

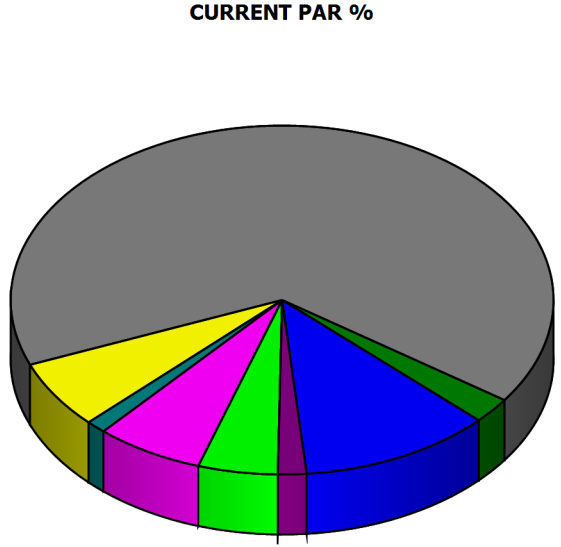
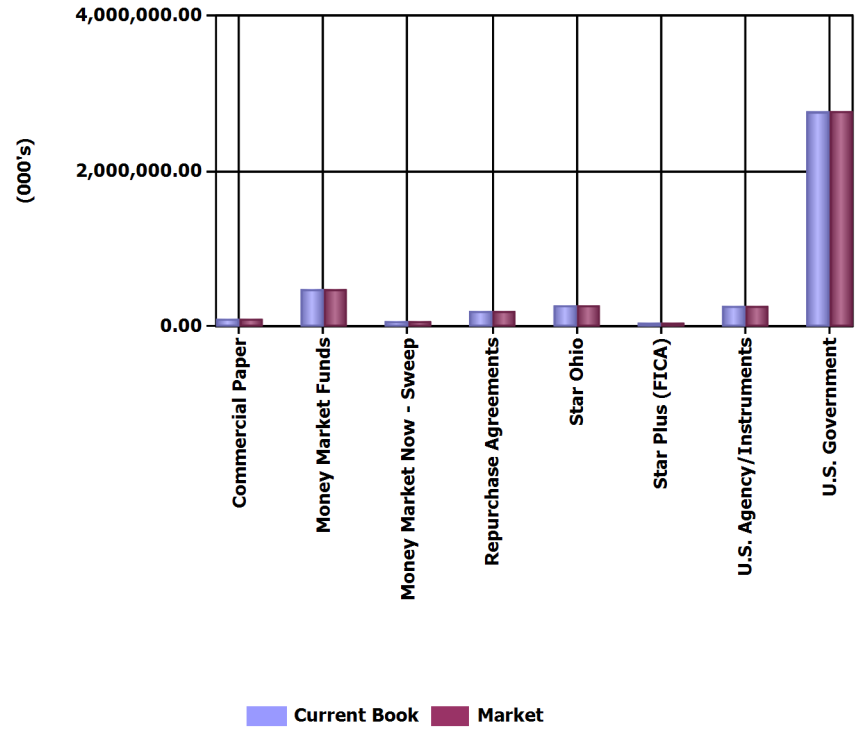


Run Date: 11/9/2017 12:14:07 PM

Investments Outstanding As Of Date: 10/31/2017

Assets (000's)	Current Par	Current Book	Current Market	Mkt/ Cur Book	Yield	WAL (Yr)	Mat (Yr)
Commercial Paper	100,506,109.32	100,506,109.32	100,506,109.32	100.00 %	1.15 %	.003	.003
Money Market Funds	483,381,781.83	483,381,781.83	483,381,781.83	100.00 %	1.01 %	.003	.003
Money Market Now - Sweep	71,502,934.79	71,502,934.79	71,502,934.79	100.00 %	0.75 %	.003	.003
Repurchase Agreements	200,000,000.00	200,000,000.00	200,000,000.00	100.00 %	1.04 %	.003	.003
Star Ohio	271,667,137.24	271,667,137.24	271,667,137.24	100.00 %	1.23 %	.003	.003
Star Plus (FICA)	50,556,846.57	50,556,846.57	50,556,846.57	100.00 %	0.90 %	.003	.003
U.S. Agency/Instruments	266,630,000.00	266,287,593.88	266,332,414.30	100.02 %	1.05 %	.135	.187
U.S. Government	2,775,000,000.00	2,769,292,909.73	2,771,888,750.00	100.09 %	0.98 %	.122	.122
Totals (000's):	4,219,244,809.75	4,213,195,313.36	4,215,835,974.05	100.06 %	1.00 %	.090	.093

PORTFOLIO ALLOCATION



- Commercial Paper - 2%
- Star Ohio - 6%
- Money Market Funds - 11%
- Star Plus (FICA) - 1%
- Money Market Now - Sweep - 2%
- U.S. Agency/Instruments - 6%
- Repurchase Agreements - 5%
- U.S. Government - 66%

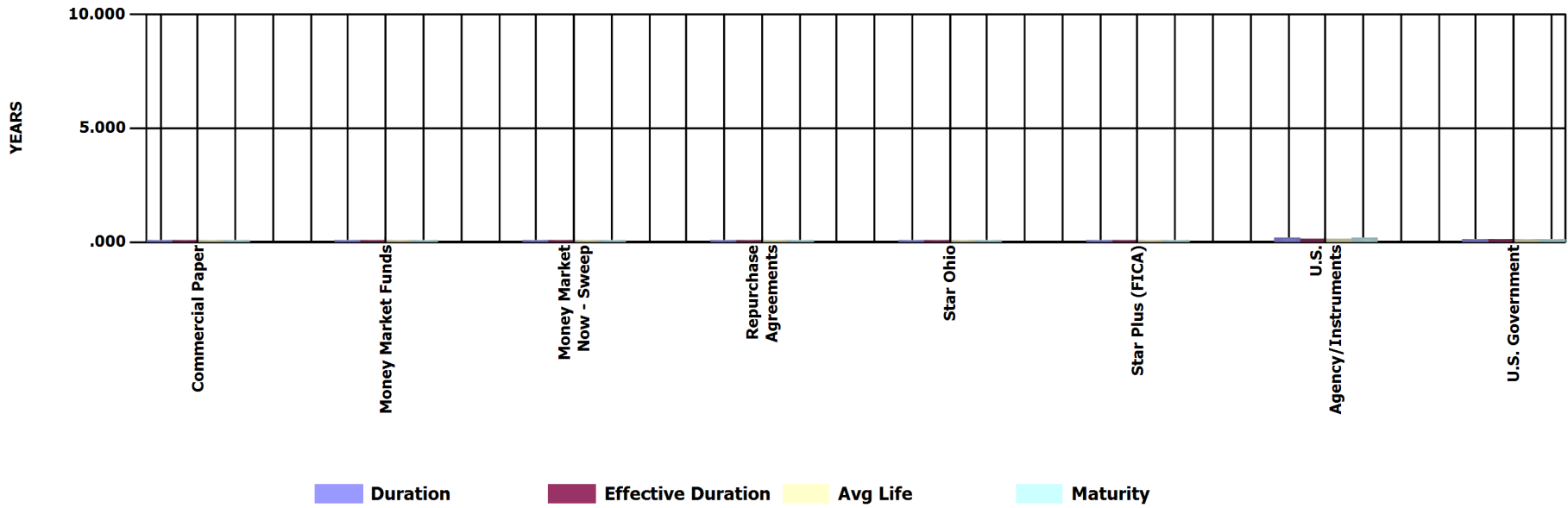


Run Date: 11/9/2017 12:14:07 PM

Investments Outstanding As Of Date: 10/31/2017

Assets (000's)	Current Par	Duration (Yr)	Effective Duration (Yr)	WAL (Yr)	Mat (Yr)
Commercial Paper	100,506.11	.003	.003	.003	.003
Money Market Funds	483,381.78	.003	.003	.003	.003
Money Market Now - Sweep	71,502.93	.003	.003	.003	.003
Repurchase Agreements	200,000.00	.003	.003	.003	.003
Star Ohio	271,667.14	.003	.003	.003	.003
Star Plus (FICA)	50,556.85	.003	.003	.003	.003
U.S. Agency/Instruments	266,630.00	.186	.135	.135	.187
U.S. Government	2,775,000.00	.122	.122	.122	.122
Totals (000's):	4,219,244.81	.093	.090	.090	.093

MATURITY ANALYSIS



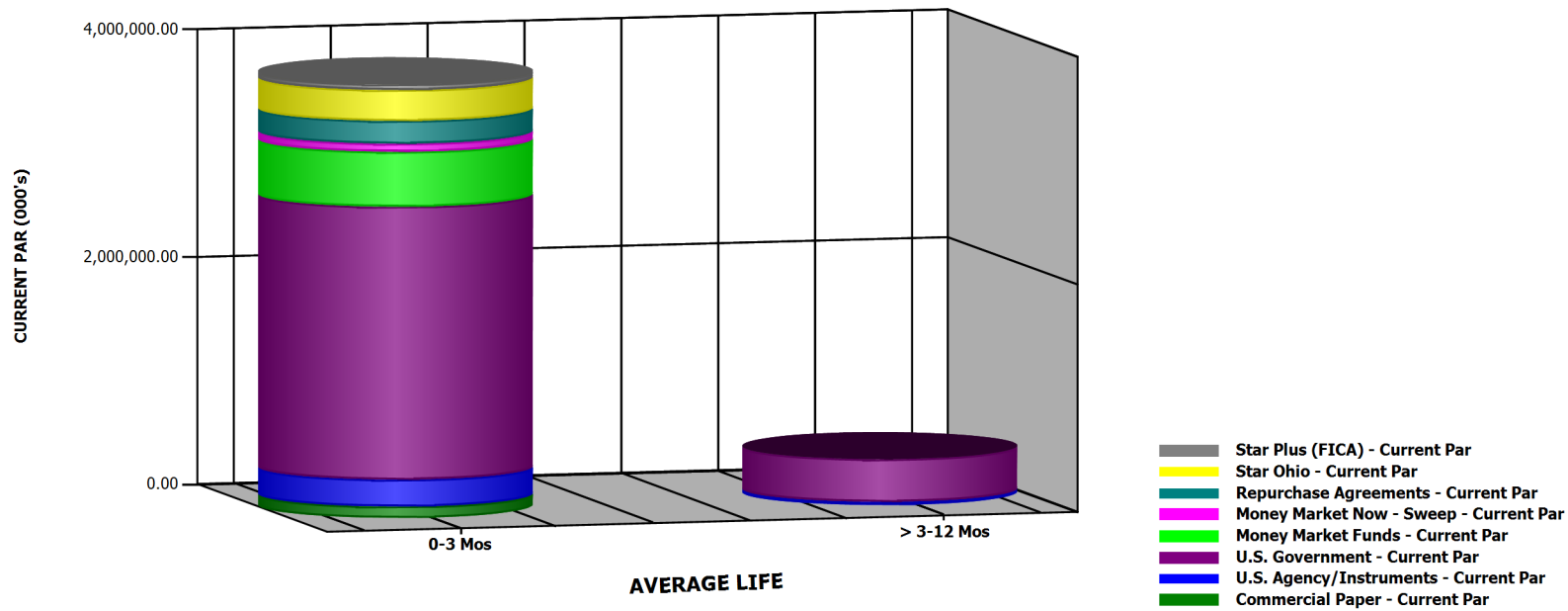


Run Date: 11/9/2017 12:14:07 PM

Investments Outstanding As Of Date: 10/31/2017

Current Par (000's)	0-3 Mos	> 3-12 Mos	Totals (000's)
Commercial Paper	100,506.11	0.00	100,506.11
Money Market Funds	483,381.78	0.00	483,381.78
Money Market Now - Sweep	71,502.93	0.00	71,502.93
Repurchase Agreements	200,000.00	0.00	200,000.00
Star Ohio	271,667.14	0.00	271,667.14
Star Plus (FICA)	50,556.85	0.00	50,556.85
U.S. Agency/Instruments	236,630.00	30,000.00	266,630.00
U.S. Government	2,400,000.00	375,000.00	2,775,000.00
Totals (000's):	3,814,244.81	405,000.00	4,219,244.81

AVERAGE LIFE DISTRIBUTION



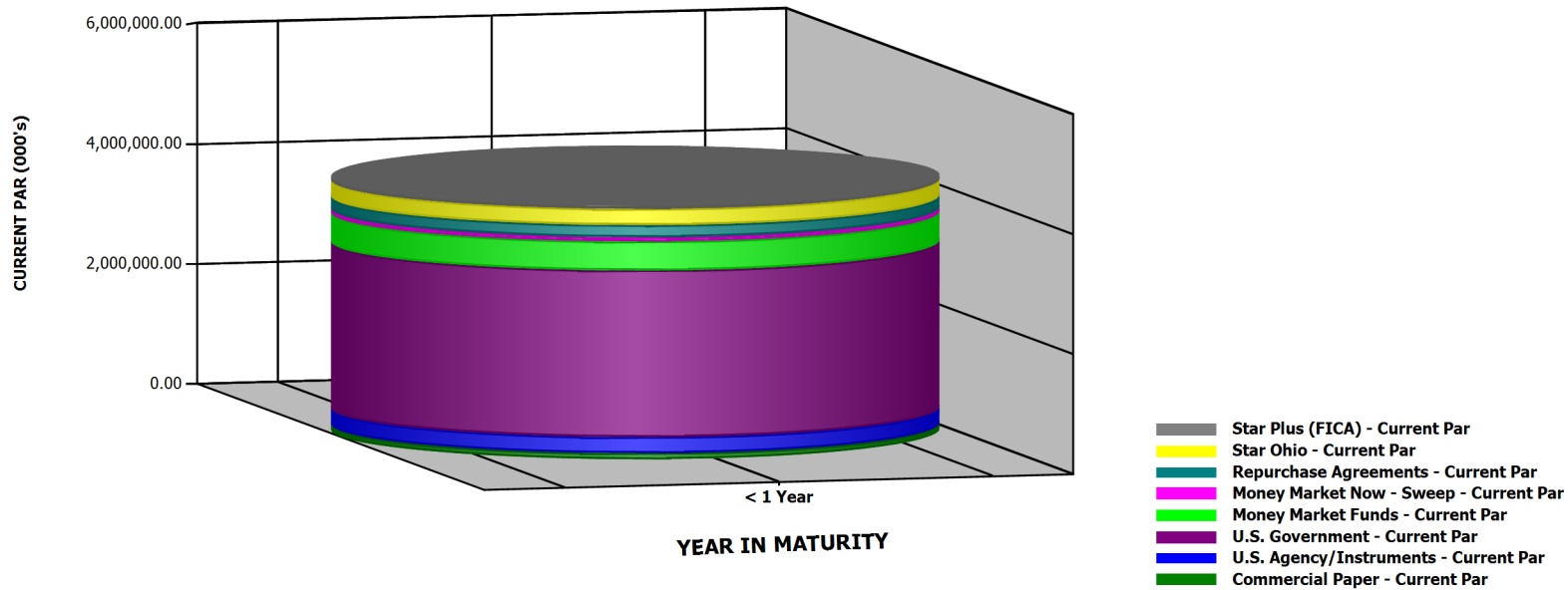


Run Date: 11/9/2017 12:14:07 PM

Investments Outstanding As Of Date: 10/31/2017

Current Par (000's)	< 1 Year	Totals (000's)
Commercial Paper	100,506.11	100,506.11
Money Market Funds	483,381.78	483,381.78
Money Market Now - Sweep	71,502.93	71,502.93
Repurchase Agreements	200,000.00	200,000.00
Star Ohio	271,667.14	271,667.14
Star Plus (FICA)	50,556.85	50,556.85
U.S. Agency/Instruments	266,630.00	266,630.00
U.S. Government	2,775,000.00	2,775,000.00
Totals (000's):	4,219,244.81	4,219,244.81

MATURITY DISTRIBUTION

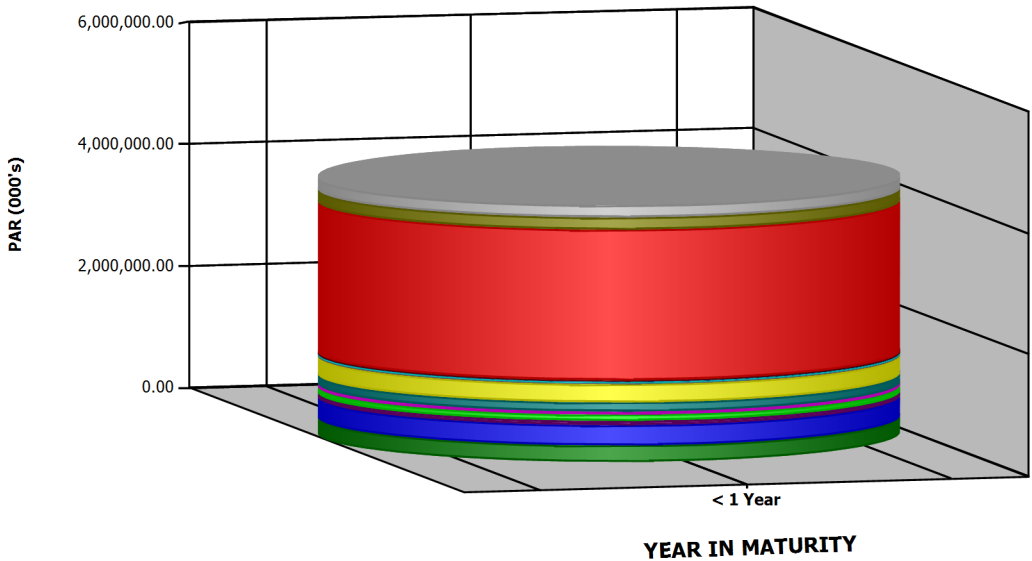




Run Date: 11/9/2017 12:14:07 PM

Investments Outstanding As Of Date: 10/31/2017

Par (000's)	< 1 Year	Totals (000's)
Commercial Paper	100,506.11	100,506.11
Money Market Funds	483,381.78	483,381.78
Money Market Now - Sweep	71,502.93	71,502.93
Repurchase Agreements	200,000.00	200,000.00
Star Ohio	271,667.14	271,667.14
Star Plus (FICA)	50,556.85	50,556.85
U.S. Agency/Instrments	266,630.00	266,630.00
U.S. Government	2,775,000.00	2,775,000.00
Totals (000's):	4,219,244.81	4,219,244.81



CALL/MATURITY DISTRIBUTION

- REPURCHASE AGREEMENT (TRI-PART - Par
- FHLB-GOVT-ACT/360-Z - Par
- GOVT-US-ACT/360-ZERO-Z - Par
- FHLMC-GOVT-US-30/360-FXD-S - Par
- FFCB-GOVT-US-30/360-AT-MAT - Par
- FHLB-GOVT-US-30/360-FXD-S - Par
- FNMA-GOVT-US-30/360-FXD-S - Par
- GOVT-US-ACT/ACT-FXD-S - Par
- MONEY MARKET NOW ACCT - Par
- STAR OHIO-STAR PLUS(REINV DVD) - Par
- COMMERCIAL PAPER - OPEN TERM - Par
- MONEY MARKET NOW - SWEEP ACCT - Par
- MONEY MARKET FUND - CASH ACCT - Par
- STAR OHIO - CASH ACCT - Par



Run Date: 11/9/2017 12:14:07 PM

Investments Outstanding As Of Date: 10/31/2017

INVENTORY BY MATURITY REPORT

CUSIP	Investment #	Fund	Issuer	Purchase Date	Current Book	Current Rate	Maturity Date	Current Par	YTM	Days to Maturity
10010	154433	1000	STAR OHIO 10010	05/31/2015	271,667,137.24	1.230	11/01/2017	271,667,137.24	1.230	1
38141W273	184539	1000	GOLDMAN SACHS FIN SQ GOV	05/31/2015	0.00	.932	11/01/2017	0.00	.932	1
NOWSW3006	193190	1000	NOW ACCT-SWEEP ACCT-300	05/31/2015	71,502,934.79	.750	11/01/2017	71,502,934.79	.750	1
OPNCP8020	207943	1000	US BANK - OPEN COMMERCIA	11/03/2011	100,506,109.32	1.150	11/01/2017	100,506,109.32	1.150	1
61747C707	210062	1000	MORGAN STANLEY LIQ GOVT	05/31/2015	0.00	.924	11/01/2017	0.00	.924	1
825252885	213723	1000	INVESCO GOVT & AGENCY PO	05/31/2015	330,524,407.82	.951	11/01/2017	330,524,407.82	.951	1
52470G791	216151	1000	WESTERN ASSET INST GOVT	05/31/2015	2,873,488.16	.935	11/01/2017	2,873,488.16	.935	1
PLUS30026	216345	1000	STAR OHIO - 10010	05/31/2015	50,556,846.57	.900	11/01/2017	50,556,846.57	.900	1
CITZMMKT3	229092	1000	CITIZENS INTEREST BEARING	01/09/2017	149,983,885.85	1.150	11/01/2017	149,983,885.85	1.150	1
HRO311719	234251	1000	HSBC SECURITIES USA INC	10/31/2017	200,000,000.00	1.040	11/01/2017	200,000,000.00	1.040	1
912796MA4	233391	1000	B 11-02-17	08/17/2017	49,897,065.97	.000	11/02/2017	50,000,000.00	.964	2
912796KX6	233384	1000	B 11-09-17	08/17/2017	49,885,316.67	.000	11/09/2017	50,000,000.00	.985	9
912796KX6	233510	1000	B 11-09-17	08/28/2017	49,903,680.56	.000	11/09/2017	50,000,000.00	.952	9
912796KX6	233511	1000	B 11-09-17	08/28/2017	49,903,680.55	.000	11/09/2017	50,000,000.00	.952	9
912796KX6	233536	1000	B 11-09-17	08/29/2017	49,904,000.00	.000	11/09/2017	50,000,000.00	.962	9
912796KX6	233792	1000	B 11-09-17	09/26/2017	49,941,638.89	.000	11/09/2017	50,000,000.00	.956	9
912796KX6	233793	1000	B 11-09-17	09/26/2017	49,941,638.89	.000	11/09/2017	50,000,000.00	.956	9
912796KX6	233928	1000	B 11-09-17	10/12/2017	49,961,888.89	.000	11/09/2017	50,000,000.00	.981	9
912796KX6	233929	1000	B 11-09-17	10/12/2017	49,961,888.89	.000	11/09/2017	50,000,000.00	.981	9
313385PG5	233963	1000	FHDN 0 11-15-17	10/11/2017	26,603,850.82	.000	11/15/2017	26,630,000.00	1.011	15
912796MCO	233383	1000	B 11-16-17	08/17/2017	49,875,886.11	.000	11/16/2017	50,000,000.00	.984	16
912796MCO	233551	1000	B 11-16-17	08/30/2017	49,899,250.00	.000	11/16/2017	50,000,000.00	.932	16
912796MCO	233552	1000	B 11-16-17	08/30/2017	49,899,250.00	.000	11/16/2017	50,000,000.00	.932	16
912796MCO	234109	1000	B 0 11-16-17	10/23/2017	49,967,933.33	.000	11/16/2017	50,000,000.00	.963	16
313385PM2	233883	1000	FHLBDN 0 11-20-17	10/04/2017	49,934,069.45	.000	11/20/2017	50,000,000.00	1.011	20
313385PM2	233884	1000	FHLBDN 0 11-20-17	10/04/2017	24,967,034.72	.000	11/20/2017	25,000,000.00	1.011	20



Run Date: 11/9/2017 12:14:07 PM

Investments Outstanding As Of Date: 10/31/2017

INVENTORY BY MATURITY REPORT

CUSIP	Investment #	Fund	Issuer	Purchase Date	Current Book	Current Rate	Maturity Date	Current Par	YTM	Days to Maturity
912796MD8	233385	1000	B 11-24-17	08/17/2017	49,864,596.87	.000	11/24/2017	50,000,000.00	.987	24
912796MD8	233470	1000	B 11-24-17	08/23/2017	49,873,416.67	.000	11/24/2017	50,000,000.00	.982	24
912796MD8	233471	1000	B 11-24-17	08/23/2017	49,873,416.66	.000	11/24/2017	50,000,000.00	.982	24
912796MD8	233505	1000	B 11-24-17	08/25/2017	49,874,875.00	.000	11/24/2017	50,000,000.00	.992	24
912796MD8	233506	1000	B 11-24-17	08/25/2017	49,874,875.00	.000	11/24/2017	50,000,000.00	.992	24
912796MD8	233843	1000	B 11-24-17	09/28/2017	49,924,395.83	.000	11/24/2017	50,000,000.00	.956	24
912796MD8	234110	1000	B 11-24-17	10/23/2017	49,957,333.33	.000	11/24/2017	50,000,000.00	.961	24
912828UA6	229154	1000	T 0 5-8 11-30-17	01/10/2017	49,925,781.25	.625	11/30/2017	50,000,000.00	.793	30
912828UA6	229514	1000	T 0 5-8 11-30-17	02/09/2017	24,972,656.25	.625	11/30/2017	25,000,000.00	.761	30
912828UA6	229600	1000	T 0 5-8 11-30-17	02/16/2017	49,927,734.38	.625	11/30/2017	50,000,000.00	.810	30
912796ME6	233964	1000	B 11-30-17	10/11/2017	24,965,277.78	.000	11/30/2017	25,000,000.00	1.001	30
912796ME6	234208	1000	B 0 11-30-17	10/25/2017	49,951,000.00	.000	11/30/2017	50,000,000.00	.981	30
912796LB3	233769	1000	B 0 12-07-17	09/25/2017	49,901,145.84	.000	12/07/2017	50,000,000.00	.977	37
912796LB3	233770	1000	B 0 12-07-17	09/25/2017	49,901,145.83	.000	12/07/2017	50,000,000.00	.977	37
912796LB3	233823	1000	B 12-07-17	09/27/2017	49,904,840.28	.000	12/07/2017	50,000,000.00	.967	37
912796LB3	233824	1000	B 12-07-17	09/27/2017	49,904,840.28	.000	12/07/2017	50,000,000.00	.967	37
912796MG1	233973	1000	B 12-14-17	10/12/2017	49,916,000.00	.000	12/14/2017	50,000,000.00	.962	44
912796MG1	233974	1000	B 12-14-17	10/12/2017	49,916,000.00	.000	12/14/2017	50,000,000.00	.962	44
912796MG1	234121	1000	B 0 12-14-17	10/23/2017	49,932,472.22	.000	12/14/2017	50,000,000.00	.936	44
912796MG1	234122	1000	B 0 12-14-17	10/23/2017	49,932,472.22	.000	12/14/2017	50,000,000.00	.936	44
912796MG1	234173	1000	B 0 12-14-17	10/24/2017	49,933,416.67	.000	12/14/2017	50,000,000.00	.941	44
912828G79	229873	1000	T 1 12-15-17	03/08/2017	49,998,046.88	1.000	12/15/2017	50,000,000.00	1.005	45
313385QT6	234119	1000	FHLBDN 0 12-20-17	10/23/2017	49,915,819.45	.000	12/20/2017	50,000,000.00	1.047	50
313385QT6	234120	1000	FHLBDN 0 12-20-17	10/23/2017	49,915,819.44	.000	12/20/2017	50,000,000.00	1.047	50
912796MH9	233894	1000	B 12-21-17	10/04/2017	49,894,916.67	.000	12/21/2017	50,000,000.00	.972	51
912796MH9	233895	1000	B 12-21-17	10/04/2017	49,894,916.66	.000	12/21/2017	50,000,000.00	.972	51
912796MH9	233971	1000	B 0 12-21-17	10/11/2017	49,901,881.94	.000	12/21/2017	50,000,000.00	.997	51
912796MH9	233972	1000	B 0 12-21-17	10/11/2017	49,901,881.95	.000	12/21/2017	50,000,000.00	.997	51
912796MH9	234171	1000	B 12-21-17	10/24/2017	49,922,666.67	.000	12/21/2017	50,000,000.00	.961	51
912796MH9	234172	1000	B 12-21-17	10/24/2017	49,922,666.66	.000	12/21/2017	50,000,000.00	.961	51
912796MJ5	233896	1000	B 12-28-17	10/04/2017	49,881,944.44	.000	12/28/2017	50,000,000.00	1.002	58
912796MJ5	233897	1000	B 12-28-17	10/04/2017	49,881,944.45	.000	12/28/2017	50,000,000.00	1.002	58
912796MJ5	233900	1000	B 12-28-17	10/04/2017	49,881,354.17	.000	12/28/2017	50,000,000.00	1.007	58



Run Date: 11/9/2017 12:14:07 PM

Investments Outstanding As Of Date: 10/31/2017

INVENTORY BY MATURITY REPORT

CUSIP	Investment #	Fund	Issuer	Purchase Date	Current Book	Current Rate	Maturity Date	Current Par	YTM	Days to Maturity
912796MJ5	233901	1000	B 12-28-17	10/04/2017	49,881,354.16	.000	12/28/2017	50,000,000.00	1.007	58
912796LC1	233902	1000	B 01-04-18	10/04/2017	49,867,111.11	.000	01/04/2018	50,000,000.00	1.043	65
912796LC1	233903	1000	B 01-04-18	10/04/2017	49,867,111.11	.000	01/04/2018	50,000,000.00	1.043	65
912796ML0	234211	1000	B 0 01-11-18	10/25/2017	49,888,416.67	.000	01/11/2018	50,000,000.00	1.032	72
912796NP0	234212	1000	B 0 01-25-18	10/25/2017	49,860,466.67	.000	01/25/2018	50,000,000.00	1.095	86
912828P20	229513	1000	T 0 3-4 01-31-18	02/09/2017	49,955,078.13	.750	01/31/2018	50,000,000.00	.843	92
912796NR6	233565	1000	B 02-08-18	09/01/2017	49,768,888.89	.000	02/08/2018	50,000,000.00	1.045	100
912828H94	229798	1000	T 1 02-15-18	03/02/2017	25,000,000.00	1.000	02/15/2018	25,000,000.00	1.000	107
912828H94	231237	1000	T 1 02-15-18	05/03/2017	49,976,562.50	1.000	02/15/2018	50,000,000.00	1.060	107
912796NS4	233556	1000	B 02-15-18	08/31/2017	49,757,916.67	.000	02/15/2018	50,000,000.00	1.043	107
912796NS4	233557	1000	B 02-15-18	08/31/2017	49,757,916.66	.000	02/15/2018	50,000,000.00	1.043	107
912796LN7	233560	1000	B 03-01-18	08/31/2017	49,729,527.78	.000	03/01/2018	50,000,000.00	1.076	121
912796LN7	233561	1000	B 03-01-18	08/31/2017	49,729,527.78	.000	03/01/2018	50,000,000.00	1.076	121
3130AAW95	229783	1000	FHLB 1 03-02-18	03/03/2017	25,000,000.00	1.000	03/02/2018	25,000,000.00	1.000	122
3133EHGF4	230825	1000	FFCB ADJUSTABLE RATE BON	04/20/2017	5,000,000.00	1.200	04/12/2018	5,000,000.00	1.200	163
3136G1KDO	229469	1000	FNMA 1 04-30-18	02/03/2017	14,997,000.00	1.000	04/30/2018	15,000,000.00	1.016	181
3134G9VF1	231557	1000	FHLMC 1.06 06-22-18	05/26/2017	9,977,000.00	1.060	06/22/2018	10,000,000.00	1.276	234
3134G9VF1	231558	1000	FHLMC 1.06 06-22-18	05/26/2017	9,977,000.00	1.060	06/22/2018	10,000,000.00	1.276	234