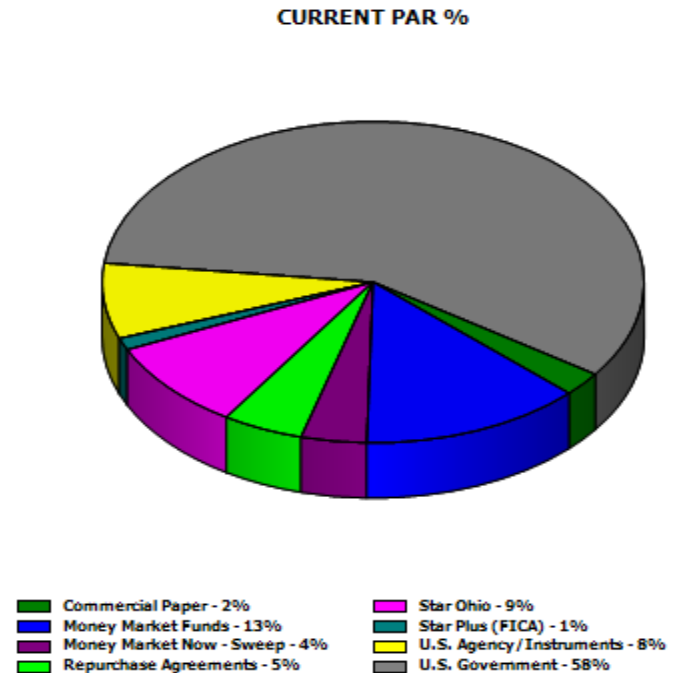
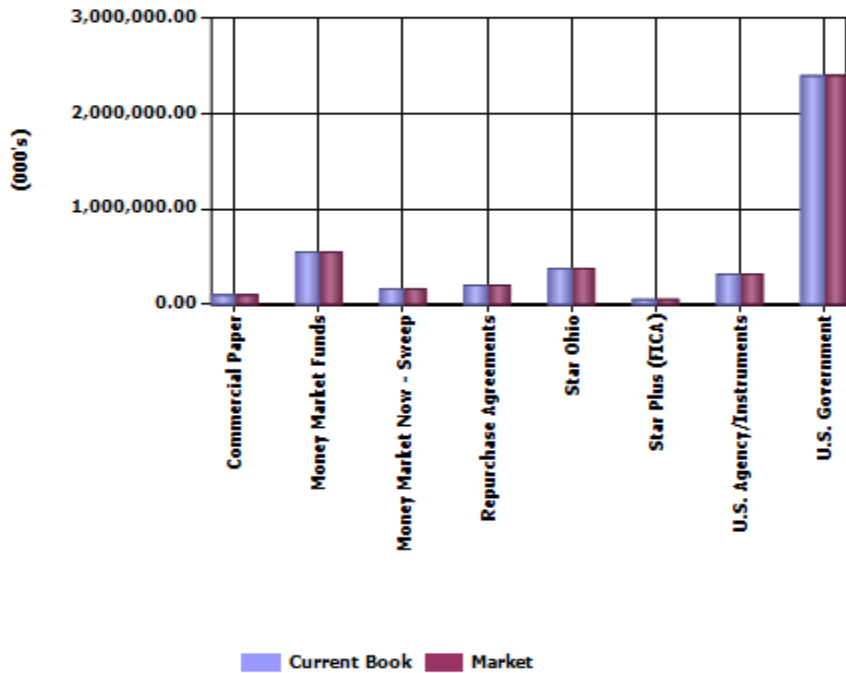




Run Date: 12/1/2017 6:38:57 AM

Assets (000's)	Current Par	Current Book	Current Market	Mkt/ Cur Book	Yield	WAL (Yr)	Mat (Yr)
Commercial Paper	100,583,277.17	100,583,277.17	100,583,277.17	100.00%	1.15%	.003	.003
Money Market Funds	548,742,640.57	548,742,640.57	548,742,640.57	100.00%	1.04%	.003	.003
Money Market Now - Sweep	162,564,626.49	162,564,626.49	162,564,626.49	100.00%	0.75%	.003	.003
Repurchase Agreements	200,000,000.00	200,000,000.00	200,000,000.00	100.00%	1.03%	.003	.003
Star Ohio	372,738,487.26	372,738,487.26	372,738,487.26	100.00%	1.26%	.003	.003
Star Plus (FICA)	50,595,491.40	50,595,491.40	50,595,491.40	100.00%	0.90%	.003	.003
U.S. Agency/Instruments	315,000,000.00	314,530,076.39	314,685,950.00	100.05%	1.07%	.093	.136
U.S. Government	2,400,000,000.00	2,395,224,515.98	2,397,615,500.00	100.10%	1.04%	.097	.097
<b>Totals (000's):</b>	<b>4,150,224,522.89</b>	<b>4,144,979,115.26</b>	<b>4,147,525,972.89</b>	<b>100.06%</b>	<b>1.05%</b>	<b>.064</b>	<b>.068</b>

**PORTFOLIO ALLOCATION**

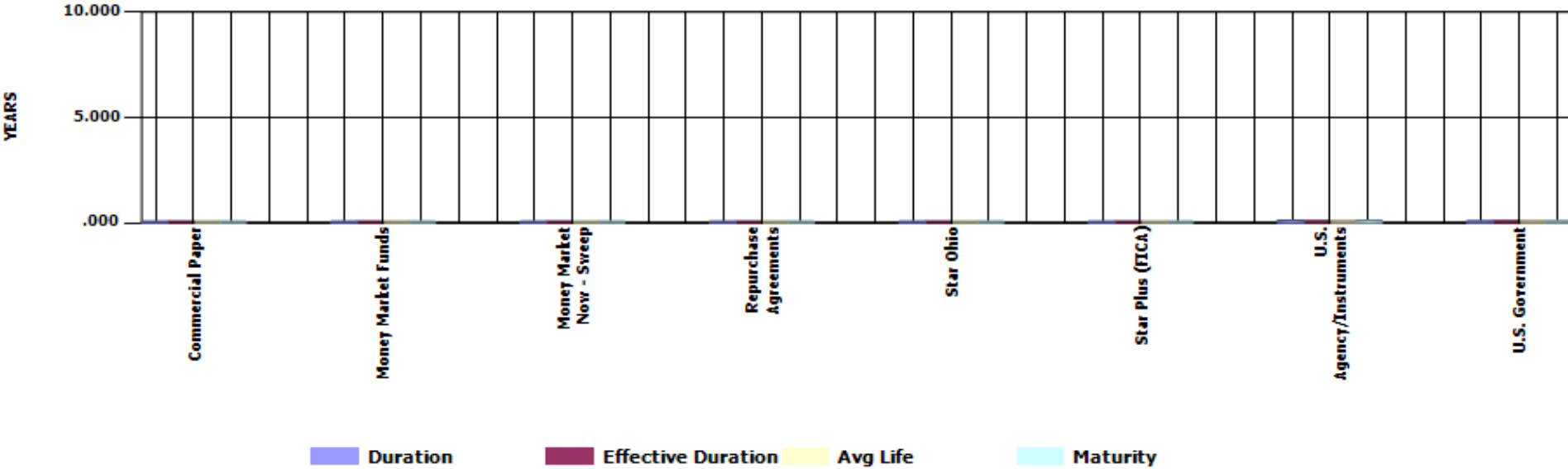


EXECUTIVE MANAGEMENT SUMMARIES AND GRAPHS

Run Date: 12/1/2017 6:38:57 AM

**MATURITY ANALYSIS**

Assets (000's)	Current Par	Duration (Yr)	Effective Duration (Yr)	WAL (Yr)	Mat (Yr)
Commercial Paper	100,583.28	.003	.003	.003	.003
Money Market Funds	548,742.64	.003	.003	.003	.003
Money Market Now - Sweep	162,564.63	.003	.003	.003	.003
Repurchase Agreements	200,000.00	.003	.003	.003	.003
Star Ohio	372,738.49	.003	.003	.003	.003
Star Plus (FICA)	50,595.49	.003	.003	.003	.003
U.S. Agency/Instruments	315,000.00	.136	.093	.093	.136
U.S. Government	2,400,000.00	.097	.097	.097	.097
<b>Totals (000's):</b>	<b>4,150,224.52</b>	<b>.067</b>	<b>.064</b>	<b>.064</b>	<b>.068</b>





SIS

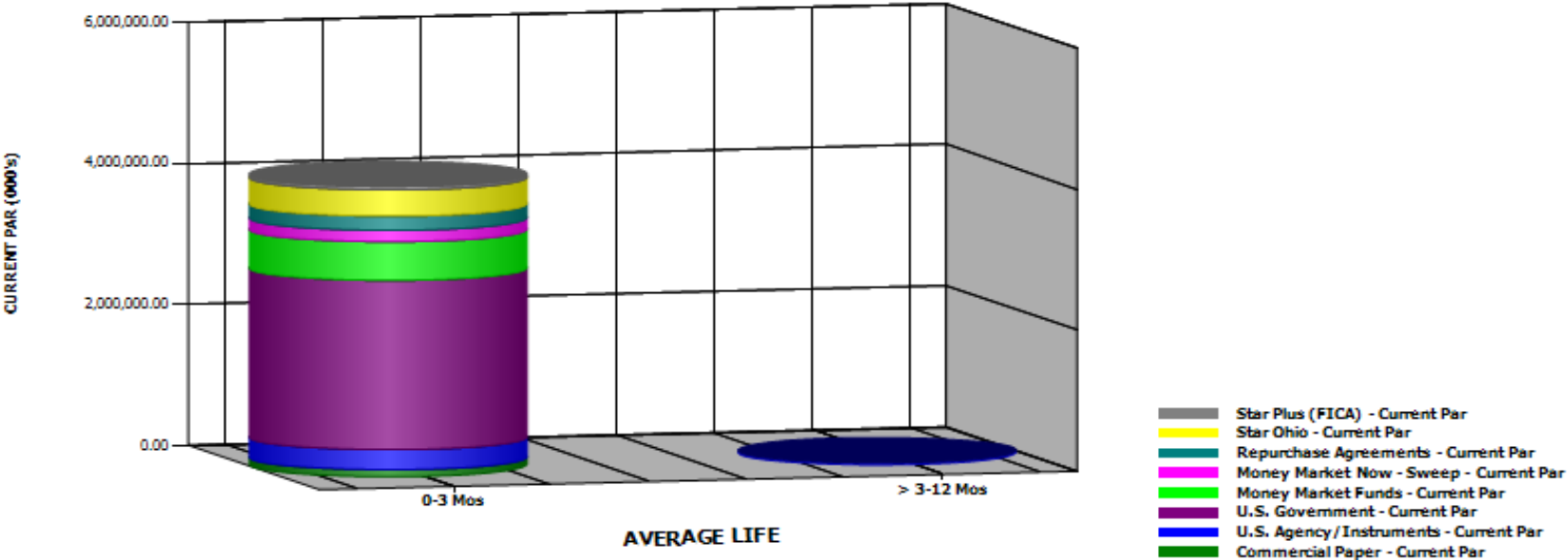
}

EXECUTIVE MANAGEMENT SUMMARIES AND GRAPHS

Run Date: 12/1/2017 6:38:57 AM

AVE  
DIS

Current Par (000's)	0-3 Mos	> 3-12 Mos	Totals (000's)
Commercial Paper	100,583.28	0.00	100,583.28
Money Market Funds	548,742.64	0.00	548,742.64
Money Market Now - Sweep	162,564.63	0.00	162,564.63
Repurchase Agreements	200,000.00	0.00	200,000.00
Star Ohio	372,738.49	0.00	372,738.49
Star Plus (FICA)	50,595.49	0.00	50,595.49
U.S. Agency/Instruments	285,000.00	30,000.00	315,000.00
U.S. Government	2,400,000.00	0.00	2,400,000.00
Totals (000's):	4,120,224.52	30,000.00	4,150,224.52



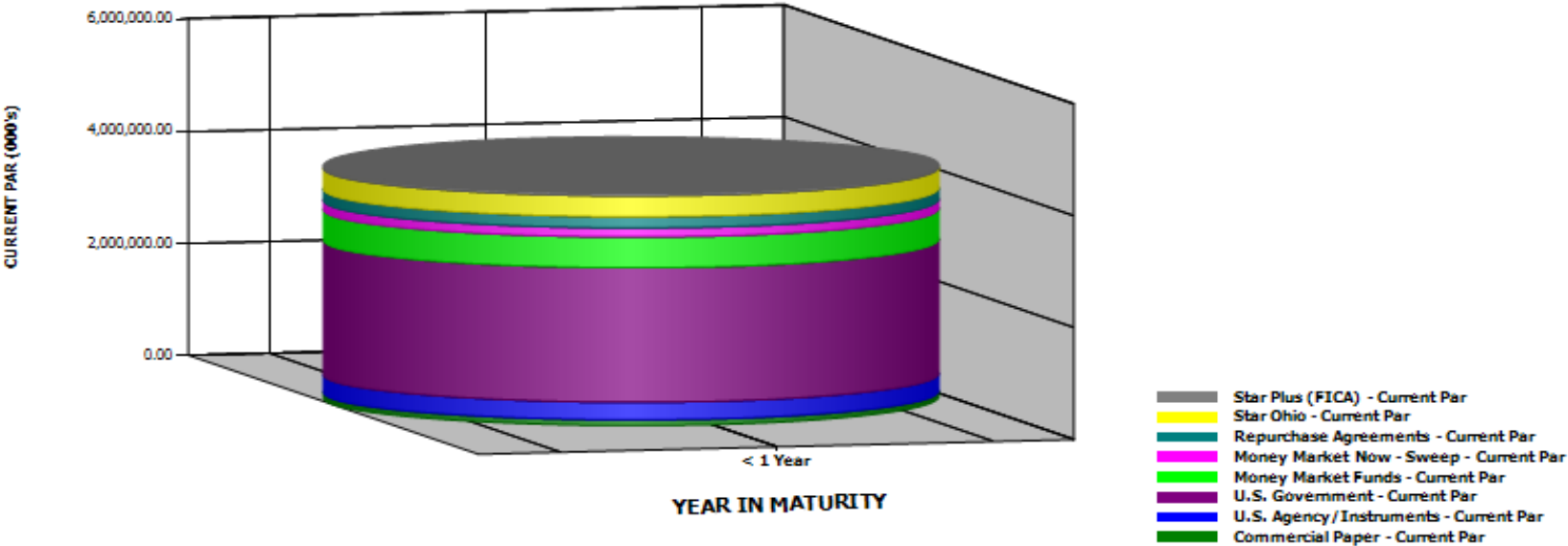


**AVERAGE LIFE  
CONTRIBUTION**

# EXECUTIVE MANAGEMENT SUMMARIES AND GRAPHS

Run Date: 12/1/2017 6:38:57 AM

Current Par (000's)	< 1 Year	Totals (000's)
Commercial Paper	100,583.28	100,583.28
Money Market Funds	548,742.64	548,742.64
Money Market Now - Sweep	162,564.63	162,564.63
Repurchase Agreements	200,000.00	200,000.00
Star Ohio	372,738.49	372,738.49
Star Plus (FICA)	50,595.49	50,595.49
U.S. Agency/Instruments	315,000.00	315,000.00
U.S. Government	2,400,000.00	2,400,000.00
<b>Totals (000's):</b>	<b>4,150,224.52</b>	<b>4,150,224.52</b>



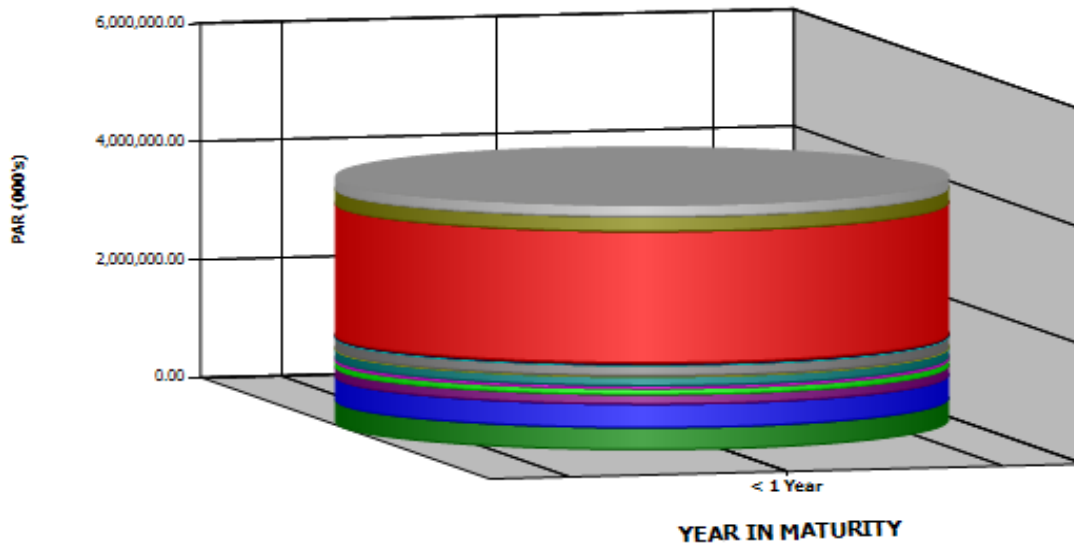


**SECURITY  
CONTRIBUTION**

# EXECUTIVE MANAGEMENT SUMMARIES AND GRAPHS

Run Date: 12/1/2017 6:38:57 AM

Par (000's)	< 1 Year	Totals (000's)
Commercial Paper	100,583.28	100,583.28
Money Market Funds	548,742.64	548,742.64
Money Market Now - Sweep	162,564.63	162,564.63
Repurchase Agreements	200,000.00	200,000.00
Star Ohio	372,738.49	372,738.49
Star Plus (FICA)	50,595.49	50,595.49
U.S. Agency/Instruments	315,000.00	315,000.00
U.S. Government	2,400,000.00	2,400,000.00
<b>Totals (000's):</b>	<b>4,150,224.52</b>	<b>4,150,224.52</b>



- REPURCHASE AGREEMENT (TRI-PART) - Par
- FHLB-GOVT-ACT/360-Z - Par
- GOVT-US-ACT/360-ZERO-Z - Par
- FHLMC-GOVT-US-30/360-FXD-S - Par
- FFCB-GOVT-US-30/360-AT-MAT - Par
- FHLB-GOVT-US-30/360-FXD-S - Par
- GOVT-US-ACT/ACT-FXD-S - Par
- FNMA-GOVT-US-30/360-FXD-S - Par
- MONEY MARKET NOW ACCT - Par
- STAR OHIO-STAR PLUS(REINV DVD) - Par
- COMMERCIAL PAPER - OPEN TERM - Par
- MONEY MARKET NOW - SWEEP ACCT - Par
- MONEY MARKET FUND - CASH ACCT - Par
- STAR OHIO - CASH ACCT - Par

CALL/  
DIST





**MATURITY  
CONTRIBUTION**

# EXECUTIVE MANAGEMENT SUMMARIES AND GRAPHS

Run Date: 12/1/2017 6:38:57 AM

## INVENTORY BY MATURITY REPORT

CUSIP	Investment #	Fund	Issuer	Purchase Date	Current Book	Current Rate	Maturity Date	Current Par	YTM	Days to Maturity
10010	154433	1000	STAR OHIO 10010	05/31/2015	372,738,487.26	1.257	12/01/2017	372,738,487.26	1.257	1
38141W273	184539	1000	GOLDMAN SACHS FIN SQ GOVT #465	05/31/2015	0.00	.971	12/01/2017	0.00	.971	1
NOWSW3006	193190	1000	NOW ACCT-SWEEP ACCT-300 KEYBANK	05/31/2015	162,564,626.49	.750	12/01/2017	162,564,626.49	.750	1
OPNCP8020	207943	1000	US BANK - OPEN COMMERCIAL PAPER	11/03/2011	100,583,277.17	1.150	12/01/2017	100,583,277.17	1.150	1
61747C707	210062	1000	MORGAN STANLEY LIQ GOVT - INST	05/31/2015	0.00	.979	12/01/2017	0.00	.979	1
825252885	213723	1000	INVESCO GOVT & AGENCY PORTFOLIO	05/31/2015	395,736,907.12	.992	12/01/2017	395,736,907.12	.992	1
52470G791	216151	1000	WESTERN ASSET INST GOVT RESERVE	05/31/2015	2,875,767.64	.989	12/01/2017	2,875,767.64	.989	1
PLUS30026	216345	1000	STAR OHIO - 10010	05/31/2015	50,595,491.40	.900	12/01/2017	50,595,491.40	.900	1
CITZMMKT3	229092	1000	CITIZENS INTEREST BEARING ACCT	01/09/2017	150,129,965.81	1.150	12/01/2017	150,129,965.81	1.150	1
HRN301711	234480	1000	HSBC SECURITIES USA INC	11/30/2017	200,000,000.00	1.030	12/01/2017	200,000,000.00	1.030	1
912796LB3	233769	1000	B 0 12-07-17	09/25/2017	49,901,145.84	.000	12/07/2017	50,000,000.00	.977	7
912796LB3	233770	1000	B 0 12-07-17	09/25/2017	49,901,145.83	.000	12/07/2017	50,000,000.00	.977	7
912796LB3	233823	1000	B 12-07-17	09/27/2017	49,904,840.28	.000	12/07/2017	50,000,000.00	.967	7
912796LB3	233824	1000	B 12-07-17	09/27/2017	49,904,840.28	.000	12/07/2017	50,000,000.00	.967	7
912796RX9	234387	1000	CMB 0 12-08-17	11/15/2017	49,966,458.33	.000	12/08/2017	50,000,000.00	1.051	8
912796RX9	234388	1000	CMB 0 12-08-17	11/15/2017	49,966,458.33	.000	12/08/2017	50,000,000.00	1.051	8
912796RX9	234389	1000	CMB 0 12-08-17	11/15/2017	49,966,458.34	.000	12/08/2017	50,000,000.00	1.051	8
912796MG1	233973	1000	B 12-14-17	10/12/2017	49,916,000.00	.000	12/14/2017	50,000,000.00	.962	14
912796MG1	233974	1000	B 12-14-17	10/12/2017	49,916,000.00	.000	12/14/2017	50,000,000.00	.962	14
912796MG1	234121	1000	B 0 12-14-17	10/23/2017	49,932,472.22	.000	12/14/2017	50,000,000.00	.936	14
912796MG1	234122	1000	B 0 12-14-17	10/23/2017	49,932,472.22	.000	12/14/2017	50,000,000.00	.936	14
912796MG1	234173	1000	B 0 12-14-17	10/24/2017	49,933,416.67	.000	12/14/2017	50,000,000.00	.941	14
912828G79	229873	1000	T 1 12-15-17	03/08/2017	49,998,046.88	1.000	12/15/2017	50,000,000.00	1.005	15
313385QN9	234268	1000	FHLBDN 0 12-15-17	11/02/2017	49,938,187.50	.000	12/15/2017	50,000,000.00	1.036	15
313385QT6	234119	1000	FHLBDN 0 12-20-17	10/23/2017	49,915,819.45	.000	12/20/2017	50,000,000.00	1.047	20
313385QT6	234120	1000	FHLBDN 0 12-20-17	10/23/2017	49,915,819.44	.000	12/20/2017	50,000,000.00	1.047	20
912796MH9	233894	1000	B 12-21-17	10/04/2017	49,894,916.67	.000	12/21/2017	50,000,000.00	.972	21
912796MH9	233895	1000	B 12-21-17	10/04/2017	49,894,916.66	.000	12/21/2017	50,000,000.00	.972	21
912796MH9	233971	1000	B 0 12-21-17	10/11/2017	49,901,881.94	.000	12/21/2017	50,000,000.00	.997	21
912796MH9	233972	1000	B 0 12-21-17	10/11/2017	49,901,881.95	.000	12/21/2017	50,000,000.00	.997	21
912796MH9	234171	1000	B 12-21-17	10/24/2017	49,922,666.67	.000	12/21/2017	50,000,000.00	.961	21
912796MH9	234172	1000	B 12-21-17	10/24/2017	49,922,666.66	.000	12/21/2017	50,000,000.00	.961	21
912796MJ5	233896	1000	B 12-28-17	10/04/2017	49,881,944.44	.000	12/28/2017	50,000,000.00	1.002	28

## EXECUTIVE MANAGEMENT SUMMARIES AND GRAPHS

912796MJ5	233897	1000 B 12-28-17	10/04/2017	49,881,944.45	.000	12/28/2017	50,000,000.00	1.002	28
912796MJ5	233900	1000 B 12-28-17	10/04/2017	49,881,354.17	.000	12/28/2017	50,000,000.00	1.007	28
912796MJ5	233901	1000 B 12-28-17	10/04/2017	49,881,354.16	.000	12/28/2017	50,000,000.00	1.007	28
912796MJ5	234267	1000 B 0 12-28-17	11/02/2017	49,919,033.33	.000	12/28/2017	50,000,000.00	1.043	28
912796MJ5	234276	1000 B 0 12-28-17	11/03/2017	49,919,791.67	.000	12/28/2017	50,000,000.00	1.052	28
912796MJ5	234277	1000 B 0 12-28-17	11/03/2017	24,959,895.83	.000	12/28/2017	25,000,000.00	1.052	28
912796LC1	233902	1000 B 01-04-18	10/04/2017	49,867,111.11	.000	01/04/2018	50,000,000.00	1.043	35
912796LC1	233903	1000 B 01-04-18	10/04/2017	49,867,111.11	.000	01/04/2018	50,000,000.00	1.043	35
912796LC1	234459	1000 B 0 01-04-18	11/27/2017	49,940,361.11	.000	01/04/2018	50,000,000.00	1.131	35
912796LC1	234460	1000 B 0 01-04-18	11/27/2017	49,940,361.11	.000	01/04/2018	50,000,000.00	1.131	35
313385RK4	234278	1000 FHLBDN 0 01-05-18	11/03/2017	49,904,625.00	.000	01/05/2018	50,000,000.00	1.092	36
313385RK4	234279	1000 FHLBDN 0 01-05-18	11/03/2017	49,904,625.00	.000	01/05/2018	50,000,000.00	1.092	36
912796MLO	234211	1000 B 0 01-11-18	10/25/2017	49,888,416.67	.000	01/11/2018	50,000,000.00	1.032	42
912796MLO	234462	1000 B 0 01-11-18	11/27/2017	49,929,062.50	.000	01/11/2018	50,000,000.00	1.137	42
912796MLO	234463	1000 B 0 01-11-18	11/27/2017	49,929,062.50	.000	01/11/2018	50,000,000.00	1.137	42
912796MLO	234472	1000 B 01-11-18	11/29/2017	49,932,812.50	.000	01/11/2018	50,000,000.00	1.127	42
912796MLO	234473	1000 B 01-11-18	11/29/2017	49,932,812.50	.000	01/11/2018	50,000,000.00	1.127	42
912796NN5	234474	1000 B 0 01-18-18	11/28/2017	49,919,958.33	.000	01/18/2018	50,000,000.00	1.132	49
912796NN5	234475	1000 B 0 01-18-18	11/28/2017	49,919,958.34	.000	01/18/2018	50,000,000.00	1.132	49
912796NP0	234212	1000 B 0 01-25-18	10/25/2017	49,860,466.67	.000	01/25/2018	50,000,000.00	1.095	56
912796NP0	234461	1000 B 0 01-25-18	11/27/2017	49,904,165.97	.000	01/25/2018	50,000,000.00	1.172	56
912796NP0	234470	1000 B 0 01-25-18	11/28/2017	49,906,716.66	.000	01/25/2018	50,000,000.00	1.160	56
912796NP0	234471	1000 B 0 01-25-18	11/28/2017	49,906,716.67	.000	01/25/2018	50,000,000.00	1.160	56
912828P20	229513	1000 T 0 3-4 01-31-18	02/09/2017	49,955,078.13	.750	01/31/2018	50,000,000.00	.843	62
912796NR6	233565	1000 B 02-08-18	09/01/2017	49,768,888.89	.000	02/08/2018	50,000,000.00	1.045	70
912828H94	229798	1000 T 1 02-15-18	03/02/2017	25,000,000.00	1.000	02/15/2018	25,000,000.00	1.000	77
912828H94	231237	1000 T 1 02-15-18	05/03/2017	49,976,562.50	1.000	02/15/2018	50,000,000.00	1.060	77
912796NS4	233556	1000 B 02-15-18	08/31/2017	49,757,916.67	.000	02/15/2018	50,000,000.00	1.043	77
912796NS4	233557	1000 B 02-15-18	08/31/2017	49,757,916.66	.000	02/15/2018	50,000,000.00	1.043	77
912796LN7	233560	1000 B 03-01-18	08/31/2017	49,729,527.78	.000	03/01/2018	50,000,000.00	1.076	91
912796LN7	233561	1000 B 03-01-18	08/31/2017	49,729,527.78	.000	03/01/2018	50,000,000.00	1.076	91
3130AAW95	229783	1000 FHLB 1 03-02-18	03/03/2017	25,000,000.00	1.000	03/02/2018	25,000,000.00	1.000	92
3133EHGF4	230825	1000 FCCB ADJUSTABLE RATE BOND	04/20/2017	5,000,000.00	1.200	04/12/2018	5,000,000.00	1.200	133
3136G1KD0	229469	1000 FNMA 1 04-30-18	02/03/2017	14,997,000.00	1.000	04/30/2018	15,000,000.00	1.016	151
3134G9VF1	231557	1000 FHLMC 1.06 06-22-18	05/26/2017	9,977,000.00	1.060	06/22/2018	10,000,000.00	1.276	204
3134G9VF1	231558	1000 FHLMC 1.06 06-22-18	05/26/2017	9,977,000.00	1.060	06/22/2018	10,000,000.00	1.276	204



