Run Date: 7/6/2017 5:11:19 AM

Investments Outstanding As Of Date: 6/30/2017

PORTFOLIO ALLOCATION

Assets (000's)	Current Par	Current Book	Current Market	Mkt/ Cur Book	Yield	WAL (Yr)	Mat (Yr)
Commercial Paper	100,184.35	100,184.35	100,184.35	100.00 %	1.05 %	.003	.003
Corporate Bonds	940,092.00	958,227.70	948,929.72	99.03 %	1.73 %	2.380	2.415
Israel Bonds	147,200.00	147,200.00	147,060.83	99.91 %	2.61 %	2.387	2.387
Money Market Funds	756,864.68	756,864.68	756,864.68	100.00 %	0.83 %	.003	.003
Money Market Now - Sweep	80,144.25	80,144.25	80,144.25	100.00 %	0.35 %	.003	.003
Repurchase Agreements	200,000.00	200,000.00	200,000.00	100.00 %	1.07 %	.008	.008
Special Projects	234,872.95	234,872.95	234,872.95	100.00 %	0.59 %	.659	.659
Star Ohio	201,565.43	201,565.43	201,565.43	100.00 %	1.09 %	.003	.003
Star Plus (FICA)	50,418.82	50,418.82	50,418.82	100.00 %	0.65 %	.003	.003
U.S. Agency/Instruments	3,437,040.00	3,441,964.92	3,425,963.42	99.54 %	1.13 %	.562	1.569
U.S. Government	4,380,000.00	4,375,218.20	4,368,240.35	99.84 %	0.99 %	1.021	1.021
Totals (000's):	10,528,382.48	10,546,661.31	10,514,244.81	99.69 %	1.10 %	.869	1.201

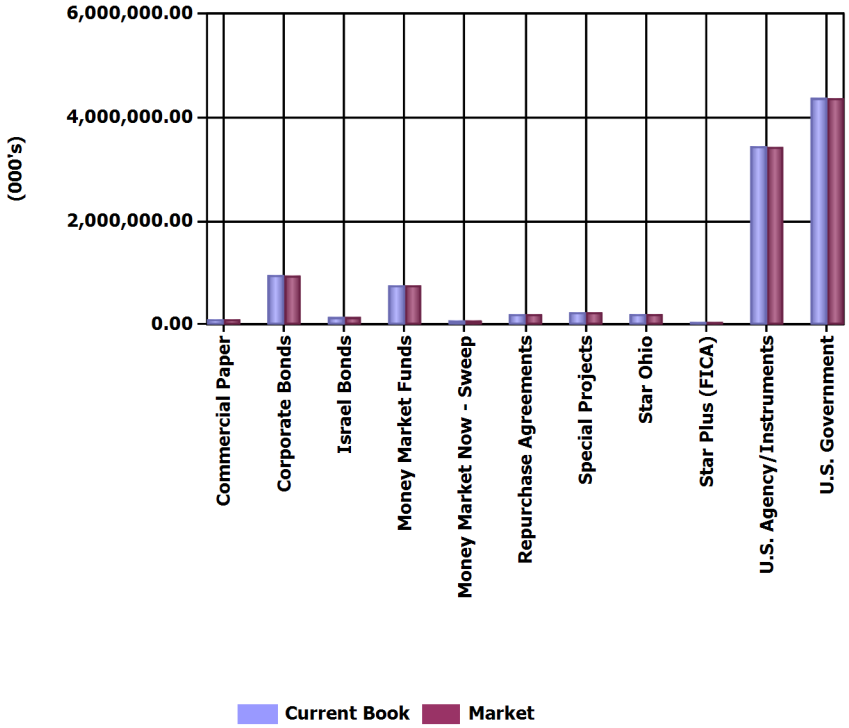

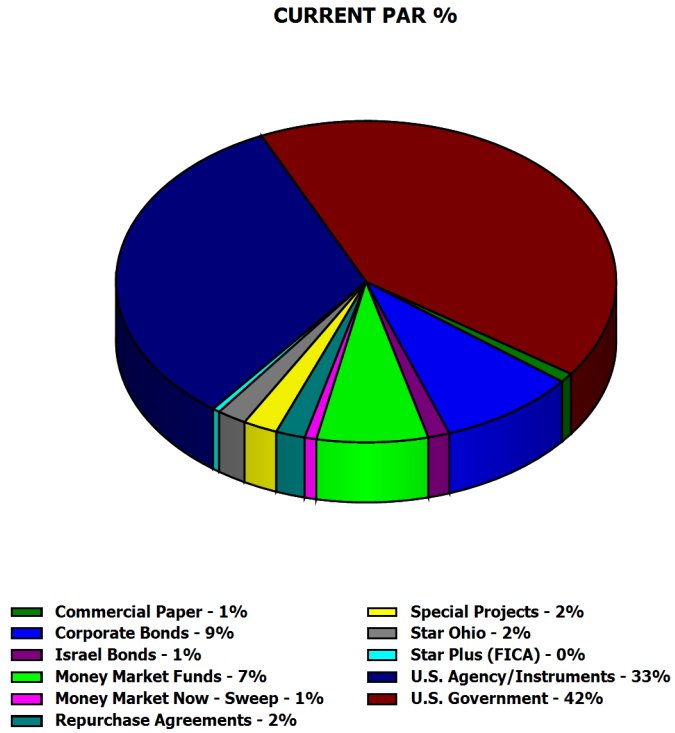

Run Date: 7/6/2017 5:11:19 AM

Investments Outstanding As Of Date: 6/30/2017

MATURITY ANALYSIS

Assets (000's)	Current Par	Duration (Yr)	Effective Duration (Yr)	WAL (Yr)	Mat (Yr)
Commercial Paper	100,184.35	.003	.003	.003	.003
Corporate Bonds	940,092.00	2.324	1.904	2.380	2.415
Israel Bonds	147,200.00	2.284	2.284	2.387	2.387
Money Market Funds	756,864.68	.003	.003	.003	.003
Money Market Now - Sweep	80,144.25	.003	.003	.003	.003
Repurchase Agreements	200,000.00	.008	.008	.008	.008
Special Projects	234,872.95	.658	.658	.659	.659
Star Ohio	201,565.43	.003	.003	.003	.003
Star Plus (FICA)	50,418.82	.003	.003	.003	.003
U.S. Agency/Instruments	3,437,040.00	1.532	.546	.562	1.569
U.S. Government	4,380,000.00	1.001	1.001	1.021	1.021
Totals (000's):	10,528,382.48	1.171	.812	.869	1.201

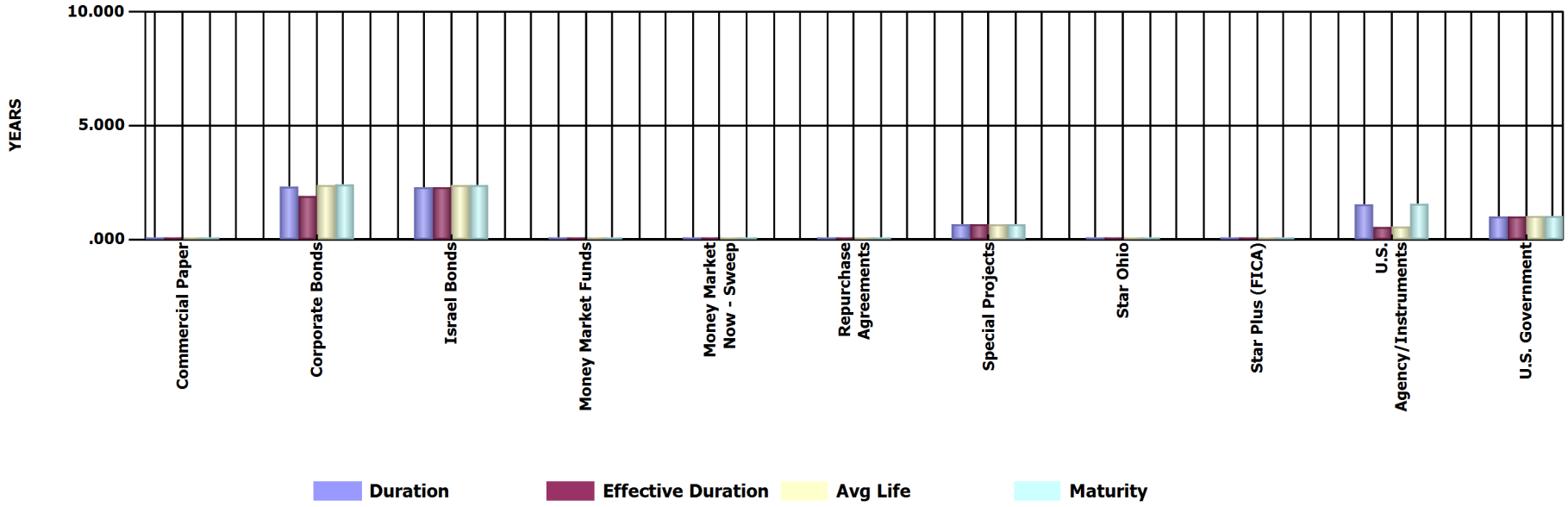

Run Date: 7/6/2017 5:11:19 AM

Investments Outstanding As Of Date: 6/30/2017

AVERAGE LIFE DISTRIBUTION

Current Par (000's)	0-3 Mos	> 3-12 Mos	> 1-2 Yr	> 2-5 Yr	> 5-10 Yr	Totals (000's)
Commercial Paper	100,184.35	0.00	0.00	0.00	0.00	100,184.35
Corporate Bonds	36,800.00	155,462.00	224,506.00	523,324.00	0.00	940,092.00
Israel Bonds	0.00	41,000.00	41,200.00	65,000.00	0.00	147,200.00
Money Market Funds	756,864.68	0.00	0.00	0.00	0.00	756,864.68
Money Market Now - Sweep	80,144.25	0.00	0.00	0.00	0.00	80,144.25
Repurchase Agreements	200,000.00	0.00	0.00	0.00	0.00	200,000.00
Special Projects	64,123.32	124,261.44	46,488.19	0.00	0.00	234,872.95
Star Ohio	201,565.43	0.00	0.00	0.00	0.00	201,565.43
Star Plus (FICA)	50,418.82	0.00	0.00	0.00	0.00	50,418.82
U.S. Agency/Instruments	2,353,542.00	494,553.00	254,490.00	334,455.00	0.00	3,437,040.00
U.S. Government	2,140,000.00	895,000.00	385,000.00	950,000.00	10,000.00	4,380,000.00
Totals (000's):	5,983,642.85	1,710,276.44	951,684.19	1,872,779.00	10,000.00	10,528,382.48

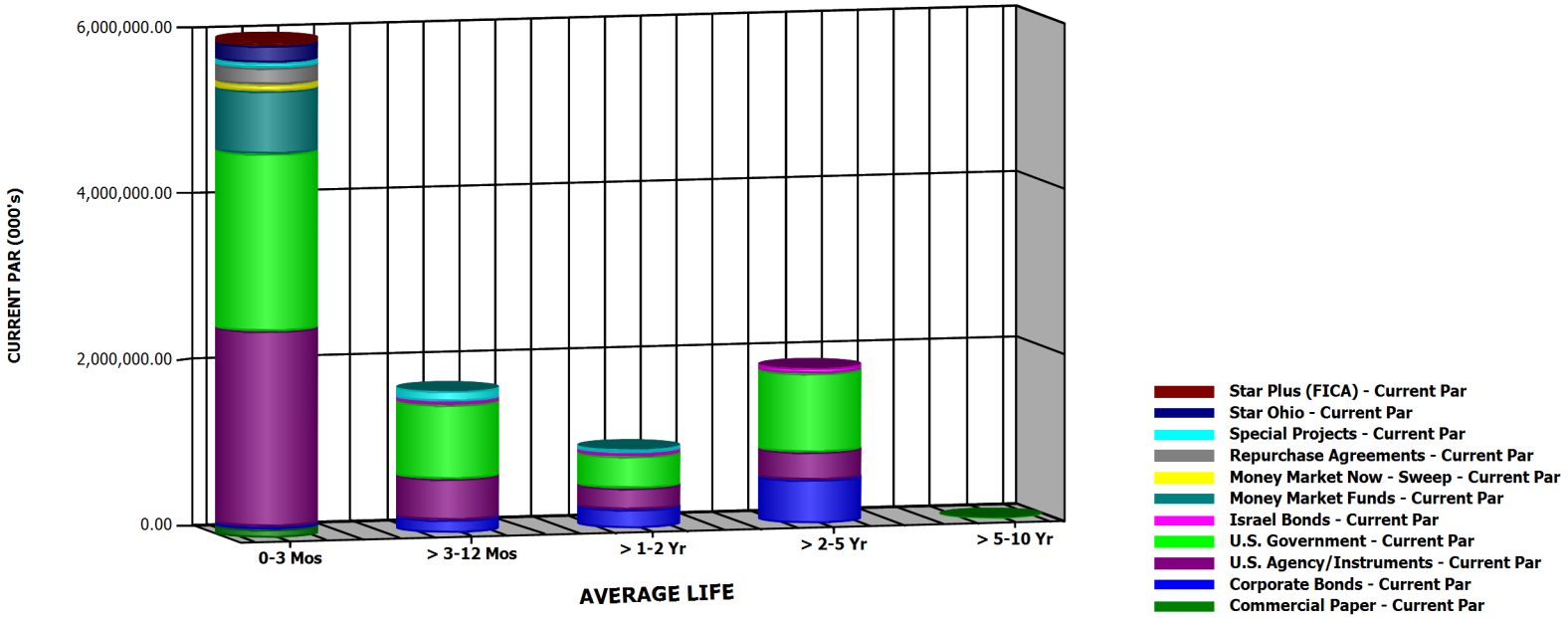

Run Date: 7/6/2017 5:11:19 AM

Investments Outstanding As Of Date: 6/30/2017

Current Par (000's)	< 1 Year	1 to 5 Year	5 to 10 Year	Totals (000's)
Commercial Paper	100,184.35	0.00	0.00	100,184.35
Corporate Bonds	182,262.00	757,830.00	0.00	940,092.00
Israel Bonds	41,000.00	106,200.00	0.00	147,200.00
Money Market Funds	756,864.68	0.00	0.00	756,864.68
Money Market Now - Sweep	80,144.25	0.00	0.00	80,144.25
Repurchase Agreements	200,000.00	0.00	0.00	200,000.00
Special Projects	188,384.76	46,488.19	0.00	234,872.95
Star Ohio	201,565.43	0.00	0.00	201,565.43
Star Plus (FICA)	50,418.82	0.00	0.00	50,418.82
U.S. Agency/Instruments	1,791,835.00	1,628,955.00	16,250.00	3,437,040.00
U.S. Government	3,035,000.00	1,335,000.00	10,000.00	4,380,000.00
Totals (000's):	6,627,659.29	3,874,473.19	26,250.00	10,528,382.48

MATURITY DISTRIBUTION

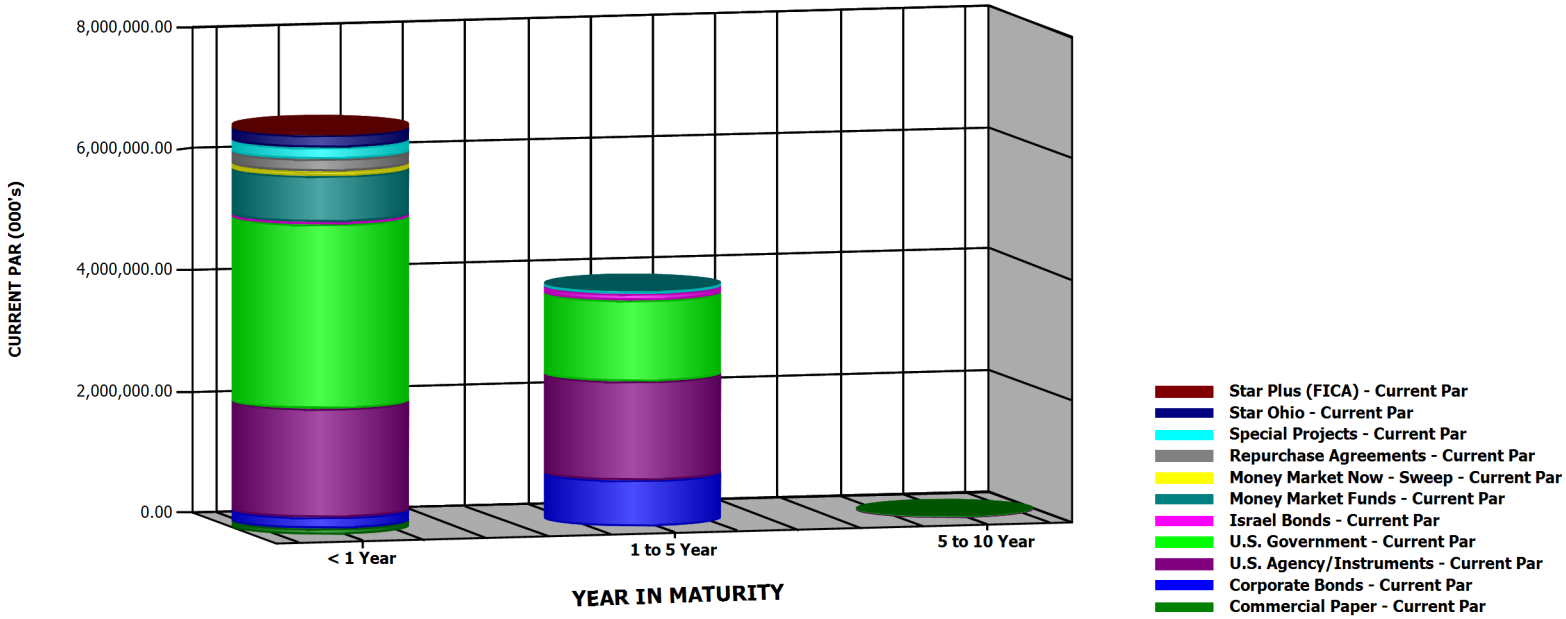

Run Date: 7/6/2017 5:11:19 AM

Investments Outstanding As Of Date: 6/30/2017

Par (000's)	< 1 Year	1 to 5 Year	5 to 10 Year	Totals (000's)
Commercial Paper	100,184.35	0.00	0.00	100,184.35
Corporate Bonds	182,262.00	757,830.00	0.00	940,092.00
Israel Bonds	41,000.00	106,200.00	0.00	147,200.00
Money Market Funds	756,864.68	0.00	0.00	756,864.68
Money Market Now - Sweep	80,144.25	0.00	0.00	80,144.25
Repurchase Agreements	200,000.00	0.00	0.00	200,000.00
Special Projects	188,384.76	46,488.19	0.00	234,872.95
Star Ohio	201,565.43	0.00	0.00	201,565.43
Star Plus (FICA)	50,418.82	0.00	0.00	50,418.82
U.S. Agency/Instruments	2,848,095.00	588,945.00	0.00	3,437,040.00
U.S. Government	3,035,000.00	1,335,000.00	10,000.00	4,380,000.00
Totals (000's):	7,683,919.29	2,834,463.19	10,000.00	10,528,382.48

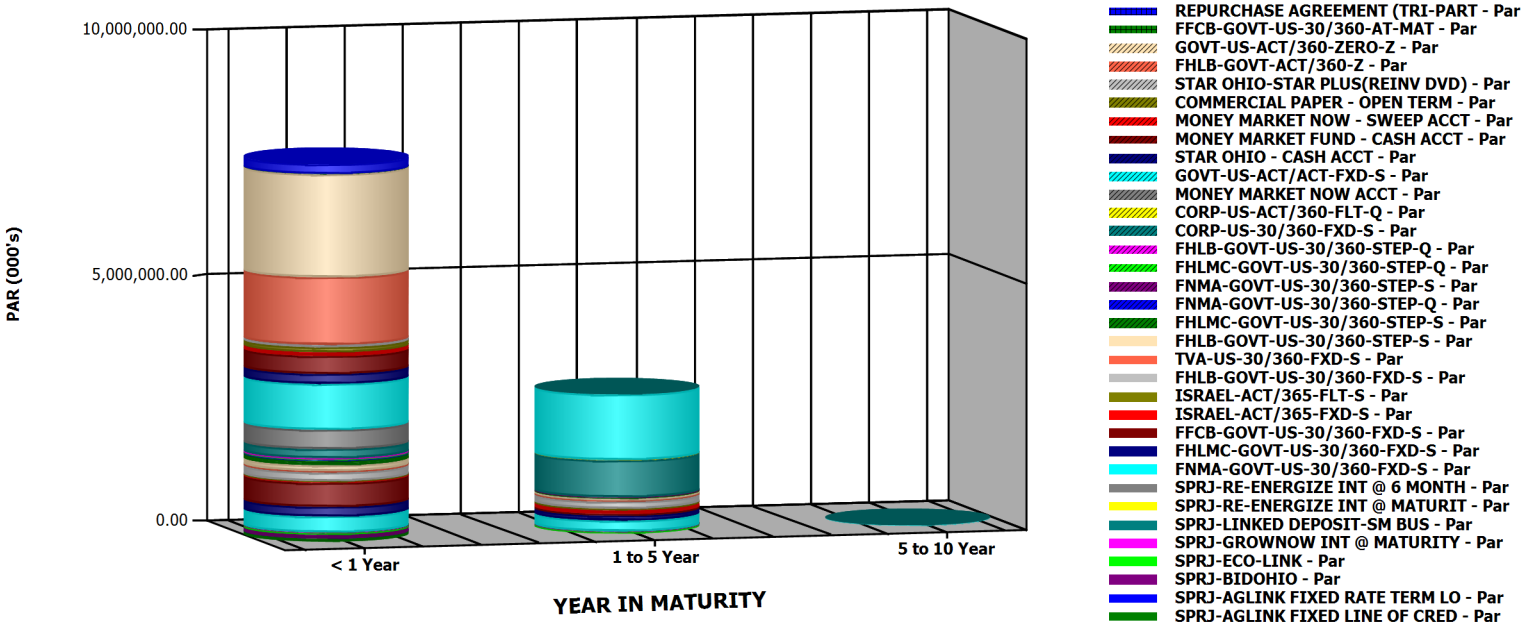

CALL/MATURITY DISTRIBUTION

Run Date: 7/6/2017 5:11:19 AM

Investments Outstanding As Of Date: 6/30/2017

INVESTMENT PORTFOLIO - POSITION DETAIL

Commercial Paper	Moodys	S&P	CUSIP	Coupon Rate	YIELD	WAL	Durtn	Effect Durtn	Purchase Date	Maturity Date	Call Date	Current Par Value	Current Book Value	Market Price	Unrealized Gain/ (Loss)
US BANK - OPEN COMMERCI			OPNCP8020	1.050	1.050	.003	.003	.003	11/03/2011	07/01/2017		100,184,350.57	100,184,350.57	100.000000	0.00
Total Count 1				1.050	1.050	.003	.003	.003				100,184,350.57	100,184,350.57	100.000000	0.00
Corporate Bonds	**Moodys**	**S&P**	**CUSIP**	**Coupon Rate**	**YIELD**	**WAL**	**Durtn**	**Effect Durtn**	**Purchase Date**	**Maturity Date**	**Call Date**	**Current Par Value**	**Current Book Value**	**Market Price**	**Unrealized Gain/ (Loss)**
CATERPILLAR FIN SERV CO			14912L5T4	2.450	2.027	1.186	1.165	1.165	01/08/2014	09/06/2018		5,000,000.00	5,093,550.00	100.916000	-47,750.00
AMERICAN EXPRESS CREDI			0258M0DJ5	2.125	1.899	1.074	1.059	1.059	01/22/2014	07/27/2018		7,125,000.00	7,194,468.75	100.450000	-37,406.25
GENERAL ELECTRIC CAPITA			36962G6K5	1.600	1.516	.392	.392	.392	02/04/2014	11/20/2017		2,855,000.00	2,863,793.40	100.095000	-6,081.15
JP MORGAN CHASE & CO			46625HJR2	2.350	2.290	1.581	1.543	1.543	02/14/2014	01/28/2019		10,000,000.00	10,028,100.00	100.803000	52,200.00
WELLS FARGO & CO			94974BFQ8	2.150	2.000	1.545	1.510	1.510	02/14/2014	01/15/2019		5,000,000.00	5,035,050.00	100.494000	-10,350.00
US BANCORP			91159HHE3	1.950	1.846	1.293	1.361	.916	02/18/2014	11/15/2018	10/15/2018	15,000,000.00	15,070,500.00	100.502000	4,800.00
JOHN DEERE CAPITAL CORP			24422ERW1	1.200	1.171	.279	.279	.279	02/24/2014	10/10/2017		1,513,000.00	1,514,543.26	99.956000	-2,208.98
JOHN DEERE CAPITAL CORP			24422ESB6	1.300	1.421	.699	.697	.697	03/10/2014	03/12/2018		10,000,000.00	9,953,000.00	99.908000	37,800.00
JOHN DEERE CAPITAL CORP			24422ERW1	1.200	1.116	.279	.279	.279	03/11/2014	10/10/2017		3,000,000.00	3,008,820.00	99.956000	-10,140.00
JOHN DEERE CAPITAL CORP			24422EQZ5	2.800	1.295	.219	.219	.219	03/13/2014	09/18/2017		14,650,000.00	15,404,914.50	100.290000	-712,429.50
WELLS FARGO & CO			94974BFV7	1.613	1.413	1.811	1.799	1.799	04/28/2014	04/22/2019		7,000,000.00	7,027,510.00	100.441000	3,360.00
GENERAL ELECTRIC COMPA			369604BC6	5.250	1.422	.436	.435	.435	05/06/2014	12/06/2017		5,000,000.00	5,666,300.00	101.623000	-585,150.00
GENERAL ELECTRIC CAPITA			36962G3H5	5.625	1.472	.211	.211	.211	05/08/2014	09/15/2017		10,000,000.00	11,353,400.00	100.810000	-1,272,400.00
JP MORGAN CHASE & CO			46625HGY0	6.000	1.826	.545	.527	.527	05/09/2014	01/15/2018		10,000,000.00	11,480,000.00	102.317000	-1,248,300.00
US BANCORP			91159HHH6	2.200	2.062	1.734	1.787	1.119	05/12/2014	04/25/2019	03/25/2019	8,900,000.00	8,957,672.00	100.905000	22,873.00
MICROSOFT CORP			594918AC8	4.200	1.543	1.921	1.860	1.860	05/19/2015	06/01/2019		12,413,000.00	13,697,869.63	104.867000	-680,728.92
AMERICAN EXPRESS CREDI			0258M0DP1	2.250	1.980	2.126	2.070	2.070	05/22/2015	08/15/2019		10,000,000.00	10,108,900.00	100.903000	-18,600.00
JOHN DEERE CAPITAL CORP			24422ESW0	2.050	1.960	2.696	2.619	2.619	05/29/2015	03/10/2020		10,000,000.00	10,040,600.00	100.477000	7,100.00
PNC FIN SERV GROUP			69353REP9	2.300	2.264	2.841	2.836	1.729	06/03/2015	06/01/2020	05/02/2020	10,000,000.00	10,016,700.00	100.584000	41,700.00
GENERAL ELECTRIC CAPITA			36962G2T0	5.550	2.279	2.847	2.659	2.659	06/08/2015	05/04/2020		5,000,000.00	5,754,900.00	110.010000	-254,400.00
JP MORGAN CHASE & CO			48127HAA7	2.200	2.377	2.312	2.257	2.257	06/08/2015	10/22/2019		5,000,000.00	4,963,350.00	100.423000	57,800.00
APPLE INC			037833AJ9	1.000	1.306	.841	.839	.839	06/09/2015	05/03/2018		10,000,000.00	9,913,200.00	99.673000	54,100.00
AMERICAN EXPRESS CREDI			0258M0DT3	2.375	2.520	2.822	2.819	1.702	06/12/2015	05/26/2020	04/25/2020	10,000,000.00	9,932,800.00	100.866000	153,800.00
WAL-MART STORES			931142DJ9	1.950	1.507	1.460	1.444	1.444	06/16/2015	12/15/2018		7,171,000.00	7,278,851.84	100.667000	-60,021.27
JOHNSON & JOHNSON			478160BM5	1.875	1.880	2.433	2.385	2.385	06/22/2015	12/05/2019		11,650,000.00	11,647,437.00	100.517000	62,793.50
3 M CO			88579YAG6	1.625	1.730	1.959	1.934	1.934	06/25/2015	06/15/2019		5,000,000.00	4,979,900.00	100.121000	26,150.00
PEPSICO INC			713448CB2	1.250	1.111	.121	.120	.120	07/06/2015	08/13/2017		9,600,000.00	9,627,648.00	99.994000	-28,224.00
WELLS FARGO & CO			949746NX5	5.625	1.389	.449	.449	.449	07/08/2015	12/11/2017		5,000,000.00	5,503,300.00	101.771000	-414,750.00

Run Date: 7/6/2017 5:11:19 AM

Investments Outstanding As Of Date: 6/30/2017

INVESTMENT PORTFOLIO - POSITION DETAIL

Corporate Bonds	Moodys	S&P	CUSIP	Coupon Rate	YIELD	WAL	Durtn	Effect Durtn	Purchase Date	Maturity Date	Call Date	Current Par Value	Current Book Value	Market Price	Unrealized Gain/ (Loss)
BERKSHIRE HATHAWAY INC			084664BY6	2.000	1.478	1.126	1.110	1.110	07/16/2015	08/15/2018		12,168,000.00	12,358,550.88	100.533000	-125,695.44
MICROSOFT CORP			594918AY0	1.850	1.863	2.537	2.549	1.459	07/24/2015	02/12/2020	01/12/2020	3,782,000.00	3,779,844.26	100.190000	9,341.54
INTEL CORP			458140AQ3	2.450	2.367	3.082	2.956	2.956	07/29/2015	07/29/2020		10,000,000.00	10,038,900.00	101.713000	132,400.00
COCA COLA COMPANY			191216BF6	1.650	1.449	1.340	1.324	1.324	07/31/2015	11/01/2018		6,320,000.00	6,360,068.80	100.309000	-20,540.00
MERCK & CO INC			58933YAS4	1.850	1.950	2.616	2.543	2.543	07/31/2015	02/10/2020		7,000,000.00	6,969,690.00	100.221000	45,780.00
COLGATE PALMOLIVE CO			19416QEF3	1.750	1.601	1.707	1.683	1.683	08/07/2015	03/15/2019		11,660,000.00	11,720,515.40	100.331000	-21,920.80
CHEVRON CORP			166764AR1	1.961	2.193	2.597	2.603	1.504	08/13/2015	03/03/2020	02/03/2020	5,000,000.00	4,950,000.00	100.242000	62,100.00
CHEVRON CORP			166764AV2	1.365	1.436	.671	.669	.669	08/17/2015	03/02/2018		10,000,000.00	9,982,300.00	99.958000	13,500.00
PNC BANK NA			69353RDD7	2.250	2.147	1.923	1.951	1.302	08/18/2015	07/02/2019	06/02/2019	10,000,000.00	10,038,000.00	100.648000	26,800.00
PNC BANK NA			69353RDD7	2.250	2.148	1.923	1.951	1.302	08/18/2015	07/02/2019	06/02/2019	5,000,000.00	5,018,800.00	100.648000	13,600.00
EXXON MOBIL CORPORATIO			30231GAG7	1.912	2.054	2.605	2.613	1.518	08/20/2015	03/06/2020	02/06/2020	5,000,000.00	4,969,300.00	100.351000	48,250.00
CHEVRON CORP			166764AN0	2.193	1.925	2.293	2.322	1.436	08/28/2015	11/15/2019	10/15/2019	8,319,000.00	8,408,595.63	100.887000	-15,806.10
AMERICAN HONDA FINANCE			02665WAW1	1.600	1.511	1.036	1.024	1.024	09/14/2015	07/13/2018		5,000,000.00	5,012,250.00	100.040000	-10,250.00
AMERICAN HONDA FINANCE			02665WAZ4	2.450	2.393	3.238	3.109	3.109	09/25/2015	09/24/2020		5,000,000.00	5,013,400.00	101.238000	48,500.00
CHEVRON CORP			166764AL4	1.345	1.207	.378	.378	.378	09/28/2015	11/15/2017		2,030,000.00	2,035,562.20	99.999000	-5,582.50
TOYOTA MOTOR CREDIT CO			89236TBP9	2.125	1.965	2.049	1.998	1.998	09/29/2015	07/18/2019		5,000,000.00	5,029,100.00	100.687000	5,250.00
IBM CORP			459200HT1	1.950	1.648	1.622	1.588	1.588	09/29/2015	02/12/2019		3,000,000.00	3,029,550.00	100.529000	-13,680.00
MICROSOFT CORP			594918AH7	3.000	1.880	3.258	3.105	3.105	10/01/2015	10/01/2020		7,500,000.00	7,899,075.00	103.601000	-129,000.00
WELLS FARGO & CO			94974BGM6	2.600	2.306	3.063	2.930	2.930	10/02/2015	07/22/2020		5,000,000.00	5,066,500.00	101.266000	-3,200.00
JP MORGAN CHASE & CO			46625HHS2	4.400	2.552	3.063	2.851	2.851	10/05/2015	07/22/2020		5,000,000.00	5,414,600.00	106.473000	-90,950.00
TOYOTA MOTOR CREDIT CO			89233P6S0	1.250	1.077	.266	.266	.266	10/08/2015	10/05/2017		5,000,000.00	5,016,950.00	99.968000	-18,550.00
PEPSICO INC			713448DC9	2.150	1.992	3.211	3.180	1.860	10/19/2015	10/14/2020	09/14/2020	5,000,000.00	5,037,200.00	100.739000	-250.00
TOYOTA MOTOR CREDIT CO			89233P6S0	1.250	1.056	.266	.266	.266	11/06/2015	10/05/2017		5,216,000.00	5,235,090.56	99.968000	-20,759.68
PEPSICO INC			713448DC9	2.150	2.245	3.211	3.179	1.856	11/12/2015	10/14/2020	09/14/2020	10,000,000.00	9,955,900.00	100.739000	118,000.00
IBM CORP			459200HM6	1.625	1.983	2.877	2.815	2.815	12/07/2015	05/15/2020		5,000,000.00	4,924,250.00	99.187000	35,100.00
COCA COLA COMPANY			191216BT6	1.875	1.944	3.329	3.229	3.229	12/14/2015	10/27/2020		5,809,000.00	5,790,295.02	99.884000	11,966.54
CHEVRON CORP			166764AE0	1.718	1.536	.899	.979	.741	12/15/2015	06/24/2018	05/24/2018	5,500,000.00	5,524,695.00	100.214000	-12,925.00
TOYOTA MOTOR CREDIT CO			89236TCP8	1.550	1.544	1.036	1.025	1.025	12/17/2015	07/13/2018		5,000,000.00	5,000,750.00	100.003000	-600.00
WAL-MART STORES			931142CU5	3.625	1.961	3.025	2.847	2.847	12/21/2015	07/08/2020		9,150,000.00	9,809,257.50	105.240000	-179,797.50
JOHN DEERE CAPITAL CORP			24422ETF6	2.550	2.246	3.529	3.352	3.352	01/26/2016	01/08/2021		5,000,000.00	5,070,800.00	101.437000	1,050.00
EXXON MOBIL CORPORATIO			30231GAV4	2.222	1.940	3.595	3.520	1.986	03/28/2016	03/01/2021	02/01/2021	5,000,000.00	5,066,000.00	100.693000	-31,350.00
JOHNSON & JOHNSO 1.650			478160BS2	1.650	1.444	3.595	3.557	2.046	04/18/2016	03/01/2021	02/01/2021	1,488,000.00	1,502,329.44	99.116000	-27,483.36
INTEL CORP 1.700 5-19-21			458140AW0	1.700	1.724	3.805	3.770	2.251	05/19/2016	05/19/2021	04/19/2021	10,000,000.00	9,988,500.00	98.715000	-117,000.00

Run Date: 7/6/2017 5:11:19 AM

Investments Outstanding As Of Date: 6/30/2017

INVESTMENT PORTFOLIO - POSITION DETAIL

Corporate Bonds	Moodys	S&P	CUSIP	Coupon Rate	YIELD	WAL	Durtn	Effect Durtn	Purchase Date	Maturity Date	Call Date	Current Par Value	Current Book Value	Market Price	Unrealized Gain/ (Loss)
MICROSOFT CORP 1.300 11-			594918BF0	1.300	1.029	1.345	1.332	1.332	06/10/2016	11/03/2018		11,775,000.00	11,850,360.00	99.834000	-94,906.50
APPLE INC 2.100 5-06-19			037833AQ3	2.100	1.213	1.849	1.819	1.819	06/15/2016	05/06/2019		9,014,000.00	9,240,431.68	100.991000	-137,102.94
IBM CORP 1.800 5-17-19			459200JE2	1.800	1.211	1.879	1.854	1.854	06/20/2016	05/17/2019		5,000,000.00	5,083,800.00	100.205000	-73,550.00
EXXON MOBIL CORP 1.305 3			30231GAL6	1.305	.881	.682	.680	.680	06/30/2016	03/06/2018		5,808,000.00	5,849,062.56	99.953000	-43,792.32
WELLS FARGO & CO 1.400 9			94974BGB0	1.400	1.010	.192	.192	.192	07/08/2016	09/08/2017		2,550,000.00	2,561,500.50	100.000000	-11,500.50
IBM CORP 1.625 5-15-20			459200HM6	1.625	1.187	2.877	2.816	2.816	07/12/2016	05/15/2020		7,000,000.00	7,114,870.00	99.187000	-171,780.00
CATERPILLAR FIN 1.500 2-2			14912L6P1	1.500	.889	.652	.644	.644	07/13/2016	02/23/2018		10,000,000.00	10,097,500.00	99.912000	-106,300.00
JP MORGAN CHASE 2.750 6-			46625HLW8	2.750	1.935	2.899	2.882	1.768	07/19/2016	06/23/2020	05/23/2020	10,000,000.00	10,306,900.00	101.607000	-146,200.00
AMERICAN HONDA F 2.250			02665WAH4	2.250	1.281	2.126	2.071	2.071	07/20/2016	08/15/2019		5,000,000.00	5,145,300.00	100.850000	-102,800.00
MICROSOFT CORP 1.850 2-1			594918AY0	1.850	1.260	2.537	2.549	1.465	07/25/2016	02/12/2020	01/12/2020	5,522,000.00	5,634,648.80	100.190000	-102,157.00
MICROSOFT CORP 1.850 2-1			594918AY0	1.850	1.254	2.537	2.549	1.465	07/25/2016	02/12/2020	01/12/2020	5,000,000.00	5,103,100.00	100.190000	-93,600.00
WELLS FARGO & CO 2.100 7			949746SA0	2.100	2.079	4.074	3.890	3.890	07/26/2016	07/26/2021		5,000,000.00	5,005,000.00	98.706000	-69,700.00
AMERICAN HONDA F 1.650			02665WBF7	1.650	1.605	4.036	3.889	3.889	08/01/2016	07/12/2021		8,475,000.00	8,493,051.75	97.720000	-211,281.75
COCA COLA COMPAN 1.150			191216BA7	1.150	.813	.753	.750	.750	08/04/2016	04/01/2018		5,000,000.00	5,027,650.00	99.868000	-34,250.00
BERKSHIRE HATHAW 1.450			084664CE9	1.450	.884	.685	.683	.683	08/04/2016	03/07/2018		2,539,000.00	2,561,673.27	100.022000	-22,114.69
WELLS FARGO & CO 2.150 1			94974BFQ8	2.150	1.272	1.545	1.510	1.510	08/05/2016	01/15/2019		9,272,000.00	9,467,361.04	100.494000	-149,557.36
APPLE INC 1.700 2-22-19			037833BQ2	1.700	1.040	1.649	1.619	1.619	08/05/2016	02/22/2019		10,000,000.00	10,165,500.00	100.274000	-138,100.00
TOYOTA MOTOR CRE 2.000			89236TAY1	2.000	1.051	1.318	1.302	1.302	08/05/2016	10/24/2018		10,000,000.00	10,207,600.00	100.534000	-154,200.00
MERCK & CO INC 5.000 6-30			589331AN7	5.000	1.146	2.000	1.931	1.931	08/08/2016	06/30/2019		13,007,000.00	14,429,965.80	106.373000	-594,029.69
INTEL CORP 1.350 12-15-17			458140AL4	1.350	.843	.460	.460	.460	08/09/2016	12/15/2017		15,000,000.00	15,101,850.00	99.989000	-103,500.00
TOYOTA MOTOR CRE 2.125			89236TBP9	2.125	1.250	2.049	1.999	1.999	08/12/2016	07/18/2019		5,000,000.00	5,125,600.00	100.687000	-91,250.00
MICROSOFT CORP 1.550 8-0			594918BP8	1.550	1.504	4.025	3.970	2.283	08/16/2016	08/08/2021	07/08/2021	10,000,000.00	10,022,000.00	97.946000	-227,400.00
CHEVRON CORP 1.345 11-1			166764AL4	1.345	.936	.378	.378	.378	08/16/2016	11/15/2017		10,000,000.00	10,050,500.00	99.999000	-50,600.00
PEPSICO INC 1.500 2-22-19			713448DE5	1.500	1.006	1.649	1.622	1.622	08/16/2016	02/22/2019		3,053,000.00	3,090,368.72	99.858000	-41,703.98
PNC BANK NA 5.125 2-08-2			693476BJ1	5.125	1.623	2.611	2.434	2.434	08/22/2016	02/08/2020		5,000,000.00	5,586,950.00	107.565000	-208,700.00
AMERICAN HONDA F 1.700			02665WBA8	1.700	1.147	1.649	1.619	1.619	08/26/2016	02/22/2019		4,496,000.00	4,556,875.84	99.981000	-61,730.08
MICROSOFT CORP 1.100 8-0			594918BN3	1.100	1.162	2.107	2.078	2.078	09/01/2016	08/08/2019		5,000,000.00	4,991,050.00	98.945000	-43,800.00
AMERICAN EXPRESS 1.800 7			0258M0DV8	1.800	1.307	1.000	1.070	.839	09/01/2016	07/31/2018	06/30/2018	10,000,000.00	10,092,900.00	100.074000	-85,500.00
COCA COLA COMPAN 1.550			191216BY5	1.550	1.527	4.175	4.034	4.034	09/02/2016	09/01/2021		5,000,000.00	5,005,500.00	98.121000	-99,450.00
PEPSICO INC 5.000 6-01-18			713448BH0	5.000	1.016	.921	.907	.907	09/07/2016	06/01/2018		4,501,000.00	4,808,283.27	103.184000	-163,971.43
PEPSICO INC 1.850 4-30-20			713448CS5	1.850	1.382	2.751	2.766	1.680	09/08/2016	04/30/2020	03/30/2020	5,024,000.00	5,107,197.44	100.072000	-79,580.16
AMERICAN HONDA F 1.700			02665WBG5	1.700	1.697	4.197	4.043	4.043	09/12/2016	09/09/2021		10,000,000.00	10,001,400.00	97.838000	-217,600.00
WAL-MART STORES 1.125 4			931142DF7	1.125	.893	.781	.778	.778	09/19/2016	04/11/2018		10,000,000.00	10,035,100.00	99.815000	-53,600.00

Run Date: 7/6/2017 5:11:19 AM

Investments Outstanding As Of Date: 6/30/2017

INVESTMENT PORTFOLIO - POSITION DETAIL

Corporate Bonds	Moodys	S&P	CUSIP	Coupon Rate	YIELD	WAL	Durtn	Effect Durtn	Purchase Date	Maturity Date	Call Date	Current Par Value	Current Book Value	Market Price	Unrealized Gain/ (Loss)
3 M CO 1.625 9-19-21			88579YAU5	1.625	1.519	4.140	4.077	2.386	09/20/2016	09/19/2021	08/19/2021	7,000,000.00	7,035,700.00	98.693000	-127,190.00
PNC BANK NA 1.800 11-05-1			69353RET1	1.800	1.355	1.268	1.334	.900	09/23/2016	11/05/2018	10/06/2018	5,000,000.00	5,046,200.00	100.123000	-40,050.00
AMERICAN HONDA F 1.500			02665WAT8	1.500	1.002	.701	.699	.699	09/30/2016	03/13/2018		7,500,000.00	7,553,700.00	100.054000	-49,650.00
PEPSICO INC 1.700 10-06-2			713448DL9	1.700	1.716	4.189	4.118	2.420	10/07/2016	10/06/2021	09/06/2021	10,000,000.00	9,992,400.00	98.132000	-179,200.00
INTEL CORP 3.300 10-01-21			458140AJ9	3.300	1.723	4.258	3.982	3.982	10/24/2016	10/01/2021		5,288,000.00	5,681,004.16	104.553000	-152,241.52
TOYOTA MOTOR CRE 1.550			89236TDH5	1.550	1.513	2.301	2.262	2.262	11/04/2016	10/18/2019		9,620,000.00	9,630,197.20	99.347000	-73,015.80
PROCTER & GAMBLE 1.700			742718EQ8	1.700	1.636	4.348	4.193	4.193	11/08/2016	11/03/2021		5,000,000.00	5,015,250.00	98.727000	-78,900.00
WAL-MART STORES 3.250 1			931142CZ4	3.250	1.838	3.323	3.160	3.160	11/17/2016	10/25/2020		7,500,000.00	7,900,500.00	104.244000	-82,200.00
US BANCORP 2.350 1-29-21			91159HHL7	2.350	2.087	3.501	3.423	2.137	11/18/2016	01/29/2021	12/29/2020	10,000,000.00	10,105,100.00	100.556000	-49,500.00
JP MORGAN CHASE & CO			46623EKG3	2.295	2.614	3.129	3.924	1.761	11/28/2016	08/15/2021	08/15/2020	8,085,000.00	7,971,163.20	99.381000	63,790.65
PG 1.7 11-03-21			742718EQ8	1.700	2.009	4.348	4.192	4.192	12/02/2016	11/03/2021		1,532,000.00	1,509,939.20	98.727000	2,558.44
USB 2.35 01-29-21 MTN			91159HHL7	2.350	2.260	3.501	3.422	2.135	12/05/2016	01/29/2021	12/29/2020	2,725,000.00	2,734,592.00	100.556000	5,559.00
AAPL 2.85 05-06-21			037833AR1	2.850	2.278	3.852	3.661	3.661	12/05/2016	05/06/2021		3,097,000.00	3,171,018.30	102.732000	10,591.74
AAPL 2 1-4 02-23-21			037833BS8	2.250	2.232	3.570	3.495	1.957	12/16/2016	02/23/2021	01/23/2021	10,000,000.00	10,006,900.00	100.694000	62,500.00
TOYOTA 2.6 01-11-22 MTN			89236TDP7	2.600	2.538	4.537	4.249	4.249	01/13/2017	01/11/2022		10,000,000.00	10,028,900.00	101.036000	74,700.00
GE 6 8-7-19			36962G4D3	6.000	1.689	2.104	1.969	1.969	01/20/2017	08/07/2019		5,000,000.00	5,535,200.00	108.647000	-102,850.00
PNC 2.55 12-09-21 BKNT			69353REY0	2.550	2.678	4.364	4.221	2.509	01/24/2017	12/09/2021	11/09/2021	10,000,000.00	9,941,700.00	100.634000	121,700.00
USB 2 5-8 01-24-22			91159HHP8	2.625	2.509	4.485	4.286	2.631	01/26/2017	01/24/2022	12/23/2021	5,000,000.00	5,027,150.00	101.010000	23,350.00
IBM 2 1-2 01-27-22			459200JQ5	2.500	2.510	4.581	4.306	4.306	01/31/2017	01/27/2022		10,000,000.00	9,995,300.00	100.963000	101,000.00
CVX 2.1 05-16-21			166764BG4	2.100	2.288	3.795	3.735	2.194	02/09/2017	05/16/2021	04/15/2021	12,245,000.00	12,151,448.20	99.762000	64,408.70
AAPL 2 1-2 02-09-22			037833CM0	2.500	2.398	4.532	4.340	2.427	02/10/2017	02/09/2022	01/09/2022	15,000,000.00	15,071,400.00	100.914000	65,700.00
JNJ 2 1-4 03-03-22			478160CD4	2.250	2.304	4.600	4.432	2.512	03/06/2017	03/03/2022	02/03/2022	10,000,000.00	9,974,600.00	100.772000	102,600.00
PEP 1.7 10-06-21			713448DL9	1.700	2.375	4.189	4.115	2.408	03/10/2017	10/06/2021	09/06/2021	7,000,000.00	6,796,230.00	98.132000	73,010.00
USB 2 5-8 01-24-22			91159HHP8	2.625	2.694	4.485	4.284	2.628	03/13/2017	01/24/2022	12/23/2021	5,000,000.00	4,984,300.00	101.010000	66,200.00
XOM 2.222 03-01-21			30231GAV4	2.222	2.355	3.595	3.518	1.979	03/15/2017	03/01/2021	02/01/2021	5,000,000.00	4,975,000.00	100.693000	59,650.00
CVX 2.419 11-17-20			166764AY6	2.419	2.151	3.301	3.258	1.932	03/29/2017	11/17/2020	10/17/2020	5,412,000.00	5,462,385.72	101.326000	21,377.40
PNC 2 1-4 07-02-19 BKNT			69353RDD7	2.250	1.894	1.923	1.951	1.302	03/31/2017	07/02/2019	06/02/2019	3,132,000.00	3,156,429.60	100.648000	-4,134.24
IBM 2 1-4 02-19-21			459200JF9	2.250	2.108	3.644	3.484	3.484	04/03/2017	02/19/2021		5,000,000.00	5,026,250.00	100.566000	2,050.00
GE 2.1 12-11-19			36962G6P4	2.100	1.850	2.449	2.396	2.396	04/03/2017	12/11/2019		3,000,000.00	3,019,590.00	100.887000	7,020.00
CL 2.95 11-01-20			19416QDR8	2.950	1.902	3.342	3.190	3.190	04/06/2017	11/01/2020		3,225,000.00	3,341,067.75	103.382000	-6,998.25
BRK 3.4 01-31-22			084670BF4	3.400	2.247	4.592	4.235	4.235	04/17/2017	01/31/2022		5,216,000.00	5,487,336.32	105.221000	991.04
USB 4 1-8 05-24-21 MTN			91159HHA1	4.125	2.208	3.816	3.640	2.134	04/19/2017	05/24/2021	04/23/2021	10,000,000.00	10,746,700.00	107.179000	-28,800.00
MMM 2 08-07-20 MTN			88579YAQ4	2.000	1.739	3.107	3.001	3.001	05/08/2017	08/07/2020		5,000,000.00	5,040,950.00	100.697000	-6,100.00

Run Date: 7/6/2017 5:11:19 AM

Investments Outstanding As Of Date: 6/30/2017

INVESTMENT PORTFOLIO - POSITION DETAIL

Corporate Bonds	Moodys	S&P	CUSIP	Coupon Rate	YIELD	WAL	Durtn	Effect Durtn	Purchase Date	Maturity Date	Call Date	Current Par Value	Current Book Value	Market Price	Unrealized Gain/ (Loss)
AAPL 2.3 05-11-22			037833CQ1	2.300	2.310	4.784	4.616	2.698	05/11/2017	05/11/2022	04/11/2022	5,000,000.00	4,997,650.00	99.917000	-1,800.00
IBM 2.9 11-01-21			459200HA2	2.900	2.205	4.342	4.092	4.092	05/18/2017	11/01/2021		5,000,000.00	5,146,600.00	102.664000	-13,400.00
HNDA 2.45 09-24-20 MTN			02665WAZ4	2.450	1.989	3.238	3.110	3.110	05/25/2017	09/24/2020		5,000,000.00	5,073,850.00	101.238000	-11,950.00
MMM 2 08-07-20 MTN			88579YAQ4	2.000	1.691	3.107	3.001	3.001	06/13/2017	08/07/2020		11,660,000.00	11,769,953.80	100.697000	-28,683.60
GE 4.65 10-17-21 MTN			36962G5J9	4.650	2.048	4.301	3.933	3.933	06/23/2017	10/17/2021		10,000,000.00	11,069,500.00	110.029000	-66,600.00
Total Count 132				2.362	1.732	2.380	2.324	1.904				940,092,000.00	958,227,704.19	100.940091	-9,297,980.71
Israel Bonds	**Moodys**	**S&P**	**CUSIP**	**Coupon Rate**	**YIELD**	**WAL**	**Durtn**	**Effect Durtn**	**Purchase Date**	**Maturity Date**	**Call Date**	**Current Par Value**	**Current Book Value**	**Market Price**	**Unrealized Gain/ (Loss)**
ISRAEL BOND			46513AE89	2.610	2.610	.668	.663	.663	03/01/2013	03/01/2018		10,500,000.00	10,500,000.00	100.000000	0.00
ISRAEL BOND (FLOATING R			46513AYQ7	2.438	2.438	.668	.666	.666	03/01/2013	03/01/2018		10,500,000.00	10,500,000.00	100.000000	0.00
ISRAEL BOND			46513G4K0	3.060	3.060	1.921	1.874	1.874	06/01/2014	06/01/2019		15,000,000.00	15,000,000.00	99.360000	-96,000.00
ISRAEL BOND			46513CSG2	2.140	2.140	1.753	1.721	1.721	04/15/2016	04/01/2019		7,500,000.00	7,500,000.00	100.000000	0.00
ISRAEL FLOATER			46513CTG1	2.238	2.238	1.753	1.727	1.727	04/15/2016	04/01/2019		7,500,000.00	7,500,000.00	100.000000	0.00
ISRAEL BOND			46513CSU1	2.690	2.690	3.756	3.572	3.572	04/15/2016	04/01/2021		7,500,000.00	7,500,000.00	100.000000	0.00
ISRAEL FLOATER			46513CTU0	2.538	2.538	3.756	3.612	3.612	04/15/2016	04/01/2021		7,500,000.00	7,500,000.00	100.000000	0.00
ISRAEL BOND (FLO 1.438 6-			46513CQK5	1.938	1.938	.921	.916	.916	06/01/2016	06/01/2018		10,000,000.00	10,000,000.00	100.000000	0.00
ISRAEL BOND 1.530 6-01-18			46513CLX2	1.530	1.530	.921	.916	.916	06/01/2016	06/01/2018		10,000,000.00	10,000,000.00	99.668000	-33,200.00
ISRAEL BOND			46513XAT7	2.110	2.110	1.753	1.720	1.720	04/03/2017	04/01/2019		11,200,000.00	11,200,000.00	99.911000	-9,968.00
ISRAEL BOND			46513XGF1	2.860	2.860	2.756	2.646	2.646	04/03/2017	04/01/2020		7,500,000.00	7,500,000.00	100.000000	0.00
ISRAEL FLOATING RATE BO			46513XHF0	3.238	3.238	2.756	2.668	2.668	04/03/2017	04/01/2020		7,500,000.00	7,500,000.00	100.000000	0.00
ISRAEL BOND			46513XBF6	2.460	2.460	2.756	2.660	2.660	04/03/2017	04/01/2020		10,000,000.00	10,000,000.00	100.000000	0.00
ISRAEL BOND			46513XGT1	3.500	3.500	4.756	4.377	4.377	04/03/2017	04/01/2022		7,500,000.00	7,500,000.00	100.000000	0.00
ISRAEL FLOATING RATE BO			46513XHT0	3.538	3.538	4.756	4.470	4.470	04/03/2017	04/01/2022		7,500,000.00	7,500,000.00	100.000000	0.00
ISRAEL BOND			46513XBT6	3.200	3.200	4.756	4.408	4.408	04/03/2017	04/01/2022		10,000,000.00	10,000,000.00	100.000000	0.00
Total Count 16				2.611	2.611	2.387	2.284	2.284				147,200,000.00	147,200,000.00	99.905457	-139,168.00
Money Market Funds	**Moodys**	**S&P**	**CUSIP**	**Coupon Rate**	**YIELD**	**WAL**	**Durtn**	**Effect Durtn**	**Purchase Date**	**Maturity Date**	**Call Date**	**Current Par Value**	**Current Book Value**	**Market Price**	**Unrealized Gain/ (Loss)**
GOLDMAN SACHS FIN SQ G			38141W273	.847	.847	.003	.000	.000	05/31/2015	07/01/2017		0.00	0.00	.000000	0.00
KEYBANK - INVESTMENT MA			MMNOW0170	.350	.350	.003	.003	.003	05/31/2015	07/01/2017		103,404,292.10	103,404,292.10	100.000000	0.00
MORGAN STANLEY LIQ GOV			61747C707	2.588	2.588	.003	.000	.000	05/31/2015	07/01/2017		0.00	0.00	.000000	0.00
INVESCO GOVT & AGENCY P			825252885	.888	.888	.003	.000	.000	05/31/2015	07/01/2017		0.00	0.00	.000000	0.00
WESTERN ASSET INST GOV			52470G791	.822	.822	.003	.003	.003	05/31/2015	07/01/2017		362,494,762.02	362,494,762.02	100.000000	0.00
NWD MMKT ACCOUNT - LO			NWDMMKT	.930	.930	.003	.003	.003	05/31/2015	07/01/2017		141,508,523.92	141,508,523.92	100.000000	0.00

Run Date: 7/6/2017 5:11:19 AM

Investments Outstanding As Of Date: 6/30/2017

INVESTMENT PORTFOLIO - POSITION DETAIL

Money Market Funds	Moodys	S&P	CUSIP	Coupon Rate	YIELD	WAL	Durtn	Effect Durtn	Purchase Date	Maturity Date	Call Date	Current Par Value	Current Book Value	Market Price	Unrealized Gain/ (Loss)
Huntington Int Bearing Ckg (			INTCK0028	.550	.550	.003	.000	.000	09/30/2015	07/01/2017		0.00	0.00	.000000	0.00
CITIZENS INTEREST BEARIN			CITZMMKT3	1.100	1.100	.003	.003	.003	01/09/2017	07/01/2017		149,457,105.39	149,457,105.39	100.000000	0.00
Total Count 8				.833	.833	.003	.003	.003				756,864,683.43	756,864,683.43	100.000000	0.00
Money Market Now - Sweep	**Moodys**	**S&P**	**CUSIP**	**Coupon Rate**	**YIELD**	**WAL**	**Durtn**	**Effect Durtn**	**Purchase Date**	**Maturity Date**	**Call Date**	**Current Par Value**	**Current Book Value**	**Market Price**	**Unrealized Gain/ (Loss)**
NOW ACCT-SWEEP ACCT-30			NOWSW3006	.350	.350	.003	.003	.003	05/31/2015	07/01/2017		80,144,253.09	80,144,253.09	100.000000	0.00
Total Count 1				.350	.350	.003	.003	.003				80,144,253.09	80,144,253.09	100.000000	0.00
Repurchase Agreements	**Moodys**	**S&P**	**CUSIP**	**Coupon Rate**	**YIELD**	**WAL**	**Durtn**	**Effect Durtn**	**Purchase Date**	**Maturity Date**	**Call Date**	**Current Par Value**	**Current Book Value**	**Market Price**	**Unrealized Gain/ (Loss)**
HSBC SECURITIES USA INC			HR6301710	1.070	1.070	.008	.008	.008	06/30/2017	07/03/2017		200,000,000.00	200,000,000.00	100.000000	0.00
Total Count 1				1.070	1.070	.008	.008	.008				200,000,000.00	200,000,000.00	100.000000	0.00
Special Projects	**Moodys**	**S&P**	**CUSIP**	**Coupon Rate**	**YIELD**	**WAL**	**Durtn**	**Effect Durtn**	**Purchase Date**	**Maturity Date**	**Call Date**	**Current Par Value**	**Current Book Value**	**Market Price**	**Unrealized Gain/ (Loss)**
NICOLE MEYER			EC1600021	.150	.150	.019	.019	.019	07/07/2015	07/07/2017		70,145.00	70,145.00	100.000000	0.00
HARYY & MARY VANNUS			EC1600039	.150	.150	.019	.019	.019	07/08/2015	07/07/2017		65,750.00	65,750.00	100.000000	0.00
MICHAEL MATHEY			EC1600047	.150	.150	.019	.019	.019	07/08/2015	07/07/2017		74,075.00	74,075.00	100.000000	0.00
KEITH JEFFERSON			EC1600054	.150	.150	.019	.019	.019	07/08/2015	07/07/2017		36,500.00	36,500.00	100.000000	0.00
TRI COUNTY TOOL & SUPPL			LD1600013	.150	.150	.019	.019	.019	07/08/2015	07/07/2017		166,000.00	166,000.00	100.000000	0.00
S&S MEAT PURVEYORS INC			LD1600021	.150	.150	.019	.019	.019	07/09/2015	07/07/2017		128,966.41	128,966.41	100.000000	0.00
HERBS BODY SHOP INC			RE1600015	.150	.150	.027	.027	.027	07/10/2015	07/10/2017		217,083.04	217,083.04	100.000000	0.00
CHEMPURE PRODUCTS COR			RE1600023	.150	.150	.027	.027	.027	07/10/2015	07/10/2017		32,884.44	32,884.44	100.000000	0.00
BAVARIAN CATERING LTD			LD1600039	.150	.150	.038	.038	.038	07/14/2015	07/14/2017		65,460.25	65,460.25	100.000000	0.00
GERALD LAMM			EC1600062	.150	.150	.055	.055	.055	07/20/2015	07/20/2017		30,000.00	30,000.00	100.000000	0.00
STEPHAN CLARK			EC1600070	.150	.150	.055	.055	.055	07/20/2015	07/20/2017		175,000.00	175,000.00	100.000000	0.00
ANITA JENKINS			EC1600088	.150	.150	.055	.055	.055	07/20/2015	07/20/2017		75,000.00	75,000.00	100.000000	0.00
DAVID MARTIN			EC1600096	.150	.150	.055	.055	.055	07/20/2015	07/20/2017		102,215.00	102,215.00	100.000000	0.00
FRANK BRESKY			EC1600104	.150	.150	.055	.055	.055	07/20/2015	07/20/2017		129,375.00	129,375.00	100.000000	0.00
DAVID RUDOLPH			EC1600112	.150	.150	.055	.055	.055	07/20/2015	07/20/2017		80,000.00	80,000.00	100.000000	0.00
BONITA KIPLING			EC1600120	.150	.150	.055	.055	.055	07/20/2015	07/20/2017		188,575.00	188,575.00	100.000000	0.00
BRIAN BERGER			EC1600138	.150	.150	.055	.055	.055	07/20/2015	07/20/2017		60,870.00	60,870.00	100.000000	0.00
NORMAN STARR			EC1600146	.150	.150	.055	.055	.055	07/20/2015	07/20/2017		38,985.00	38,985.00	100.000000	0.00
BRETT RODSTROM			EC1600153	.150	.150	.055	.055	.055	07/20/2015	07/20/2017		77,500.00	77,500.00	100.000000	0.00
FRANK KOMAR			EC1600161	.150	.150	.055	.055	.055	07/20/2015	07/20/2017		210,000.00	210,000.00	100.000000	0.00
JEREMY JANSZEN			EC1600179	.150	.150	.055	.055	.055	07/20/2015	07/20/2017		210,000.00	210,000.00	100.000000	0.00

Run Date: 7/6/2017 5:11:19 AM

Investments Outstanding As Of Date: 6/30/2017

INVESTMENT PORTFOLIO - POSITION DETAIL

Special Projects	Moodys	S&P	CUSIP	Coupon Rate	YIELD	WAL	Durtn	Effect Durtn	Purchase Date	Maturity Date	Call Date	Current Par Value	Current Book Value	Market Price	Unrealized Gain/ (Loss)
DIANE STAHL			EC1600187	.150	.150	.055	.055	.055	07/20/2015	07/20/2017		33,725.00	33,725.00	100.000000	0.00
PAUL FISSEL			EC1600195	.150	.150	.058	.057	.057	07/21/2015	07/21/2017		350,000.00	350,000.00	100.000000	0.00
STEPHAN KOCH			EC1600278	.150	.150	.074	.074	.074	07/27/2015	07/27/2017		315,000.00	315,000.00	100.000000	0.00
MICHAEL FARAHAY			EC1600286	.150	.150	.074	.074	.074	07/27/2015	07/27/2017		102,500.00	102,500.00	100.000000	0.00
JULIA SULLIVAN			EC1600294	.150	.150	.074	.074	.074	07/27/2015	07/27/2017		75,000.00	75,000.00	100.000000	0.00
VICKI BORNHORST			EC1600302	.150	.150	.074	.074	.074	07/27/2015	07/27/2017		175,007.00	175,007.00	100.000000	0.00
RONALD DOWDY			EC1600310	.150	.150	.074	.074	.074	07/27/2015	07/27/2017		86,500.00	86,500.00	100.000000	0.00
JAMES BELAVICH III			EC1600328	.150	.150	.074	.074	.074	07/27/2015	07/27/2017		28,710.00	28,710.00	100.000000	0.00
HOWARD MISHKIND			EC1600336	.150	.150	.074	.074	.074	07/27/2015	07/27/2017		350,000.00	350,000.00	100.000000	0.00
BRUCE KOVACH			EC1600203	.150	.150	.074	.074	.074	07/27/2015	07/27/2017		25,000.00	25,000.00	100.000000	0.00
MATTHEW GOODMAN			EC1600211	.150	.150	.074	.074	.074	07/27/2015	07/27/2017		290,290.00	290,290.00	100.000000	0.00
GAVIN LIM			EC1600229	.150	.150	.074	.074	.074	07/27/2015	07/27/2017		178,500.00	178,500.00	100.000000	0.00
SUSAN KERRY			EC1600237	.150	.150	.074	.074	.074	07/27/2015	07/27/2017		67,500.00	67,500.00	100.000000	0.00
BRAD RODSTROM			EC1600245	.150	.150	.074	.074	.074	07/27/2015	07/27/2017		125,000.00	125,000.00	100.000000	0.00
EILEEN SIROIS			EC1600252	.150	.150	.074	.074	.074	07/27/2015	07/27/2017		52,500.00	52,500.00	100.000000	0.00
DOUGLAS & KRISS OTT			EC1600260	.150	.150	.074	.074	.074	07/27/2015	07/27/2017		75,000.00	75,000.00	100.000000	0.00
RACHAEL SPARKS			EC1600344	.150	.150	.077	.077	.077	07/28/2015	07/28/2017		30,000.00	30,000.00	100.000000	0.00
CLINTON HELMBRECHT			EC1600351	.150	.150	.077	.077	.077	07/28/2015	07/28/2017		200,000.00	200,000.00	100.000000	0.00
DAVID BURKHART			EC1600369	.150	.150	.077	.077	.077	07/28/2015	07/28/2017		125,000.00	125,000.00	100.000000	0.00
RANDOLPH & MARGARET NI			EC1600377	.150	.150	.077	.077	.077	07/28/2015	07/28/2017		189,350.00	189,350.00	100.000000	0.00
STEPHEN HERING			EC1600385	.150	.150	.077	.077	.077	07/28/2015	07/28/2017		34,185.00	34,185.00	100.000000	0.00
JAMA & MARK COBB			EC1600393	.150	.150	.077	.077	.077	07/28/2015	07/28/2017		210,000.00	210,000.00	100.000000	0.00
CARL SPRENG			EC1600401	.150	.150	.077	.077	.077	07/28/2015	07/28/2017		77,900.00	77,900.00	100.000000	0.00
TERESA GILLESPIE			EC1600419	.150	.150	.077	.077	.077	07/28/2015	07/28/2017		350,000.00	350,000.00	100.000000	0.00
SUE DAUGHERTY			EC1600427	.150	.150	.077	.077	.077	07/28/2015	07/28/2017		60,000.00	60,000.00	100.000000	0.00
MICHAEL BENNETT			EC1600435	.150	.150	.077	.077	.077	07/28/2015	07/28/2017		93,790.00	93,790.00	100.000000	0.00
KEVAN MCCUTCHEON			EC1600443	.150	.150	.077	.077	.077	07/28/2015	07/28/2017		257,439.00	257,439.00	100.000000	0.00
BERRAN INDUSTRIAL GROU			LD1600047	.150	.150	.077	.077	.077	07/30/2015	07/28/2017		204,800.00	204,800.00	100.000000	0.00
THOMAS S DIETRICH DDS I			LD1600054	.150	.150	.077	.077	.077	07/30/2015	07/28/2017		400,000.00	400,000.00	100.000000	0.00
RONALD CAMPBELL			EC1600468	.150	.150	.093	.093	.093	08/03/2015	08/03/2017		75,000.00	75,000.00	100.000000	0.00
NATHON MONTGOMERY			EC1600450	.150	.150	.093	.093	.093	08/03/2015	08/03/2017		105,000.00	105,000.00	100.000000	0.00
GOAT HILL TRUCKING INC			LD1600062	.150	.150	.093	.093	.093	08/03/2015	08/03/2017		100,000.00	100,000.00	100.000000	0.00
DEAN AND PEGGY JOLLY			RE1600031	.150	.150	.096	.096	.096	08/04/2015	08/04/2017		180,000.00	180,000.00	100.000000	0.00

Run Date: 7/6/2017 5:11:19 AM

Investments Outstanding As Of Date: 6/30/2017

INVESTMENT PORTFOLIO - POSITION DETAIL

Special Projects	Moodys	S&P	CUSIP	Coupon Rate	YIELD	WAL	Durtn	Effect Durtn	Purchase Date	Maturity Date	Call Date	Current Par Value	Current Book Value	Market Price	Unrealized Gain/ (Loss)
TIMOTHY MEYER			EC1600476	.150	.150	.104	.104	.104	08/07/2015	08/07/2017		100,000.00	100,000.00	100.000000	0.00
PAUL GIBSON			EC1600567	.150	.150	.112	.112	.112	08/10/2015	08/10/2017		114,355.00	114,355.00	100.000000	0.00
BEVERLY BROWN			EC1600575	.150	.150	.112	.112	.112	08/10/2015	08/10/2017		83,685.00	83,685.00	100.000000	0.00
AMY TACKET			EC1600583	.150	.150	.112	.112	.112	08/10/2015	08/10/2017		65,000.00	65,000.00	100.000000	0.00
JEFFERY LANDIS			EC1600591	.150	.150	.112	.112	.112	08/10/2015	08/10/2017		65,000.00	65,000.00	100.000000	0.00
JAMES HONAKER			EC1600484	.150	.150	.112	.112	.112	08/10/2015	08/10/2017		37,500.00	37,500.00	100.000000	0.00
ANTHONY RUTGER			EC1600609	.150	.150	.112	.112	.112	08/10/2015	08/10/2017		70,020.00	70,020.00	100.000000	0.00
TAMI MURRAY			EC1600617	.150	.150	.112	.112	.112	08/10/2015	08/10/2017		350,000.00	350,000.00	100.000000	0.00
RYAN YOUNG			EC1600492	.150	.150	.112	.112	.112	08/10/2015	08/10/2017		150,000.00	150,000.00	100.000000	0.00
CHAD LANDSETTLE			EC1600625	.150	.150	.112	.112	.112	08/10/2015	08/10/2017		350,000.00	350,000.00	100.000000	0.00
DANIEL TROUTNER			EC1600500	.150	.150	.112	.112	.112	08/10/2015	08/10/2017		310,373.00	310,373.00	100.000000	0.00
JOSEPH BENEK			EC1600633	.150	.150	.112	.112	.112	08/10/2015	08/10/2017		110,000.00	110,000.00	100.000000	0.00
TODD BLANKENSHIP			EC1600518	.150	.150	.112	.112	.112	08/10/2015	08/10/2017		50,000.00	50,000.00	100.000000	0.00
DAVID SMITH			EC1600526	.150	.150	.112	.112	.112	08/10/2015	08/10/2017		30,500.00	30,500.00	100.000000	0.00
KEVIN JONES			EC1600534	.150	.150	.112	.112	.112	08/10/2015	08/10/2017		103,735.00	103,735.00	100.000000	0.00
MATTHEW HATFIELD			EC1600542	.150	.150	.112	.112	.112	08/10/2015	08/10/2017		15,000.00	15,000.00	100.000000	0.00
EDWARD ZETZER			EC1600559	.150	.150	.112	.112	.112	08/10/2015	08/10/2017		45,000.00	45,000.00	100.000000	0.00
MATTHEW TAYLOR			EC1600641	.150	.150	.112	.112	.112	08/10/2015	08/10/2017		126,027.85	126,027.85	100.000000	0.00
UNLMIITED LOGISTICS & R			LD1600070	.150	.150	.112	.112	.112	08/10/2015	08/10/2017		100,000.00	100,000.00	100.000000	0.00
UPTOWN MARKET & CAFE			LD1600096	.150	.150	.115	.115	.115	08/11/2015	08/11/2017		70,000.00	70,000.00	100.000000	0.00
UNIQUE FABRICATIONS			LD1600104	.150	.150	.115	.115	.115	08/11/2015	08/11/2017		34,260.05	34,260.05	100.000000	0.00
EASTLAND CRANE SERVICE			LD1600088	.150	.150	.115	.115	.115	08/11/2015	08/11/2017		150,000.00	150,000.00	100.000000	0.00
BROCK EVE			EC1600724	.150	.150	.115	.115	.115	08/12/2015	08/11/2017		115,500.00	115,500.00	100.000000	0.00
ROBERT GLENN			EC1600732	.150	.150	.115	.115	.115	08/12/2015	08/11/2017		110,000.00	110,000.00	100.000000	0.00
JEROME RAMPELT			EC1600740	.150	.150	.115	.115	.115	08/12/2015	08/11/2017		350,000.00	350,000.00	100.000000	0.00
CLARENCE MILLER			EC1600757	.150	.150	.115	.115	.115	08/12/2015	08/11/2017		95,555.00	95,555.00	100.000000	0.00
LANA PHILLIPS			EC1600765	.150	.150	.115	.115	.115	08/12/2015	08/11/2017		175,007.00	175,007.00	100.000000	0.00
ADOLF OLIVAS			EC1600773	.150	.150	.115	.115	.115	08/12/2015	08/11/2017		52,385.00	52,385.00	100.000000	0.00
ROBERT CUMMINS			EC1600781	.150	.150	.115	.115	.115	08/12/2015	08/11/2017		218,085.00	218,085.00	100.000000	0.00
DONNA ANDRES			EC1600799	.150	.150	.115	.115	.115	08/12/2015	08/11/2017		350,000.00	350,000.00	100.000000	0.00
ROGER KRAVITZ			EC1600658	.150	.150	.115	.115	.115	08/12/2015	08/11/2017		34,295.00	34,295.00	100.000000	0.00
ROBERT BLACK III			EC1600666	.150	.150	.115	.115	.115	08/12/2015	08/11/2017		75,000.00	75,000.00	100.000000	0.00
JOHN MANN			EC1600674	.150	.150	.115	.115	.115	08/12/2015	08/11/2017		50,000.00	50,000.00	100.000000	0.00

Run Date: 7/6/2017 5:11:19 AM

Investments Outstanding As Of Date: 6/30/2017

INVESTMENT PORTFOLIO - POSITION DETAIL

Special Projects	Moodys	S&P	CUSIP	Coupon Rate	YIELD	WAL	Durtn	Effect Durtn	Purchase Date	Maturity Date	Call Date	Current Par Value	Current Book Value	Market Price	Unrealized Gain/ (Loss)
EDWARD NORWOOD			EC1600682	.150	.150	.115	.115	.115	08/12/2015	08/11/2017		50,000.00	50,000.00	100.000000	0.00
RYAN AVERY			EC1600690	.150	.150	.115	.115	.115	08/12/2015	08/11/2017		125,000.00	125,000.00	100.000000	0.00
JOHN SWIDRAK			EC1600708	.150	.150	.115	.115	.115	08/12/2015	08/11/2017		42,740.00	42,740.00	100.000000	0.00
LAURA MURPHY			EC1600716	.150	.150	.115	.115	.115	08/12/2015	08/11/2017		50,000.00	50,000.00	100.000000	0.00
JEFF MAURER			EC1600807	.150	.150	.151	.151	.151	08/24/2015	08/24/2017		111,000.00	111,000.00	100.000000	0.00
MARY LEE			EC1600815	.150	.150	.153	.153	.153	08/27/2015	08/25/2017		28,905.00	28,905.00	100.000000	0.00
MARY PACE			EC1600823	.150	.150	.173	.172	.172	09/02/2015	09/01/2017		75,000.00	75,000.00	100.000000	0.00
TIMOTHY CARDER			EC1600831	.150	.150	.173	.172	.172	09/02/2015	09/01/2017		15,558.00	15,558.00	100.000000	0.00
JAQUELINE PARKS			EC1600849	.150	.150	.173	.172	.172	09/02/2015	09/01/2017		50,000.00	50,000.00	100.000000	0.00
JEFFERSON WALTERS			EC1600856	.150	.150	.173	.172	.172	09/02/2015	09/01/2017		193,613.00	193,613.00	100.000000	0.00
MIKE BAUMANN PLUMBING			LD1600120	.150	.150	.181	.181	.181	09/04/2015	09/04/2017		50,196.94	50,196.94	100.000000	0.00
SEMPLE SERVICE CENTER L			RE1600049	.150	.150	.192	.192	.192	09/10/2015	09/08/2017		69,263.83	69,263.83	100.000000	0.00
JOHN KATKO			EC1600922	.150	.150	.211	.211	.211	09/17/2015	09/15/2017		350,000.00	350,000.00	100.000000	0.00
JENNIFER BENDER			EC1600930	.150	.150	.211	.211	.211	09/17/2015	09/15/2017		60,000.00	60,000.00	100.000000	0.00
DOUGLAS ZERMAN			EC1600948	.150	.150	.211	.211	.211	09/17/2015	09/15/2017		350,000.00	350,000.00	100.000000	0.00
DEBORAH ROCHE			EC1600955	.150	.150	.211	.211	.211	09/17/2015	09/15/2017		350,000.00	350,000.00	100.000000	0.00
NICHLAS HALCOMB			EC1600864	.150	.150	.211	.211	.211	09/17/2015	09/15/2017		125,000.00	125,000.00	100.000000	0.00
BEN WILLIAMS			EC1600963	.150	.150	.211	.211	.211	09/17/2015	09/15/2017		216,855.00	216,855.00	100.000000	0.00
KURT HANSEN			EC1600971	.150	.150	.211	.211	.211	09/17/2015	09/15/2017		47,435.00	47,435.00	100.000000	0.00
CHARLES FAILOR			EC1600989	.150	.150	.211	.211	.211	09/17/2015	09/15/2017		122,000.00	122,000.00	100.000000	0.00
DAVID ADAMS			EC1600997	.150	.150	.211	.211	.211	09/17/2015	09/15/2017		25,000.00	25,000.00	100.000000	0.00
SCOTT AND DOROTHY LOUI			EC1601003	.150	.150	.211	.211	.211	09/17/2015	09/15/2017		80,000.00	80,000.00	100.000000	0.00
JEFFREY SMITH			EC1600872	.150	.150	.211	.211	.211	09/17/2015	09/15/2017		50,000.00	50,000.00	100.000000	0.00
Narender Gatinei			EC1600880	.150	.150	.211	.211	.211	09/17/2015	09/15/2017		350,000.00	350,000.00	100.000000	0.00
Kim Perren			EC1600898	.150	.150	.211	.211	.211	09/17/2015	09/15/2017		40,000.00	40,000.00	100.000000	0.00
David Chittock			EC1600906	.150	.150	.211	.211	.211	09/17/2015	09/15/2017		125,000.00	125,000.00	100.000000	0.00
Shaun Bigler			EC1600914	.150	.150	.211	.211	.211	09/17/2015	09/15/2017		120,000.00	120,000.00	100.000000	0.00
HUMMEL FUNERAL HOME IN			LD1600138	.150	.150	.211	.211	.211	09/17/2015	09/15/2017		205,000.00	205,000.00	100.000000	0.00
RAM PRIDE LLC			LD1600146	.150	.150	.211	.211	.211	09/17/2015	09/15/2017		50,000.00	50,000.00	100.000000	0.00
CARL HEILMAN			EC1601011	.150	.150	.219	.219	.219	09/18/2015	09/18/2017		67,475.00	67,475.00	100.000000	0.00
NATHAN COFFEY			EC1601029	.150	.150	.219	.219	.219	09/18/2015	09/18/2017		25,000.00	25,000.00	100.000000	0.00
MARK TYLER			EC1601037	.150	.150	.219	.219	.219	09/18/2015	09/18/2017		32,500.00	32,500.00	100.000000	0.00
STEPHEN MANDEVILLE			EC1601045	.150	.150	.219	.219	.219	09/18/2015	09/18/2017		45,000.00	45,000.00	100.000000	0.00

Run Date: 7/6/2017 5:11:19 AM

Investments Outstanding As Of Date: 6/30/2017

INVESTMENT PORTFOLIO - POSITION DETAIL

Special Projects	Moodys	S&P	CUSIP	Coupon Rate	YIELD	WAL	Durtn	Effect Durtn	Purchase Date	Maturity Date	Call Date	Current Par Value	Current Book Value	Market Price	Unrealized Gain/ (Loss)
MICHAEL COOK			EC1601052	.150	.150	.219	.219	.219	09/18/2015	09/18/2017		185,000.00	185,000.00	100.000000	0.00
JOSEPH MOLNAR			EC1601060	.150	.150	.219	.219	.219	09/18/2015	09/18/2017		196,000.00	196,000.00	100.000000	0.00
JAMIE DEIST			EC1601078	.150	.150	.219	.219	.219	09/18/2015	09/18/2017		205,000.00	205,000.00	100.000000	0.00
ANGELA WEBB			EC1601086	.150	.150	.219	.219	.219	09/18/2015	09/18/2017		25,500.00	25,500.00	100.000000	0.00
GARY SHADE			EC1601094	.150	.150	.219	.219	.219	09/18/2015	09/18/2017		120,000.00	120,000.00	100.000000	0.00
TERRENCE EBERHARDT			EC1601102	.150	.150	.219	.219	.219	09/18/2015	09/18/2017		78,000.00	78,000.00	100.000000	0.00
STEPHANIE FLOYD			EC1601110	.150	.150	.219	.219	.219	09/18/2015	09/18/2017		50,000.00	50,000.00	100.000000	0.00
WALTER HALES			EC1601128	.150	.150	.219	.219	.219	09/18/2015	09/18/2017		350,000.00	350,000.00	100.000000	0.00
LYNN JAGODZINSKI			EC1601136	.150	.150	.219	.219	.219	09/18/2015	09/18/2017		43,670.00	43,670.00	100.000000	0.00
TODD ACHESON			EC1601144	.150	.150	.219	.219	.219	09/18/2015	09/18/2017		175,000.00	175,000.00	100.000000	0.00
MARK WASHINGTON			EC1601219	.150	.150	.227	.227	.227	09/21/2015	09/21/2017		138,825.00	138,825.00	100.000000	0.00
DANIELLE MILLER PERRAUL			EC1601227	.150	.150	.227	.227	.227	09/21/2015	09/21/2017		100,380.00	100,380.00	100.000000	0.00
ELBERT CRARY			EC1601235	.150	.150	.227	.227	.227	09/21/2015	09/21/2017		238,000.00	238,000.00	100.000000	0.00
JAMES LEITZ			EC1601243	.150	.150	.227	.227	.227	09/21/2015	09/21/2017		70,000.00	70,000.00	100.000000	0.00
MAX TAYLOR			EC1601250	.150	.150	.227	.227	.227	09/21/2015	09/21/2017		102,515.00	102,515.00	100.000000	0.00
SCOTT GOTTSCHLING			EC1601268	.150	.150	.227	.227	.227	09/21/2015	09/21/2017		68,970.00	68,970.00	100.000000	0.00
MARISTELLA VILLEDA			EC1601151	.150	.150	.227	.227	.227	09/21/2015	09/21/2017		50,000.00	50,000.00	100.000000	0.00
CAROL HEUCKROTH			EC1601169	.150	.150	.227	.227	.227	09/21/2015	09/21/2017		60,000.00	60,000.00	100.000000	0.00
HARRY ANDREWS			EC1601177	.150	.150	.227	.227	.227	09/21/2015	09/21/2017		65,000.00	65,000.00	100.000000	0.00
STEVANI & ANDREW KUSAN			EC1601185	.150	.150	.227	.227	.227	09/21/2015	09/21/2017		121,995.00	121,995.00	100.000000	0.00
LEAH HERMAN			EC1601193	.150	.150	.227	.227	.227	09/21/2015	09/21/2017		85,050.00	85,050.00	100.000000	0.00
LEAH HERMAN			EC1601201	.150	.150	.227	.227	.227	09/21/2015	09/21/2017		55,000.00	55,000.00	100.000000	0.00
THE BLANCHARD WOODSH			LD1600153	.150	.150	.227	.227	.227	09/21/2015	09/21/2017		265,000.00	265,000.00	100.000000	0.00
IMC MARKS LLC			LD1600161	.150	.150	.227	.227	.227	09/21/2015	09/21/2017		85,000.00	85,000.00	100.000000	0.00
KATHRYN TONEY			EC1601276	.150	.150	.230	.230	.230	09/23/2015	09/22/2017		28,730.00	28,730.00	100.000000	0.00
KRAIG THORNHILL			EC1601284	.150	.150	.230	.230	.230	09/23/2015	09/22/2017		58,500.00	58,500.00	100.000000	0.00
MITCHELL BRINLEY			EC1601326	.150	.150	.230	.230	.230	09/23/2015	09/22/2017		100,000.00	100,000.00	100.000000	0.00
VEE DOVER			EC1601292	.150	.150	.230	.230	.230	09/23/2015	09/22/2017		75,000.00	75,000.00	100.000000	0.00
FLOYD SCHWAN			EC1601334	.150	.150	.230	.230	.230	09/23/2015	09/22/2017		15,500.00	15,500.00	100.000000	0.00
WILLIAM HILTY			EC1601342	.150	.150	.230	.230	.230	09/23/2015	09/22/2017		210,000.00	210,000.00	100.000000	0.00
WAYNE/PATRICIA CREAMER			EC1601300	.150	.150	.230	.230	.230	09/23/2015	09/22/2017		75,000.00	75,000.00	100.000000	0.00
DELMAS CONLEY			EC1601359	.150	.150	.230	.230	.230	09/23/2015	09/22/2017		35,300.00	35,300.00	100.000000	0.00
SAMUEL & BARBARA MILLER			EC1601367	.150	.150	.230	.230	.230	09/23/2015	09/22/2017		45,000.00	45,000.00	100.000000	0.00

Run Date: 7/6/2017 5:11:19 AM

Investments Outstanding As Of Date: 6/30/2017

INVESTMENT PORTFOLIO - POSITION DETAIL

Special Projects	Moodys	S&P	CUSIP	Coupon Rate	YIELD	WAL	Durtn	Effect Durtn	Purchase Date	Maturity Date	Call Date	Current Par Value	Current Book Value	Market Price	Unrealized Gain/ (Loss)
EMILY MOGEN			EC1601318	.150	.150	.230	.230	.230	09/23/2015	09/22/2017		38,000.00	38,000.00	100.000000	0.00
RANDAL DIXON			EC1601375	.150	.150	.230	.230	.230	09/23/2015	09/22/2017		189,000.00	189,000.00	100.000000	0.00
PATRICIA DWIGHT			EC1601383	.150	.150	.230	.230	.230	09/23/2015	09/22/2017		240,968.00	240,968.00	100.000000	0.00
TERRY ELDRIDGE			EC1601391	.150	.150	.247	.246	.246	09/28/2015	09/28/2017		91,000.00	91,000.00	100.000000	0.00
JHF LTD			LD1600179	.150	.150	.249	.249	.249	09/29/2015	09/29/2017		124,701.12	124,701.12	100.000000	0.00
N.A.T TRANSPORTATION IN			RE1600056	.150	.150	.249	.249	.249	09/29/2015	09/29/2017		351,807.78	351,807.78	100.000000	0.00
FLEMING & WISE ORTHODO			LD1600187	.150	.150	.249	.249	.249	10/01/2015	09/29/2017		400,000.00	400,000.00	100.000000	0.00
NICHOLAS TETI			EC1601409	.150	.150	.266	.266	.266	10/05/2015	10/05/2017		125,005.00	125,005.00	100.000000	0.00
Michael Seifert			EC1601417	.150	.150	.268	.268	.268	10/08/2015	10/06/2017		155,000.00	155,000.00	100.000000	0.00
ROBYN SWEET			EC1601425	.150	.150	.277	.277	.277	10/09/2015	10/09/2017		350,000.00	350,000.00	100.000000	0.00
BRIAN MASCHINO			EC1601433	.150	.150	.288	.287	.287	10/13/2015	10/13/2017		247,780.00	247,780.00	100.000000	0.00
JASON BLIZZARD			EC1601441	.150	.150	.288	.287	.287	10/13/2015	10/13/2017		60,000.00	60,000.00	100.000000	0.00
SCOTT DEL TORTO			EC1601490	.150	.150	.288	.287	.287	10/13/2015	10/13/2017		71,600.00	71,600.00	100.000000	0.00
ANNETTE DAMPIERFANNIN			EC1601458	.150	.150	.288	.287	.287	10/13/2015	10/13/2017		100,000.00	100,000.00	100.000000	0.00
JOAN SCHULTHEIS			EC1601508	.150	.150	.288	.287	.287	10/13/2015	10/13/2017		125,000.00	125,000.00	100.000000	0.00
DOUGLAS CALEM			EC1601466	.150	.150	.288	.287	.287	10/13/2015	10/13/2017		287,000.00	287,000.00	100.000000	0.00
PHILLIP CHARVILLE			EC1601474	.150	.150	.288	.287	.287	10/13/2015	10/13/2017		25,950.00	25,950.00	100.000000	0.00
ROBERT HILL			EC1601482	.150	.150	.288	.287	.287	10/13/2015	10/13/2017		287,000.00	287,000.00	100.000000	0.00
SCOTT RANNEY			EC1601516	.150	.150	.288	.287	.287	10/13/2015	10/13/2017		300,930.00	300,930.00	100.000000	0.00
JOHNATHAN GRENIER			EC1601524	.150	.150	.288	.287	.287	10/13/2015	10/13/2017		202,500.00	202,500.00	100.000000	0.00
JONATHAN GRAHAM			EC1601532	.150	.150	.288	.287	.287	10/14/2015	10/13/2017		73,860.00	73,860.00	100.000000	0.00
CHAD JASIUNAS			EC1601540	.150	.150	.288	.287	.287	10/14/2015	10/13/2017		125,000.00	125,000.00	100.000000	0.00
JONATHAN SHOVER			EC1601557	.150	.150	.288	.287	.287	10/14/2015	10/13/2017		50,000.00	50,000.00	100.000000	0.00
TIMOTHY SCHURIG			EC1601565	.150	.150	.288	.287	.287	10/14/2015	10/13/2017		155,000.00	155,000.00	100.000000	0.00
MICHAEL BAILEY			EC1601573	.150	.150	.288	.287	.287	10/14/2015	10/13/2017		66,500.00	66,500.00	100.000000	0.00
FATHHALLAH HAYEK			EC1601581	.150	.150	.288	.287	.287	10/14/2015	10/13/2017		109,000.00	109,000.00	100.000000	0.00
TERRY HIGGS			EC1601599	.150	.150	.288	.287	.287	10/14/2015	10/13/2017		77,500.00	77,500.00	100.000000	0.00
KATHERINE BLOOMFIELD			EC1601607	.150	.150	.288	.287	.287	10/14/2015	10/13/2017		50,000.00	50,000.00	100.000000	0.00
WILLIAM LECLAIR			EC1601615	.150	.150	.288	.287	.287	10/14/2015	10/13/2017		200,000.00	200,000.00	100.000000	0.00
PAULA RICE			EC1601623	.150	.150	.288	.287	.287	10/14/2015	10/13/2017		182,000.00	182,000.00	100.000000	0.00
ZACK HOWARD			EC1601631	.150	.150	.288	.287	.287	10/14/2015	10/13/2017		150,000.00	150,000.00	100.000000	0.00
WOODLAND ACRES GARDEN			RE1600072	.150	.150	.288	.287	.287	10/14/2015	10/13/2017		35,265.56	35,265.56	100.000000	0.00
H&H MACHINE SHOP OF RA			LD1600203	.150	.150	.342	.342	.342	11/02/2015	11/02/2017		400,000.00	400,000.00	100.000000	0.00

Run Date: 7/6/2017 5:11:19 AM

Investments Outstanding As Of Date: 6/30/2017

INVESTMENT PORTFOLIO - POSITION DETAIL

Special Projects	Moodys	S&P	CUSIP	Coupon Rate	YIELD	WAL	Durtn	Effect Durtn	Purchase Date	Maturity Date	Call Date	Current Par Value	Current Book Value	Market Price	Unrealized Gain/ (Loss)
DANIEL SEVERT			EC1601649	.150	.150	.345	.345	.345	11/03/2015	11/03/2017		228,123.00	228,123.00	100.000000	0.00
AMISH LEGACIES INC.			LD1600211	.150	.150	.353	.353	.353	11/06/2015	11/06/2017		60,345.91	60,345.91	100.000000	0.00
LEIGH OWEN			EC1601656	.150	.150	.353	.353	.353	11/06/2015	11/06/2017		32,500.00	32,500.00	100.000000	0.00
FRANKLIN HAILEY			EC1601664	.150	.150	.364	.364	.364	11/10/2015	11/10/2017		350,000.00	350,000.00	100.000000	0.00
DALE MCCARTY			EC1601672	.150	.150	.384	.383	.383	11/19/2015	11/17/2017		75,000.00	75,000.00	100.000000	0.00
JOEL RITZENTHALER			EC1601680	.150	.150	.384	.383	.383	11/19/2015	11/17/2017		69,175.00	69,175.00	100.000000	0.00
HEATHER BRODESS			EC1601698	.150	.150	.384	.383	.383	11/19/2015	11/17/2017		149,670.00	149,670.00	100.000000	0.00
JON SCHULTZ			EC1601706	.150	.150	.384	.383	.383	11/19/2015	11/17/2017		28,590.00	28,590.00	100.000000	0.00
TERRY ROE			EC1601714	.150	.150	.384	.383	.383	11/19/2015	11/17/2017		29,605.00	29,605.00	100.000000	0.00
EDWARD BROWN JR			EC1601722	.150	.150	.384	.383	.383	11/19/2015	11/17/2017		80,000.00	80,000.00	100.000000	0.00
JACOB REAMSNYDER			EC1601730	.150	.150	.384	.383	.383	11/19/2015	11/17/2017		231,560.00	231,560.00	100.000000	0.00
CRAIG VASIL			EC1601748	.150	.150	.384	.383	.383	11/19/2015	11/17/2017		105,000.00	105,000.00	100.000000	0.00
DAVID MCCARTY			EC1601755	.150	.150	.384	.383	.383	11/19/2015	11/17/2017		175,007.00	175,007.00	100.000000	0.00
PAUL DELLISANTI			EC1601763	.150	.150	.384	.383	.383	11/19/2015	11/17/2017		100,000.00	100,000.00	100.000000	0.00
BURKE BYER			EC1601771	.150	.150	.384	.383	.383	11/19/2015	11/17/2017		250,000.00	250,000.00	100.000000	0.00
TOMATKI INC DBA KISHMA			LD1600229	.150	.150	.400	.400	.400	11/23/2015	11/23/2017		345,379.28	345,379.28	100.000000	0.00
MITCHELL INVESTMENT GR			LD1600237	.150	.150	.403	.402	.402	11/24/2015	11/24/2017		400,000.00	400,000.00	100.000000	0.00
SAS AUTOMATION LLC			RE1600080	.150	.150	.458	.457	.457	12/14/2015	12/14/2017		178,053.34	178,053.34	100.000000	0.00
ALLAN HURTT			EC1601854	.150	.150	.460	.460	.460	12/16/2015	12/15/2017		150,000.00	150,000.00	100.000000	0.00
SALVATORE MILETI			EC1601862	.150	.150	.460	.460	.460	12/16/2015	12/15/2017		350,000.00	350,000.00	100.000000	0.00
MARY CONRAD			EC1601870	.150	.150	.460	.460	.460	12/16/2015	12/15/2017		252,000.00	252,000.00	100.000000	0.00
JONATHAN KLOEPFER			EC1601888	.150	.150	.460	.460	.460	12/16/2015	12/15/2017		76,825.00	76,825.00	100.000000	0.00
ASHLEY LEMASTER			EC1601896	.150	.150	.460	.460	.460	12/16/2015	12/15/2017		250,000.00	250,000.00	100.000000	0.00
ADAM FISH			EC1601904	.150	.150	.460	.460	.460	12/16/2015	12/15/2017		109,000.00	109,000.00	100.000000	0.00
JIMMY BROWN SR			EC1601912	.150	.150	.460	.460	.460	12/16/2015	12/15/2017		113,500.00	113,500.00	100.000000	0.00
DUSTIN TUMBLISON			EC1601789	.150	.150	.460	.460	.460	12/16/2015	12/15/2017		105,000.00	105,000.00	100.000000	0.00
MARTIN DEMCHAK			EC1601797	.150	.150	.460	.460	.460	12/16/2015	12/15/2017		135,000.00	135,000.00	100.000000	0.00
ERIC HARTKER			EC1601805	.150	.150	.460	.460	.460	12/16/2015	12/15/2017		75,000.00	75,000.00	100.000000	0.00
JEFFREY HAGER			EC1601813	.150	.150	.460	.460	.460	12/16/2015	12/15/2017		211,344.00	211,344.00	100.000000	0.00
MICHELEN MORGAN			EC1601821	.150	.150	.460	.460	.460	12/16/2015	12/15/2017		114,980.00	114,980.00	100.000000	0.00
WILLIAM BARON			EC1601839	.150	.150	.460	.460	.460	12/16/2015	12/15/2017		177,604.00	177,604.00	100.000000	0.00
RONALD CASEY			EC1601920	.150	.150	.460	.460	.460	12/16/2015	12/15/2017		350,000.00	350,000.00	100.000000	0.00
TROY INNOVATIVE INSTRU			LD1600245	.150	.150	.499	.498	.498	12/30/2015	12/29/2017		400,000.00	400,000.00	100.000000	0.00

Run Date: 7/6/2017 5:11:19 AM

Investments Outstanding As Of Date: 6/30/2017

INVESTMENT PORTFOLIO - POSITION DETAIL

Special Projects	Moodys	S&P	CUSIP	Coupon Rate	YIELD	WAL	Durtn	Effect Durtn	Purchase Date	Maturity Date	Call Date	Current Par Value	Current Book Value	Market Price	Unrealized Gain/ (Loss)
WON LEASING			LD1600252	.150	.150	.499	.498	.498	12/30/2015	12/29/2017		197,264.00	197,264.00	100.000000	0.00
VIVO BROTHERS INC.			LD1600260	.150	.150	.499	.498	.498	12/30/2015	12/29/2017		400,000.00	400,000.00	100.000000	0.00
BROCK & ASSOCIATES BUIL			LD1600278	.150	.150	.499	.498	.498	12/30/2015	12/29/2017		250,000.00	250,000.00	100.000000	0.00
BRYAN BOWLING CENTER L			RE1600098	.150	.150	.499	.498	.498	12/30/2015	12/29/2017		199,795.57	199,795.57	100.000000	0.00
PETTIGREW FEED AND HAR			LD1600286	.150	.150	.499	.498	.498	12/30/2015	12/29/2017		400,000.00	400,000.00	100.000000	0.00
JEFFREY GATCHETT			EC1601938	.150	.150	.518	.517	.517	01/05/2016	01/05/2018		238,728.00	238,728.00	100.000000	0.00
BOBCAT OF LIMA INC.			LD1600294	.150	.150	.518	.514	.514	01/06/2016	01/05/2018		400,000.00	400,000.00	100.000000	0.00
COLUMBUS CARDIOVASCUL			LD1600302	.150	.150	.537	.537	.537	01/14/2016	01/12/2018		100,000.00	100,000.00	100.000000	0.00
JACOBS INSURANCE SERVIC			LD1600310	.150	.150	.545	.545	.545	01/15/2016	01/15/2018		46,132.71	46,132.71	100.000000	0.00
JASON MCQUOWN			EC1601946	.150	.150	.556	.556	.556	01/19/2016	01/19/2018		349,391.00	349,391.00	100.000000	0.00
JEROME FITZHARRIS			EC1601953	.150	.150	.556	.556	.556	01/19/2016	01/19/2018		108,755.00	108,755.00	100.000000	0.00
STEVEN COCHRAN			EC1601961	.150	.150	.556	.556	.556	01/19/2016	01/19/2018		250,000.00	250,000.00	100.000000	0.00
ALFRED GROSS			EC1601979	.150	.150	.556	.556	.556	01/19/2016	01/19/2018		245,000.00	245,000.00	100.000000	0.00
MATTHEW EGNER			EC1601995	.150	.150	.556	.556	.556	01/19/2016	01/19/2018		116,145.00	116,145.00	100.000000	0.00
TIMOTHY DEATHERAGE			EC1602001	.150	.150	.556	.556	.556	01/19/2016	01/19/2018		230,783.00	230,783.00	100.000000	0.00
SCOTT HASKETT			EC1602019	.150	.150	.556	.556	.556	01/19/2016	01/19/2018		252,434.00	252,434.00	100.000000	0.00
ROBIN MOSHIER			EC1602027	.150	.150	.556	.556	.556	01/19/2016	01/19/2018		236,120.00	236,120.00	100.000000	0.00
JEFFREY WILLEY			EC1602035	.150	.150	.556	.556	.556	01/19/2016	01/19/2018		122,665.00	122,665.00	100.000000	0.00
JONATHAN KECK			EC1602043	.150	.150	.556	.556	.556	01/19/2016	01/19/2018		75,000.00	75,000.00	100.000000	0.00
RICHARD SNEVEL			EC1602050	.150	.150	.556	.556	.556	01/19/2016	01/19/2018		75,000.00	75,000.00	100.000000	0.00
KENNETH WANGLER			EC1602068	.150	.150	.556	.556	.556	01/19/2016	01/19/2018		175,007.00	175,007.00	100.000000	0.00
KENNETH ALBERT			EC1602076	.150	.150	.556	.556	.556	01/19/2016	01/19/2018		350,000.00	350,000.00	100.000000	0.00
GINA RISALTI			EC1602084	.150	.150	.556	.556	.556	01/19/2016	01/19/2018		50,249.35	50,249.35	100.000000	0.00
VEERARAGHAVAN SUNDAR			EC1602316	.150	.150	.556	.556	.556	01/19/2016	01/19/2018		125,000.00	125,000.00	100.000000	0.00
CLARKS GROCERY INC			LD1600328	.150	.150	.575	.572	.572	01/26/2016	01/26/2018		185,990.74	185,990.74	100.000000	0.00
INDOOR ENVIRONMENTAL S			LD1600336	.150	.150	.575	.575	.575	01/27/2016	01/26/2018		84,875.00	84,875.00	100.000000	0.00
CEDAR HILL LEASING			LD1600344	.150	.150	.595	.594	.594	02/02/2016	02/02/2018		200,000.00	200,000.00	100.000000	0.00
JAMES MCDONALD			EC1602092	.150	.150	.595	.594	.594	02/02/2016	02/02/2018		22,500.00	22,500.00	100.000000	0.00
SCHALK BROS INC			LD1600369	.150	.150	.614	.608	.608	02/11/2016	02/09/2018		120,501.79	120,501.79	100.000000	0.00
JASON DULANEY			EC1602100	.150	.150	.633	.632	.632	02/17/2016	02/16/2018		89,010.00	89,010.00	100.000000	0.00
LUKE SNYDER			EC1602118	.150	.150	.633	.632	.632	02/17/2016	02/16/2018		78,030.00	78,030.00	100.000000	0.00
CHRISTOPHER WILKIN			EC1602126	.150	.150	.633	.632	.632	02/17/2016	02/16/2018		271,586.00	271,586.00	100.000000	0.00
GRETCHEN KRUGER			EC1602134	.150	.150	.633	.632	.632	02/17/2016	02/16/2018		304,500.00	304,500.00	100.000000	0.00

Run Date: 7/6/2017 5:11:19 AM

Investments Outstanding As Of Date: 6/30/2017

INVESTMENT PORTFOLIO - POSITION DETAIL

Special Projects	Moodys	S&P	CUSIP	Coupon Rate	YIELD	WAL	Durtn	Effect Durtn	Purchase Date	Maturity Date	Call Date	Current Par Value	Current Book Value	Market Price	Unrealized Gain/ (Loss)
MARK SEDLACK			EC1602142	.150	.150	.633	.632	.632	02/17/2016	02/16/2018		222,480.00	222,480.00	100.000000	0.00
TODD GILBERT			EC1602159	.150	.150	.633	.632	.632	02/17/2016	02/16/2018		102,790.00	102,790.00	100.000000	0.00
HEATHER CLARRIDGE			EC1602167	.150	.150	.633	.632	.632	02/17/2016	02/16/2018		188,300.00	188,300.00	100.000000	0.00
RICHARD JAMES			EC1602175	.150	.150	.633	.632	.632	02/17/2016	02/16/2018		80,995.00	80,995.00	100.000000	0.00
RICHARD HARDY III			EC1602183	.150	.150	.633	.632	.632	02/17/2016	02/16/2018		105,000.00	105,000.00	100.000000	0.00
NILES FULLER			EC1602191	.150	.150	.633	.632	.632	02/17/2016	02/16/2018		115,000.00	115,000.00	100.000000	0.00
MICHAEL HAUSFELD			EC1602209	.150	.150	.633	.632	.632	02/17/2016	02/16/2018		45,990.10	45,990.10	100.000000	0.00
ROBERT MCBRIDE			EC1602217	.150	.150	.633	.632	.632	02/17/2016	02/16/2018		100,820.00	100,820.00	100.000000	0.00
BAKERS COLLISION REPAIR			LD1600377	.150	.150	.633	.632	.632	02/18/2016	02/16/2018		73,859.86	73,859.86	100.000000	0.00
TRI-R DIES INC.			LD1600385	.150	.150	.633	.632	.632	02/18/2016	02/16/2018		107,391.00	107,391.00	100.000000	0.00
MABAM ENTERPRISES INC.			LD1600393	.150	.150	.652	.652	.652	02/24/2016	02/23/2018		400,000.00	400,000.00	100.000000	0.00
JOHN J YODER DBA: ASHER			LD1600401	.150	.150	.666	.665	.665	02/29/2016	02/28/2018		102,000.00	102,000.00	100.000000	0.00
SMITH FAMILY FROSTED FO			LD1600419	.150	.150	.668	.668	.668	03/01/2016	03/01/2018		251,560.00	251,560.00	100.000000	0.00
ANESE MASONRY LLC			LD1600427	.150	.150	.671	.672	.672	03/03/2016	03/02/2018		77,996.36	77,996.36	100.000000	0.00
AUSTIN MEHL			EC1602225	.150	.150	.688	.687	.687	03/08/2016	03/08/2018		15,000.00	15,000.00	100.000000	0.00
VILAS DESHPANDE			EC1602233	.150	.150	.704	.704	.704	03/14/2016	03/14/2018		250,000.00	250,000.00	100.000000	0.00
VON SOSSAN CONTRACTIN			LD1600435	.150	.150	.704	.704	.704	03/15/2016	03/14/2018		400,000.00	400,000.00	100.000000	0.00
BENEFACTORS COUNSEL LL			LD1600443	.150	.150	.710	.709	.709	03/17/2016	03/16/2018		80,000.00	80,000.00	100.000000	0.00
MICHELLE SAVOTI			EC1602241	.150	.150	.723	.723	.723	03/21/2016	03/21/2018		64,890.00	64,890.00	100.000000	0.00
JEFFERY FREMONT			EC1602258	.150	.150	.723	.723	.723	03/21/2016	03/21/2018		140,329.75	140,329.75	100.000000	0.00
JEFFREY & LISA JAMES			EC1602266	.150	.150	.723	.723	.723	03/21/2016	03/21/2018		55,460.00	55,460.00	100.000000	0.00
KENNEH BARTH			EC1602274	.150	.150	.723	.723	.723	03/21/2016	03/21/2018		25,575.00	25,575.00	100.000000	0.00
DENNIS POLING			EC1602282	.150	.150	.723	.723	.723	03/21/2016	03/21/2018		32,850.00	32,850.00	100.000000	0.00
GREGORY & AUDREY PRINZ			EC1602290	.150	.150	.723	.723	.723	03/21/2016	03/21/2018		250,000.00	250,000.00	100.000000	0.00
MAHONING VALLEY TOOL &			LD1600450	.150	.150	.745	.745	.745	03/29/2016	03/29/2018		199,200.00	199,200.00	100.000000	0.00
MIKE BAUMANN PLUMBING			LD1600468	.150	.150	.748	.747	.747	03/30/2016	03/30/2018		29,288.61	29,288.61	100.000000	0.00
KESSEN VETERINARY CLINI			LD1600476	.150	.150	.748	.750	.750	03/30/2016	03/30/2018		382,964.39	382,964.39	100.000000	0.00
RONALD PYCRAFT			EC1602308	.150	.150	.767	.767	.767	04/06/2016	04/06/2018		20,000.00	20,000.00	100.000000	0.00
ANGELA HALE			EC1602324	.150	.150	.781	.780	.780	04/11/2016	04/11/2018		147,185.00	147,185.00	100.000000	0.00
MARSHA MEREDITH			EC1602332	.150	.150	.781	.780	.780	04/11/2016	04/11/2018		40,255.00	40,255.00	100.000000	0.00
MICHAEL MCSWIGGIN			EC1602340	.150	.150	.781	.780	.780	04/11/2016	04/11/2018		70,545.00	70,545.00	100.000000	0.00
SEAN STEFFANNI			EC1602357	.150	.150	.781	.780	.780	04/11/2016	04/11/2018		36,560.00	36,560.00	100.000000	0.00
ALLISON & SEAN MITCHELL			EC1602365	.150	.150	.781	.780	.780	04/11/2016	04/11/2018		50,470.00	50,470.00	100.000000	0.00

Run Date: 7/6/2017 5:11:19 AM

Investments Outstanding As Of Date: 6/30/2017

INVESTMENT PORTFOLIO - POSITION DETAIL

Special Projects	Moodys	S&P	CUSIP	Coupon Rate	YIELD	WAL	Durtn	Effect Durtn	Purchase Date	Maturity Date	Call Date	Current Par Value	Current Book Value	Market Price	Unrealized Gain/ (Loss)
LAWRENCE & JOAN SALTIS			EC1602373	.150	.150	.781	.780	.780	04/11/2016	04/11/2018		250,000.00	250,000.00	100.000000	0.00
CSM INC .150 4-13-18			LD1600484	.150	.150	.786	.786	.786	04/15/2016	04/13/2018		400,000.00	400,000.00	100.000000	0.00
ANTHONY P. KOULI .150 4-1			LD1600492	.150	.150	.786	.786	.786	04/15/2016	04/13/2018		228,431.97	228,431.97	100.000000	0.00
AC SERVICE COMPA .150 4-			LD1600500	.150	.150	.805	.805	.805	04/21/2016	04/20/2018		29,240.68	29,240.68	100.000000	0.00
TRI-R DIES INC. .150 4-26-1			LD1600518	.150	.150	.822	.821	.821	04/26/2016	04/26/2018		78,724.87	78,724.87	100.000000	0.00
YOUNGSTOWN SERVI .150			LD1600526	.150	.150	.822	.821	.821	04/26/2016	04/26/2018		138,075.59	138,075.59	100.000000	0.00
ADAM MUELLER .150 5-03-1			EC1602381	.150	.150	.841	.841	.841	05/03/2016	05/03/2018		220,493.00	220,493.00	100.000000	0.00
TOMAS K. AND CIN .150 5-0			EC1602399	.150	.150	.844	.843	.843	05/04/2016	05/04/2018		50,000.00	50,000.00	100.000000	0.00
MOLYET FARM MARK .150 5			LD1600534	.150	.150	.844	.844	.844	05/04/2016	05/04/2018		170,127.75	170,127.75	100.000000	0.00
SCENE 75 ENTERTA .150 5-			LD1600542	.150	.150	.844	.843	.843	05/06/2016	05/04/2018		250,000.00	250,000.00	100.000000	0.00
OHIO BRIDGE STRI .150 5-1			LD1600559	.150	.150	.863	.862	.862	05/11/2016	05/11/2018		137,117.50	137,117.50	100.000000	0.00
MIDWEST PLASTICS .150 5-			LD1600567	.150	.150	.863	.864	.864	05/12/2016	05/11/2018		50,396.31	50,396.31	100.000000	0.00
UNIVERSAL FARMS .150 5-1			LD1600575	.150	.150	.863	.864	.864	05/12/2016	05/11/2018		300,000.00	300,000.00	100.000000	0.00
MIDWEST PLASTICS .150 5-			LD1600591	.150	.150	.879	.880	.880	05/17/2016	05/17/2018		28,416.36	28,416.36	100.000000	0.00
T & T SPORTS LOU .150 5-1			LD1600617	.150	.150	.882	.882	.882	05/18/2016	05/18/2018		52,220.55	52,220.55	100.000000	0.00
DAVID HUBBARD .150 5-18-			EC1602407	.150	.150	.882	.882	.882	05/18/2016	05/18/2018		139,335.00	139,335.00	100.000000	0.00
CHAD SCHWINNEN .150 5-1			EC1602415	.150	.150	.882	.882	.882	05/18/2016	05/18/2018		175,819.00	175,819.00	100.000000	0.00
GARY ECKERT .150 5-18-18			EC1602423	.150	.150	.882	.882	.882	05/18/2016	05/18/2018		150,000.00	150,000.00	100.000000	0.00
SHANNON MOORE .150 5-18			EC1602431	.150	.150	.882	.882	.882	05/18/2016	05/18/2018		169,375.00	169,375.00	100.000000	0.00
JOSEPH MCCOOL .150 5-18-			EC1602449	.150	.150	.882	.882	.882	05/18/2016	05/18/2018		73,365.00	73,365.00	100.000000	0.00
MICHELLE KINCAID .150 5-1			EC1602456	.150	.150	.882	.882	.882	05/18/2016	05/18/2018		224,000.00	224,000.00	100.000000	0.00
ROSWITHA SHOUP .150 5-1			EC1602464	.150	.150	.882	.882	.882	05/18/2016	05/18/2018		30,950.00	30,950.00	100.000000	0.00
JAMES DALTON .150 5-18-1			EC1602472	.150	.150	.882	.882	.882	05/18/2016	05/18/2018		269,332.00	269,332.00	100.000000	0.00
LAWRENCE GINGERI .150 5-			EC1602480	.150	.150	.882	.882	.882	05/18/2016	05/18/2018		146,205.00	146,205.00	100.000000	0.00
JILL CHUHA .150 5-18-18			EC1602498	.150	.150	.882	.882	.882	05/18/2016	05/18/2018		114,000.00	114,000.00	100.000000	0.00
MICHAEL SEARS .150 5-18-1			EC1602506	.150	.150	.882	.882	.882	05/18/2016	05/18/2018		199,955.00	199,955.00	100.000000	0.00
SCOTT COWAN .150 5-18-1			EC1602514	.150	.150	.882	.882	.882	05/18/2016	05/18/2018		196,000.00	196,000.00	100.000000	0.00
STANTON BOYCE .150 5-18-			EC1602522	.150	.150	.882	.882	.882	05/18/2016	05/18/2018		210,000.00	210,000.00	100.000000	0.00
ALLEN & JUDITH K .150 5-1			EC1602530	.150	.150	.882	.882	.882	05/18/2016	05/18/2018		67,875.00	67,875.00	100.000000	0.00
DARI FREEZE .150 5-28-18			LD1600625	.150	.150	.910	.911	.911	05/25/2016	05/28/2018		31,345.80	31,345.80	100.000000	0.00
EDWARDS REALTY I .150 5-			LD1600633	.150	.150	.901	.901	.901	05/27/2016	05/25/2018		50,000.00	50,000.00	100.000000	0.00
JUSTOP CARRY-OUT .150 5-			LD1600641	.150	.150	.901	.901	.901	05/27/2016	05/25/2018		400,000.00	400,000.00	100.000000	0.00
HEITSCHE NORTH S .150 6-			LD1600658	.150	.150	.921	.920	.920	06/01/2016	06/01/2018		223,489.00	223,489.00	100.000000	0.00

Run Date: 7/6/2017 5:11:19 AM

Investments Outstanding As Of Date: 6/30/2017

INVESTMENT PORTFOLIO - POSITION DETAIL

Special Projects	Moodys	S&P	CUSIP	Coupon Rate	YIELD	WAL	Durtn	Effect Durtn	Purchase Date	Maturity Date	Call Date	Current Par Value	Current Book Value	Market Price	Unrealized Gain/ (Loss)
MARK BUCKLER .150 6-08-1			EC1602555	.150	.150	.940	.939	.939	06/08/2016	06/08/2018		42,950.00	42,950.00	100.000000	0.00
KATHERINE TIRA .150 6-08-			EC1602548	.150	.150	.940	.939	.939	06/08/2016	06/08/2018		55,500.00	55,500.00	100.000000	0.00
BONE BOYS BBQ & .150 6-1			LD1600666	.150	.150	.956	.955	.955	06/14/2016	06/14/2018		183,719.49	183,719.49	100.000000	0.00
BONE BOYS BBQ & .150 6-1			LD1600674	.150	.150	.956	.955	.955	06/14/2016	06/14/2018		19,523.42	19,523.42	100.000000	0.00
JONATHAN T EUCKE .150 6-			LD1600682	.150	.150	.956	.956	.956	06/14/2016	06/14/2018		123,321.47	123,321.47	100.000000	0.00
ATHENA GRAND LLC .150 6-			LD1600690	.150	.150	.956	.956	.956	06/14/2016	06/14/2018		400,000.00	400,000.00	100.000000	0.00
Little Learners .150 6-15-18			LD1600716	.150	.150	.959	.958	.958	06/17/2016	06/15/2018		249,545.53	249,545.53	100.000000	0.00
PLAZA LANES INC .150 6-15			LD1600708	.150	.150	.959	.958	.958	06/17/2016	06/15/2018		350,000.00	350,000.00	100.000000	0.00
TAD WILLIAMS .150 6-27-18			EC1602563	.150	.150	.992	.991	.991	06/27/2016	06/27/2018		130,725.00	130,725.00	100.000000	0.00
ROBERT JACKSON .150 6-27			EC1602571	.150	.150	.992	.991	.991	06/27/2016	06/27/2018		350,000.00	350,000.00	100.000000	0.00
RODNEY MYERS .150 6-27-1			EC1602589	.150	.150	.992	.991	.991	06/27/2016	06/27/2018		223,440.00	223,440.00	100.000000	0.00
GERALD HOOVER .150 6-27-			EC1602597	.150	.150	.992	.991	.991	06/27/2016	06/27/2018		210,000.00	210,000.00	100.000000	0.00
SHELSEE BYRNES .150 6-27-			EC1602605	.150	.150	.992	.991	.991	06/27/2016	06/27/2018		52,896.80	52,896.80	100.000000	0.00
RYAN GUNYAN .150 6-27-18			EC1602613	.150	.150	.992	.991	.991	06/27/2016	06/27/2018		175,000.00	175,000.00	100.000000	0.00
KENT YOUNG .150 6-27-18			EC1602621	.150	.150	.992	.991	.991	06/27/2016	06/27/2018		100,580.00	100,580.00	100.000000	0.00
ANNETTE STEVENS .150 6-2			EC1602639	.150	.150	.995	.994	.994	06/28/2016	06/28/2018		30,710.00	30,710.00	100.000000	0.00
DALMAR HAMILTON .150 6-			EC1602647	.150	.150	.995	.994	.994	06/28/2016	06/28/2018		52,405.00	52,405.00	100.000000	0.00
DEREK BROWN .150 6-28-1			EC1602654	.150	.150	.995	.994	.994	06/28/2016	06/28/2018		93,855.00	93,855.00	100.000000	0.00
MARJORIE PITCHER .150 6-			EC1602662	.150	.150	.995	.994	.994	06/28/2016	06/28/2018		27,800.00	27,800.00	100.000000	0.00
KEITH RIFFLE .150 6-28-18			EC1602670	.150	.150	.995	.994	.994	06/28/2016	06/28/2018		234,425.00	234,425.00	100.000000	0.00
RONALD LIPPS .150 6-28-18			EC1602688	.150	.150	.995	.994	.994	06/28/2016	06/28/2018		125,000.00	125,000.00	100.000000	0.00
LAKESIDE PROPANE .150 7-			LD1700011	.150	.150	1.030	1.029	1.029	07/11/2016	07/11/2018		150,000.00	150,000.00	100.000000	0.00
ANGEL ANIMAL HOS .150 7-			LD1700029	.150	.150	1.036	1.035	1.035	07/13/2016	07/13/2018		209,308.01	209,308.01	100.000000	0.00
ROLAND BAKER .150 7-25-1			EC1700011	.150	.150	1.068	1.068	1.068	07/25/2016	07/25/2018		185,968.02	185,968.02	100.000000	0.00
KRISTOPHER HALEY .150 7-			EC1700029	.150	.150	1.068	1.068	1.068	07/25/2016	07/25/2018		180,000.00	180,000.00	100.000000	0.00
JEANNE STEPHENS .150 7-2			EC1700037	.150	.150	1.068	1.068	1.068	07/25/2016	07/25/2018		96,090.00	96,090.00	100.000000	0.00
JOHN WALLACE .150 7-25-1			EC1700045	.150	.150	1.068	1.068	1.068	07/25/2016	07/25/2018		125,000.00	125,000.00	100.000000	0.00
JESSICA WARNOCK .150 7-2			EC1700052	.150	.150	1.068	1.068	1.068	07/25/2016	07/25/2018		45,630.00	45,630.00	100.000000	0.00
DOUGLAS WHITE .150 7-25-			EC1700060	.150	.150	1.068	1.068	1.068	07/25/2016	07/25/2018		112,500.00	112,500.00	100.000000	0.00
SARAH WILSON .150 7-25-1			EC1700078	.150	.150	1.068	1.068	1.068	07/25/2016	07/25/2018		44,485.00	44,485.00	100.000000	0.00
GARRY WINGER .150 7-25-1			EC1700086	.150	.150	1.068	1.068	1.068	07/25/2016	07/25/2018		30,750.00	30,750.00	100.000000	0.00
B & W WELDING I .150 7-26			LD1700037	.150	.150	1.071	1.071	1.071	07/26/2016	07/26/2018		400,000.00	400,000.00	100.000000	0.00
MICHAEL MONTGOME .150			EC1700094	.150	.150	1.074	1.073	1.073	07/27/2016	07/27/2018		350,000.00	350,000.00	100.000000	0.00

Run Date: 7/6/2017 5:11:19 AM

Investments Outstanding As Of Date: 6/30/2017

INVESTMENT PORTFOLIO - POSITION DETAIL

Special Projects	Moodys	S&P	CUSIP	Coupon Rate	YIELD	WAL	Durtn	Effect Durtn	Purchase Date	Maturity Date	Call Date	Current Par Value	Current Book Value	Market Price	Unrealized Gain/ (Loss)
CHAGRIN VALLEY S .150 7-2			LD1700045	.150	.150	1.074	1.073	1.073	07/27/2016	07/27/2018		374,079.00	374,079.00	100.000000	0.00
DANIEL & SARAH G .150 7-2			EC1700102	.150	.150	1.074	1.073	1.073	07/27/2016	07/27/2018		73,870.00	73,870.00	100.000000	0.00
REAGAN BRISTOL .150 7-27			EC1700110	.150	.150	1.074	1.073	1.073	07/27/2016	07/27/2018		234,500.00	234,500.00	100.000000	0.00
BRIAN VULPITTA .150 7-27-			EC1700128	.150	.150	1.074	1.073	1.073	07/27/2016	07/27/2018		348,747.00	348,747.00	100.000000	0.00
RONALD & ALMIRA .150 7-2			EC1700136	.150	.150	1.074	1.073	1.073	07/27/2016	07/27/2018		150,000.00	150,000.00	100.000000	0.00
WILLIAM LONNEMAN .150 7			EC1700144	.150	.150	1.074	1.073	1.073	07/27/2016	07/27/2018		50,000.00	50,000.00	100.000000	0.00
LISA HILLMAN .150 7-27-18			EC1700151	.150	.150	1.074	1.073	1.073	07/27/2016	07/27/2018		175,007.00	175,007.00	100.000000	0.00
ROBBIE BERGER .150 7-27-			EC1700169	.150	.150	1.074	1.073	1.073	07/27/2016	07/27/2018		193,438.00	193,438.00	100.000000	0.00
TRACIE SORVILLO .150 7-27			EC1700177	.150	.150	1.074	1.073	1.073	07/27/2016	07/27/2018		47,200.00	47,200.00	100.000000	0.00
SUPERIOR STEEL S .150 8-0			LD1700052	.150	.150	1.093	1.091	1.091	08/04/2016	08/03/2018		149,457.56	149,457.56	100.000000	0.00
JESSICA STONECYP .150 8-0			EC1700185	.150	.150	1.093	1.090	1.090	08/05/2016	08/03/2018		60,250.00	60,250.00	100.000000	0.00
JOSEPH EPERJESI .150 8-03			EC1700193	.150	.150	1.093	1.090	1.090	08/05/2016	08/03/2018		42,437.90	42,437.90	100.000000	0.00
JAMES SIKORA .150 8-03-18			EC1700201	.150	.150	1.093	1.090	1.090	08/05/2016	08/03/2018		34,975.00	34,975.00	100.000000	0.00
STEVEN MYERS .150 8-15-1			EC1700219	.150	.150	1.126	1.123	1.123	08/15/2016	08/15/2018		65,000.00	65,000.00	100.000000	0.00
FRANCIS FREDETTE .150 8-			EC1700227	.150	.150	1.126	1.123	1.123	08/15/2016	08/15/2018		138,390.00	138,390.00	100.000000	0.00
MATTHEW FLANNERY .150 8			EC1700235	.150	.150	1.126	1.123	1.123	08/15/2016	08/15/2018		29,920.00	29,920.00	100.000000	0.00
JOHN & KAREN RUF .150 8-			EC1700243	.150	.150	1.126	1.123	1.123	08/15/2016	08/15/2018		79,000.00	79,000.00	100.000000	0.00
MARK BARNO .150 8-15-18			EC1700250	.150	.150	1.126	1.123	1.123	08/15/2016	08/15/2018		179,718.00	179,718.00	100.000000	0.00
TODD BACON .150 8-15-18			EC1700268	.150	.150	1.126	1.123	1.123	08/15/2016	08/15/2018		110,000.00	110,000.00	100.000000	0.00
KARA BEASLEY .150 8-15-18			EC1700276	.150	.150	1.126	1.123	1.123	08/15/2016	08/15/2018		39,375.00	39,375.00	100.000000	0.00
JEREMY NIXON .150 8-17-1			EC1700284	.150	.150	1.132	1.129	1.129	08/17/2016	08/17/2018		17,000.00	17,000.00	100.000000	0.00
ROBERT JOHNSON .150 8-1			EC1700292	.150	.150	1.132	1.129	1.129	08/17/2016	08/17/2018		30,800.00	30,800.00	100.000000	0.00
DAVID & CYNTHIA .150 8-1			EC1700300	.150	.150	1.132	1.129	1.129	08/17/2016	08/17/2018		236,680.00	236,680.00	100.000000	0.00
ELI RIEGLE .150 8-17-18			EC1700318	.150	.150	1.132	1.129	1.129	08/17/2016	08/17/2018		72,500.00	72,500.00	100.000000	0.00
CHAD WHILDING .150 8-17-			EC1700326	.150	.150	1.132	1.129	1.129	08/17/2016	08/17/2018		210,000.00	210,000.00	100.000000	0.00
PHILIP-SHIRLEY Y .150 8-17			EC1700334	.150	.150	1.132	1.129	1.129	08/17/2016	08/17/2018		102,500.00	102,500.00	100.000000	0.00
DAVID FRAGALE .150 8-17-1			EC1700342	.150	.150	1.132	1.129	1.129	08/17/2016	08/17/2018		335,160.00	335,160.00	100.000000	0.00
SCOTT WIDEMANN .150 8-1			EC1700359	.150	.150	1.132	1.129	1.129	08/19/2016	08/17/2018		350,000.00	350,000.00	100.000000	0.00
JAMES WIPARINA .150 8-17			EC1700367	.150	.150	1.132	1.129	1.129	08/19/2016	08/17/2018		29,265.00	29,265.00	100.000000	0.00
ROBIN HOUCK .150 8-17-18			EC1700375	.150	.150	1.132	1.129	1.129	08/19/2016	08/17/2018		75,000.00	75,000.00	100.000000	0.00
CHARLES LINDAMOO .150 8			EC1700383	.150	.150	1.132	1.129	1.129	08/19/2016	08/17/2018		56,955.00	56,955.00	100.000000	0.00
SAMUEL HALL .150 8-17-18			EC1700391	.150	.150	1.132	1.129	1.129	08/19/2016	08/17/2018		100,000.00	100,000.00	100.000000	0.00
RAYMOND L FORBES .150 8-			EC1700409	.150	.150	1.132	1.129	1.129	08/19/2016	08/17/2018		70,265.00	70,265.00	100.000000	0.00

Run Date: 7/6/2017 5:11:19 AM

Investments Outstanding As Of Date: 6/30/2017

INVESTMENT PORTFOLIO - POSITION DETAIL

Special Projects	Moodys	S&P	CUSIP	Coupon Rate	YIELD	WAL	Durtn	Effect Durtn	Purchase Date	Maturity Date	Call Date	Current Par Value	Current Book Value	Market Price	Unrealized Gain/ (Loss)
BARBARA WOLFE BR .150 8-			EC1700417	.150	.150	1.132	1.129	1.129	08/19/2016	08/17/2018		100,000.00	100,000.00	100.000000	0.00
SCOTT ROBERTS .150 8-22-			EC1700425	.150	.150	1.145	1.143	1.143	08/22/2016	08/22/2018		50,000.00	50,000.00	100.000000	0.00
ERIC JENSEN .150 8-22-18			EC1700433	.150	.150	1.145	1.143	1.143	08/22/2016	08/22/2018		97,170.00	97,170.00	100.000000	0.00
CAREY PUCKETT .150 8-22-			EC1700441	.150	.150	1.145	1.143	1.143	08/22/2016	08/22/2018		77,095.00	77,095.00	100.000000	0.00
STEVEN MARKOVICH .150 8			EC1700458	.150	.150	1.145	1.143	1.143	08/22/2016	08/22/2018		115,665.00	115,665.00	100.000000	0.00
RONALD KIDD .150 8-22-18			EC1700466	.150	.150	1.145	1.143	1.143	08/22/2016	08/22/2018		350,000.00	350,000.00	100.000000	0.00
JOSEPH CUSIMANO .150 8-2			EC1700474	.150	.150	1.145	1.143	1.143	08/22/2016	08/22/2018		81,335.00	81,335.00	100.000000	0.00
MARY SHIELDS .150 8-22-18			EC1700482	.150	.150	1.145	1.143	1.143	08/22/2016	08/22/2018		349,496.00	349,496.00	100.000000	0.00
JAMES WIGINGTON .150 8-			EC1700490	.150	.150	1.151	1.148	1.148	08/26/2016	08/24/2018		46,500.00	46,500.00	100.000000	0.00
ITHKICAN ENTERPR .150 9-			LD1700060	.150	.150	1.186	1.182	1.182	09/06/2016	09/06/2018		215,821.64	215,821.64	100.000000	0.00
WHITE DOVE MATTR .150 9			RE1700013	.150	.150	1.189	1.185	1.185	09/07/2016	09/07/2018		550,000.00	550,000.00	100.000000	0.00
JOSEPH NAGY .150 9-07-18			EC1700508	.150	.150	1.189	1.185	1.185	09/07/2016	09/07/2018		75,000.00	75,000.00	100.000000	0.00
MENKE BROS. CONS .150 9-			LD1700078	.150	.150	1.208	1.204	1.204	09/16/2016	09/14/2018		123,334.63	123,334.63	100.000000	0.00
DARL HARKLEROAD .150 9-			EC1700516	.150	.150	1.225	1.221	1.221	09/20/2016	09/20/2018		261,002.56	261,002.56	100.000000	0.00
TIMBERWOODS CAMP .150			LD1700086	.150	.150	1.244	1.240	1.240	09/27/2016	09/27/2018		100,000.00	100,000.00	100.000000	0.00
VIRGINIA FOX .150 9-27-18			EC1700524	.150	.150	1.244	1.240	1.240	09/27/2016	09/27/2018		181,895.00	181,895.00	100.000000	0.00
PETER CROWLEY .150 9-27-			EC1700532	.150	.150	1.244	1.240	1.240	09/27/2016	09/27/2018		204,332.70	204,332.70	100.000000	0.00
PAUL HICKS .150 9-27-18			EC1700540	.150	.150	1.244	1.240	1.240	09/27/2016	09/27/2018		350,000.00	350,000.00	100.000000	0.00
DAVID MOES .150 9-27-18			EC1700557	.150	.150	1.244	1.240	1.240	09/27/2016	09/27/2018		41,485.00	41,485.00	100.000000	0.00
ABIGAIL NORRIS T .150 9-2			EC1700565	.150	.150	1.244	1.240	1.240	09/27/2016	09/27/2018		175,007.00	175,007.00	100.000000	0.00
JOSHUA SCHMIDT .150 9-27			EC1700573	.150	.150	1.244	1.240	1.240	09/27/2016	09/27/2018		76,935.00	76,935.00	100.000000	0.00
JUSTIN AND KELLY .150 9-2			EC1700581	.150	.150	1.244	1.240	1.240	09/27/2016	09/27/2018		135,000.00	135,000.00	100.000000	0.00
ROXANNE DUDLEY .150 9-2			EC1700599	.150	.150	1.244	1.240	1.240	09/27/2016	09/27/2018		210,000.00	210,000.00	100.000000	0.00
COLIN VOGT .150 9-27-18			EC1700607	.150	.150	1.244	1.240	1.240	09/27/2016	09/27/2018		189,000.00	189,000.00	100.000000	0.00
RENE MILLER .150 9-27-18			EC1700615	.150	.150	1.244	1.240	1.240	09/27/2016	09/27/2018		350,000.00	350,000.00	100.000000	0.00
KELLY JONS .150 9-28-18			EC1700623	.150	.150	1.247	1.243	1.243	09/28/2016	09/28/2018		125,000.00	125,000.00	100.000000	0.00
MATHEW WADE .150 9-28-1			EC1700631	.150	.150	1.247	1.243	1.243	09/28/2016	09/28/2018		29,145.00	29,145.00	100.000000	0.00
KELLY GARRETT & .150 9-2			EC1700649	.150	.150	1.247	1.243	1.243	09/28/2016	09/28/2018		213,605.00	213,605.00	100.000000	0.00
LORETTA ALFORD .150 9-28			EC1700656	.150	.150	1.247	1.243	1.243	09/28/2016	09/28/2018		79,990.00	79,990.00	100.000000	0.00
THOMAS CADENHEAD .150			EC1700664	.150	.150	1.247	1.243	1.243	09/28/2016	09/28/2018		309,344.00	309,344.00	100.000000	0.00
SUZANNE SERRATO .150 9-			EC1700672	.150	.150	1.247	1.243	1.243	09/28/2016	09/28/2018		150,000.00	150,000.00	100.000000	0.00
THOMAS DEWITT .150 9-28-			EC1700680	.150	.150	1.247	1.243	1.243	09/28/2016	09/28/2018		210,000.00	210,000.00	100.000000	0.00
MARVIN EILERMAN .150 9-2			EC1700698	.150	.150	1.247	1.243	1.243	09/28/2016	09/28/2018		350,000.00	350,000.00	100.000000	0.00

Run Date: 7/6/2017 5:11:19 AM

Investments Outstanding As Of Date: 6/30/2017

INVESTMENT PORTFOLIO - POSITION DETAIL

Special Projects	Moodys	S&P	CUSIP	Coupon Rate	YIELD	WAL	Durtn	Effect Durtn	Purchase Date	Maturity Date	Call Date	Current Par Value	Current Book Value	Market Price	Unrealized Gain/ (Loss)
MATTHEW CAWLEY .150 9-2			EC1700706	.150	.150	1.247	1.243	1.243	09/28/2016	09/28/2018		245,000.00	245,000.00	100.000000	0.00
TEAMONE BEC LLC .150 9-2			LD1700094	.150	.150	1.247	1.243	1.243	09/28/2016	09/28/2018		240,000.00	240,000.00	100.000000	0.00
ITHKICAN ENTERPR .150 10			LD1700102	.150	.150	1.266	1.263	1.263	10/06/2016	10/05/2018		75,604.38	75,604.38	100.000000	0.00
WENDY CLINE .150 10-05-1			EC1700714	.150	.150	1.266	1.262	1.262	10/07/2016	10/05/2018		29,081.00	29,081.00	100.000000	0.00
ZACHARY PRICE .150 10-05-			EC1700722	.150	.150	1.266	1.262	1.262	10/07/2016	10/05/2018		60,000.00	60,000.00	100.000000	0.00
ELITE NATURESCAP .150 10			LD1700110	.150	.150	1.282	1.279	1.279	10/11/2016	10/11/2018		213,000.00	213,000.00	100.000000	0.00
HJR NEWLON LLC .150 10-1			LD1700128	.150	.150	1.285	1.282	1.282	10/12/2016	10/12/2018		230,584.94	230,584.94	100.000000	0.00
PRINTEX INC .150 10-12-18			LD1700136	.150	.150	1.304	1.302	1.302	10/21/2016	10/19/2018		258,444.80	258,444.80	100.000000	0.00
LISA BROWNING DD .150 1			LD1700144	.150	.150	1.304	1.301	1.301	10/21/2016	10/19/2018		233,914.24	233,914.24	100.000000	0.00
Todd Hunt .150 10-26-18			EC1700730	.150	.150	1.323	1.321	1.321	10/26/2016	10/26/2018		70,000.00	70,000.00	100.000000	0.00
William Dusseau .150 10-26-			EC1700748	.150	.150	1.323	1.321	1.321	10/26/2016	10/26/2018		350,000.00	350,000.00	100.000000	0.00
Dennis Marvich .150 10-26-1			EC1700755	.150	.150	1.323	1.321	1.321	10/26/2016	10/26/2018		95,040.00	95,040.00	100.000000	0.00
Jennifer Johnson .150 10-26			EC1700763	.150	.150	1.323	1.321	1.321	10/26/2016	10/26/2018		347,200.00	347,200.00	100.000000	0.00
Jeffery Berg .150 10-26-18			EC1700771	.150	.150	1.323	1.321	1.321	10/26/2016	10/26/2018		67,500.00	67,500.00	100.000000	0.00
David Snook .150 10-26-18			EC1700789	.150	.150	1.323	1.321	1.321	10/26/2016	10/26/2018		92,765.00	92,765.00	100.000000	0.00
JESSE DICKERSON .150 10-			EC1700797	.150	.150	1.323	1.321	1.321	10/27/2016	10/26/2018		250,000.00	250,000.00	100.000000	0.00
LORNA WILLIAMSON .150 1			EC1700805	.150	.150	1.323	1.321	1.321	10/27/2016	10/26/2018		119,960.00	119,960.00	100.000000	0.00
JERREL BLANKENSH .150 10			EC1700813	.150	.150	1.323	1.321	1.321	10/27/2016	10/26/2018		64,500.00	64,500.00	100.000000	0.00
JOHN-DANEILLE GW .150 10			EC1700821	.150	.150	1.323	1.321	1.321	10/27/2016	10/26/2018		206,696.00	206,696.00	100.000000	0.00
MICHAEL MCANGUS .150 10			EC1700839	.150	.150	1.323	1.321	1.321	10/27/2016	10/26/2018		329,000.00	329,000.00	100.000000	0.00
MARY RUGGIERI .150 10-26			EC1700847	.150	.150	1.323	1.321	1.321	10/27/2016	10/26/2018		96,464.55	96,464.55	100.000000	0.00
JOSEPH RAQUEPAW .150 10			EC1700854	.150	.150	1.323	1.321	1.321	10/27/2016	10/26/2018		114,205.00	114,205.00	100.000000	0.00
BARBARA FRENCH .150 10-2			EC1700862	.150	.150	1.323	1.321	1.321	10/27/2016	10/26/2018		133,380.00	133,380.00	100.000000	0.00
BENJAMIN BEDORE .150 10-			EC1700870	.150	.150	1.323	1.321	1.321	10/28/2016	10/26/2018		120,000.00	120,000.00	100.000000	0.00
RICHARD BROWN .150 10-2			EC1700888	.150	.150	1.323	1.321	1.321	10/28/2016	10/26/2018		72,500.00	72,500.00	100.000000	0.00
MICHAEL FERDINAN .150 10			EC1700896	.150	.150	1.323	1.321	1.321	10/28/2016	10/26/2018		25,000.00	25,000.00	100.000000	0.00
CHRISTOPHER MILN .150 10			EC1700904	.150	.150	1.323	1.321	1.321	10/28/2016	10/26/2018		308,682.50	308,682.50	100.000000	0.00
CYNTHIA WINSLOW .150 10			EC1700912	.150	.150	1.323	1.321	1.321	10/28/2016	10/26/2018		150,000.00	150,000.00	100.000000	0.00
VOSS BROTHERS SA .150 10			LD1700151	.150	.150	1.323	1.321	1.321	10/28/2016	10/26/2018		400,000.00	400,000.00	100.000000	0.00
JUST MIKES JERK .150 10-3			LD1700169	.150	.150	1.337	1.332	1.332	10/31/2016	10/31/2018		37,897.11	37,897.11	100.000000	0.00
BENROTH ENTERPRI .150 1			LD1700177	.150	.150	1.340	1.335	1.335	11/01/2016	11/01/2018		200,000.00	200,000.00	100.000000	0.00
3B VENTURES LLC .150 11-0			LD1700185	.150	.150	1.340	1.335	1.335	11/01/2016	11/01/2018		200,000.00	200,000.00	100.000000	0.00
4-K TIRE INC .150 10-12-18			LD1700201	.150	.150	1.359	1.354	1.354	11/08/2016	11/08/2018		350,649.52	350,649.52	100.000000	0.00

Run Date: 7/6/2017 5:11:19 AM

Investments Outstanding As Of Date: 6/30/2017

INVESTMENT PORTFOLIO - POSITION DETAIL

Special Projects	Moodys	S&P	CUSIP	Coupon Rate	YIELD	WAL	Durtn	Effect Durtn	Purchase Date	Maturity Date	Call Date	Current Par Value	Current Book Value	Market Price	Unrealized Gain/ (Loss)
KIDS COUNT INC. .150 11-0			LD1700193	.150	.150	1.359	1.354	1.354	11/08/2016	11/08/2018		26,152.59	26,152.59	100.000000	0.00
LARRY KLEILEIN .150 11-09-			EC1700920	.150	.150	1.362	1.357	1.357	11/09/2016	11/09/2018		163,541.00	163,541.00	100.000000	0.00
JOSEPH BROWNFIEL .150 1			EC1700938	.150	.150	1.362	1.357	1.357	11/09/2016	11/09/2018		34,475.00	34,475.00	100.000000	0.00
MICHELLE HULL .150 11-09-			EC1700946	.150	.150	1.362	1.357	1.357	11/09/2016	11/09/2018		150,000.00	150,000.00	100.000000	0.00
CHARLES KURTH .150 11-09			EC1700953	.150	.150	1.362	1.357	1.357	11/09/2016	11/09/2018		201,950.00	201,950.00	100.000000	0.00
MAZZULO ENTERPRI .150 1			LD1700219	.150	.150	1.381	1.376	1.376	11/17/2016	11/16/2018		127,516.69	127,516.69	100.000000	0.00
JAMES VANSKY			EC1700961	.150	.150	1.414	1.410	1.410	11/28/2016	11/28/2018		68,890.00	68,890.00	100.000000	0.00
DANIELLE FLOSLER-LUSSIE			EC1700987	.150	.150	1.414	1.410	1.410	11/28/2016	11/28/2018		103,965.00	103,965.00	100.000000	0.00
JOHN TANSEY			EC1700979	.150	.150	1.414	1.410	1.410	11/28/2016	11/28/2018		350,000.00	350,000.00	100.000000	0.00
DAVID WHEELAND			EC1700995	.150	.150	1.414	1.410	1.410	11/28/2016	11/28/2018		314,762.84	314,762.84	100.000000	0.00
MICHAEL WHITE			EC1701001	.150	.150	1.414	1.410	1.410	11/28/2016	11/28/2018		350,000.00	350,000.00	100.000000	0.00
DOUGLAS TYO			EC1701019	.150	.150	1.414	1.410	1.410	11/28/2016	11/28/2018		105,000.00	105,000.00	100.000000	0.00
EDWARD HOAR			EC1701027	.150	.150	1.414	1.410	1.410	11/28/2016	11/28/2018		260,036.00	260,036.00	100.000000	0.00
DAVID NERONI			EC1701035	.150	.150	1.416	1.412	1.412	11/29/2016	11/29/2018		100,000.00	100,000.00	100.000000	0.00
JAMES WISEMAN			EC1701043	.150	.150	1.416	1.412	1.412	11/29/2016	11/29/2018		75,000.00	75,000.00	100.000000	0.00
LOIS BROWN			EC1701050	.150	.150	1.416	1.412	1.412	11/29/2016	11/29/2018		50,000.00	50,000.00	100.000000	0.00
BETTE KLEIN			EC1701068	.150	.150	1.416	1.412	1.412	11/29/2016	11/29/2018		75,000.00	75,000.00	100.000000	0.00
PATRICK BRAY			EC1701084	.150	.150	1.416	1.412	1.412	11/29/2016	11/29/2018		192,115.00	192,115.00	100.000000	0.00
THOMAS DAVID KNAPP			EC1701092	.150	.150	1.416	1.412	1.412	11/29/2016	11/29/2018		155,000.00	155,000.00	100.000000	0.00
ALAN KNOWLES			EC1701100	.150	.150	1.416	1.412	1.412	11/29/2016	11/29/2018		103,140.00	103,140.00	100.000000	0.00
ROGER BALLERINO			EC1701118	.150	.150	1.416	1.412	1.412	11/29/2016	11/29/2018		51,230.00	51,230.00	100.000000	0.00
PHILIP GROSS			EC1701126	.150	.150	1.416	1.412	1.412	11/29/2016	11/29/2018		350,000.00	350,000.00	100.000000	0.00
LARRY SLUSHER			EC1701134	.150	.150	1.416	1.412	1.412	11/29/2016	11/29/2018		67,500.00	67,500.00	100.000000	0.00
CAITLYN MARSHFIELD			EC1701142	.150	.150	1.419	1.415	1.415	12/02/2016	11/30/2018		62,350.00	62,350.00	100.000000	0.00
BATAVIA DAIRY QUEEN			LD1700227	.150	.150	1.433	1.429	1.429	12/05/2016	12/05/2018		136,838.12	136,838.12	100.000000	0.00
JAMES BRUMBAUGH			EC1701159	.150	.150	1.438	1.435	1.435	12/07/2016	12/07/2018		196,250.00	196,250.00	100.000000	0.00
RENEE WHITED			EC1701167	.150	.150	1.438	1.435	1.435	12/08/2016	12/07/2018		278,555.83	278,555.83	100.000000	0.00
CLOUSE ELECTRIC INC			LD1700243	.150	.150	1.452	1.449	1.449	12/12/2016	12/12/2018		268,963.19	268,963.19	100.000000	0.00
FAITH YODER			EC1701175	.150	.150	1.458	1.454	1.454	12/15/2016	12/14/2018		90,000.00	90,000.00	100.000000	0.00
BURREY INSURANCE AGENC			LD1700250	.150	.150	1.458	1.454	1.454	12/16/2016	12/14/2018		400,000.00	400,000.00	100.000000	0.00
AUSTIN MEHL			EC1701191	.150	.150	1.458	1.454	1.454	12/16/2016	12/14/2018		60,000.00	60,000.00	100.000000	0.00
ASHFAQ AHMED			EC1701183	.150	.150	1.458	1.454	1.454	12/16/2016	12/14/2018		250,000.00	250,000.00	100.000000	0.00
LAURA BLUEBAUGH			EC1701209	.150	.150	1.471	1.468	1.468	12/19/2016	12/19/2018		41,325.00	41,325.00	100.000000	0.00

Run Date: 7/6/2017 5:11:19 AM

Investments Outstanding As Of Date: 6/30/2017

INVESTMENT PORTFOLIO - POSITION DETAIL

Special Projects	Moodys	S&P	CUSIP	Coupon Rate	YIELD	WAL	Durtn	Effect Durtn	Purchase Date	Maturity Date	Call Date	Current Par Value	Current Book Value	Market Price	Unrealized Gain/ (Loss)
EDWARD BOSE JR			EC1701217	.150	.150	1.471	1.468	1.468	12/19/2016	12/19/2018		178,500.00	178,500.00	100.000000	0.00
STEPHEN FRANCIS			EC1701225	.150	.150	1.471	1.468	1.468	12/19/2016	12/19/2018		350,000.00	350,000.00	100.000000	0.00
ROBIN HORTH			EC1701233	.150	.150	1.471	1.468	1.468	12/19/2016	12/19/2018		106,250.00	106,250.00	100.000000	0.00
JASON MIKES			EC1701241	.150	.150	1.471	1.468	1.468	12/19/2016	12/19/2018		190,000.00	190,000.00	100.000000	0.00
SHELDON STUTZMAN			EC1701258	.150	.150	1.471	1.468	1.468	12/19/2016	12/19/2018		114,800.00	114,800.00	100.000000	0.00
PAUL SWEENEY			EC1701266	.150	.150	1.471	1.468	1.468	12/19/2016	12/19/2018		64,500.00	64,500.00	100.000000	0.00
JANICE WILSON			EC1701274	.150	.150	1.471	1.468	1.468	12/19/2016	12/19/2018		150,000.00	150,000.00	100.000000	0.00
JOSEPH ZIMMERMAN			EC1701282	.150	.150	1.471	1.468	1.468	12/19/2016	12/19/2018		31,405.00	31,405.00	100.000000	0.00
WENDY CLINE			EC1701290	.150	.150	1.471	1.468	1.468	12/19/2016	12/19/2018		174,486.00	174,486.00	100.000000	0.00
ROBERT CROWDER			EC1701308	.150	.150	1.477	1.473	1.473	12/22/2016	12/21/2018		74,165.00	74,165.00	100.000000	0.00
DOMINIC ESPOSITO			EC1701316	.150	.150	1.477	1.473	1.473	12/22/2016	12/21/2018		175,007.00	175,007.00	100.000000	0.00
SAM HAND			EC1701324	.150	.150	1.477	1.473	1.473	12/22/2016	12/21/2018		130,000.00	130,000.00	100.000000	0.00
WESLEY LEWIS			EC1701332	.150	.150	1.477	1.473	1.473	12/22/2016	12/21/2018		184,436.00	184,436.00	100.000000	0.00
JOSEPH LOVETT			EC1701340	.150	.150	1.477	1.473	1.473	12/22/2016	12/21/2018		350,000.00	350,000.00	100.000000	0.00
STEPHEN ROSHON			EC1701357	.150	.150	1.477	1.473	1.473	12/22/2016	12/21/2018		150,000.00	150,000.00	100.000000	0.00
CURTIS SCOTT			EC1701365	.150	.150	1.477	1.473	1.473	12/22/2016	12/21/2018		115,000.00	115,000.00	100.000000	0.00
DON SHAFER			EC1701373	.150	.150	1.477	1.473	1.473	12/22/2016	12/21/2018		197,050.00	197,050.00	100.000000	0.00
ANGELA SMITH			EC1701381	.150	.150	1.477	1.473	1.473	12/22/2016	12/21/2018		51,500.00	51,500.00	100.000000	0.00
PETER WALKER			EC1701399	.150	.150	1.477	1.473	1.473	12/23/2016	12/21/2018		47,299.75	47,299.75	100.000000	0.00
CHRISTOPHER STOLL			EC1701407	.150	.150	1.477	1.473	1.473	12/23/2016	12/21/2018		107,060.00	107,060.00	100.000000	0.00
TP TECH LLC			LD1700268	.150	.150	1.493	1.491	1.491	12/27/2016	12/27/2018		186,464.15	186,464.15	100.000000	0.00
SADLER CORPORATION			LD1700276	.150	.150	1.496	1.493	1.493	12/29/2016	12/28/2018		100,000.00	100,000.00	100.000000	0.00
BID OHIO			LD17B0274	.670	.670	.033	.033	.033	01/04/2017	07/12/2017		5,000,000.00	5,000,000.00	100.000000	0.00
BID OHIO			LD17B0282	.670	.670	.033	.033	.033	01/04/2017	07/12/2017		2,000,000.00	2,000,000.00	100.000000	0.00
BID OHIO			LD17B0290	.670	.670	.033	.033	.033	01/04/2017	07/12/2017		2,000,000.00	2,000,000.00	100.000000	0.00
MELISSA LAZUKA			EC1701415	.150	.150	1.515	1.510	1.510	01/05/2017	01/04/2019		121,575.00	121,575.00	100.000000	0.00
DEBANDALE PRINTING INC			LD1700284	.500	.500	1.534	1.525	1.525	01/11/2017	01/11/2019		32,000.00	32,000.00	100.000000	0.00
NAILS 90 NAILS & SPA LLC			LD1700292	.150	.150	1.570	1.565	1.565	01/24/2017	01/24/2019		341,496.20	341,496.20	100.000000	0.00
MARK ROGERS			EC1701423	.150	.150	1.573	1.568	1.568	01/26/2017	01/25/2019		200,195.00	200,195.00	100.000000	0.00
JAMES BURCHAM			EC1701522	.150	.150	1.573	1.568	1.568	01/26/2017	01/25/2019		74,750.00	74,750.00	100.000000	0.00
LOUIS THOMPSON			EC1701431	.150	.150	1.573	1.568	1.568	01/26/2017	01/25/2019		350,000.00	350,000.00	100.000000	0.00
CHARLES WORKMAN			EC1701530	.150	.150	1.573	1.568	1.568	01/26/2017	01/25/2019		200,000.00	200,000.00	100.000000	0.00
MITCHELL CONN			EC1701449	.150	.150	1.573	1.568	1.568	01/26/2017	01/25/2019		109,700.00	109,700.00	100.000000	0.00

Run Date: 7/6/2017 5:11:19 AM

Investments Outstanding As Of Date: 6/30/2017

INVESTMENT PORTFOLIO - POSITION DETAIL

Special Projects	Moodys	S&P	CUSIP	Coupon Rate	YIELD	WAL	Durtn	Effect Durtn	Purchase Date	Maturity Date	Call Date	Current Par Value	Current Book Value	Market Price	Unrealized Gain/ (Loss)
MELVIN JONES			EC1701548	.150	.150	1.573	1.568	1.568	01/26/2017	01/25/2019		111,500.00	111,500.00	100.000000	0.00
ADAM GERBER			EC1701456	.150	.150	1.573	1.568	1.568	01/26/2017	01/25/2019		80,000.00	80,000.00	100.000000	0.00
DEBORAH TANAKA			EC1701555	.150	.150	1.573	1.568	1.568	01/26/2017	01/25/2019		323,260.00	323,260.00	100.000000	0.00
MARGARET ANN GOODMAN			EC1701464	.150	.150	1.573	1.568	1.568	01/26/2017	01/25/2019		140,560.00	140,560.00	100.000000	0.00
SHAYNE HARVEY			EC1701563	.150	.150	1.573	1.568	1.568	01/26/2017	01/25/2019		276,500.00	276,500.00	100.000000	0.00
WILLIAM BURSLEY			EC1701472	.150	.150	1.573	1.568	1.568	01/26/2017	01/25/2019		24,900.00	24,900.00	100.000000	0.00
ANTHONY RYNO			EC1701571	.150	.150	1.573	1.568	1.568	01/26/2017	01/25/2019		350,000.00	350,000.00	100.000000	0.00
WILLIAM FOOTE			EC1701480	.150	.150	1.573	1.568	1.568	01/26/2017	01/25/2019		122,500.00	122,500.00	100.000000	0.00
JANE USHER			EC1701589	.150	.150	1.573	1.568	1.568	01/26/2017	01/25/2019		50,000.00	50,000.00	100.000000	0.00
PATRICIA LARSON			EC1701498	.150	.150	1.573	1.568	1.568	01/26/2017	01/25/2019		53,195.00	53,195.00	100.000000	0.00
DAVID KRALL			EC1701597	.150	.150	1.573	1.568	1.568	01/26/2017	01/25/2019		236,250.00	236,250.00	100.000000	0.00
RICKEY RULMAN			EC1701506	.150	.150	1.573	1.568	1.568	01/26/2017	01/25/2019		267,274.00	267,274.00	100.000000	0.00
RYAN LONG			EC1701605	.150	.150	1.573	1.568	1.568	01/26/2017	01/25/2019		245,000.00	245,000.00	100.000000	0.00
FRED WAGNER			EC1701514	.150	.150	1.573	1.568	1.568	01/26/2017	01/25/2019		51,575.00	51,575.00	100.000000	0.00
ROBERT KRAMB			EC1701613	.150	.150	1.573	1.568	1.568	01/26/2017	01/25/2019		75,000.00	75,000.00	100.000000	0.00
J.A. MCMAHON INC.			LD1700300	.500	.500	1.589	1.578	1.578	01/31/2017	01/31/2019		400,000.00	400,000.00	100.000000	0.00
HOFFMANN GOTTFRIED MA			LD1700318	.500	.500	1.592	1.579	1.579	02/03/2017	02/01/2019		350,527.40	350,527.40	100.000000	0.00
WON LEASING LLC.			LD1700326	.150	.150	1.611	1.604	1.604	02/08/2017	02/08/2019		138,494.50	138,494.50	100.000000	0.00
BID OHIO			LD17B0332	.700	.700	.090	.090	.090	02/08/2017	08/02/2017		2,000,000.00	2,000,000.00	100.000000	0.00
BID OHIO			LD17B0340	.700	.700	.090	.090	.090	02/08/2017	08/02/2017		3,500,000.00	3,500,000.00	100.000000	0.00
BID OHIO			LD17B0365	.700	.700	.090	.090	.090	02/08/2017	08/02/2017		1,000,000.00	1,000,000.00	100.000000	0.00
BID OHIO			LD17B0373	.700	.700	.090	.090	.090	02/08/2017	08/02/2017		1,000,000.00	1,000,000.00	100.000000	0.00
BID OHIO			LD17B0381	.700	.700	.090	.090	.090	02/08/2017	08/02/2017		5,000,000.00	5,000,000.00	100.000000	0.00
BID OHIO			LD17B0357	.700	.700	.090	.090	.090	02/08/2017	08/02/2017		5,000,000.00	5,000,000.00	100.000000	0.00
PREMIER INTEGRATION			LD1700334	.150	.150	1.611	1.604	1.604	02/09/2017	02/08/2019		96,523.85	96,523.85	100.000000	0.00
VERDI S ITALIAN MRKT BEL			LD1700342	.150	.150	1.627	1.621	1.621	02/14/2017	02/14/2019		209,177.09	209,177.09	100.000000	0.00
TIMOTHY SNODGRASS			EC1701647	.150	.150	1.647	1.640	1.640	02/21/2017	02/21/2019		99,075.00	99,075.00	100.000000	0.00
BRYAN STORK			EC1701654	.150	.150	1.647	1.640	1.640	02/21/2017	02/21/2019		78,585.00	78,585.00	100.000000	0.00
AMY HARRUFF			EC1701670	.150	.150	1.647	1.640	1.640	02/21/2017	02/21/2019		70,000.00	70,000.00	100.000000	0.00
ALLAN KING			EC1701662	.150	.150	1.647	1.640	1.640	02/21/2017	02/21/2019		266,000.00	266,000.00	100.000000	0.00
DOUGLAS EVANS			EC1701688	.150	.150	1.647	1.640	1.640	02/21/2017	02/21/2019		150,000.00	150,000.00	100.000000	0.00
CATHERINE SWAMI			EC1701621	.500	.500	1.647	1.637	1.637	02/21/2017	02/21/2019		117,845.00	117,845.00	100.000000	0.00
JASON KOUVARAS			EC1701639	.500	.500	1.647	1.637	1.637	02/21/2017	02/21/2019		75,000.00	75,000.00	100.000000	0.00

Run Date: 7/6/2017 5:11:19 AM

Investments Outstanding As Of Date: 6/30/2017

INVESTMENT PORTFOLIO - POSITION DETAIL

Special Projects	Moodys	S&P	CUSIP	Coupon Rate	YIELD	WAL	Durtn	Effect Durtn	Purchase Date	Maturity Date	Call Date	Current Par Value	Current Book Value	Market Price	Unrealized Gain/ (Loss)
SHANE BROOKE			EC1701696	.500	.500	1.649	1.639	1.639	02/23/2017	02/22/2019		200,000.00	200,000.00	100.000000	0.00
GEORGE GOLEY			EC1701704	.150	.150	1.649	1.643	1.643	02/23/2017	02/22/2019		41,275.00	41,275.00	100.000000	0.00
BJORN KEMPER			EC1701712	.150	.150	1.649	1.643	1.643	02/23/2017	02/22/2019		105,000.00	105,000.00	100.000000	0.00
CHRISTOPHER MCGEE			EC1701720	.150	.150	1.649	1.643	1.643	02/23/2017	02/22/2019		343,518.00	343,518.00	100.000000	0.00
JON & AMY RIGGS			EC1701738	.150	.150	1.649	1.643	1.643	02/23/2017	02/22/2019		169,054.60	169,054.60	100.000000	0.00
JON DURRENBERG			EC1701746	.150	.150	1.649	1.643	1.643	02/23/2017	02/22/2019		245,000.00	245,000.00	100.000000	0.00
JEREMY EVERDING			EC1701753	.150	.150	1.649	1.643	1.643	02/23/2017	02/22/2019		100,000.00	100,000.00	100.000000	0.00
EDWARD GOEDDE			EC1701761	.500	.500	1.663	1.653	1.653	02/27/2017	02/27/2019		221,536.00	221,536.00	100.000000	0.00
MATTHEW SLOAT			EC1701779	.500	.500	1.663	1.653	1.653	02/27/2017	02/27/2019		252,000.00	252,000.00	100.000000	0.00
DAVID AND AMBER RADER			EC1701787	.150	.150	1.663	1.657	1.657	02/27/2017	02/27/2019		61,625.00	61,625.00	100.000000	0.00
STEVEN LAPE			EC1701795	.500	.500	1.663	1.653	1.653	02/27/2017	02/27/2019		73,785.00	73,785.00	100.000000	0.00
QUALITY PANEL LLC			LD1700359	.500	.500	1.666	1.662	1.662	02/28/2017	02/28/2019		51,287.00	51,287.00	100.000000	0.00
HOUSE OF ROSE N GARDEN			LD1700367	.500	.500	1.666	1.662	1.662	02/28/2017	02/28/2019		202,488.79	202,488.79	100.000000	0.00
OHIO CUSTOM DOOR LLC			LD1700375	.500	.500	1.668	1.664	1.664	03/02/2017	03/01/2019		138,307.00	138,307.00	100.000000	0.00
FABRIZIO and SHULTZ LLC			LD1700383	.500	.500	1.668	1.662	1.662	03/03/2017	03/01/2019		250,000.00	250,000.00	100.000000	0.00
BID OHIO			LD17B0423	.900	.900	.186	.186	.186	03/08/2017	09/06/2017		1,000,000.00	1,000,000.00	100.000000	0.00
BID OHIO			LD17B0431	.900	.900	.186	.186	.186	03/08/2017	09/06/2017		1,000,000.00	1,000,000.00	100.000000	0.00
BID OHIO			LD17B0449	.900	.900	.186	.186	.186	03/08/2017	09/06/2017		3,000,000.00	3,000,000.00	100.000000	0.00
HUMBERT SANITARY SERVI			LD1700391	.150	.150	1.726	1.726	1.726	03/24/2017	03/22/2019		90,011.81	90,011.81	100.000000	0.00
ROBERT KARL			EC1701803	.500	.500	1.726	1.723	1.723	03/24/2017	03/22/2019		85,182.50	85,182.50	100.000000	0.00
PACKED FOR PARADISE INC			LD1700409	.500	.500	1.740	1.737	1.737	03/27/2017	03/27/2019		60,000.00	60,000.00	100.000000	0.00
JULIE JABLONOWSKI			EC1701811	.500	.500	1.740	1.737	1.737	03/27/2017	03/27/2019		189,000.00	189,000.00	100.000000	0.00
CARL MARLEY			EC1701829	.500	.500	1.740	1.737	1.737	03/27/2017	03/27/2019		328,440.00	328,440.00	100.000000	0.00
DREW STAFFORD			EC1701837	.500	.500	1.740	1.737	1.737	03/27/2017	03/27/2019		87,500.00	87,500.00	100.000000	0.00
TREVOR CASTO			EC1701845	.500	.500	1.740	1.737	1.737	03/27/2017	03/27/2019		50,000.00	50,000.00	100.000000	0.00
JASON CERVENEC			EC1701852	.500	.500	1.740	1.737	1.737	03/27/2017	03/27/2019		64,375.00	64,375.00	100.000000	0.00
MIKEL LYDY			EC1701860	.150	.150	1.740	1.740	1.740	03/27/2017	03/27/2019		92,347.05	92,347.05	100.000000	0.00
GREGORY HITZHUSEN			EC1701878	.500	.500	1.740	1.737	1.737	03/27/2017	03/27/2019		350,000.00	350,000.00	100.000000	0.00
GEORGE FERKINS			EC1701886	.150	.150	1.740	1.740	1.740	03/27/2017	03/27/2019		350,000.00	350,000.00	100.000000	0.00
LINDA ISSEL			EC1701894	.150	.150	1.740	1.740	1.740	03/27/2017	03/27/2019		223,930.00	223,930.00	100.000000	0.00
VILLAGE HARDWARE INC			RE1700021	.150	.150	1.740	1.740	1.740	03/27/2017	03/27/2019		213,622.38	213,622.38	100.000000	0.00
SOUTHWOOD LUMBERandP			LD1700417	.500	.500	1.668	1.663	1.663	03/29/2017	03/01/2019		400,000.00	400,000.00	100.000000	0.00
FLOHR MACHINE COMPANY			LD1700425	.500	.500	1.759	1.753	1.753	04/03/2017	04/03/2019		300,000.00	300,000.00	100.000000	0.00

Run Date: 7/6/2017 5:11:19 AM

Investments Outstanding As Of Date: 6/30/2017

INVESTMENT PORTFOLIO - POSITION DETAIL

Special Projects	Moodys	S&P	CUSIP	Coupon Rate	YIELD	WAL	Durtn	Effect Durtn	Purchase Date	Maturity Date	Call Date	Current Par Value	Current Book Value	Market Price	Unrealized Gain/ (Loss)
BID OHIO			LD17B0464	.950	.950	.263	.263	.263	04/05/2017	10/04/2017		2,000,000.00	2,000,000.00	100.000000	0.00
BID OHIO			LD17B0480	.950	.950	.263	.263	.263	04/05/2017	10/04/2017		3,000,000.00	3,000,000.00	100.000000	0.00
BID OHIO			LD17B0472	.950	.950	.263	.263	.263	04/05/2017	10/04/2017		5,000,000.00	5,000,000.00	100.000000	0.00
NATIONAL GRANITE LUXURI			LD1700433	.750	.750	1.764	1.756	1.756	04/05/2017	04/05/2019		400,000.00	400,000.00	100.000000	0.00
THE DAAVLIN DISTRIBUTIN			LD1700441	.750	.750	1.764	1.753	1.753	04/06/2017	04/05/2019		400,000.00	400,000.00	100.000000	0.00
LEADING EDGE DENTAL LAB			LD1700458	.750	.750	1.764	1.756	1.756	04/07/2017	04/05/2019		24,299.63	24,299.63	100.000000	0.00
CHRISTOPHER HARMON			EC1701902	.750	.750	1.778	1.770	1.770	04/10/2017	04/10/2019		45,000.00	45,000.00	100.000000	0.00
J&O PLASTICS INC.			LD1700466	.750	.750	1.784	1.776	1.776	04/13/2017	04/12/2019		400,000.00	400,000.00	100.000000	0.00
MICHAEL FRANTZ			AG1700024	.750	.750	.784	.783	.783	04/20/2017	04/12/2018		15,000.00	15,000.00	100.000000	0.00
BRIDENBAUGH FAMILY HER			AG1700032	.750	.750	.784	.783	.783	04/20/2017	04/12/2018		25,000.00	25,000.00	100.000000	0.00
JAMES WILLIAMS III			AG1700040	.750	.750	.784	.783	.783	04/20/2017	04/12/2018		30,000.00	30,000.00	100.000000	0.00
LYNN COLLERT			AG1700057	.750	.750	.784	.783	.783	04/20/2017	04/12/2018		40,000.00	40,000.00	100.000000	0.00
JEFF MAY			AG1700065	.750	.750	.784	.783	.783	04/20/2017	04/12/2018		47,500.00	47,500.00	100.000000	0.00
EDWARD BRICKNER			AG1700073	.750	.750	.784	.783	.783	04/20/2017	04/12/2018		65,000.00	65,000.00	100.000000	0.00
C. MARK HERSHBERGER			AG1700081	.750	.750	.784	.783	.783	04/20/2017	04/12/2018		80,000.00	80,000.00	100.000000	0.00
ACHESON FARMS			AG1700099	.750	.750	.784	.783	.783	04/20/2017	04/12/2018		84,000.00	84,000.00	100.000000	0.00
ALLAN LUCAS			AG1700644	.750	.750	.784	.783	.783	04/20/2017	04/12/2018		35,000.00	35,000.00	100.000000	0.00
JERRY FRANTZ			AG1700107	.750	.750	.784	.783	.783	04/20/2017	04/12/2018		100,000.00	100,000.00	100.000000	0.00
JOHN GAZAREK			AG1700115	.750	.750	.784	.783	.783	04/20/2017	04/12/2018		120,000.00	120,000.00	100.000000	0.00
ROBERT L. RIEMAN			AG1700123	.750	.750	.784	.783	.783	04/20/2017	04/12/2018		120,000.00	120,000.00	100.000000	0.00
RICHARD BIXEL			AG1700131	.750	.750	.784	.783	.783	04/20/2017	04/12/2018		140,000.00	140,000.00	100.000000	0.00
MICHAEL BASINGER			AG1700149	.750	.750	.784	.783	.783	04/20/2017	04/12/2018		150,000.00	150,000.00	100.000000	0.00
NEAL HARRIS			AG1700156	.750	.750	.784	.783	.783	04/20/2017	04/12/2018		150,000.00	150,000.00	100.000000	0.00
WADE MOSER			AG1700164	.750	.750	.784	.783	.783	04/20/2017	04/12/2018		150,000.00	150,000.00	100.000000	0.00
ROBERT ZIMMERMAN			AG1700172	.750	.750	.784	.783	.783	04/20/2017	04/12/2018		150,000.00	150,000.00	100.000000	0.00
DEAN BIXEL			AG1700180	.750	.750	.784	.783	.783	04/20/2017	04/12/2018		150,000.00	150,000.00	100.000000	0.00
G & R FARMS FLP			AG1700198	.750	.750	.784	.783	.783	04/20/2017	04/12/2018		150,000.00	150,000.00	100.000000	0.00
MEYER RIVERVIEW FARMS I			AG1700206	.750	.750	.784	.783	.783	04/20/2017	04/12/2018		150,000.00	150,000.00	100.000000	0.00
POTATO CREEK FARMS INC			AG1700214	.750	.750	.784	.783	.783	04/20/2017	04/12/2018		150,000.00	150,000.00	100.000000	0.00
SCHUMACHER & BASINGER			AG1700222	.750	.750	.784	.783	.783	04/20/2017	04/12/2018		150,000.00	150,000.00	100.000000	0.00
TNT FARMS LLC			AG1700230	.750	.750	.784	.783	.783	04/20/2017	04/12/2018		150,000.00	150,000.00	100.000000	0.00
WILLIAMS FARMS LLC			AG1700248	.750	.750	.784	.783	.783	04/20/2017	04/12/2018		150,000.00	150,000.00	100.000000	0.00
TROYER CUSTOM FARMING			AG1700461	.750	.750	.784	.783	.783	04/20/2017	04/12/2018		100,000.00	100,000.00	100.000000	0.00

Run Date: 7/6/2017 5:11:19 AM

Investments Outstanding As Of Date: 6/30/2017

INVESTMENT PORTFOLIO - POSITION DETAIL

Special Projects	Moodys	S&P	CUSIP	Coupon Rate	YIELD	WAL	Durtn	Effect Durtn	Purchase Date	Maturity Date	Call Date	Current Par Value	Current Book Value	Market Price	Unrealized Gain/ (Loss)
ROGER GERSCHUTZ			AG1700479	.750	.750	.784	.783	.783	04/20/2017	04/12/2018		150,000.00	150,000.00	100.000000	0.00
PAHL FARMS LLC			AG1700487	.750	.750	.784	.783	.783	04/20/2017	04/12/2018		150,000.00	150,000.00	100.000000	0.00
RANDAL ROSEBROCK			AG1700495	.750	.750	.784	.783	.783	04/20/2017	04/12/2018		150,000.00	150,000.00	100.000000	0.00
DAKS INVESTMENTS INC			AG1700503	.750	.750	.784	.783	.783	04/20/2017	04/12/2018		150,000.00	150,000.00	100.000000	0.00
CUSTOM AG INNOVATIONS			AG1700511	.750	.750	.784	.783	.783	04/20/2017	04/12/2018		150,000.00	150,000.00	100.000000	0.00
SAND RIDGE FARM LLC			AG1700529	.750	.750	.784	.783	.783	04/20/2017	04/12/2018		80,000.00	80,000.00	100.000000	0.00
ROBERT NONEMAN			AG1700537	.750	.750	.784	.783	.783	04/20/2017	04/12/2018		150,000.00	150,000.00	100.000000	0.00
MVH CUSTOM WORK LLC			AG1700545	.750	.750	.784	.783	.783	04/20/2017	04/12/2018		75,000.00	75,000.00	100.000000	0.00
WINEGARDNER BROTHERS			AG1700552	.750	.750	.784	.783	.783	04/20/2017	04/12/2018		150,000.00	150,000.00	100.000000	0.00
CHARLES SMITH			AG1700560	.750	.750	.784	.783	.783	04/20/2017	04/12/2018		150,000.00	150,000.00	100.000000	0.00
RANDY POHLMAN			AG1700578	.750	.750	.784	.783	.783	04/20/2017	04/12/2018		150,000.00	150,000.00	100.000000	0.00
NORBERT EBBESKOTTE			AG1700586	.750	.750	.784	.783	.783	04/20/2017	04/12/2018		40,000.00	40,000.00	100.000000	0.00
DORVIN BEAR			AG1700594	.750	.750	.784	.783	.783	04/20/2017	04/12/2018		150,000.00	150,000.00	100.000000	0.00
DAVID WEHRI			AG1700602	.750	.750	.784	.783	.783	04/20/2017	04/12/2018		40,000.00	40,000.00	100.000000	0.00
DAVID NOGGLE			AG1700610	.750	.750	.784	.783	.783	04/20/2017	04/12/2018		70,000.00	70,000.00	100.000000	0.00
TODD MASON			AG1700628	.750	.750	.784	.783	.783	04/20/2017	04/12/2018		50,000.00	50,000.00	100.000000	0.00
JEFFERY HAYS			AG1700636	.750	.750	.784	.783	.783	04/20/2017	04/12/2018		85,000.00	85,000.00	100.000000	0.00
DAVID YOUNGPETER			AG1700651	.750	.750	.784	.783	.783	04/20/2017	04/12/2018		150,000.00	150,000.00	100.000000	0.00
MARVIN THOMPSON			AG1700669	.750	.750	.784	.783	.783	04/20/2017	04/12/2018		100,000.00	100,000.00	100.000000	0.00
AARON NICHOLS			AG1700990	.750	.750	.784	.783	.783	04/20/2017	04/12/2018		5,000.00	5,000.00	100.000000	0.00
KAHLE FARMS			AG1701055	.750	.750	.784	.783	.783	04/20/2017	04/12/2018		75,000.00	75,000.00	100.000000	0.00
ROBERT ERNEST			AG1701022	.750	.750	.784	.783	.783	04/20/2017	04/12/2018		100,000.00	100,000.00	100.000000	0.00
WENNINGER FARMS LLC			AG1700677	.750	.750	.784	.783	.783	04/20/2017	04/12/2018		150,000.00	150,000.00	100.000000	0.00
BRADY FAMILY PARTNERSH			AG1700685	.750	.750	.784	.783	.783	04/20/2017	04/12/2018		150,000.00	150,000.00	100.000000	0.00
GLEN MCCLURE			AG1700693	.750	.750	.784	.783	.783	04/20/2017	04/12/2018		150,000.00	150,000.00	100.000000	0.00
JEFFERY KLINGLER			AG1700701	.750	.750	.784	.783	.783	04/20/2017	04/12/2018		95,000.00	95,000.00	100.000000	0.00
D&K BURKHOLDER FARMS			AG1701048	.750	.750	.784	.783	.783	04/20/2017	04/12/2018		100,000.00	100,000.00	100.000000	0.00
HUTCHINSON BROTHERS			AG1700719	.750	.750	.784	.783	.783	04/20/2017	04/12/2018		25,000.00	25,000.00	100.000000	0.00
JAMES BLUCK			AG1700727	.750	.750	.784	.783	.783	04/20/2017	04/12/2018		150,000.00	150,000.00	100.000000	0.00
N MILLER			AG1700735	.750	.750	.784	.783	.783	04/20/2017	04/12/2018		100,000.00	100,000.00	100.000000	0.00
LARRY LUDWIG			AG1700933	.750	.750	.784	.783	.783	04/20/2017	04/12/2018		110,000.00	110,000.00	100.000000	0.00
RICK MILLER			AG1700743	.750	.750	.784	.783	.783	04/20/2017	04/12/2018		95,000.00	95,000.00	100.000000	0.00
ROBERT E NIESE FARMS			AG1700750	.750	.750	.784	.783	.783	04/20/2017	04/12/2018		75,000.00	75,000.00	100.000000	0.00

Run Date: 7/6/2017 5:11:19 AM

Investments Outstanding As Of Date: 6/30/2017

INVESTMENT PORTFOLIO - POSITION DETAIL

Special Projects	Moodys	S&P	CUSIP	Coupon Rate	YIELD	WAL	Durtn	Effect Durtn	Purchase Date	Maturity Date	Call Date	Current Par Value	Current Book Value	Market Price	Unrealized Gain/ (Loss)
HEFNER FARMS			AG1700925	.750	.750	.784	.783	.783	04/20/2017	04/12/2018		120,000.00	120,000.00	100.000000	0.00
EDWARD GOLLIDAY			AG1700966	.750	.750	.784	.783	.783	04/20/2017	04/12/2018		120,000.00	120,000.00	100.000000	0.00
R RETTIG			AG1701014	.750	.750	.784	.783	.783	04/20/2017	04/12/2018		120,000.00	120,000.00	100.000000	0.00
C&S BIXEL FARMS			AG1700768	.750	.750	.784	.783	.783	04/20/2017	04/12/2018		150,000.00	150,000.00	100.000000	0.00
JIM MCCLURE			AG1700883	.750	.750	.784	.783	.783	04/20/2017	04/12/2018		150,000.00	150,000.00	100.000000	0.00
DAN J WAGNER FARMS LLC			AG1700891	.750	.750	.784	.783	.783	04/20/2017	04/12/2018		150,000.00	150,000.00	100.000000	0.00
CHRISTOPHER MAXWELL			AG1700347	.750	.750	.784	.783	.783	04/20/2017	04/12/2018		30,000.00	30,000.00	100.000000	0.00
RANDALL BUNN			AG1700776	.750	.750	.784	.783	.783	04/20/2017	04/12/2018		150,000.00	150,000.00	100.000000	0.00
DELONG FARMS			AG1700909	.750	.750	.784	.783	.783	04/20/2017	04/12/2018		150,000.00	150,000.00	100.000000	0.00
KAHLE BROS FARMS			AG1700784	.750	.750	.784	.783	.783	04/20/2017	04/12/2018		150,000.00	150,000.00	100.000000	0.00
GARY ORDWAY			AG1700453	.750	.750	.784	.783	.783	04/20/2017	04/12/2018		30,000.00	30,000.00	100.000000	0.00
KAHLE CATTLE			AG1700792	.750	.750	.784	.783	.783	04/20/2017	04/12/2018		150,000.00	150,000.00	100.000000	0.00
DON LIMES FARMS			AG1700917	.750	.750	.784	.783	.783	04/20/2017	04/12/2018		150,000.00	150,000.00	100.000000	0.00
MICHAEL J. STECHSCHULTE			AG1700800	.750	.750	.784	.783	.783	04/20/2017	04/12/2018		150,000.00	150,000.00	100.000000	0.00
R MONTGOMERY			AG1700818	.750	.750	.784	.783	.783	04/20/2017	04/12/2018		100,000.00	100,000.00	100.000000	0.00
HEATH FARMS			AG1700941	.750	.750	.784	.783	.783	04/20/2017	04/12/2018		150,000.00	150,000.00	100.000000	0.00
STEVEN TROYER			AG1700321	.750	.750	.784	.783	.783	04/20/2017	04/12/2018		35,000.00	35,000.00	100.000000	0.00
D WARREN			AG1700826	.750	.750	.784	.783	.783	04/20/2017	04/12/2018		150,000.00	150,000.00	100.000000	0.00
M BRYAN			AG1700834	.750	.750	.784	.783	.783	04/20/2017	04/12/2018		120,000.00	120,000.00	100.000000	0.00
JAMES FARMS			AG1700958	.750	.750	.784	.783	.783	04/20/2017	04/12/2018		150,000.00	150,000.00	100.000000	0.00
S KILL			AG1700842	.750	.750	.784	.783	.783	04/20/2017	04/12/2018		150,000.00	150,000.00	100.000000	0.00
C. DAVID AND JANA D. CAU			AG1700974	.750	.750	.784	.783	.783	04/20/2017	04/12/2018		150,000.00	150,000.00	100.000000	0.00
K FISHER			AG1700859	.750	.750	.784	.783	.783	04/20/2017	04/12/2018		150,000.00	150,000.00	100.000000	0.00
TED LYMANSTALL			AG1700263	.750	.750	.784	.783	.783	04/20/2017	04/12/2018		50,000.00	50,000.00	100.000000	0.00
JAMES J AND DEAN G SCHR			AG1700867	.750	.750	.784	.783	.783	04/20/2017	04/12/2018		85,000.00	85,000.00	100.000000	0.00
JEFFREY L. TURNER			AG1700982	.750	.750	.784	.783	.783	04/20/2017	04/12/2018		150,000.00	150,000.00	100.000000	0.00
SSB FARMS LLC			AG1700875	.750	.750	.784	.783	.783	04/20/2017	04/12/2018		90,000.00	90,000.00	100.000000	0.00
BRIAN WELLY			AG1701006	.750	.750	.784	.783	.783	04/20/2017	04/12/2018		150,000.00	150,000.00	100.000000	0.00
LYNN FITZWATER			AG1700297	.750	.750	.784	.783	.783	04/20/2017	04/12/2018		60,000.00	60,000.00	100.000000	0.00
BALLINGER FARMS			AG1701030	.750	.750	.784	.783	.783	04/20/2017	04/12/2018		150,000.00	150,000.00	100.000000	0.00
TODD WYSS			AG1701063	.750	.750	.784	.783	.783	04/20/2017	04/12/2018		150,000.00	150,000.00	100.000000	0.00
MARK WILKERSON			AG1700438	.750	.750	.784	.783	.783	04/20/2017	04/12/2018		75,000.00	75,000.00	100.000000	0.00
BELLINGER FARMS			AG1701071	.750	.750	.784	.783	.783	04/20/2017	04/12/2018		150,000.00	150,000.00	100.000000	0.00

Run Date: 7/6/2017 5:11:19 AM

Investments Outstanding As Of Date: 6/30/2017

INVESTMENT PORTFOLIO - POSITION DETAIL

Special Projects	Moodys	S&P	CUSIP	Coupon Rate	YIELD	WAL	Durtn	Effect Durtn	Purchase Date	Maturity Date	Call Date	Current Par Value	Current Book Value	Market Price	Unrealized Gain/ (Loss)
PHILIP WAGNER			AG1700255	.750	.750	.784	.783	.783	04/20/2017	04/12/2018		100,000.00	100,000.00	100.000000	0.00
R. MARK LYMANSTALL			AG1700339	.750	.750	.784	.783	.783	04/20/2017	04/12/2018		125,000.00	125,000.00	100.000000	0.00
CHARLES BADEN			AG1700370	.750	.750	.784	.783	.783	04/20/2017	04/12/2018		125,000.00	125,000.00	100.000000	0.00
TROYER FAMILY FARMS			AG1700271	.750	.750	.784	.783	.783	04/20/2017	04/12/2018		150,000.00	150,000.00	100.000000	0.00
RICHARD YODER			AG1700305	.750	.750	.784	.783	.783	04/20/2017	04/12/2018		150,000.00	150,000.00	100.000000	0.00
ROBERT SCHICK			AG1700313	.750	.750	.784	.783	.783	04/20/2017	04/12/2018		150,000.00	150,000.00	100.000000	0.00
PHILIP YODER			AG1700354	.750	.750	.784	.783	.783	04/20/2017	04/12/2018		150,000.00	150,000.00	100.000000	0.00
JEFFREY PETER			AG1700362	.750	.750	.784	.783	.783	04/20/2017	04/12/2018		150,000.00	150,000.00	100.000000	0.00
TODD FARMS & EXCAVATIN			AG1700388	.750	.750	.784	.783	.783	04/20/2017	04/12/2018		150,000.00	150,000.00	100.000000	0.00
A&C EQUIPMENT LLC			AG1700396	.750	.750	.784	.783	.783	04/20/2017	04/12/2018		150,000.00	150,000.00	100.000000	0.00
PAUL ADAM REVOCABLE LIV			AG1700404	.750	.750	.784	.783	.783	04/20/2017	04/12/2018		150,000.00	150,000.00	100.000000	0.00
HOMIER FARMS INC			AG1700412	.750	.750	.784	.783	.783	04/20/2017	04/12/2018		150,000.00	150,000.00	100.000000	0.00
GREGORY TROYER			AG1700420	.750	.750	.784	.783	.783	04/20/2017	04/12/2018		150,000.00	150,000.00	100.000000	0.00
JOHN GROSS			AG1701477	.750	.750	.784	.783	.783	04/20/2017	04/12/2018		20,000.00	20,000.00	100.000000	0.00
JERRY LISKA			AG1700446	.750	.750	.784	.783	.783	04/20/2017	04/12/2018		150,000.00	150,000.00	100.000000	0.00
STEPHEN BETTINGER			AG1701485	.750	.750	.784	.783	.783	04/20/2017	04/12/2018		35,095.00	35,095.00	100.000000	0.00
WB FARMS INC.			AG1701493	.750	.750	.784	.783	.783	04/20/2017	04/12/2018		40,000.00	40,000.00	100.000000	0.00
SCOTT SHARP			AG1701089	.750	.750	.784	.783	.783	04/20/2017	04/12/2018		15,250.00	15,250.00	100.000000	0.00
SCOTT RIFFEL			AG1701097	.750	.750	.784	.783	.783	04/20/2017	04/12/2018		17,250.00	17,250.00	100.000000	0.00
BRADLEE BOWERS			AG1701105	.750	.750	.784	.783	.783	04/20/2017	04/12/2018		30,250.00	30,250.00	100.000000	0.00
GARRY SCHOOLEY			AG1701113	.750	.750	.784	.783	.783	04/20/2017	04/12/2018		31,250.00	31,250.00	100.000000	0.00
DONALD BETHEL			AG1701121	.750	.750	.784	.783	.783	04/20/2017	04/12/2018		35,250.00	35,250.00	100.000000	0.00
RICHARD BOWERS			AG1701139	.750	.750	.784	.783	.783	04/20/2017	04/12/2018		40,250.00	40,250.00	100.000000	0.00
RON & JOE LUMBREZER FAR			AG1701501	.750	.750	.784	.783	.783	04/20/2017	04/12/2018		40,500.00	40,500.00	100.000000	0.00
RONALD WRIGHT			AG1701147	.750	.750	.784	.783	.783	04/20/2017	04/12/2018		45,250.00	45,250.00	100.000000	0.00
JAN SHULL			AG1701519	.750	.750	.784	.783	.783	04/20/2017	04/12/2018		50,000.00	50,000.00	100.000000	0.00
BRENT STUDENKA			AG1701527	.750	.750	.784	.783	.783	04/20/2017	04/12/2018		50,500.00	50,500.00	100.000000	0.00
RICHARD LAMP			AG1701154	.750	.750	.784	.783	.783	04/20/2017	04/12/2018		60,250.00	60,250.00	100.000000	0.00
LARRY VANDENBUSCHE			AG1701535	.750	.750	.784	.783	.783	04/20/2017	04/12/2018		80,000.00	80,000.00	100.000000	0.00
M & P EISEL FARMS LLC			AG1701543	.750	.750	.784	.783	.783	04/20/2017	04/12/2018		92,000.00	92,000.00	100.000000	0.00
RODNEY BOWERS			AG1701162	.750	.750	.784	.783	.783	04/20/2017	04/12/2018		60,250.00	60,250.00	100.000000	0.00
RICHARD PATEK			AG1701550	.750	.750	.784	.783	.783	04/20/2017	04/12/2018		100,000.00	100,000.00	100.000000	0.00
JACK PATEK			AG1701568	.750	.750	.784	.783	.783	04/20/2017	04/12/2018		100,000.00	100,000.00	100.000000	0.00

Run Date: 7/6/2017 5:11:19 AM

Investments Outstanding As Of Date: 6/30/2017

INVESTMENT PORTFOLIO - POSITION DETAIL

Special Projects	Moodys	S&P	CUSIP	Coupon Rate	YIELD	WAL	Durtn	Effect Durtn	Purchase Date	Maturity Date	Call Date	Current Par Value	Current Book Value	Market Price	Unrealized Gain/ (Loss)
RYAN FOSTER			AG1701170	.750	.750	.784	.783	.783	04/20/2017	04/12/2018		75,250.00	75,250.00	100.000000	0.00
SIMON BROTHERS			AG1701576	.750	.750	.784	.783	.783	04/20/2017	04/12/2018		100,000.00	100,000.00	100.000000	0.00
DONALD BUCKENMEYER			AG1701584	.750	.750	.784	.783	.783	04/20/2017	04/12/2018		100,000.00	100,000.00	100.000000	0.00
SCOTT GILLEN			AG1701592	.750	.750	.784	.783	.783	04/20/2017	04/12/2018		100,000.00	100,000.00	100.000000	0.00
MARK ROSS			AG1701188	.750	.750	.784	.783	.783	04/20/2017	04/12/2018		75,278.00	75,278.00	100.000000	0.00
WILLIAM J. BUCKENMEYER			AG1701600	.750	.750	.784	.783	.783	04/20/2017	04/12/2018		135,000.00	135,000.00	100.000000	0.00
HUSKINS FARMS			AG1701618	.750	.750	.784	.783	.783	04/20/2017	04/12/2018		150,000.00	150,000.00	100.000000	0.00
JEFFREY TRUCKOR			AG1701626	.750	.750	.784	.783	.783	04/20/2017	04/12/2018		150,000.00	150,000.00	100.000000	0.00
CATTAIL FARMS INC			AG1701196	.750	.750	.784	.783	.783	04/20/2017	04/12/2018		100,350.00	100,350.00	100.000000	0.00
SZABO FARMS LLC			AG1701634	.750	.750	.784	.783	.783	04/20/2017	04/12/2018		150,000.00	150,000.00	100.000000	0.00
SCOTT CONRAD			AG1701642	.750	.750	.784	.783	.783	04/20/2017	04/12/2018		150,000.00	150,000.00	100.000000	0.00
KEITH TRUCKOR			AG1701659	.750	.750	.784	.783	.783	04/20/2017	04/12/2018		150,000.00	150,000.00	100.000000	0.00
ROBERT MCCLURE			AG1701204	.750	.750	.784	.783	.783	04/20/2017	04/12/2018		100,350.00	100,350.00	100.000000	0.00
J DUSTIN HINES			AG1701212	.750	.750	.784	.783	.783	04/20/2017	04/12/2018		100,350.00	100,350.00	100.000000	0.00
DAVID CLAYPOOL			AG1701220	.750	.750	.784	.783	.783	04/20/2017	04/12/2018		100,350.00	100,350.00	100.000000	0.00
STALDER&STALDER ENTERP			AG1701238	.750	.750	.784	.783	.783	04/20/2017	04/12/2018		110,350.00	110,350.00	100.000000	0.00
BRIAN NEELEY			AG1701246	.750	.750	.784	.783	.783	04/20/2017	04/12/2018		120,350.00	120,350.00	100.000000	0.00
JOHN HINTZ			AG1701253	.750	.750	.784	.783	.783	04/20/2017	04/12/2018		140,250.00	140,250.00	100.000000	0.00
DAVID BRANDT			AG1701261	.750	.750	.784	.783	.783	04/20/2017	04/12/2018		145,350.00	145,350.00	100.000000	0.00
LAMP FAMILY FARMS INC			AG1701279	.750	.750	.784	.783	.783	04/20/2017	04/12/2018		150,000.00	150,000.00	100.000000	0.00
DANNY L. CRAIG			AG1701667	.750	.750	.784	.783	.783	04/21/2017	04/12/2018		25,000.00	25,000.00	100.000000	0.00
JEREMY GILDOW			AG1701675	.750	.750	.784	.783	.783	04/21/2017	04/12/2018		35,000.00	35,000.00	100.000000	0.00
MARK WOLFE			AG1701683	.750	.750	.784	.783	.783	04/21/2017	04/12/2018		40,000.00	40,000.00	100.000000	0.00
NOAH KEMP			AG1701691	.750	.750	.784	.783	.783	04/21/2017	04/12/2018		50,000.00	50,000.00	100.000000	0.00
JAMES WATKINS			AG1701709	.750	.750	.784	.783	.783	04/21/2017	04/12/2018		100,000.00	100,000.00	100.000000	0.00
KEMP & SONS FARMS LLC			AG1701717	.750	.750	.784	.783	.783	04/21/2017	04/12/2018		150,000.00	150,000.00	100.000000	0.00
KYLE HOSTETLER			AG1701725	.750	.750	.784	.783	.783	04/21/2017	04/12/2018		70,000.00	70,000.00	100.000000	0.00
KRAMER HOMESTEAD INC.			AG1701733	.750	.750	.784	.783	.783	04/21/2017	04/12/2018		90,000.00	90,000.00	100.000000	0.00
MICHAEL R. OMAN			AG1701741	.750	.750	.784	.783	.783	04/21/2017	04/12/2018		90,000.00	90,000.00	100.000000	0.00
WALNUT CREEK SEEDS LLC			AG1701287	.750	.750	.784	.783	.783	04/20/2017	04/12/2018		150,000.00	150,000.00	100.000000	0.00
BROCK YUTZY			AG1701758	.750	.750	.784	.783	.783	04/21/2017	04/12/2018		90,000.00	90,000.00	100.000000	0.00
STRICKLER FAMILY FARMS			AG1701295	.750	.750	.784	.783	.783	04/20/2017	04/12/2018		150,000.00	150,000.00	100.000000	0.00
JON GINGERICH			AG1701766	.750	.750	.784	.783	.783	04/21/2017	04/12/2018		90,000.00	90,000.00	100.000000	0.00

Run Date: 7/6/2017 5:11:19 AM

Investments Outstanding As Of Date: 6/30/2017

INVESTMENT PORTFOLIO - POSITION DETAIL

Special Projects	Moodys	S&P	CUSIP	Coupon Rate	YIELD	WAL	Durtn	Effect Durtn	Purchase Date	Maturity Date	Call Date	Current Par Value	Current Book Value	Market Price	Unrealized Gain/ (Loss)
RAYMOND KUHNS			AG1701774	.750	.750	.784	.783	.783	04/21/2017	04/12/2018		100,000.00	100,000.00	100.000000	0.00
JASON CLAYPOOL			AG1701303	.750	.750	.784	.783	.783	04/20/2017	04/12/2018		150,000.00	150,000.00	100.000000	0.00
LOCIN FARM LLC			AG1701782	.750	.750	.784	.783	.783	04/21/2017	04/12/2018		100,000.00	100,000.00	100.000000	0.00
TIMOTHY CLAYPOOL			AG1701311	.750	.750	.784	.783	.783	04/20/2017	04/12/2018		150,000.00	150,000.00	100.000000	0.00
JOHN KAUFFMAN JR.			AG1701790	.750	.750	.784	.783	.783	04/21/2017	04/12/2018		150,000.00	150,000.00	100.000000	0.00
H&J FARMS LLC			AG1701865	.750	.750	.784	.783	.783	04/21/2017	04/12/2018		150,000.00	150,000.00	100.000000	0.00
GEARHART FARMS LLC			AG1701329	.750	.750	.784	.783	.783	04/20/2017	04/12/2018		25,000.00	25,000.00	100.000000	0.00
JEFFERY L. ROBINSON			AG1701808	.750	.750	.784	.783	.783	04/21/2017	04/12/2018		150,000.00	150,000.00	100.000000	0.00
ROGER STRALEY			AG1701816	.750	.750	.784	.783	.783	04/21/2017	04/12/2018		150,000.00	150,000.00	100.000000	0.00
HOSTETLER FAMILY FARMS			AG1701873	.750	.750	.784	.783	.783	04/21/2017	04/12/2018		150,000.00	150,000.00	100.000000	0.00
CLINTON BEAVERS			AG1701337	.750	.750	.784	.783	.783	04/20/2017	04/12/2018		25,000.00	25,000.00	100.000000	0.00
JAMES A. GRAY			AG1701824	.750	.750	.784	.783	.783	04/21/2017	04/12/2018		150,000.00	150,000.00	100.000000	0.00
NAVE-FIELD FARMS LLC			AG1701832	.750	.750	.784	.783	.783	04/21/2017	04/12/2018		150,000.00	150,000.00	100.000000	0.00
MARK SCARPITTI			AG1701345	.750	.750	.784	.783	.783	04/20/2017	04/12/2018		30,000.00	30,000.00	100.000000	0.00
JJ WALTON FARMS LLC			AG1701881	.750	.750	.784	.783	.783	04/21/2017	04/12/2018		150,000.00	150,000.00	100.000000	0.00
ROBERT C. MITCHELL			AG1701840	.750	.750	.784	.783	.783	04/21/2017	04/12/2018		150,000.00	150,000.00	100.000000	0.00
MARLIN YUTZY			AG1701899	.750	.750	.784	.783	.783	04/21/2017	04/12/2018		150,000.00	150,000.00	100.000000	0.00
FLAT-MAPLE FARM			AG1701352	.750	.750	.784	.783	.783	04/20/2017	04/12/2018		35,000.00	35,000.00	100.000000	0.00
KYLE YUTZY			AG1701857	.750	.750	.784	.783	.783	04/21/2017	04/12/2018		150,000.00	150,000.00	100.000000	0.00
ARROW CREEK FARM			AG1701360	.750	.750	.784	.783	.783	04/20/2017	04/12/2018		40,000.00	40,000.00	100.000000	0.00
GDR FARMS LLC			AG1701378	.750	.750	.784	.783	.783	04/20/2017	04/12/2018		50,000.00	50,000.00	100.000000	0.00
PAUL D BROWN			AG1701386	.750	.750	.784	.783	.783	04/20/2017	04/12/2018		80,000.00	80,000.00	100.000000	0.00
BRAD MATTIX			AG1701907	.750	.750	.784	.783	.783	04/21/2017	04/12/2018		150,000.00	150,000.00	100.000000	0.00
CLIFTON FAMILY FARM PAR			AG1701394	.750	.750	.784	.783	.783	04/20/2017	04/12/2018		150,000.00	150,000.00	100.000000	0.00
GUY GREEN			AG1701915	.750	.750	.784	.783	.783	04/21/2017	04/12/2018		150,000.00	150,000.00	100.000000	0.00
GRAVES BROTHERS			AG1701402	.750	.750	.784	.783	.783	04/20/2017	04/12/2018		150,000.00	150,000.00	100.000000	0.00
MICHAEL SULLIVAN			AG1701923	.750	.750	.784	.783	.783	04/21/2017	04/12/2018		15,000.00	15,000.00	100.000000	0.00
MARK LITTLE			AG1701410	.750	.750	.784	.783	.783	04/20/2017	04/12/2018		150,000.00	150,000.00	100.000000	0.00
NATHANIEL PRICE			AG1701931	.750	.750	.784	.783	.783	04/21/2017	04/12/2018		25,000.00	25,000.00	100.000000	0.00
METZGER BROTHERS			AG1701428	.750	.750	.784	.783	.783	04/20/2017	04/12/2018		150,000.00	150,000.00	100.000000	0.00
COREY HALL			AG1701949	.750	.750	.784	.783	.783	04/21/2017	04/12/2018		60,000.00	60,000.00	100.000000	0.00
JOHN D CAUDILL			AG1701436	.750	.750	.784	.783	.783	04/20/2017	04/12/2018		150,000.00	150,000.00	100.000000	0.00
JEFFREY WALL			AG1701956	.750	.750	.784	.783	.783	04/21/2017	04/12/2018		105,000.00	105,000.00	100.000000	0.00

Run Date: 7/6/2017 5:11:19 AM

Investments Outstanding As Of Date: 6/30/2017

INVESTMENT PORTFOLIO - POSITION DETAIL

Special Projects	Moodys	S&P	CUSIP	Coupon Rate	YIELD	WAL	Durtn	Effect Durtn	Purchase Date	Maturity Date	Call Date	Current Par Value	Current Book Value	Market Price	Unrealized Gain/ (Loss)
WILLIAM R CAUDILL			AG1701444	.750	.750	.784	.783	.783	04/20/2017	04/12/2018		150,000.00	150,000.00	100.000000	0.00
TIMOTHY LYDEN			AG1701964	.750	.750	.784	.783	.783	04/21/2017	04/12/2018		115,000.00	115,000.00	100.000000	0.00
SEAN MCKEE			AG1701451	.750	.750	.784	.783	.783	04/20/2017	04/12/2018		150,000.00	150,000.00	100.000000	0.00
JAMES MONROE			AG1701972	.750	.750	.784	.783	.783	04/21/2017	04/12/2018		123,000.00	123,000.00	100.000000	0.00
TIMOTHY S KNISLEY			AG1701469	.750	.750	.784	.783	.783	04/20/2017	04/12/2018		150,000.00	150,000.00	100.000000	0.00
JAMES JEREW			AG1701980	.750	.750	.784	.783	.783	04/21/2017	04/12/2018		148,000.00	148,000.00	100.000000	0.00
SUNNY LANE FARM			AG1701998	.750	.750	.784	.783	.783	04/21/2017	04/12/2018		150,000.00	150,000.00	100.000000	0.00
D & S FARMS			AG1702004	.750	.750	.784	.783	.783	04/21/2017	04/12/2018		150,000.00	150,000.00	100.000000	0.00
JOEL WISH			AG1702558	.750	.750	.784	.783	.783	04/20/2017	04/12/2018		25,000.00	25,000.00	100.000000	0.00
MICHAEL MAXSON			AG1702566	.750	.750	.784	.783	.783	04/20/2017	04/12/2018		40,000.00	40,000.00	100.000000	0.00
DANIEL MAXSON			AG1702574	.750	.750	.784	.783	.783	04/20/2017	04/12/2018		40,000.00	40,000.00	100.000000	0.00
JONATHAN HILDEBRAND			AG1702582	.750	.750	.784	.783	.783	04/20/2017	04/12/2018		40,000.00	40,000.00	100.000000	0.00
WINDY KNOLL FARM			AG1702590	.750	.750	.784	.783	.783	04/20/2017	04/12/2018		50,000.00	50,000.00	100.000000	0.00
LARRY TIMMONS JR.			AG1702608	.750	.750	.784	.783	.783	04/20/2017	04/12/2018		50,000.00	50,000.00	100.000000	0.00
JONATHAN DAVID KING			AG1702616	.750	.750	.784	.783	.783	04/20/2017	04/12/2018		60,000.00	60,000.00	100.000000	0.00
JASON RYAN			AG1702624	.750	.750	.784	.783	.783	04/20/2017	04/12/2018		65,000.00	65,000.00	100.000000	0.00
MARY LU SWARTZ			AG1702632	.750	.750	.784	.783	.783	04/20/2017	04/12/2018		75,000.00	75,000.00	100.000000	0.00
BID OHIO			LD17B0506	.850	.850	.052	.052	.052	04/19/2017	07/19/2017		2,000,000.00	2,000,000.00	100.000000	0.00
BID OHIO			LD17B0498	.850	.850	.052	.052	.052	04/19/2017	07/19/2017		3,000,000.00	3,000,000.00	100.000000	0.00
ROBERT LEEDS			AG1702640	.750	.750	.784	.783	.783	04/20/2017	04/12/2018		80,000.00	80,000.00	100.000000	0.00
DALE MAXSON			AG1702657	.750	.750	.784	.783	.783	04/20/2017	04/12/2018		100,000.00	100,000.00	100.000000	0.00
JANET GENTIS TRUST			AG1702665	.750	.750	.784	.783	.783	04/20/2017	04/12/2018		100,000.00	100,000.00	100.000000	0.00
JASON TIMMONS			AG1702673	.750	.750	.784	.783	.783	04/20/2017	04/12/2018		100,000.00	100,000.00	100.000000	0.00
DARRELL RAMSEY			AG1702681	.750	.750	.784	.783	.783	04/20/2017	04/12/2018		100,000.00	100,000.00	100.000000	0.00
LEE FARMS			AG1702699	.750	.750	.784	.783	.783	04/20/2017	04/12/2018		100,000.00	100,000.00	100.000000	0.00
RICKY HAAG			AG1702707	.750	.750	.784	.783	.783	04/20/2017	04/12/2018		100,000.00	100,000.00	100.000000	0.00
LUCAS HAWKINS			AG1702715	.750	.750	.784	.783	.783	04/20/2017	04/12/2018		115,000.00	115,000.00	100.000000	0.00
C. KEITH HAWKINS			AG1702723	.750	.750	.784	.783	.783	04/20/2017	04/12/2018		115,000.00	115,000.00	100.000000	0.00
BRUNGARTH FAMILY FARMS			AG1702798	.750	.750	.784	.783	.783	04/20/2017	04/12/2018		150,000.00	150,000.00	100.000000	0.00
BRUCE ROBERTS			AG1702806	.750	.750	.784	.783	.783	04/20/2017	04/12/2018		150,000.00	150,000.00	100.000000	0.00
JEREMY RENNER			AG1702814	.750	.750	.784	.783	.783	04/20/2017	04/12/2018		150,000.00	150,000.00	100.000000	0.00
KEITH ROBERTS			AG1702822	.750	.750	.784	.783	.783	04/20/2017	04/12/2018		150,000.00	150,000.00	100.000000	0.00
STEWART FARMS LLC			AG1702830	.750	.750	.784	.783	.783	04/20/2017	04/12/2018		150,000.00	150,000.00	100.000000	0.00

Run Date: 7/6/2017 5:11:19 AM

Investments Outstanding As Of Date: 6/30/2017

INVESTMENT PORTFOLIO - POSITION DETAIL

Special Projects	Moodys	S&P	CUSIP	Coupon Rate	YIELD	WAL	Durtn	Effect Durtn	Purchase Date	Maturity Date	Call Date	Current Par Value	Current Book Value	Market Price	Unrealized Gain/ (Loss)
PHELPS FARM LLC			AG1702848	.750	.750	.784	.783	.783	04/20/2017	04/12/2018		150,000.00	150,000.00	100.000000	0.00
KENNETH OSBORN			AG1702855	.750	.750	.784	.783	.783	04/20/2017	04/12/2018		150,000.00	150,000.00	100.000000	0.00
JAMES AND LARRY TIMMON			AG1702863	.750	.750	.784	.783	.783	04/20/2017	04/12/2018		150,000.00	150,000.00	100.000000	0.00
LILL FARMS INC.			AG1702871	.750	.750	.784	.783	.783	04/20/2017	04/12/2018		150,000.00	150,000.00	100.000000	0.00
LOUIS MEYER			AG1702889	.750	.750	.784	.783	.783	04/20/2017	04/12/2018		150,000.00	150,000.00	100.000000	0.00
RIDDLE BROTHERS			AG1702897	.750	.750	.784	.783	.783	04/20/2017	04/12/2018		50,000.00	50,000.00	100.000000	0.00
WILLIAM JURICH			AG1702905	.750	.750	.784	.783	.783	04/20/2017	04/12/2018		80,000.00	80,000.00	100.000000	0.00
JOHN COOK II			AG1702913	.750	.750	.784	.783	.783	04/20/2017	04/12/2018		100,000.00	100,000.00	100.000000	0.00
H. RICHARD WOLFE			AG1702921	.750	.750	.784	.783	.783	04/20/2017	04/12/2018		100,000.00	100,000.00	100.000000	0.00
JOSHUA BLAZIER			AG1702731	.750	.750	.784	.783	.783	04/20/2017	04/12/2018		150,000.00	150,000.00	100.000000	0.00
TERRY E WRIGHT			AG1702939	.750	.750	.784	.783	.783	04/20/2017	04/12/2018		150,000.00	150,000.00	100.000000	0.00
DALE SIEBOLD			AG1702749	.750	.750	.784	.783	.783	04/20/2017	04/12/2018		150,000.00	150,000.00	100.000000	0.00
JAMES HAGLER			AG1702947	.750	.750	.784	.783	.783	04/20/2017	04/12/2018		150,000.00	150,000.00	100.000000	0.00
BRIAN CALL			AG1702756	.750	.750	.784	.783	.783	04/20/2017	04/12/2018		150,000.00	150,000.00	100.000000	0.00
PENDLETON FARMS			AG1702954	.750	.750	.784	.783	.783	04/20/2017	04/12/2018		150,000.00	150,000.00	100.000000	0.00
WISHWELL FARMS			AG1702764	.750	.750	.784	.783	.783	04/20/2017	04/12/2018		150,000.00	150,000.00	100.000000	0.00
RATLIFF FARMS			AG1702962	.750	.750	.784	.783	.783	04/20/2017	04/12/2018		150,000.00	150,000.00	100.000000	0.00
CHRIS VALLERY			AG1702772	.750	.750	.784	.783	.783	04/20/2017	04/12/2018		150,000.00	150,000.00	100.000000	0.00
NEAL NOBLE			AG1702970	.750	.750	.784	.783	.783	04/20/2017	04/12/2018		150,000.00	150,000.00	100.000000	0.00
ZURMEHLY FARMS			AG1702988	.750	.750	.784	.783	.783	04/20/2017	04/12/2018		150,000.00	150,000.00	100.000000	0.00
DANNY STEWART			AG1702780	.750	.750	.784	.783	.783	04/20/2017	04/12/2018		150,000.00	150,000.00	100.000000	0.00
JOHN KINZER JR.			AG1702996	.750	.750	.784	.783	.783	04/20/2017	04/12/2018		150,000.00	150,000.00	100.000000	0.00
GABRIEL M WEAVER			AG1703002	.750	.750	.784	.783	.783	04/20/2017	04/12/2018		150,000.00	150,000.00	100.000000	0.00
THOMPSON CREEK FARMS L			AG1703010	.750	.750	.784	.783	.783	04/20/2017	04/12/2018		150,000.00	150,000.00	100.000000	0.00
LAMAR RATLIFF FARMS LLC			AG1703028	.750	.750	.784	.783	.783	04/20/2017	04/12/2018		150,000.00	150,000.00	100.000000	0.00
BONHAM FARMS LLC			AG1703036	.750	.750	.784	.783	.783	04/20/2017	04/12/2018		150,000.00	150,000.00	100.000000	0.00
JEFFREY THOMPSON			AG1703044	.750	.750	.784	.783	.783	04/20/2017	04/12/2018		150,000.00	150,000.00	100.000000	0.00
MICHAEL LANMAN			AG1703051	.750	.750	.784	.783	.783	04/20/2017	04/12/2018		150,000.00	150,000.00	100.000000	0.00
JOHN WEAVER			AG1703069	.750	.750	.784	.783	.783	04/20/2017	04/12/2018		150,000.00	150,000.00	100.000000	0.00
LAWRENCE HAGLER			AG1703077	.750	.750	.784	.783	.783	04/20/2017	04/12/2018		150,000.00	150,000.00	100.000000	0.00
ANDERSON FARMS A GENER			AG1703085	.750	.750	.784	.783	.783	04/20/2017	04/12/2018		150,000.00	150,000.00	100.000000	0.00
JOHN PERSINGER			AG1703093	.750	.750	.784	.783	.783	04/20/2017	04/12/2018		150,000.00	150,000.00	100.000000	0.00
JAMES K MINSHALL			AG1703101	.750	.750	.784	.783	.783	04/20/2017	04/12/2018		55,000.00	55,000.00	100.000000	0.00

Run Date: 7/6/2017 5:11:19 AM

Investments Outstanding As Of Date: 6/30/2017

INVESTMENT PORTFOLIO - POSITION DETAIL

Special Projects	Moodys	S&P	CUSIP	Coupon Rate	YIELD	WAL	Durtn	Effect Durtn	Purchase Date	Maturity Date	Call Date	Current Par Value	Current Book Value	Market Price	Unrealized Gain/ (Loss)
RYAN SKINNER			AG1703119	.750	.750	.784	.783	.783	04/20/2017	04/12/2018		20,000.00	20,000.00	100.000000	0.00
MICHAEL EDGINGTON			AG1703127	.750	.750	.784	.783	.783	04/20/2017	04/12/2018		20,000.00	20,000.00	100.000000	0.00
MARY HADDOX			AG1703135	.750	.750	.784	.783	.783	04/20/2017	04/12/2018		20,250.00	20,250.00	100.000000	0.00
JAMES WINTER			AG1703143	.750	.750	.784	.783	.783	04/20/2017	04/12/2018		25,000.00	25,000.00	100.000000	0.00
PAUL RHOADS			AG1703150	.750	.750	.784	.783	.783	04/20/2017	04/12/2018		28,250.00	28,250.00	100.000000	0.00
KEVIN BEAVERS			AG1703168	.750	.750	.784	.783	.783	04/20/2017	04/12/2018		30,000.00	30,000.00	100.000000	0.00
JUSTIN LEIST			AG1703176	.750	.750	.784	.783	.783	04/20/2017	04/12/2018		30,000.00	30,000.00	100.000000	0.00
CHRISTOPHER DAVIS			AG1703184	.750	.750	.784	.783	.783	04/20/2017	04/12/2018		33,000.00	33,000.00	100.000000	0.00
GARY DAVIS			AG1703192	.750	.750	.784	.783	.783	04/20/2017	04/12/2018		35,200.00	35,200.00	100.000000	0.00
BRIAN HELSER			AG1703200	.750	.750	.784	.783	.783	04/20/2017	04/12/2018		40,250.00	40,250.00	100.000000	0.00
MATTHEW WRIGHT			AG1703218	.750	.750	.784	.783	.783	04/20/2017	04/12/2018		50,000.00	50,000.00	100.000000	0.00
DAVID R WIGET			AG1703226	.750	.750	.784	.783	.783	04/20/2017	04/12/2018		50,000.00	50,000.00	100.000000	0.00
LYLE RICER			AG1703234	.750	.750	.784	.783	.783	04/20/2017	04/12/2018		50,000.00	50,000.00	100.000000	0.00
R STEVE RICKLY			AG1703242	.750	.750	.784	.783	.783	04/20/2017	04/12/2018		60,000.00	60,000.00	100.000000	0.00
ZACK SMITH			AG1703259	.750	.750	.784	.783	.783	04/20/2017	04/12/2018		75,000.00	75,000.00	100.000000	0.00
DALE SMITH			AG1703267	.750	.750	.784	.783	.783	04/20/2017	04/12/2018		75,000.00	75,000.00	100.000000	0.00
RUSSELL FOSTER			AG1703275	.750	.750	.784	.783	.783	04/20/2017	04/12/2018		90,350.00	90,350.00	100.000000	0.00
RUSSELL WISCHMEYER			AG1703283	.750	.750	.784	.783	.783	04/20/2017	04/12/2018		100,000.00	100,000.00	100.000000	0.00
FAIRFIELD CATTLE CO. INC.			AG1703317	.750	.750	.784	.783	.783	04/20/2017	04/12/2018		150,000.00	150,000.00	100.000000	0.00
JAMES COOKSEY			AG1703325	.750	.750	.784	.783	.783	04/20/2017	04/12/2018		150,000.00	150,000.00	100.000000	0.00
AARON KULL			AG1703291	.750	.750	.784	.783	.783	04/20/2017	04/12/2018		110,000.00	110,000.00	100.000000	0.00
ROBERT MINSHALL			AG1703333	.750	.750	.784	.783	.783	04/20/2017	04/12/2018		150,000.00	150,000.00	100.000000	0.00
CLEARVIEW FARMS INC.			AG1703309	.750	.750	.784	.783	.783	04/20/2017	04/12/2018		130,000.00	130,000.00	100.000000	0.00
JOHN GEARHERT			AG1703341	.750	.750	.784	.783	.783	04/20/2017	04/12/2018		150,000.00	150,000.00	100.000000	0.00
ROWLES ENTERPRISES LTD			AG1703358	.750	.750	.784	.783	.783	04/20/2017	04/12/2018		150,000.00	150,000.00	100.000000	0.00
RADCLIFF VENTURES LLC			AG1703366	.750	.750	.784	.783	.783	04/20/2017	04/12/2018		150,000.00	150,000.00	100.000000	0.00
ROWLES FARMS INC.			AG1703374	.750	.750	.784	.783	.783	04/20/2017	04/12/2018		150,000.00	150,000.00	100.000000	0.00
KYLE HUPP			AG1703382	.750	.750	.784	.783	.783	04/20/2017	04/12/2018		150,000.00	150,000.00	100.000000	0.00
LESTER LEWIS			AG1703390	.750	.750	.784	.783	.783	04/20/2017	04/12/2018		150,000.00	150,000.00	100.000000	0.00
KYLE REICHELDERFER			AG1703408	.750	.750	.784	.783	.783	04/20/2017	04/12/2018		150,000.00	150,000.00	100.000000	0.00
DEVIN WELLER			AG1703416	.750	.750	.784	.783	.783	04/20/2017	04/12/2018		150,000.00	150,000.00	100.000000	0.00
SAMUAL DULAP			AG1703424	.750	.750	.784	.783	.783	04/20/2017	04/12/2018		150,000.00	150,000.00	100.000000	0.00
B & D FARMS			AG1703523	.750	.750	.784	.783	.783	04/20/2017	04/12/2018		150,000.00	150,000.00	100.000000	0.00

Run Date: 7/6/2017 5:11:19 AM

Investments Outstanding As Of Date: 6/30/2017

INVESTMENT PORTFOLIO - POSITION DETAIL

Special Projects	Moodys	S&P	CUSIP	Coupon Rate	YIELD	WAL	Durtn	Effect Durtn	Purchase Date	Maturity Date	Call Date	Current Par Value	Current Book Value	Market Price	Unrealized Gain/ (Loss)
GAB HAMMAN FARMS			AG1703432	.750	.750	.784	.783	.783	04/20/2017	04/12/2018		150,000.00	150,000.00	100.000000	0.00
STEVE A GIFFORD			AG1703531	.750	.750	.784	.783	.783	04/20/2017	04/12/2018		150,000.00	150,000.00	100.000000	0.00
JAY H WIPPEL			AG1703440	.750	.750	.784	.783	.783	04/20/2017	04/12/2018		150,000.00	150,000.00	100.000000	0.00
STEVE HINES			AG1703457	.750	.750	.784	.783	.783	04/20/2017	04/12/2018		150,000.00	150,000.00	100.000000	0.00
JOHN FOX			AG1703549	.750	.750	.784	.783	.783	04/20/2017	04/12/2018		150,000.00	150,000.00	100.000000	0.00
WILLIAM A RITTINGER			AG1703465	.750	.750	.784	.783	.783	04/20/2017	04/12/2018		150,000.00	150,000.00	100.000000	0.00
JAMES JEPSEN			AG1703473	.750	.750	.784	.783	.783	04/20/2017	04/12/2018		150,000.00	150,000.00	100.000000	0.00
ORVILLE GIFFORD			AG1703556	.750	.750	.784	.783	.783	04/20/2017	04/12/2018		150,000.00	150,000.00	100.000000	0.00
STRICKLER FARMS LLC			AG1703481	.750	.750	.784	.783	.783	04/20/2017	04/12/2018		150,000.00	150,000.00	100.000000	0.00
ORR FARMS			AG1703499	.750	.750	.784	.783	.783	04/20/2017	04/12/2018		150,000.00	150,000.00	100.000000	0.00
WILBUR SEVER III			AG1703564	.750	.750	.784	.783	.783	04/20/2017	04/12/2018		150,000.00	150,000.00	100.000000	0.00
ROB STILWELL			AG1703507	.750	.750	.784	.783	.783	04/20/2017	04/12/2018		150,000.00	150,000.00	100.000000	0.00
RUFF SEED FARMS INC.			AG1703572	.750	.750	.784	.783	.783	04/20/2017	04/12/2018		150,000.00	150,000.00	100.000000	0.00
CHAD L HOFFMAN			AG1703515	.750	.750	.784	.783	.783	04/20/2017	04/12/2018		150,000.00	150,000.00	100.000000	0.00
DAVID DELONG			AG1703580	.750	.750	.784	.783	.783	04/20/2017	04/12/2018		150,000.00	150,000.00	100.000000	0.00
JASON GREEN			AG1703598	.750	.750	.784	.783	.783	04/20/2017	04/12/2018		150,000.00	150,000.00	100.000000	0.00
J ADAMS FARMS LLC			AG1703606	.750	.750	.784	.783	.783	04/20/2017	04/12/2018		150,000.00	150,000.00	100.000000	0.00
CUPP FARMS			AG1703739	.750	.750	.784	.783	.783	04/20/2017	04/12/2018		150,000.00	150,000.00	100.000000	0.00
KEITH PETERS LLC			AG1703614	.750	.750	.784	.783	.783	04/20/2017	04/12/2018		150,000.00	150,000.00	100.000000	0.00
STEVE SUVER			AG1703747	.750	.750	.784	.783	.783	04/20/2017	04/12/2018		150,000.00	150,000.00	100.000000	0.00
J DOUGLAS GIFFORD			AG1703622	.750	.750	.784	.783	.783	04/20/2017	04/12/2018		150,000.00	150,000.00	100.000000	0.00
BRYAN HUPP			AG1703754	.750	.750	.784	.783	.783	04/20/2017	04/12/2018		150,000.00	150,000.00	100.000000	0.00
WYATT WILSON			AG1703762	.750	.750	.784	.783	.783	04/20/2017	04/12/2018		150,000.00	150,000.00	100.000000	0.00
DELBERT NEFF			AG1703630	.750	.750	.784	.783	.783	04/20/2017	04/12/2018		150,000.00	150,000.00	100.000000	0.00
TWO L FARMS INC.			AG1703770	.750	.750	.784	.783	.783	04/20/2017	04/12/2018		150,000.00	150,000.00	100.000000	0.00
CRAZY HORSE ENT. INC.			AG1703648	.750	.750	.784	.783	.783	04/20/2017	04/12/2018		150,000.00	150,000.00	100.000000	0.00
KEVIN ROBERTS			AG1703788	.750	.750	.784	.783	.783	04/20/2017	04/12/2018		10,000.00	10,000.00	100.000000	0.00
BRADY MILLER			AG1703796	.750	.750	.784	.783	.783	04/20/2017	04/12/2018		60,000.00	60,000.00	100.000000	0.00
TRAVIS CUPP			AG1703655	.750	.750	.784	.783	.783	04/20/2017	04/12/2018		150,000.00	150,000.00	100.000000	0.00
MCCRAY FARMS			AG1703804	.750	.750	.784	.783	.783	04/20/2017	04/12/2018		150,000.00	150,000.00	100.000000	0.00
JOHN G WAIDELICH			AG1703663	.750	.750	.784	.783	.783	04/20/2017	04/12/2018		150,000.00	150,000.00	100.000000	0.00
JAMES KUHLWEIN			AG1703812	.750	.750	.784	.783	.783	04/20/2017	04/12/2018		25,000.00	25,000.00	100.000000	0.00
RYAN MAST			AG1703820	.750	.750	.784	.783	.783	04/20/2017	04/12/2018		150,000.00	150,000.00	100.000000	0.00

Run Date: 7/6/2017 5:11:19 AM

Investments Outstanding As Of Date: 6/30/2017

INVESTMENT PORTFOLIO - POSITION DETAIL

Special Projects	Moodys	S&P	CUSIP	Coupon Rate	YIELD	WAL	Durtn	Effect Durtn	Purchase Date	Maturity Date	Call Date	Current Par Value	Current Book Value	Market Price	Unrealized Gain/ (Loss)
BROOKS MCCOY			AG1703671	.750	.750	.784	.783	.783	04/20/2017	04/12/2018		150,000.00	150,000.00	100.000000	0.00
D & D PETERS LLC			AG1703838	.750	.750	.784	.783	.783	04/20/2017	04/12/2018		150,000.00	150,000.00	100.000000	0.00
A & R FARMS OHIO LLC			AG1703846	.750	.750	.784	.783	.783	04/20/2017	04/12/2018		150,000.00	150,000.00	100.000000	0.00
WILLIAM HOSKINSON			AG1703689	.750	.750	.784	.783	.783	04/20/2017	04/12/2018		150,000.00	150,000.00	100.000000	0.00
NEIL DOERSAM			AG1703853	.750	.750	.784	.783	.783	04/20/2017	04/12/2018		150,000.00	150,000.00	100.000000	0.00
RONALD JAHN			AG1703861	.750	.750	.784	.783	.783	04/20/2017	04/12/2018		150,000.00	150,000.00	100.000000	0.00
DRESBACH FARMS INCORPO			AG1703697	.750	.750	.784	.783	.783	04/20/2017	04/12/2018		150,000.00	150,000.00	100.000000	0.00
THOMAS CONNER			AG1703879	.750	.750	.784	.783	.783	04/20/2017	04/12/2018		45,000.00	45,000.00	100.000000	0.00
JONATHON EVANS			AG1703887	.750	.750	.784	.783	.783	04/20/2017	04/12/2018		4,000.00	4,000.00	100.000000	0.00
DAVID STEELE			AG1703705	.750	.750	.784	.783	.783	04/20/2017	04/12/2018		150,000.00	150,000.00	100.000000	0.00
JOSHUA W ROBERTS			AG1703895	.750	.750	.784	.783	.783	04/20/2017	04/12/2018		20,000.00	20,000.00	100.000000	0.00
MICHAEL MILLER			AG1703903	.750	.750	.784	.783	.783	04/20/2017	04/12/2018		25,000.00	25,000.00	100.000000	0.00
BRYANT AGRICULTURE ENT			AG1703713	.750	.750	.784	.783	.783	04/20/2017	04/12/2018		150,000.00	150,000.00	100.000000	0.00
DALE ROUSH			AG1703911	.750	.750	.784	.783	.783	04/20/2017	04/12/2018		25,000.00	25,000.00	100.000000	0.00
JASON SHARP			AG1703929	.750	.750	.784	.783	.783	04/20/2017	04/12/2018		35,000.00	35,000.00	100.000000	0.00
ALLEN ETT			AG1703721	.750	.750	.784	.783	.783	04/20/2017	04/12/2018		150,000.00	150,000.00	100.000000	0.00
NATHAN EHMAN			AG1703937	.750	.750	.784	.783	.783	04/20/2017	04/12/2018		40,000.00	40,000.00	100.000000	0.00
MATTHEW ROUSH			AG1703945	.750	.750	.784	.783	.783	04/20/2017	04/12/2018		40,000.00	40,000.00	100.000000	0.00
JACOB SHAFFER			AG1703952	.750	.750	.784	.783	.783	04/20/2017	04/12/2018		45,000.00	45,000.00	100.000000	0.00
NEW CENTURY CSA LLC			AG1703960	.750	.750	.784	.783	.783	04/20/2017	04/12/2018		55,000.00	55,000.00	100.000000	0.00
WAYNE PATRICK			AG1703978	.750	.750	.784	.783	.783	04/20/2017	04/12/2018		60,000.00	60,000.00	100.000000	0.00
JOHN STROUS			AG1703986	.750	.750	.784	.783	.783	04/20/2017	04/12/2018		64,000.00	64,000.00	100.000000	0.00
CAROL ROUSH			AG1703994	.750	.750	.784	.783	.783	04/20/2017	04/12/2018		75,000.00	75,000.00	100.000000	0.00
WAYNE ROBERTS			AG1704000	.750	.750	.784	.783	.783	04/20/2017	04/12/2018		80,000.00	80,000.00	100.000000	0.00
JOHN ROBERTS			AG1704018	.750	.750	.784	.783	.783	04/20/2017	04/12/2018		90,000.00	90,000.00	100.000000	0.00
RICHARD MCPHERSON			AG1704026	.750	.750	.784	.783	.783	04/20/2017	04/12/2018		150,000.00	150,000.00	100.000000	0.00
DENNIS ZEIGLER			AG1704034	.750	.750	.784	.783	.783	04/20/2017	04/12/2018		150,000.00	150,000.00	100.000000	0.00
BRUCE SHOLL			AG1702236	.750	.750	.784	.783	.783	04/21/2017	04/12/2018		150,000.00	150,000.00	100.000000	0.00
HASTINGS FARMS GENERAL			AG1704042	.750	.750	.784	.783	.783	04/20/2017	04/12/2018		150,000.00	150,000.00	100.000000	0.00
LARRY HAY			AG1704059	.750	.750	.784	.783	.783	04/20/2017	04/12/2018		150,000.00	150,000.00	100.000000	0.00
JOHN GIFFORD			AG1704067	.750	.750	.784	.783	.783	04/20/2017	04/12/2018		150,000.00	150,000.00	100.000000	0.00
EWING & SON FARMS LLC			AG1704075	.750	.750	.784	.783	.783	04/20/2017	04/12/2018		150,000.00	150,000.00	100.000000	0.00
STUCKEY BROTHERS CONT			AG1702244	.750	.750	.784	.783	.783	04/21/2017	04/12/2018		150,000.00	150,000.00	100.000000	0.00

Run Date: 7/6/2017 5:11:19 AM

Investments Outstanding As Of Date: 6/30/2017

INVESTMENT PORTFOLIO - POSITION DETAIL

Special Projects	Moodys	S&P	CUSIP	Coupon Rate	YIELD	WAL	Durtn	Effect Durtn	Purchase Date	Maturity Date	Call Date	Current Par Value	Current Book Value	Market Price	Unrealized Gain/ (Loss)
HAACK FARMS INC			AG1702251	.750	.750	.784	.783	.783	04/21/2017	04/12/2018		150,000.00	150,000.00	100.000000	0.00
RYAN WILSON			AG1704083	.750	.750	.784	.783	.783	04/20/2017	04/12/2018		150,000.00	150,000.00	100.000000	0.00
STEVE RILEY			AG1704091	.750	.750	.784	.783	.783	04/20/2017	04/12/2018		150,000.00	150,000.00	100.000000	0.00
DONALD SHAW JR.			AG1704109	.750	.750	.784	.783	.783	04/20/2017	04/12/2018		150,000.00	150,000.00	100.000000	0.00
DEAN NOFZIGER			AG1702269	.750	.750	.784	.783	.783	04/21/2017	04/12/2018		150,000.00	150,000.00	100.000000	0.00
JOHN HOFFMAN			AG1704117	.750	.750	.784	.783	.783	04/20/2017	04/12/2018		150,000.00	150,000.00	100.000000	0.00
JOHN M. BELL			AG1704125	.750	.750	.784	.783	.783	04/20/2017	04/12/2018		150,000.00	150,000.00	100.000000	0.00
ADAM PETERS			AG1704133	.750	.750	.784	.783	.783	04/20/2017	04/12/2018		50,000.00	50,000.00	100.000000	0.00
JANE LIGHTHILL			AG1702277	.750	.750	.784	.783	.783	04/21/2017	04/12/2018		150,000.00	150,000.00	100.000000	0.00
CHARLES PERRILL			AG1704141	.750	.750	.784	.783	.783	04/20/2017	04/12/2018		100,300.00	100,300.00	100.000000	0.00
BRYAN J CROSIER			AG1704158	.750	.750	.784	.783	.783	04/20/2017	04/12/2018		85,000.00	85,000.00	100.000000	0.00
RICHARD BURK			AG1702285	.750	.750	.784	.783	.783	04/21/2017	04/12/2018		150,000.00	150,000.00	100.000000	0.00
WILLIAM BAUMAN			AG1702293	.750	.750	.784	.783	.783	04/21/2017	04/12/2018		150,000.00	150,000.00	100.000000	0.00
BRADY WOOLACE			AG1702301	.750	.750	.784	.783	.783	04/21/2017	04/12/2018		150,000.00	150,000.00	100.000000	0.00
MICHAEL CARPENTER			AG1702319	.750	.750	.784	.783	.783	04/21/2017	04/12/2018		150,000.00	150,000.00	100.000000	0.00
TED POHLMANN			AG1702327	.750	.750	.784	.783	.783	04/21/2017	04/12/2018		150,000.00	150,000.00	100.000000	0.00
LUCAS NOFZIGER			AG1702335	.750	.750	.784	.783	.783	04/21/2017	04/12/2018		150,000.00	150,000.00	100.000000	0.00
W.W. HUTTINGER			AG1704398	.750	.750	.784	.783	.783	04/21/2017	04/12/2018		100,000.00	100,000.00	100.000000	0.00
JAMES AND LIDA KNAPP			AG1704406	.750	.750	.784	.781	.781	04/21/2017	04/12/2018		150,000.00	150,000.00	100.000000	0.00
TWIN PINE FARMS			AG1704414	.750	.750	.784	.783	.783	04/21/2017	04/12/2018		150,000.00	150,000.00	100.000000	0.00
JANET KUHLMAN			AG1704422	.750	.750	.784	.783	.783	04/20/2017	04/12/2018		115,000.00	115,000.00	100.000000	0.00
BARLAGE FARMS			AG1704430	.750	.750	.784	.783	.783	04/20/2017	04/12/2018		150,000.00	150,000.00	100.000000	0.00
KENNETH UNVERFERTH			AG1704448	.750	.750	.784	.783	.783	04/20/2017	04/12/2018		150,000.00	150,000.00	100.000000	0.00
LINCOLN NAFZIGER			AG1704455	.750	.750	.784	.783	.783	04/20/2017	04/12/2018		150,000.00	150,000.00	100.000000	0.00
CURTIS COOLEY			AG1704463	.750	.750	.784	.783	.783	04/20/2017	04/12/2018		150,000.00	150,000.00	100.000000	0.00
JEFFREY BEAVERSON			AG1704471	.750	.750	.784	.783	.783	04/20/2017	04/12/2018		100,000.00	100,000.00	100.000000	0.00
JOHN KURIVIAL			AG1704489	.750	.750	.784	.783	.783	04/20/2017	04/12/2018		150,000.00	150,000.00	100.000000	0.00
LESLIE SMITH			AG1702012	.750	.750	.784	.783	.783	04/21/2017	04/12/2018		25,000.00	25,000.00	100.000000	0.00
RANDALL STUCKEY			AG1702020	.750	.750	.784	.783	.783	04/21/2017	04/12/2018		50,000.00	50,000.00	100.000000	0.00
HAROLD JAMES NAGEL			AG1702038	.750	.750	.784	.783	.783	04/21/2017	04/12/2018		60,000.00	60,000.00	100.000000	0.00
LESLIE SCHAFFNER			AG1702046	.750	.750	.784	.783	.783	04/21/2017	04/12/2018		70,000.00	70,000.00	100.000000	0.00
KENNETH DURHAM			AG1702053	.750	.750	.784	.783	.783	04/21/2017	04/12/2018		95,000.00	95,000.00	100.000000	0.00
KENT LESTER			AG1702061	.750	.750	.784	.783	.783	04/21/2017	04/12/2018		100,000.00	100,000.00	100.000000	0.00

Run Date: 7/6/2017 5:11:19 AM

Investments Outstanding As Of Date: 6/30/2017

INVESTMENT PORTFOLIO - POSITION DETAIL

Special Projects	Moodys	S&P	CUSIP	Coupon Rate	YIELD	WAL	Durtn	Effect Durtn	Purchase Date	Maturity Date	Call Date	Current Par Value	Current Book Value	Market Price	Unrealized Gain/ (Loss)
ALAN SCHAFFNER			AG1702079	.750	.750	.784	.783	.783	04/21/2017	04/12/2018		100,000.00	100,000.00	100.000000	0.00
MDMT FARMS LLC			AG1702087	.750	.750	.784	.783	.783	04/21/2017	04/12/2018		100,000.00	100,000.00	100.000000	0.00
RICKY HALL			AG1702095	.750	.750	.784	.783	.783	04/21/2017	04/12/2018		100,000.00	100,000.00	100.000000	0.00
GARY HAMMON			AG1702103	.750	.750	.784	.783	.783	04/21/2017	04/12/2018		125,000.00	125,000.00	100.000000	0.00
MITCHEL SCHAFFNER			AG1702111	.750	.750	.784	.783	.783	04/21/2017	04/12/2018		125,000.00	125,000.00	100.000000	0.00
KEVIN STONG			AG1702129	.750	.750	.784	.783	.783	04/21/2017	04/12/2018		130,000.00	130,000.00	100.000000	0.00
MASON FAMILY FARMS LLC			AG1702137	.750	.750	.784	.783	.783	04/21/2017	04/12/2018		150,000.00	150,000.00	100.000000	0.00
RAY LEPPELMEIER			AG1702145	.750	.750	.784	.783	.783	04/21/2017	04/12/2018		150,000.00	150,000.00	100.000000	0.00
DOUGLAS EISEL			AG1702152	.750	.750	.784	.783	.783	04/21/2017	04/12/2018		150,000.00	150,000.00	100.000000	0.00
JOHN RETHMEL			AG1702160	.750	.750	.784	.783	.783	04/21/2017	04/12/2018		150,000.00	150,000.00	100.000000	0.00
HOLLAND FARMS LLC			AG1702178	.750	.750	.784	.783	.783	04/21/2017	04/12/2018		150,000.00	150,000.00	100.000000	0.00
KEITH JONES			AG1702186	.750	.750	.784	.783	.783	04/21/2017	04/12/2018		150,000.00	150,000.00	100.000000	0.00
JAMES LEATHERMAN			AG1702194	.750	.750	.784	.783	.783	04/21/2017	04/12/2018		150,000.00	150,000.00	100.000000	0.00
JASON MEYERS			AG1702202	.750	.750	.784	.783	.783	04/21/2017	04/12/2018		150,000.00	150,000.00	100.000000	0.00
NEWCOMER FARMS INC.			AG1702210	.750	.750	.784	.783	.783	04/21/2017	04/12/2018		150,000.00	150,000.00	100.000000	0.00
GREGORY NOFZIGER			AG1702228	.750	.750	.784	.783	.783	04/21/2017	04/12/2018		150,000.00	150,000.00	100.000000	0.00
GREGORY OTTO			AG1702343	.750	.750	.784	.783	.783	04/21/2017	04/12/2018		150,000.00	150,000.00	100.000000	0.00
MATTHEW WALTERS			AG1702350	.750	.750	.784	.783	.783	04/21/2017	04/12/2018		35,000.00	35,000.00	100.000000	0.00
BRIAN ANDERSON			AG1702368	.750	.750	.784	.783	.783	04/21/2017	04/12/2018		50,000.00	50,000.00	100.000000	0.00
JONATHON LANG			AG1702376	.750	.750	.784	.783	.783	04/21/2017	04/12/2018		50,000.00	50,000.00	100.000000	0.00
CHARLES BRESLER			AG1702384	.750	.750	.784	.783	.783	04/21/2017	04/12/2018		100,000.00	100,000.00	100.000000	0.00
BATESON FARMS			AG1702392	.750	.750	.784	.783	.783	04/21/2017	04/12/2018		100,000.00	100,000.00	100.000000	0.00
KENNETH SCHROEDER			AG1704166	.750	.750	.784	.783	.783	04/21/2017	04/12/2018		150,000.00	150,000.00	100.000000	0.00
JERRY HOFFMAN			AG1704174	.750	.750	.784	.783	.783	04/21/2017	04/12/2018		125,000.00	125,000.00	100.000000	0.00
RYAN ORDWAY			AG1704182	.750	.750	.784	.783	.783	04/21/2017	04/12/2018		60,000.00	60,000.00	100.000000	0.00
DENNIS STEFFAN			AG1704190	.750	.750	.784	.783	.783	04/21/2017	04/12/2018		50,000.00	50,000.00	100.000000	0.00
TIMOTHY SCHROEDER			AG1704208	.750	.750	.784	.783	.783	04/21/2017	04/12/2018		50,000.00	50,000.00	100.000000	0.00
OSCAR S SCHROEDER			AG1704216	.750	.750	.784	.783	.783	04/21/2017	04/12/2018		150,000.00	150,000.00	100.000000	0.00
HASELMAN BROS.			AG1704224	.750	.750	.784	.783	.783	04/21/2017	04/12/2018		150,000.00	150,000.00	100.000000	0.00
MOENING FARMS LLC			AG1704232	.750	.750	.784	.783	.783	04/21/2017	04/12/2018		150,000.00	150,000.00	100.000000	0.00
MICHAEL BALBAUGH			AG1704240	.750	.750	.784	.783	.783	04/21/2017	04/12/2018		150,000.00	150,000.00	100.000000	0.00
GARY VOLLMAR			AG1702400	.750	.750	.784	.783	.783	04/21/2017	04/12/2018		100,000.00	100,000.00	100.000000	0.00
GERALD HASELMAN			AG1704257	.750	.750	.784	.783	.783	04/21/2017	04/12/2018		65,000.00	65,000.00	100.000000	0.00

Run Date: 7/6/2017 5:11:19 AM

Investments Outstanding As Of Date: 6/30/2017

INVESTMENT PORTFOLIO - POSITION DETAIL

Special Projects	Moodys	S&P	CUSIP	Coupon Rate	YIELD	WAL	Durtn	Effect Durtn	Purchase Date	Maturity Date	Call Date	Current Par Value	Current Book Value	Market Price	Unrealized Gain/ (Loss)
PALTE FARMS			AG1704265	.750	.750	.784	.783	.783	04/21/2017	04/12/2018		125,000.00	125,000.00	100.000000	0.00
LEONARD MICHEL			AG1704273	.750	.750	.784	.783	.783	04/21/2017	04/12/2018		100,000.00	100,000.00	100.000000	0.00
JOE SCHROEDER			AG1704281	.750	.750	.784	.783	.783	04/21/2017	04/12/2018		100,000.00	100,000.00	100.000000	0.00
HAROLD ROY			AG1704299	.750	.750	.784	.783	.783	04/21/2017	04/12/2018		125,000.00	125,000.00	100.000000	0.00
RA SCHROEDER FARMS INC.			AG1704307	.750	.750	.784	.783	.783	04/21/2017	04/12/2018		150,000.00	150,000.00	100.000000	0.00
HARRISON TRAIL FARMS			AG1702418	.750	.750	.784	.783	.783	04/21/2017	04/12/2018		100,000.00	100,000.00	100.000000	0.00
EDWARD HUFFMAN			AG1702426	.750	.750	.784	.783	.783	04/21/2017	04/12/2018		150,000.00	150,000.00	100.000000	0.00
GARY ORDWAY			AG1704315	.750	.750	.784	.783	.783	04/21/2017	04/12/2018		80,000.00	80,000.00	100.000000	0.00
DANNY ROE			AG1704323	.750	.750	.784	.783	.783	04/21/2017	04/12/2018		150,000.00	150,000.00	100.000000	0.00
CHAD AND JASON PESTER			AG1704331	.750	.750	.784	.783	.783	04/21/2017	04/12/2018		90,000.00	90,000.00	100.000000	0.00
JEFFREY STEFFAN			AG1704349	.750	.750	.784	.783	.783	04/21/2017	04/12/2018		150,000.00	150,000.00	100.000000	0.00
DOUGLAS MANGAS			AG1704356	.750	.750	.784	.783	.783	04/21/2017	04/12/2018		150,000.00	150,000.00	100.000000	0.00
ROGER NIESE			AG1704364	.750	.750	.784	.783	.783	04/21/2017	04/12/2018		90,000.00	90,000.00	100.000000	0.00
GARY NIESE			AG1704372	.750	.750	.784	.783	.783	04/21/2017	04/12/2018		150,000.00	150,000.00	100.000000	0.00
CHARLES SCHECKELHOFF			AG1704380	.750	.750	.784	.783	.783	04/21/2017	04/12/2018		100,000.00	100,000.00	100.000000	0.00
THE ECKEL CATTLE COMPA			AG1702434	.750	.750	.784	.783	.783	04/21/2017	04/12/2018		150,000.00	150,000.00	100.000000	0.00
MARK BOSS			AG1702442	.750	.750	.784	.783	.783	04/21/2017	04/12/2018		150,000.00	150,000.00	100.000000	0.00
JOHN YOUNG			AG1702459	.750	.750	.784	.783	.783	04/21/2017	04/12/2018		150,000.00	150,000.00	100.000000	0.00
TIMOTHY SHELINE			AG1702467	.750	.750	.784	.783	.783	04/21/2017	04/12/2018		150,000.00	150,000.00	100.000000	0.00
WULFF FARMS			AG1702475	.750	.750	.784	.783	.783	04/21/2017	04/12/2018		150,000.00	150,000.00	100.000000	0.00
D & S FARMS LLC			AG1702483	.750	.750	.784	.783	.783	04/21/2017	04/12/2018		150,000.00	150,000.00	100.000000	0.00
TRAVIS HARRISON			AG1702491	.750	.750	.784	.783	.783	04/21/2017	04/12/2018		150,000.00	150,000.00	100.000000	0.00
DAN & CHARM POTTER JOI			AG1702509	.750	.750	.784	.783	.783	04/21/2017	04/12/2018		150,000.00	150,000.00	100.000000	0.00
ECKEL GRAIN FARMS LTD.			AG1702517	.750	.750	.784	.783	.783	04/21/2017	04/12/2018		150,000.00	150,000.00	100.000000	0.00
CLEAR VIEW FARMS			AG1702525	.750	.750	.784	.783	.783	04/21/2017	04/12/2018		150,000.00	150,000.00	100.000000	0.00
RICHARD WALTERS			AG1702533	.750	.750	.784	.783	.783	04/21/2017	04/12/2018		150,000.00	150,000.00	100.000000	0.00
JERREMY SIEFKER			AG1702541	.750	.750	.784	.783	.783	04/21/2017	04/12/2018		70,000.00	70,000.00	100.000000	0.00
ZEEDYK FARMS LLC			AG1704505	.750	.750	.784	.783	.783	04/24/2017	04/12/2018		150,000.00	150,000.00	100.000000	0.00
THOMAS WIEMKEN			AG1704513	.750	.750	.784	.783	.783	04/24/2017	04/12/2018		100,000.00	100,000.00	100.000000	0.00
JD ECKEL FAMILY FARMS LL			AG1704521	.750	.750	.784	.783	.783	04/24/2017	04/12/2018		150,000.00	150,000.00	100.000000	0.00
RANDY CHAPMAN			AG1704539	.750	.750	.784	.783	.783	04/24/2017	04/12/2018		50,000.00	50,000.00	100.000000	0.00
AREND BROTHERS INC.			AG1704547	.750	.750	.784	.783	.783	04/24/2017	04/12/2018		150,000.00	150,000.00	100.000000	0.00
AUSTIN BOK			AG1704554	.750	.750	.784	.783	.783	04/24/2017	04/12/2018		45,000.00	45,000.00	100.000000	0.00

Run Date: 7/6/2017 5:11:19 AM

Investments Outstanding As Of Date: 6/30/2017

INVESTMENT PORTFOLIO - POSITION DETAIL

Special Projects	Moodys	S&P	CUSIP	Coupon Rate	YIELD	WAL	Durtn	Effect Durtn	Purchase Date	Maturity Date	Call Date	Current Par Value	Current Book Value	Market Price	Unrealized Gain/ (Loss)
THOMAS SCHLACHTER			AG1704562	.750	.750	.784	.783	.783	04/24/2017	04/12/2018		55,000.00	55,000.00	100.000000	0.00
SPATIAL AG. SYSTEMS LLC			AG1704570	.750	.750	.784	.783	.783	04/24/2017	04/12/2018		150,000.00	150,000.00	100.000000	0.00
LEO SHININGER			AG1704588	.750	.750	.784	.783	.783	04/24/2017	04/12/2018		150,000.00	150,000.00	100.000000	0.00
THE MARQUARD COMPANY			LD1700474	.750	.750	1.816	1.809	1.809	04/24/2017	04/24/2019		313,000.00	313,000.00	100.000000	0.00
ANDREWS FARMS INC			AG1704596	.750	.750	.784	.783	.783	04/25/2017	04/12/2018		150,000.00	150,000.00	100.000000	0.00
AC SCHROEDER LLC			AG1704604	.750	.750	.784	.783	.783	04/25/2017	04/12/2018		150,000.00	150,000.00	100.000000	0.00
BR FARMS LLC			AG1704612	.750	.750	.784	.783	.783	04/25/2017	04/12/2018		150,000.00	150,000.00	100.000000	0.00
KATHERINE HARALSON			EC1701910	.750	.750	1.822	1.815	1.815	04/27/2017	04/26/2019		67,402.45	67,402.45	100.000000	0.00
DUANE GRIFFAW			EC1701928	.750	.750	1.822	1.815	1.815	04/27/2017	04/26/2019		30,000.00	30,000.00	100.000000	0.00
RYAN HELLWIG			EC1701936	.750	.750	1.822	1.815	1.815	04/27/2017	04/26/2019		250,495.00	250,495.00	100.000000	0.00
JONATHAN SABO			EC1701944	.750	.750	1.822	1.815	1.815	04/27/2017	04/26/2019		55,675.00	55,675.00	100.000000	0.00
MICHAEL APKING			EC1701951	.750	.750	1.822	1.815	1.815	04/27/2017	04/26/2019		29,375.00	29,375.00	100.000000	0.00
ROBERT MUELLER			EC1701969	.750	.750	1.822	1.815	1.815	04/27/2017	04/26/2019		276,500.00	276,500.00	100.000000	0.00
MATTHEW GARY			EC1701977	.750	.750	1.822	1.815	1.815	04/27/2017	04/26/2019		81,430.00	81,430.00	100.000000	0.00
DANNY YAHINI			EC1701985	.750	.750	1.822	1.815	1.815	04/27/2017	04/26/2019		90,704.70	90,704.70	100.000000	0.00
SHOWALTER DAIRY FARMS			AG1704620	.750	.750	.784	.783	.783	05/01/2017	04/12/2018		150,000.00	150,000.00	100.000000	0.00
MASON KISAMORE			AG1704638	.750	.750	.784	.783	.783	05/01/2017	04/12/2018		50,000.00	50,000.00	100.000000	0.00
IVAN ZIMMERMAN			AG1704646	.750	.750	.784	.783	.783	05/01/2017	04/12/2018		30,000.00	30,000.00	100.000000	0.00
AMOS LIVESTOCK EQUIPME			AG1704653	.750	.750	.784	.783	.783	05/01/2017	04/12/2018		60,000.00	60,000.00	100.000000	0.00
JAY & JEWEL AMSTUTZ			AG1704661	.750	.750	.784	.783	.783	05/01/2017	04/12/2018		30,000.00	30,000.00	100.000000	0.00
RICHARD GRAHAM			AG1704679	.750	.750	.784	.783	.783	05/01/2017	04/12/2018		25,000.00	25,000.00	100.000000	0.00
PEBBLE FARM			AG1704687	.750	.750	.784	.783	.783	05/01/2017	04/12/2018		20,000.00	20,000.00	100.000000	0.00
CRAIG E & LYNELLE J STOLL			AG1704695	.750	.750	.784	.783	.783	05/01/2017	04/12/2018		30,000.00	30,000.00	100.000000	0.00
DAVID & JONATHAN DOTTE			AG1704703	.750	.750	.784	.783	.783	05/01/2017	04/12/2018		150,000.00	150,000.00	100.000000	0.00
HODGE FARMS LLC			AG1704711	.750	.750	.784	.783	.783	05/01/2017	04/12/2018		100,000.00	100,000.00	100.000000	0.00
WILLIAM AND VICKIE ROHR			AG1704729	.750	.750	.784	.783	.783	05/01/2017	04/12/2018		150,000.00	150,000.00	100.000000	0.00
STACY J GIAUQUE			AG1704737	.750	.750	.784	.783	.783	05/01/2017	04/12/2018		125,000.00	125,000.00	100.000000	0.00
BRIAN GORTNER			AG1704745	.750	.750	.784	.783	.783	05/01/2017	04/12/2018		150,000.00	150,000.00	100.000000	0.00
SCHEUFLER FARMS LLC			AG1704752	.750	.750	.784	.783	.783	05/01/2017	04/12/2018		150,000.00	150,000.00	100.000000	0.00
CANTENDO ACRES GRAZELA			AG1704760	.750	.750	.784	.783	.783	05/01/2017	04/12/2018		50,000.00	50,000.00	100.000000	0.00
ROY ANDREW LEID			AG1704778	.750	.750	.784	.783	.783	05/01/2017	04/12/2018		22,500.00	22,500.00	100.000000	0.00
DAVID & ANNE GASSER			AG1704786	.750	.750	.784	.783	.783	05/01/2017	04/12/2018		25,000.00	25,000.00	100.000000	0.00
DJR FARM LLC			AG1704794	.750	.750	.784	.783	.783	05/01/2017	04/12/2018		10,000.00	10,000.00	100.000000	0.00

Run Date: 7/6/2017 5:11:19 AM

Investments Outstanding As Of Date: 6/30/2017

INVESTMENT PORTFOLIO - POSITION DETAIL

Special Projects	Moodys	S&P	CUSIP	Coupon Rate	YIELD	WAL	Durtn	Effect Durtn	Purchase Date	Maturity Date	Call Date	Current Par Value	Current Book Value	Market Price	Unrealized Gain/ (Loss)
PAUL & FANNIE MILLER			AG1704802	.750	.750	.784	.783	.783	05/01/2017	04/12/2018		20,000.00	20,000.00	100.000000	0.00
HAROLD & MARGARET MILL			AG1704810	.750	.750	.784	.783	.783	05/01/2017	04/12/2018		55,000.00	55,000.00	100.000000	0.00
MACY & MICHAEL & LEANNE			AG1704828	.750	.750	.784	.783	.783	05/01/2017	04/12/2018		20,000.00	20,000.00	100.000000	0.00
R E LUMBER AND LOGGING			AG1705049	.750	.750	.784	.783	.783	05/01/2017	04/12/2018		150,000.00	150,000.00	100.000000	0.00
EUGENE & MARY A BURKHO			AG1705056	.750	.750	.784	.783	.783	05/01/2017	04/12/2018		100,000.00	100,000.00	100.000000	0.00
BRYAN MILLER			AG1705064	.750	.750	.784	.783	.783	05/01/2017	04/12/2018		40,000.00	40,000.00	100.000000	0.00
KRAIG GASSER			AG1705072	.750	.750	.784	.783	.783	05/01/2017	04/12/2018		50,000.00	50,000.00	100.000000	0.00
RACE ROCK DAIRY FARM			AG1705080	.750	.750	.784	.783	.783	05/01/2017	04/12/2018		20,000.00	20,000.00	100.000000	0.00
ROHR FARMS SERVICE LLC			AG1705098	.750	.750	.784	.783	.783	05/01/2017	04/12/2018		150,000.00	150,000.00	100.000000	0.00
DOUGLASS GRAIN FARMS L			AG1705106	.750	.750	.784	.783	.783	05/01/2017	04/12/2018		150,000.00	150,000.00	100.000000	0.00
BRENEMAN FARMS INC			AG1705114	.750	.750	.784	.783	.783	05/01/2017	04/12/2018		50,000.00	50,000.00	100.000000	0.00
BRADLEY & MOLLY STULL			AG1705122	.750	.750	.784	.783	.783	05/01/2017	04/12/2018		35,000.00	35,000.00	100.000000	0.00
SETH S AMOS			AG1705130	.750	.750	.784	.783	.783	05/01/2017	04/12/2018		60,000.00	60,000.00	100.000000	0.00
FIVE POINTS FARM LLC			AG1705148	.750	.750	.784	.783	.783	05/01/2017	04/12/2018		150,000.00	150,000.00	100.000000	0.00
LOREN LARRY & DARRELL S			AG1705155	.750	.750	.784	.783	.783	05/01/2017	04/12/2018		50,000.00	50,000.00	100.000000	0.00
DALEWYN C & JULIE M MAR			AG1705163	.750	.750	.784	.783	.783	05/01/2017	04/12/2018		50,000.00	50,000.00	100.000000	0.00
ROSEDALE FARMS LLC			AG1705171	.750	.750	.784	.783	.783	05/01/2017	04/12/2018		150,000.00	150,000.00	100.000000	0.00
OPEN ROAD FARM LTD			AG1705189	.750	.750	.784	.783	.783	05/01/2017	04/12/2018		100,000.00	100,000.00	100.000000	0.00
LANG VUE FARMS LTD			AG1704836	.750	.750	.784	.783	.783	05/01/2017	04/12/2018		75,000.00	75,000.00	100.000000	0.00
WINDY WAY FARMS LTD			AG1705197	.750	.750	.784	.783	.783	05/01/2017	04/12/2018		150,000.00	150,000.00	100.000000	0.00
NATHAN L YODER			AG1705205	.750	.750	.784	.783	.783	05/01/2017	04/12/2018		50,000.00	50,000.00	100.000000	0.00
GEITGEY FARMS LLC			AG1704844	.750	.750	.784	.783	.783	05/01/2017	04/12/2018		35,000.00	35,000.00	100.000000	0.00
REGAN A & LAURA A KLINE			AG1705213	.750	.750	.784	.783	.783	05/01/2017	04/12/2018		40,212.00	40,212.00	100.000000	0.00
CLIFFORD SCHEIBE			AG1704851	.750	.750	.784	.783	.783	05/01/2017	04/12/2018		50,000.00	50,000.00	100.000000	0.00
TYLER STAHL			AG1705221	.750	.750	.784	.783	.783	05/01/2017	04/12/2018		15,000.00	15,000.00	100.000000	0.00
WASUKA FARMS INC			AG1705239	.750	.750	.784	.783	.783	05/01/2017	04/12/2018		150,000.00	150,000.00	100.000000	0.00
JONATHAN D & MARTHA G			AG1705247	.750	.750	.784	.783	.783	05/01/2017	04/12/2018		75,000.00	75,000.00	100.000000	0.00
MARTINS HILLCREST FARM			AG1704869	.750	.750	.784	.783	.783	05/01/2017	04/12/2018		100,000.00	100,000.00	100.000000	0.00
LEGEND DAIRY LTD			AG1704877	.750	.750	.784	.783	.783	05/01/2017	04/12/2018		150,000.00	150,000.00	100.000000	0.00
JOHN & PATRICIA STEINER			AG1704885	.750	.750	.784	.783	.783	05/01/2017	04/12/2018		20,000.00	20,000.00	100.000000	0.00
SCHIRM JERSEY FARM			AG1704893	.750	.750	.784	.783	.783	05/01/2017	04/12/2018		75,000.00	75,000.00	100.000000	0.00
GREG & CHALA TROYER			AG1704901	.750	.750	.784	.783	.783	05/01/2017	04/12/2018		75,000.00	75,000.00	100.000000	0.00
AGRI SOILS LTD			AG1704919	.750	.750	.784	.783	.783	05/01/2017	04/12/2018		150,000.00	150,000.00	100.000000	0.00

Run Date: 7/6/2017 5:11:19 AM

Investments Outstanding As Of Date: 6/30/2017

INVESTMENT PORTFOLIO - POSITION DETAIL

Special Projects	Moodys	S&P	CUSIP	Coupon Rate	YIELD	WAL	Durtn	Effect Durtn	Purchase Date	Maturity Date	Call Date	Current Par Value	Current Book Value	Market Price	Unrealized Gain/ (Loss)
KLEVER HOLSTEIN FRM LIM			AG1704927	.750	.750	.784	.783	.783	05/01/2017	04/12/2018		86,000.00	86,000.00	100.000000	0.00
NATHAN GASSER			AG1704935	.750	.750	.784	.783	.783	05/01/2017	04/12/2018		100,000.00	100,000.00	100.000000	0.00
GALE & WYVIONA SAUSER			AG1704943	.750	.750	.784	.783	.783	05/01/2017	04/12/2018		40,000.00	40,000.00	100.000000	0.00
JON BRAD OCEL			AG1704950	.750	.750	.784	.783	.783	05/01/2017	04/12/2018		50,000.00	50,000.00	100.000000	0.00
LEROY J & MARTHA S MILLE			AG1704968	.750	.750	.784	.783	.783	05/01/2017	04/12/2018		20,000.00	20,000.00	100.000000	0.00
BENJAMIN L GOOD			AG1704976	.750	.750	.784	.783	.783	05/01/2017	04/12/2018		40,000.00	40,000.00	100.000000	0.00
ADRIAN & ALYSSA BEERY			AG1704984	.750	.750	.784	.783	.783	05/01/2017	04/12/2018		30,000.00	30,000.00	100.000000	0.00
LAROY WEAVER			AG1704992	.750	.750	.784	.783	.783	05/01/2017	04/12/2018		150,000.00	150,000.00	100.000000	0.00
RUPRECHT FARM LLC			AG1705007	.750	.750	.784	.783	.783	05/01/2017	04/12/2018		100,000.00	100,000.00	100.000000	0.00
SAMUEL BURKHOLDER			AG1705015	.750	.750	.784	.783	.783	05/01/2017	04/12/2018		60,000.00	60,000.00	100.000000	0.00
IVAN BURKHOLDER			AG1705023	.750	.750	.784	.783	.783	05/01/2017	04/12/2018		25,000.00	25,000.00	100.000000	0.00
KELLY MCKELVEY			AG1705031	.750	.750	.784	.783	.783	05/01/2017	04/12/2018		150,000.00	150,000.00	100.000000	0.00
BENJAMIN KLICK			AG1705254	.750	.750	.784	.783	.783	05/01/2017	04/12/2018		50,000.00	50,000.00	100.000000	0.00
CLINT J & CASSANDRA K KE			AG1705262	.750	.750	.784	.783	.783	05/01/2017	04/12/2018		70,000.00	70,000.00	100.000000	0.00
JOHN & LINDA BADGER			AG1705270	.750	.750	.784	.783	.783	05/01/2017	04/12/2018		150,000.00	150,000.00	100.000000	0.00
JAMES AND LINDA MOSHER			AG1705288	.750	.750	.784	.783	.783	05/01/2017	04/12/2018		75,000.00	75,000.00	100.000000	0.00
DBA CANAAN AGRICULTURE			AG1705296	.750	.750	.784	.783	.783	05/01/2017	04/12/2018		20,000.00	20,000.00	100.000000	0.00
DONALD R AND JESSICA BA			AG1705304	.750	.750	.784	.783	.783	05/01/2017	04/12/2018		120,000.00	120,000.00	100.000000	0.00
FOUR WINDS FARMS LTD			AG1705312	.750	.750	.784	.783	.783	05/01/2017	04/12/2018		125,000.00	125,000.00	100.000000	0.00
STEINER GRAIN FARMS AG			AG1705320	.750	.750	.784	.783	.783	05/01/2017	04/12/2018		120,000.00	120,000.00	100.000000	0.00
RUDY MAIBACH			AG1705338	.750	.750	.784	.783	.783	05/01/2017	04/12/2018		50,000.00	50,000.00	100.000000	0.00
PLEASANT VALE DAIRY INC			AG1705346	.750	.750	.784	.783	.783	05/01/2017	04/12/2018		150,000.00	150,000.00	100.000000	0.00
BENJAMIN AND MELISSA RE			AG1705353	.750	.750	.784	.783	.783	05/01/2017	04/12/2018		150,000.00	150,000.00	100.000000	0.00
SHADE CREEK FARMS			AG1705361	.750	.750	.784	.783	.783	05/01/2017	04/12/2018		150,000.00	150,000.00	100.000000	0.00
STEVEN AND ALYSON STEIN			AG1705379	.750	.750	.784	.783	.783	05/01/2017	04/12/2018		10,000.00	10,000.00	100.000000	0.00
SIMON YODER			AG1705387	.750	.750	.784	.783	.783	05/01/2017	04/12/2018		60,000.00	60,000.00	100.000000	0.00
BENJAMIN & JOANNA BALTZ			AG1705395	.750	.750	.784	.783	.783	05/01/2017	04/12/2018		10,000.00	10,000.00	100.000000	0.00
CANAAN CATTLE & GRAIN L			AG1705403	.750	.750	.784	.783	.783	05/01/2017	04/12/2018		42,000.00	42,000.00	100.000000	0.00
JAMES AND JANET KASSER			AG1705411	.750	.750	.784	.783	.783	05/01/2017	04/12/2018		100,000.00	100,000.00	100.000000	0.00
STEVE AND KATHY MARTIN			AG1705429	.750	.750	.784	.783	.783	05/01/2017	04/12/2018		125,000.00	125,000.00	100.000000	0.00
WILLIAM AND DARLA WEAV			AG1705437	.750	.750	.784	.783	.783	05/01/2017	04/12/2018		80,000.00	80,000.00	100.000000	0.00
CRAIG T & LINDA L POWELL			AG1705445	.750	.750	.784	.783	.783	05/01/2017	04/12/2018		100,000.00	100,000.00	100.000000	0.00
DAVEL FARMS INC			AG1705452	.750	.750	.784	.783	.783	05/01/2017	04/12/2018		100,000.00	100,000.00	100.000000	0.00

Run Date: 7/6/2017 5:11:19 AM

Investments Outstanding As Of Date: 6/30/2017

INVESTMENT PORTFOLIO - POSITION DETAIL

Special Projects	Moodys	S&P	CUSIP	Coupon Rate	YIELD	WAL	Durtn	Effect Durtn	Purchase Date	Maturity Date	Call Date	Current Par Value	Current Book Value	Market Price	Unrealized Gain/ (Loss)
ROBERT AND CYNTHIA FAR			AG1705460	.750	.750	.784	.783	.783	05/01/2017	04/12/2018		150,000.00	150,000.00	100.000000	0.00
STEVE HOISINGTON			AG1705478	.750	.750	.784	.783	.783	05/01/2017	04/12/2018		150,000.00	150,000.00	100.000000	0.00
JERRY A & ANN M MCNEIL			AG1705486	.750	.750	.784	.783	.783	05/01/2017	04/12/2018		150,000.00	150,000.00	100.000000	0.00
RANDALL E AND SUE ANN B			AG1705494	.750	.750	.784	.783	.783	05/01/2017	04/12/2018		95,000.00	95,000.00	100.000000	0.00
PARKER FARMS			AG1705502	.750	.750	.784	.783	.783	05/01/2017	04/12/2018		75,000.00	75,000.00	100.000000	0.00
CLAR LAIN FARM LLC			AG1705510	.750	.750	.784	.783	.783	05/01/2017	04/12/2018		150,000.00	150,000.00	100.000000	0.00
HERSHEY CROPLAND LLC			AG1705528	.750	.750	.784	.783	.783	05/01/2017	04/12/2018		10,000.00	10,000.00	100.000000	0.00
JENTES FARM OPERATIONS			AG1705536	.750	.750	.784	.783	.783	05/01/2017	04/12/2018		150,000.00	150,000.00	100.000000	0.00
MOOREFIELD FARMS			AG1705544	.750	.750	.784	.783	.783	05/01/2017	04/12/2018		150,000.00	150,000.00	100.000000	0.00
REHM FARMS LLC			AG1705551	.750	.750	.784	.783	.783	05/01/2017	04/12/2018		150,000.00	150,000.00	100.000000	0.00
WILDWOOD LEGACY FARMS			AG1705569	.750	.750	.784	.783	.783	05/01/2017	04/12/2018		25,000.00	25,000.00	100.000000	0.00
RICHARD L & BETHANY J G			AG1705577	.750	.750	.784	.783	.783	05/01/2017	04/12/2018		35,000.00	35,000.00	100.000000	0.00
JOSHUA D & MYLA A HERSH			AG1705585	.750	.750	.784	.783	.783	05/01/2017	04/12/2018		60,000.00	60,000.00	100.000000	0.00
STEINERS CUSTOM FARMIN			AG1705593	.750	.750	.784	.783	.783	05/01/2017	04/12/2018		100,000.00	100,000.00	100.000000	0.00
CARMONY FARMS LTD			AG1705601	.750	.750	.784	.783	.783	05/01/2017	04/12/2018		150,000.00	150,000.00	100.000000	0.00
CIRCLE J FARMS LLC			AG1705619	.750	.750	.784	.783	.783	05/01/2017	04/12/2018		150,000.00	150,000.00	100.000000	0.00
GASSER FARMS LLC			AG1705627	.750	.750	.784	.783	.783	05/01/2017	04/12/2018		150,000.00	150,000.00	100.000000	0.00
JENTES CUSTOM FARMING			AG1705635	.750	.750	.784	.783	.783	05/01/2017	04/12/2018		150,000.00	150,000.00	100.000000	0.00
ROBERT AND AMY GRABER			AG1705643	.750	.750	.784	.783	.783	05/01/2017	04/12/2018		75,000.00	75,000.00	100.000000	0.00
ROGER FEATHER			AG1705650	.750	.750	.784	.783	.783	05/01/2017	04/12/2018		100,000.00	100,000.00	100.000000	0.00
ARMFELT ACRES			AG1705668	.750	.750	.784	.783	.783	05/01/2017	04/12/2018		35,000.00	35,000.00	100.000000	0.00
JONATHAN AND ABBEY NOR			AG1705676	.750	.750	.784	.783	.783	05/01/2017	04/12/2018		90,000.00	90,000.00	100.000000	0.00
ROSEDALE VENTURES LLC			AG1705684	.750	.750	.784	.783	.783	05/01/2017	04/12/2018		150,000.00	150,000.00	100.000000	0.00
STEVEN AND SHAWN KACER			AG1705692	.750	.750	.784	.783	.783	05/01/2017	04/12/2018		150,000.00	150,000.00	100.000000	0.00
BID OHIO			LD17B0514	1.050	1.050	.359	.359	.359	05/03/2017	11/08/2017		3,000,000.00	3,000,000.00	100.000000	0.00
BID OHIO			LD17B0522	1.050	1.050	.359	.359	.359	05/03/2017	11/08/2017		1,000,000.00	1,000,000.00	100.000000	0.00
BID OHIO			LD17B0530	1.050	1.050	.359	.359	.359	05/03/2017	11/08/2017		2,000,000.00	2,000,000.00	100.000000	0.00
BID OHIO			LD17B0548	1.050	1.050	.359	.359	.359	05/03/2017	11/08/2017		5,000,000.00	5,000,000.00	100.000000	0.00
R & S LAJTI FARMS			AG1705700	.750	.750	.784	.783	.783	05/04/2017	04/12/2018		100,000.00	100,000.00	100.000000	0.00
WILLIAM C. KOWALKA			AG1705718	.750	.750	.784	.783	.783	05/04/2017	04/12/2018		90,000.00	90,000.00	100.000000	0.00
CHARLES N. STEWART III			AG1705726	.750	.750	.784	.783	.783	05/04/2017	04/12/2018		90,000.00	90,000.00	100.000000	0.00
ENVIROSCAPE ECM LTD			LD1700482	.750	.750	1.841	1.834	1.834	05/04/2017	05/03/2019		384,390.45	384,390.45	100.000000	0.00
WRIGHT TIRE & AUTO LLC			LD1700490	.750	.750	1.855	1.848	1.848	05/08/2017	05/08/2019		200,000.00	200,000.00	100.000000	0.00

Run Date: 7/6/2017 5:11:19 AM

Investments Outstanding As Of Date: 6/30/2017

INVESTMENT PORTFOLIO - POSITION DETAIL

Special Projects	Moodys	S&P	CUSIP	Coupon Rate	YIELD	WAL	Durtn	Effect Durtn	Purchase Date	Maturity Date	Call Date	Current Par Value	Current Book Value	Market Price	Unrealized Gain/ (Loss)
HICKORY LANE WELDING L			LD1700508	.750	.750	1.858	1.851	1.851	05/09/2017	05/09/2019		400,000.00	400,000.00	100.000000	0.00
BID OHIO			LD17B0555	.950	.950	.129	.129	.129	05/17/2017	08/16/2017		2,000,000.00	2,000,000.00	100.000000	0.00
DUSTIN GRIME			EC1701993	.750	.750	1.899	1.892	1.892	05/25/2017	05/24/2019		175,007.00	175,007.00	100.000000	0.00
MICHAEL WHITE			EC1702009	.750	.750	1.899	1.892	1.892	05/25/2017	05/24/2019		50,255.00	50,255.00	100.000000	0.00
JOHN RUMANCIK			EC1702017	.750	.750	1.899	1.892	1.892	05/25/2017	05/24/2019		73,970.00	73,970.00	100.000000	0.00
TRAVIS ANDERSON			EC1702025	.750	.750	1.899	1.892	1.892	05/25/2017	05/24/2019		175,854.00	175,854.00	100.000000	0.00
MICHAEL PETRAS			EC1702033	.750	.750	1.899	1.892	1.892	05/25/2017	05/24/2019		202,370.00	202,370.00	100.000000	0.00
CURTIS CHIPPS			EC1702041	.750	.750	1.899	1.892	1.892	05/25/2017	05/24/2019		259,539.00	259,539.00	100.000000	0.00
RYAN MCCARTHY			EC1702058	.750	.750	1.899	1.892	1.892	05/25/2017	05/24/2019		78,500.00	78,500.00	100.000000	0.00
SARA CLARK			EC1702066	.750	.750	1.915	1.909	1.909	05/30/2017	05/30/2019		35,000.00	35,000.00	100.000000	0.00
WILLIAM BARWINSKI			EC1702074	.750	.750	1.915	1.909	1.909	05/30/2017	05/30/2019		175,007.00	175,007.00	100.000000	0.00
THOMAS GREENE			EC1702082	.750	.750	1.915	1.909	1.909	05/30/2017	05/30/2019		75,000.00	75,000.00	100.000000	0.00
ANDY LEE			EC1702090	.750	.750	1.915	1.909	1.909	05/30/2017	05/30/2019		115,400.00	115,400.00	100.000000	0.00
REED RICHMOND			EC1702108	.750	.750	1.915	1.909	1.909	05/30/2017	05/30/2019		75,000.00	75,000.00	100.000000	0.00
MARK PAVUK			EC1702116	.750	.750	1.915	1.909	1.909	05/30/2017	05/30/2019		181,986.42	181,986.42	100.000000	0.00
WING IT NORTH LLC			LD1700516	.750	.750	1.915	1.909	1.909	05/30/2017	05/30/2019		400,000.00	400,000.00	100.000000	0.00
ONLINE ENGINEERING COR			LD1700524	.750	.750	1.918	1.909	1.909	06/02/2017	05/31/2019		201,639.50	201,639.50	100.000000	0.00
J. MCCOY LUMBER CO. LTD			LD1700532	.750	.750	1.932	1.919	1.919	06/05/2017	06/05/2019		400,000.00	400,000.00	100.000000	0.00
BID OHIO			LD17B0563	1.100	1.100	.436	.435	.435	06/07/2017	12/06/2017		2,000,000.00	2,000,000.00	100.000000	0.00
BID OHIO			LD17B0571	1.100	1.100	.436	.435	.435	06/07/2017	12/06/2017		3,000,000.00	3,000,000.00	100.000000	0.00
BID OHIO			LD17B0589	1.100	1.100	.436	.435	.435	06/07/2017	12/06/2017		2,000,000.00	2,000,000.00	100.000000	0.00
BID OHIO			LD17B0597	1.100	1.100	.436	.435	.435	06/07/2017	12/06/2017		5,000,000.00	5,000,000.00	100.000000	0.00
BID OHIO			LD17B0605	1.050	1.050	.225	.225	.225	06/21/2017	09/20/2017		2,500,000.00	2,500,000.00	100.000000	0.00
BID OHIO			LD17B0613	1.050	1.050	.225	.225	.225	06/21/2017	09/20/2017		3,000,000.00	3,000,000.00	100.000000	0.00
EVERYDAY HOMECARE			LD1700540	1.000	1.000	1.975	1.965	1.965	06/23/2017	06/21/2019		201,301.03	201,301.03	100.000000	0.00
JAMES BALTZLY			AG1705734	.750	.750	.784	.783	.783	06/26/2017	04/12/2018		150,000.00	150,000.00	100.000000	0.00
HYLAND ACRES JERSEY LTD			AG1705742	.750	.750	.784	.783	.783	06/26/2017	04/12/2018		150,000.00	150,000.00	100.000000	0.00
JAMES ROGERS			AG1705759	.750	.750	.784	.783	.783	06/26/2017	04/12/2018		150,000.00	150,000.00	100.000000	0.00
CATAPADALE DAIRY LTD			AG1705767	.750	.750	.784	.783	.783	06/26/2017	04/12/2018		150,000.00	150,000.00	100.000000	0.00
ERIC SCOTT			EC1702124	1.000	1.000	1.992	1.982	1.982	06/27/2017	06/27/2019		113,510.00	113,510.00	100.000000	0.00
STEPHEN LO			EC1702132	1.000	1.000	1.992	1.982	1.982	06/27/2017	06/27/2019		67,695.00	67,695.00	100.000000	0.00
ARNOLD ADLER II			EC1702140	1.000	1.000	1.992	1.982	1.982	06/27/2017	06/27/2019		67,880.00	67,880.00	100.000000	0.00
ZACHARY SWISHER			EC1702157	1.000	1.000	1.992	1.982	1.982	06/27/2017	06/27/2019		329,000.00	329,000.00	100.000000	0.00

Run Date: 7/6/2017 5:11:19 AM

Investments Outstanding As Of Date: 6/30/2017

INVESTMENT PORTFOLIO - POSITION DETAIL

Special Projects	Moodys	S&P	CUSIP	Coupon Rate	YIELD	WAL	Durtn	Effect Durtn	Purchase Date	Maturity Date	Call Date	Current Par Value	Current Book Value	Market Price	Unrealized Gain/ (Loss)
JEREMY BIZJAK			EC1702165	1.000	1.000	1.992	1.982	1.982	06/27/2017	06/27/2019		83,750.00	83,750.00	100.000000	0.00
TOP OF THE VIADUCT REST			LD1700557	1.000	1.000	1.992	1.982	1.982	06/27/2017	06/27/2019		50,000.00	50,000.00	100.000000	0.00
PELAYO MONTOTO			EC1702173	1.000	1.000	1.992	1.982	1.982	06/27/2017	06/27/2019		53,300.00	53,300.00	100.000000	0.00
JOHN STORK			EC1702181	1.000	1.000	1.992	1.982	1.982	06/27/2017	06/27/2019		30,000.00	30,000.00	100.000000	0.00
NEIL SHARROW			EC1702199	1.000	1.000	1.992	1.982	1.982	06/27/2017	06/27/2019		69,000.00	69,000.00	100.000000	0.00
JOHN MARUNA			EC1702207	1.000	1.000	1.992	1.982	1.982	06/27/2017	06/27/2019		315,000.00	315,000.00	100.000000	0.00
MARGARETHA IZZO			EC1702215	1.000	1.000	1.992	1.982	1.982	06/27/2017	06/27/2019		111,390.00	111,390.00	100.000000	0.00
MATT WEDEL			EC1702223	1.000	1.000	1.992	1.982	1.982	06/27/2017	06/27/2019		166,135.00	166,135.00	100.000000	0.00
MICHAEL HENRY			EC1702231	1.000	1.000	1.995	1.984	1.984	06/29/2017	06/28/2019		136,385.80	136,385.80	100.000000	0.00
JESSICA RUSSELL			EC1702249	1.000	1.000	1.995	1.984	1.984	06/29/2017	06/28/2019		14,640.00	14,640.00	100.000000	0.00
JILL TALLEY			EC1702256	1.000	1.000	1.995	1.984	1.984	06/29/2017	06/28/2019		30,500.00	30,500.00	100.000000	0.00
MICHAEL PAMPANINI			EC1702264	1.000	1.000	1.995	1.984	1.984	06/29/2017	06/28/2019		96,125.00	96,125.00	100.000000	0.00
WILLIAM ELLIOTT			EC1702272	1.000	1.000	1.995	1.984	1.984	06/29/2017	06/28/2019		50,000.00	50,000.00	100.000000	0.00
BETTY MCGLONE			EC1702280	1.000	1.000	1.995	1.984	1.984	06/29/2017	06/28/2019		91,255.00	91,255.00	100.000000	0.00
TRACY INTIHAR			EC1702298	1.000	1.000	1.995	1.984	1.984	06/29/2017	06/28/2019		350,000.00	350,000.00	100.000000	0.00
ADAM SMITH			EC1702306	1.000	1.000	1.995	1.984	1.984	06/29/2017	06/28/2019		86,400.00	86,400.00	100.000000	0.00
JEFFREY DRAKE			EC1702314	1.000	1.000	1.995	1.984	1.984	06/29/2017	06/28/2019		185,451.00	185,451.00	100.000000	0.00
Total Count 1226				.586	.586	.659	.658	.658				234,872,947.49	234,872,947.49	100.000000	0.00
Star Ohio	**Moodys**	**S&P**	**CUSIP**	**Coupon Rate**	**YIELD**	**WAL**	**Durtn**	**Effect Durtn**	**Purchase Date**	**Maturity Date**	**Call Date**	**Current Par Value**	**Current Book Value**	**Market Price**	**Unrealized Gain/ (Loss)**
STAR OHIO 10010			10010	1.092	1.092	.003	.003	.003	05/31/2015	07/01/2017		180,711,789.71	180,711,789.71	100.000000	0.00
STAR OHIO 63942			63942	1.092	1.092	.003	.003	.003	05/31/2015	07/01/2017		20,842,981.45	20,842,981.45	100.000000	0.00
STAR OHIO 70933			70933	1.092	1.092	.003	.003	.003	05/31/2015	07/01/2017		10,656.21	10,656.21	100.000000	0.00
Total Count 3				1.092	1.092	.003	.003	.003				201,565,427.37	201,565,427.37	100.000000	0.00
Star Plus (FICA)	**Moodys**	**S&P**	**CUSIP**	**Coupon Rate**	**YIELD**	**WAL**	**Durtn**	**Effect Durtn**	**Purchase Date**	**Maturity Date**	**Call Date**	**Current Par Value**	**Current Book Value**	**Market Price**	**Unrealized Gain/ (Loss)**
STAR OHIO - 10010			PLUS30026	.650	.650	.003	.003	.003	05/31/2015	07/01/2017		50,418,820.71	50,418,820.71	100.000000	0.00
Total Count 1				.650	.650	.003	.003	.003				50,418,820.71	50,418,820.71	100.000000	0.00
U.S. Agency/Instruments	**Moodys**	**S&P**	**CUSIP**	**Coupon Rate**	**YIELD**	**WAL**	**Durtn**	**Effect Durtn**	**Purchase Date**	**Maturity Date**	**Call Date**	**Current Par Value**	**Current Book Value**	**Market Price**	**Unrealized Gain/ (Loss)**
FNMA DEBENTURE			3136G0L33	.900	.900	.260	.260	.260	10/03/2012	10/03/2017		5,000,000.00	5,000,000.00	99.964000	-1,800.00
FHLMC MEDIUM TERM NOT			3134G34W7	1.250	1.096	.586	.580	.580	01/30/2013	01/30/2018		10,000,000.00	10,074,500.00	99.988000	-75,700.00
FFCB DEBENTURE			3133ECDE1	.940	.940	.027	.559	.027	01/22/2013	01/22/2018	07/10/2017	25,000,000.00	25,000,000.00	99.870000	-32,500.00
FFCB DEBENTURE			3133ECMF8	.980	.990	.027	.814	.027	04/24/2013	04/24/2018	07/10/2017	5,000,000.00	4,997,500.00	99.810000	-7,000.00

Run Date: 7/6/2017 5:11:19 AM

Investments Outstanding As Of Date: 6/30/2017

INVESTMENT PORTFOLIO - POSITION DETAIL

U.S. Agency/Instruments	Moodys	S&P	CUSIP	Coupon Rate	YIELD	WAL	Durtn	Effect Durtn	Purchase Date	Maturity Date	Call Date	Current Par Value	Current Book Value	Market Price	Unrealized Gain/ (Loss)
FFCB DEBENTURE			3133ECMF8	.980	1.001	.027	.814	.027	04/24/2013	04/24/2018	07/10/2017	10,000,000.00	9,990,000.00	99.810000	-9,000.00
FFCB DEBENTURE			3133ECMF8	.980	1.006	.027	.814	.027	04/24/2013	04/24/2018	07/10/2017	5,000,000.00	4,993,750.00	99.810000	-3,250.00
FNMA DEBENTURE			3135G0WN9	1.000	1.000	.082	.831	.082	04/30/2013	04/30/2018	07/30/2017	5,000,000.00	5,000,000.00	99.768000	-11,600.00
FFCB DEBENTURE			3133ECNY6	.950	.976	.027	.853	.027	05/08/2013	05/08/2018	07/10/2017	10,000,000.00	9,987,500.00	99.676000	-19,900.00
FHLMC DEBENTURE			3134G44N5	.750	.750	.414	.413	.413	05/28/2013	11/28/2017		10,000,000.00	10,000,000.00	99.920000	-8,000.00
FNMA DEBENTURE			3136G1KD0	1.000	1.052	.082	.831	.082	05/14/2013	04/30/2018	07/30/2017	10,000,000.00	9,975,000.00	99.740000	-1,000.00
FNMA DEBENTURE			3136G1KD0	1.000	1.021	.082	.831	.082	05/14/2013	04/30/2018	07/30/2017	10,000,000.00	9,990,000.00	99.740000	-16,000.00
FNMA DEBENTURE			3136G02M2	1.180	1.668	.082	1.325	.082	04/22/2014	10/30/2018	07/30/2017	10,000,000.00	9,788,400.00	100.016000	213,200.00
FHLB DEBENTURE			3133782M2	1.500	1.610	1.688	1.667	1.667	06/06/2014	03/08/2019		7,500,000.00	7,462,275.00	100.123000	46,950.00
TVA DEBENTURE			880591EQ1	1.750	1.602	1.293	1.279	1.279	06/23/2014	10/15/2018		10,000,000.00	10,061,300.00	100.459000	-15,400.00
FHLB DEBENTURE			313376BR5	1.750	1.541	1.458	1.443	1.443	07/02/2014	12/14/2018		14,890,000.00	15,023,265.50	100.539000	-53,008.40
FHLB DEBENTURE			313378QK0	1.875	1.587	1.688	1.661	1.661	07/14/2014	03/08/2019		10,000,000.00	10,128,500.00	100.768000	-51,700.00
FFCB DEBENTURE			3133EDVK5	1.750	1.597	1.715	1.691	1.691	11/17/2014	03/18/2019		10,000,000.00	10,063,800.00	100.525000	-11,300.00
FNMA DEBENTURE			3136G2D20	1.600	1.642	2.586	2.524	2.524	01/30/2015	01/30/2020		25,000,000.00	24,950,000.00	100.521000	180,250.00
FNMA DEBENTURE			3135G0YM9	1.875	1.105	1.219	1.203	1.203	02/06/2015	09/18/2018		20,000,000.00	20,544,400.00	100.624000	-419,600.00
FNMA DEBENTURE			3135G0ZE6	1.750	1.269	1.973	1.946	1.946	04/08/2015	06/20/2019		10,000,000.00	10,196,100.00	100.657000	-130,400.00
FNMA DEBENTURE			3136G2GR2	1.500	1.500	2.830	2.772	2.772	04/28/2015	04/28/2020		10,000,000.00	10,000,000.00	99.571000	-42,900.00
FHLB DEBENTURE			313378A43	1.375	.956	.690	.688	.688	04/27/2015	03/09/2018		10,000,000.00	10,118,170.00	100.100000	-108,170.00
FFCB DEBENTURE			3133EEM49	1.600	1.544	2.474	2.433	2.433	05/27/2015	12/20/2019		10,000,000.00	10,024,600.00	99.956000	-29,000.00
FHLB DEBENTURE			3130A5Z85	1.250	1.250	.027	1.066	.027	07/27/2015	07/27/2018	07/10/2017	9,000,000.00	9,000,000.00	99.900000	-9,000.00
FHLB MULTI STEP COUPON			3130A5US6	1.000	1.000	.077	3.026	.077	07/28/2015	07/28/2020	07/28/2017	8,750,000.00	8,750,000.00	99.991000	-787.50
FNMA DEBENTURE			3135G0E33	1.125	1.138	1.055	1.047	1.047	07/24/2015	07/20/2018		10,000,000.00	9,996,200.00	99.798000	-16,400.00
FNMA DEBENTURE			3135G0ZE6	1.750	1.401	1.973	1.946	1.946	08/18/2015	06/20/2019		10,000,000.00	10,129,900.00	100.657000	-64,200.00
FNMA DEBENTURE			3135G0D75	1.500	1.602	2.981	2.922	2.922	08/21/2015	06/22/2020		10,000,000.00	9,952,600.00	99.756000	23,000.00
FHLMC DEBENTURE			3134G3M31	1.000	.816	.244	.244	.244	08/31/2015	09/27/2017		15,000,000.00	15,056,550.00	99.977000	-60,000.00
FHLB DEBENTURE			313383HQ7	1.200	1.090	.992	.989	.989	09/01/2015	06/27/2018		5,600,000.00	5,617,080.00	100.018000	-16,072.00
FFCB DEBENTURE			3133EFBD8	.770	.800	.162	.162	.162	09/09/2015	08/28/2017		10,000,000.00	9,994,200.00	99.959000	1,700.00
FFCB DEBENTURE			3133EFCN5	1.100	1.172	1.181	1.170	1.170	09/14/2015	09/04/2018		10,000,000.00	9,978,900.00	99.783000	-600.00
FHLB DEBENTURE			3130A6GD3	1.500	1.500	.238	2.199	.238	09/25/2015	09/25/2019	09/25/2017	11,250,000.00	11,250,000.00	99.740000	-29,250.00
FHLMC DEBENTURE			3137EADG1	1.750	1.400	1.915	1.891	1.891	09/16/2015	05/30/2019		10,000,000.00	10,125,900.00	100.674000	-58,500.00
FHLB DEBENTURE			3130A5Z77	1.830	1.735	3.082	2.987	2.987	09/16/2015	07/29/2020		12,500,000.00	12,555,125.00	100.478000	4,625.00
TVA DEBENTURE			880591EA6	5.500	.751	.049	.049	.049	09/23/2015	07/18/2017		13,474,000.00	14,627,913.36	100.221500	-1,124,068.45
FNMA DEBENTURE			31359MSD6	4.600	.971	.932	.920	.920	09/23/2015	06/05/2018		6,703,000.00	7,349,571.38	103.027000	-443,671.57

Run Date: 7/6/2017 5:11:19 AM

Investments Outstanding As Of Date: 6/30/2017

INVESTMENT PORTFOLIO - POSITION DETAIL

U.S. Agency/Instruments	Moodys	S&P	CUSIP	Coupon Rate	YIELD	WAL	Durtn	Effect Durtn	Purchase Date	Maturity Date	Call Date	Current Par Value	Current Book Value	Market Price	Unrealized Gain/ (Loss)
FHLB DEBENTURE			3130A6HC4	1.450	1.450	.258	2.220	.257	10/02/2015	10/02/2019	10/02/2017	10,000,000.00	10,000,000.00	99.750000	-25,000.00
FFCB DEBENTURE			3133EE7C8	.750	.745	.123	.123	.123	09/24/2015	08/14/2017		8,516,000.00	8,516,766.44	99.963000	-3,917.36
FNMA DEBENTURE			3135G0ZG1	1.750	1.295	2.203	2.157	2.157	09/29/2015	09/12/2019		10,000,000.00	10,174,700.00	100.598000	-114,900.00
FFCB DEBENTURE			3133EFJE8	1.070	1.070	.027	1.295	.027	10/19/2015	10/19/2018	07/10/2017	15,000,000.00	15,000,000.00	99.551000	-67,350.00
FHLMC DEBENTURE			3134G7V24	.750	.750	.326	.326	.326	10/27/2015	10/27/2017		15,000,000.00	15,000,000.00	99.932000	-10,200.00
FFCB DEBENTURE			3133EFHY6	.650	.660	.288	.287	.287	10/13/2015	10/13/2017		15,000,000.00	14,997,000.00	99.883000	-14,550.00
FHLB DEBENTURE			3130A6LZ8	.625	.707	.323	.323	.323	10/09/2015	10/26/2017		15,000,000.00	14,974,950.00	99.849000	2,400.00
FNMA DEBENTURE			3136G2PF8	1.125	1.138	.079	1.322	.079	10/29/2015	10/29/2018	07/29/2017	10,000,000.00	9,996,100.00	99.620000	-34,100.00
FHLB DEBENTURE			313380EC7	.750	.642	.192	.192	.192	10/16/2015	09/08/2017		10,000,000.00	10,020,350.00	99.941000	-26,250.00
FHLB DEBENTURE			313372C36	3.125	.721	.441	.441	.441	10/19/2015	12/08/2017		12,895,000.00	13,550,839.70	100.830000	-548,811.20
FFCB DEBENTURE			3133EFJM0	.930	.936	.027	.784	.027	10/19/2015	04/13/2018	07/10/2017	10,000,000.00	9,998,500.00	99.658000	-32,700.00
FHLB DEBENTURE			3130A4DP4	1.300	.922	1.159	1.149	1.149	10/20/2015	08/27/2018		5,000,000.00	5,053,100.00	99.969000	-54,650.00
FFCB DEBENTURE			3133EFKL0	.840	.863	.027	.559	.027	10/22/2015	01/22/2018	07/10/2017	10,000,000.00	9,995,000.00	99.809000	-14,100.00
TVA DEBENTURE			880591EC2	4.500	.899	.753	.742	.742	10/21/2015	04/01/2018		15,000,000.00	16,302,900.00	102.360000	-948,900.00
FNMA DEBENTURE			3135G0YT4	1.625	.952	1.411	1.396	1.396	10/22/2015	11/27/2018		15,000,000.00	15,307,350.00	100.342000	-256,050.00
FNMA DEBENTURE			3136G2PF8	1.125	1.125	.079	1.322	.079	10/29/2015	10/29/2018	07/29/2017	5,000,000.00	5,000,000.00	99.620000	-19,000.00
FHLB DEBENTURE			3130A6AE7	1.125	.929	1.208	1.197	1.197	10/22/2015	09/14/2018		10,000,000.00	10,055,800.00	99.692000	-86,600.00
FFCB DEBENTURE			3133EE4K3	.720	.588	.058	.057	.057	10/23/2015	07/21/2017		10,000,000.00	10,022,800.00	99.984000	-24,400.00
FNMA DEBENTURE			3135G0G31	1.200	1.200	.079	1.563	.079	10/29/2015	01/29/2019	07/29/2017	10,000,000.00	10,000,000.00	99.575000	-42,500.00
FFCB DEBENTURE			3133EFKM8	.710	.732	.027	.307	.027	10/28/2015	10/20/2017	07/10/2017	15,000,000.00	14,993,550.00	99.860000	-14,550.00
FNMA DEBENTURE			3135G0D75	1.500	1.575	2.981	2.922	2.922	11/03/2015	06/22/2020		7,500,000.00	7,474,875.00	99.756000	6,825.00
FFCB DEBENTURE			3133EFRM1	1.640	1.640	.027	2.382	.027	12/02/2015	12/02/2019	07/10/2017	10,000,000.00	10,000,000.00	99.476000	-52,400.00
FNMA DEBENTURE			3135G0A78	1.625	1.286	2.562	2.499	2.499	02/02/2016	01/21/2020		20,000,000.00	20,261,600.00	100.265000	-208,600.00
FNMA DEBENTURE			3136G2Y27	1.450	1.450	3.153	3.075	3.075	02/24/2016	08/24/2020		10,000,000.00	10,000,000.00	97.854000	-214,600.00
FHLB DEBENTURE			313382ZC0	1.500	1.510	.027	2.820	.027	02/04/2016	05/15/2020	07/10/2017	5,000,000.00	4,997,900.00	99.337000	-31,050.00
FNMA DEBENTURE			3136G2YP6	1.875	1.423	1.660	3.529	1.061	02/26/2016	02/26/2021	02/26/2019	15,000,000.00	15,326,250.00	97.693000	-672,300.00
FFCB DEBENTURE			3133EFZT7	1.400	1.400	.027	2.598	.027	02/24/2016	02/24/2020	07/10/2017	10,000,000.00	10,000,000.00	99.233000	-76,700.00
FNMA DEBENTURE			3136G2YA9	1.400	1.400	.156	2.371	.156	02/26/2016	11/26/2019	08/26/2017	10,000,000.00	10,000,000.00	99.259000	-74,100.00
FNMA DEBENTURE 1.25			3135G0J46	1.250	1.250	.156	1.637	.156	02/26/2016	02/26/2019	08/26/2017	10,000,000.00	10,000,000.00	99.602000	-39,800.00
FFCB DEBENTURE			3133EFC96	1.140	1.174	.027	1.619	.027	02/19/2016	02/19/2019	07/10/2017	10,000,000.00	9,990,000.00	99.334000	-56,600.00
FNMA DEBENTURE			3136G2ZR1	1.200	1.200	2.148	2.118	2.118	02/23/2016	08/23/2019		15,000,000.00	15,000,000.00	99.034000	-144,900.00
FNMA DEBENTURE			3136G2ZG5	1.300	1.300	.156	2.123	.156	02/26/2016	08/26/2019	08/26/2017	15,000,000.00	15,000,000.00	98.737000	-189,450.00
FHLB DEBENTURE			313383HU8	1.750	1.306	2.953	2.886	2.886	02/19/2016	06/12/2020		10,400,000.00	10,592,920.00	100.340000	-157,560.00

Run Date: 7/6/2017 5:11:19 AM

Investments Outstanding As Of Date: 6/30/2017

INVESTMENT PORTFOLIO - POSITION DETAIL

U.S. Agency/Instruments	Moodys	S&P	CUSIP	Coupon Rate	YIELD	WAL	Durtn	Effect Durtn	Purchase Date	Maturity Date	Call Date	Current Par Value	Current Book Value	Market Price	Unrealized Gain/ (Loss)
TVA DEBENTURE			880591EL2	3.875	1.433	3.633	3.382	3.382	02/19/2016	02/15/2021		15,000,000.00	16,757,550.00	107.308000	-661,350.00
FHLMC MEDIUM TERM NOT			3134G3P53	2.000	1.168	2.277	2.227	2.227	02/22/2016	10/09/2019		10,500,000.00	10,809,750.00	101.087000	-195,615.00
FNMA DEBENTURE			3136G3CU7	1.550	1.550	.211	2.901	.211	03/15/2016	06/15/2020	09/15/2017	15,000,000.00	15,000,000.00	98.539000	-219,150.00
FNMA DEBENTURE			3136G3AQ8	1.320	1.320	.189	1.917	.189	03/07/2016	06/07/2019	09/07/2017	15,000,000.00	15,000,000.00	99.069000	-139,650.00
FNMA DEBENTURE			3136G3DE2	1.550	1.550	.211	2.901	.211	03/15/2016	06/15/2020	09/15/2017	15,000,000.00	15,000,000.00	98.539000	-219,150.00
FHLB DEBENTURE			3130A7JB2	1.450	1.473	3.255	3.175	3.175	03/30/2016	09/30/2020		8,675,000.00	8,666,325.00	98.598000	-112,948.50
FNMA DEBENTURE			3135G0J53	1.000	1.139	1.660	1.641	1.641	03/11/2016	02/26/2019		10,000,000.00	9,959,600.00	99.333000	-26,300.00
FHLMC MEDIUM TERM NOT			3134G8QE2	1.300	1.300	1.745	1.728	1.728	03/29/2016	03/29/2019		5,000,000.00	5,000,000.00	99.780000	-11,000.00
FHLB DEBENTURE			3130A7HV0	1.125	1.145	1.247	1.236	1.236	03/28/2016	09/28/2018		7,500,000.00	7,496,250.00	99.377000	-42,975.00
FFCB DEBENTURE			3133EFR25	1.590	1.569	.027	2.672	.027	03/23/2016	03/23/2020	07/10/2017	9,220,000.00	9,227,376.00	99.700000	-35,036.00
FHLB DEBENTURE			3130A7CV5	1.375	1.491	3.641	3.539	3.539	03/18/2016	02/18/2021		10,000,000.00	9,945,200.00	98.923000	-52,900.00
FHLMC MEDIUM TERM NOT			3134G8RP6	1.500	1.469	2.751	2.695	2.695	03/30/2016	03/30/2020		6,205,000.00	6,212,446.00	99.613000	-31,459.35
FFCB DEBENTURE			3133ECA95	.790	.900	.027	.219	.027	03/28/2016	09/18/2017	07/10/2017	5,000,000.00	4,992,000.00	99.938000	4,900.00
FHLMC MEDIUM TERM NOT			3134G8TY5	1.420	1.420	2.751	2.698	2.698	03/30/2016	03/30/2020		10,000,000.00	10,000,000.00	99.100000	-90,000.00
FHLMC MULTI STEP COUPO			3134G8TL3	1.250	1.250	.762	1.746	.636	04/04/2016	04/04/2019	04/04/2018	5,955,000.00	5,955,000.00	99.956000	-2,620.20
FHLMC MEDIUM TERM NOT			3134G8XP9	1.150	1.150	1.822	1.805	1.805	04/26/2016	04/26/2019		5,000,000.00	5,000,000.00	99.347000	-32,650.00
FNMA DEBENTURE			3136G3JJ5	1.360	1.360	.038	2.489	.038	04/14/2016	01/14/2020	07/14/2017	15,000,000.00	15,000,000.00	98.875000	-168,750.00
FHLB DEBENTURE 1.550 10-			3130A7RQ0	1.550	1.566	.027	3.242	.027	04/26/2016	10/26/2020	07/10/2017	5,215,000.00	5,211,349.50	98.721000	-63,049.35
FHLB DEBENTURE 1.350 10-			3130A7QP3	1.350	1.363	.027	2.286	.027	04/25/2016	10/25/2019	07/10/2017	5,000,000.00	4,997,850.00	98.864000	-54,650.00
FHLMC MEDIUM TER 1.200			3134G8YF0	1.200	1.215	2.329	2.298	2.298	04/28/2016	10/28/2019		10,700,000.00	10,694,650.00	99.226000	-77,468.00
FFCB DEBENTURE 1.400 4-1			3133EF2L0	1.400	1.421	.027	2.734	.027	04/20/2016	04/13/2020	07/10/2017	10,000,000.00	9,992,000.00	99.106000	-81,400.00
FHLMC MEDIUM TER 1.000			3134G8XA2	1.000	1.000	1.074	1.068	1.068	04/27/2016	07/27/2018		10,000,000.00	10,000,000.00	99.485000	-51,500.00
FFCB DEBENTURE 1.620 4-2			3133EF4D6	1.620	1.641	.027	3.695	.027	04/21/2016	04/20/2021	07/10/2017	12,500,000.00	12,487,500.00	99.116000	-98,000.00
FFCB DEBENTURE 1.600 1-1			3133EF3R6	1.600	1.650	.027	3.443	.027	04/22/2016	01/19/2021	07/10/2017	10,000,000.00	9,977,400.00	99.095000	-67,900.00
FNMA DEBENTURE 1.600 10			3136G3KV6	1.600	1.612	.077	3.246	.077	04/28/2016	10/28/2020	07/28/2017	8,575,000.00	8,570,712.50	98.358000	-136,514.00
FFCB DEBENTURE .850 11-1			3133EF3T2	.850	.990	1.389	1.380	1.380	04/25/2016	11/19/2018		5,000,000.00	4,982,300.00	99.346000	-15,000.00
FHLMC DEBENTURE .750 1-			3137EADN6	.750	.839	.537	.531	.531	04/25/2016	01/12/2018		12,500,000.00	12,481,125.00	99.768000	-10,125.00
FHLB DEBENTURE 1.375 2-1			3130A7CV5	1.375	1.432	3.641	3.539	3.539	04/25/2016	02/18/2021		10,000,000.00	9,973,500.00	98.923000	-81,200.00
FHLB DEBENTURE 1.750 3-1			313382K69	1.750	1.478	3.701	3.581	3.581	04/27/2016	03/12/2021		7,000,000.00	7,089,180.00	99.892000	-96,740.00
FNMA DEBENTURE 1.350 10			3135G0J95	1.350	1.412	.077	2.294	.077	04/28/2016	10/28/2019	07/28/2017	5,000,000.00	4,989,500.00	99.437000	-17,650.00
FHLMC MEDIUM TER 1.150			3134G8TN9	1.150	1.095	1.496	1.486	1.486	05/05/2016	12/28/2018		9,100,000.00	9,112,922.00	99.516000	-56,966.00
FFCB DEBENTURE 1.850 3-2			3133EFR82	1.850	1.742	.027	3.605	.027	05/13/2016	03/23/2021	07/10/2017	10,000,000.00	10,050,000.00	99.427000	-107,300.00
FHLMC DEBENTURE .830 10			3134G7V99	.830	.879	.074	.326	.074	05/24/2016	10/27/2017	07/27/2017	15,000,000.00	14,989,500.00	99.956000	3,900.00

Run Date: 7/6/2017 5:11:19 AM

Investments Outstanding As Of Date: 6/30/2017

INVESTMENT PORTFOLIO - POSITION DETAIL

U.S. Agency/Instruments	Moodys	S&P	CUSIP	Coupon Rate	YIELD	WAL	Durtn	Effect Durtn	Purchase Date	Maturity Date	Call Date	Current Par Value	Current Book Value	Market Price	Unrealized Gain/ (Loss)
FHLB DEBENTURE 4.625 9-1			3133XD4P3	4.625	1.249	3.203	2.983	2.983	06/24/2016	09/11/2020		5,025,000.00	5,719,103.25	109.040000	-239,843.25
FNMA DEBENTURE 1.150 12			3136G3WU5	1.150	1.150	.252	2.472	.252	06/30/2016	12/30/2019	09/30/2017	6,750,000.00	6,750,000.00	98.643000	-91,597.50
FHLMC MEDIUM TER 1.280			3134G9E78	1.280	1.280	.252	3.184	.252	06/30/2016	09/30/2020	09/30/2017	10,000,000.00	10,000,000.00	97.230000	-277,000.00
FHLMC MEDIUM TER 1.330			3134G9E52	1.330	1.330	.252	3.431	.252	06/30/2016	12/30/2020	09/30/2017	15,000,000.00	15,000,000.00	97.735000	-339,750.00
FNMA DEBENTURE 1.500 7-			3136G3XZ3	1.500	1.500	.077	3.946	.077	07/28/2016	07/28/2021	07/28/2017	15,000,000.00	15,000,000.00	98.256000	-261,600.00
FFCB DEBENTURE 1.140 10-			3133EGJY2	1.140	1.158	.027	2.241	.027	07/08/2016	10/07/2019	07/10/2017	15,000,000.00	14,991,450.00	98.861000	-162,300.00
FNMA MULTI STEP .625 7-2			3136G3D93	1.600	1.600	.055	4.002	.055	07/20/2016	07/20/2021	07/20/2017	15,000,000.00	15,000,000.00	99.327000	-100,950.00
FNMA MULTI STEP 1.625 7-			3136G3D77	1.625	1.625	4.058	3.913	3.913	07/20/2016	07/20/2021		15,000,000.00	15,000,000.00	99.805000	-29,250.00
FFCB DEBENTURE 1.375 10-			3133EGMM4	1.375	1.375	.027	3.232	.027	07/19/2016	10/19/2020	07/10/2017	10,000,000.00	10,000,000.00	98.586000	-141,400.00
FFCB DEBENTURE 1.030 4-0			3133EGJW6	1.030	1.067	.027	1.749	.027	07/15/2016	04/05/2019	07/10/2017	7,000,000.00	6,993,000.00	99.284000	-43,120.00
FHLB DEBENTURE 1.300 4-2			3130A8RW5	1.300	1.321	.058	2.760	.057	07/21/2016	04/21/2020	07/21/2017	9,000,000.00	8,993,250.00	98.503000	-127,980.00
FNMA DEBENTURE 1.375 7-			3136G3H73	1.375	1.375	.074	3.004	.074	07/27/2016	07/27/2020	07/27/2017	7,065,000.00	7,065,000.00	97.254000	-194,004.90
FFCB DEBENTURE 1.290 7-1			3133EGLF0	1.290	1.337	.027	2.969	.027	07/25/2016	07/13/2020	07/10/2017	8,445,000.00	8,429,799.00	98.710000	-93,739.50
FHLMC MULTI STEP 1.760 8			3134G93E5	1.760	1.760	4.112	4.035	4.035	08/09/2016	08/09/2021		15,000,000.00	15,000,000.00	97.412000	-388,200.00
FHLMC DEBENTURE 1.500 8			3134G94E4	1.500	1.500	.112	3.979	.112	08/10/2016	08/10/2021	08/10/2017	10,000,000.00	10,000,000.00	97.629000	-237,100.00
FFCB DEBENTURE .690 1-11			3133EGKN4	.690	.826	.027	.529	.027	07/28/2016	01/11/2018	07/10/2017	10,000,000.00	9,980,400.00	99.741000	-6,300.00
FNMA DEBENTURE 1.250 7-			3136G3D51	1.250	1.250	.071	2.041	.071	07/29/2016	07/26/2019	07/26/2017	10,000,000.00	10,000,000.00	99.416000	-58,400.00
FFCB DEBENTURE 1.300 4-2			3133EGNF8	1.300	1.306	.027	2.760	.027	08/10/2016	04/21/2020	07/10/2017	11,000,000.00	10,997,800.00	98.910000	-117,700.00
FHLMC MULTI STEP .600 8-			3134GACC6	1.770	1.770	.148	4.095	.148	08/23/2016	08/23/2021	08/23/2017	15,000,000.00	15,000,000.00	97.628000	-355,800.00
FHLB DEBENTURE .875 8-08			3130A8Y80	.875	.913	.107	1.099	.107	08/17/2016	08/08/2018	08/08/2017	10,000,000.00	9,992,500.00	99.223000	-70,200.00
FNMA DEBENTURE 1.200 11			3136G3Y82	1.200	1.267	.151	3.338	.151	08/24/2016	11/24/2020	08/24/2017	10,000,000.00	9,972,500.00	97.374000	-235,100.00
FHLB DEBENTURE 1.250 8-2			3130A8ZX4	1.250	1.250	.027	2.114	.027	08/22/2016	08/22/2019	07/10/2017	10,000,000.00	10,000,000.00	98.815000	-118,500.00
FFCB DEBENTURE 1.400 11-			3133EGQS7	1.400	1.400	.027	3.289	.027	08/18/2016	11/10/2020	07/10/2017	4,695,000.00	4,695,000.00	97.507000	-117,046.35
FNMA DEBENTURE 1.150 8-			3135G0N90	1.150	1.150	.148	2.119	.148	08/23/2016	08/23/2019	08/23/2017	7,500,000.00	7,500,000.00	98.651000	-101,175.00
FHLB DEBENTURE 1.030 5-2			3130A92Y6	1.030	1.030	.162	1.896	.162	08/30/2016	05/28/2019	08/28/2017	10,000,000.00	10,000,000.00	98.906000	-109,400.00
FHLB DEBENTURE .875 8-08			3130A8Y80	.875	.927	.107	1.099	.107	08/25/2016	08/08/2018	08/08/2017	5,000,000.00	4,995,000.00	99.223000	-33,850.00
FHLB MULTI STEP .750 8-24			3130A9B34	1.620	1.620	4.153	4.083	4.083	09/08/2016	08/24/2021		15,000,000.00	15,000,000.00	99.820000	-27,000.00
FFCB DEBENTURE 1.030 9-0			3133EGTH8	1.030	1.043	.027	1.176	.027	09/06/2016	09/06/2018	07/10/2017	10,000,000.00	9,997,500.00	99.478000	-49,700.00
FNMA DEBENTURE 1.400 8-			3135G0N66	1.400	1.408	.151	3.078	.151	09/07/2016	08/24/2020	08/24/2017	12,500,000.00	12,496,250.00	98.698000	-159,000.00
FNMA DEBENTURE 1.500 3-			3136G37H2	1.500	1.500	.252	3.647	.252	09/30/2016	03/30/2021	09/30/2017	10,000,000.00	10,000,000.00	97.623000	-237,700.00
FNMA DEBENTURE 1.150 8-			3135G0N90	1.150	1.167	.148	2.119	.148	09/12/2016	08/23/2019	08/23/2017	10,000,000.00	9,995,000.00	98.651000	-129,900.00
FFCB DEBENTURE 1.375 9-0			3133EGTM7	1.375	1.384	.192	3.118	.192	09/12/2016	09/08/2020	09/08/2017	12,500,000.00	12,495,625.00	98.643000	-165,250.00
FHLB MULTI STEP 1.820 9-3			3130A9H53	1.820	1.820	4.255	4.091	4.091	09/30/2016	09/30/2021		15,000,000.00	15,000,000.00	100.688000	103,200.00

Run Date: 7/6/2017 5:11:19 AM

Investments Outstanding As Of Date: 6/30/2017

INVESTMENT PORTFOLIO - POSITION DETAIL

U.S. Agency/Instruments	Moodys	S&P	CUSIP	Coupon Rate	YIELD	WAL	Durtn	Effect Durtn	Purchase Date	Maturity Date	Call Date	Current Par Value	Current Book Value	Market Price	Unrealized Gain/ (Loss)
FHLB MULTI STEP 2.000 9-2			3130A9H61	2.000	2.000	.249	4.082	.249	09/29/2016	09/29/2021	09/29/2017	15,000,000.00	15,000,000.00	100.143000	21,450.00
FHLMC DEBENTURE .950 1-			3134G92B2	.950	.993	1.082	1.569	.788	09/14/2016	01/30/2019	07/30/2018	15,000,000.00	14,985,000.00	99.230000	-100,500.00
FNMA DEBENTURE 1.430 9-			3136G4AU7	1.430	1.430	.249	3.174	.249	09/29/2016	09/29/2020	09/29/2017	15,000,000.00	15,000,000.00	97.519000	-372,150.00
FNMA DEBENTURE 1.480 3-			3136G4AZ6	1.480	1.480	.249	3.646	.249	09/29/2016	03/29/2021	09/29/2017	10,000,000.00	10,000,000.00	97.588000	-241,200.00
FNMA DEBENTURE 1.300 12			3136G4BE2	1.300	1.300	.252	2.468	.252	09/30/2016	12/30/2019	09/30/2017	15,000,000.00	15,000,000.00	98.558000	-216,300.00
FFCB DEBENTURE 1.160 9-2			3133EGVJ1	1.160	1.186	.241	2.210	.241	09/26/2016	09/26/2019	09/26/2017	10,000,000.00	9,992,500.00	99.084000	-84,100.00
FHLMC MULTI STEP 3.000 1			3134GAPN8	.875	.875	.047	2.227	.047	10/17/2016	10/17/2019	07/17/2017	10,000,000.00	10,000,000.00	99.811000	-18,900.00
FFCB DEBENTURE 1.240 4-0			3133EGXN0	1.240	1.246	.027	2.721	.027	10/06/2016	04/06/2020	07/10/2017	10,000,000.00	9,998,000.00	98.721000	-125,900.00
FNMA DEBENTURE 1.150 9-			3136G4CZ4	1.150	1.150	.252	2.222	.252	09/30/2016	09/30/2019	09/30/2017	10,000,000.00	10,000,000.00	98.900000	-110,000.00
FHLMC MEDIUM TER 1.020			3134GAQM9	1.020	1.020	1.762	1.746	1.746	10/05/2016	04/04/2019		5,500,000.00	5,500,000.00	99.153000	-46,585.00
FFCB DEBENTURE 1.340 10-			3133EGXX8	1.340	1.381	.288	3.217	.287	10/13/2016	10/13/2020	10/13/2017	10,000,000.00	9,984,000.00	97.867000	-197,300.00
FHLB DEBENTURE 1.875 12-			3130A3UQ5	1.875	1.279	3.452	3.352	3.352	10/11/2016	12/11/2020		10,950,000.00	11,214,114.00	100.440000	-215,934.00
FHLB DEBENTURE .875 10-0			3130A9AE1	.875	.921	1.255	1.246	1.246	10/11/2016	10/01/2018		10,000,000.00	9,991,000.00	99.396000	-51,400.00
FFCB DEBENTURE 1.330 10-			3133EGZD0	1.330	1.330	.307	3.237	.307	10/20/2016	10/20/2020	10/20/2017	10,000,000.00	10,000,000.00	97.836000	-216,400.00
FNMA DEBENTURE 1.375 10			3135G0Q89	1.375	1.419	4.274	4.148	4.148	10/19/2016	10/07/2021		10,000,000.00	9,979,000.00	98.196000	-159,400.00
FFCB DEBENTURE 1.490 5-0			3133EGC78	1.490	1.519	.027	3.740	.027	11/03/2016	05/03/2021	07/10/2017	10,000,000.00	9,987,500.00	98.092000	-178,300.00
FHLB MULTI STEP 2.000 5-1			3130A9X48	1.000	1.006	.134	3.751	.134	11/18/2016	05/18/2021	08/18/2017	15,000,000.00	14,996,250.00	99.496000	-71,850.00
FHLB MULTI STEP COUPON			3130A9X55	2.150	2.150	.148	4.328	.148	11/23/2016	11/23/2021	08/23/2017	15,000,000.00	15,000,000.00	100.029000	4,350.00
FHLB 1 10-27-20			3130A9UH2	1.000	1.000	.326	3.273	.326	11/02/2016	10/27/2020	10/27/2017	5,750,000.00	5,750,000.00	99.318000	-39,215.00
FFCB DEBENTURE 1.350 11-			3133EGC29	1.350	1.359	.342	3.269	.342	11/04/2016	11/02/2020	11/02/2017	10,000,000.00	9,996,500.00	98.503000	-146,200.00
FHLB MULTI STEP COUPON			3130A9Y21	1.000	1.000	.156	4.317	.156	11/30/2016	11/26/2021	08/26/2017	10,000,000.00	10,000,000.00	99.322000	-67,800.00
FHLB MULTI STEP COUPON			3130AA2U1	1.000	1.004	.416	4.325	.416	11/29/2016	11/29/2021	11/29/2017	15,000,000.00	14,997,000.00	99.864000	-17,400.00
FHLMC DEBENTURE			3134GAZA5	2.000	2.000	.205	4.279	.205	12/13/2016	12/13/2021	09/13/2017	10,000,000.00	10,000,000.00	99.603000	-39,700.00
FNMA DEBENTURE			3135G0Q89	1.375	1.940	4.274	4.147	4.147	11/25/2016	10/07/2021		5,000,000.00	4,869,375.00	98.196000	40,425.00
FHLB 1 7-8 11-29-21			3130AABG2	1.875	2.013	4.419	4.250	4.250	12/02/2016	11/29/2021		5,000,000.00	4,967,300.00	100.210000	43,200.00
FNMA 1 1-4 05-06-21			3135G0K69	1.250	1.812	3.852	3.763	3.763	12/05/2016	05/06/2021		10,000,000.00	9,762,300.00	98.235000	61,200.00
FFCB 0.65 09-08-17			3133EGE50	.650	.832	.192	.192	.192	12/20/2016	09/08/2017		10,000,000.00	9,987,000.00	99.930000	6,000.00
FFCB 1.49 05-03-21			3133EGC78	1.490	1.971	.027	3.738	.027	01/05/2017	05/03/2021	07/10/2017	10,280,000.00	10,075,839.20	98.092000	8,018.40
FHLMC 2 1-4 01-27-22			3134GAL85	2.250	2.250	.074	4.332	.074	01/27/2017	01/27/2022	07/27/2017	10,000,000.00	10,000,000.00	99.916000	-8,400.00
FHLB 1 01-27-22 0005			3130AAMH8	1.000	1.000	.074	4.465	.074	01/27/2017	01/27/2022	07/27/2017	7,500,000.00	7,500,000.00	99.971000	-2,175.00
FFCB 1.55 05-17-21			3133EGAH8	1.550	1.852	.027	3.774	.027	01/18/2017	05/17/2021	07/10/2017	10,000,000.00	9,875,000.00	98.356000	-39,400.00
FFCB 2.03 04-19-21			3133EG3W3	2.030	2.030	.027	3.665	.027	01/19/2017	04/19/2021	07/10/2017	10,500,000.00	10,500,000.00	99.332000	-70,140.00
FHLBDN 0 07-19-17			313385JH0	.000	.632	.052	.052	.052	01/23/2017	07/19/2017		50,000,000.00	49,845,125.00	99.956000	132,875.00

Run Date: 7/6/2017 5:11:19 AM

Investments Outstanding As Of Date: 6/30/2017

INVESTMENT PORTFOLIO - POSITION DETAIL

U.S. Agency/Instruments	Moodys	S&P	CUSIP	Coupon Rate	YIELD	WAL	Durtn	Effect Durtn	Purchase Date	Maturity Date	Call Date	Current Par Value	Current Book Value	Market Price	Unrealized Gain/ (Loss)
FHLB 0 7-8 02-10-22			3130AAQF8	.875	.875	.112	4.514	.112	02/10/2017	02/10/2022	08/10/2017	15,000,000.00	15,000,000.00	99.989000	-1,650.00
FHDN 0 09-08-17			313385LL8	.000	.643	.192	.192	.192	01/25/2017	09/08/2017		50,000,000.00	49,799,111.11	99.808000	104,888.89
FHDN 9-8-17			313385LL8	.000	.643	.192	.192	.192	01/25/2017	09/08/2017		50,000,000.00	49,799,111.11	99.808000	104,888.89
FHDN 0 09-08-17			313385LL8	.000	.643	.192	.192	.192	01/25/2017	09/08/2017		50,000,000.00	49,799,111.11	99.808000	104,888.89
FHDN 0 07-14-17			313385JC1	.000	.551	.038	.038	.038	01/25/2017	07/14/2017		50,000,000.00	49,870,138.89	99.969000	114,361.11
FHDN 7-14-17			313385JC1	.000	.551	.038	.038	.038	01/25/2017	07/14/2017		50,000,000.00	49,870,138.89	99.969000	114,361.11
FNMA 1 04-30-18			3136G1KD0	1.000	1.016	.082	.831	.082	02/03/2017	04/30/2018	07/30/2017	15,000,000.00	14,997,000.00	99.740000	-36,000.00
FFCB 2.1 05-24-21			3133EHAG8	2.100	2.100	.027	3.758	.027	02/24/2017	05/24/2021	07/10/2017	10,000,000.00	10,000,000.00	100.003000	300.00
FHLMC 1 1-2 02-28-22 0000			3134GA4G6	1.500	1.525	.162	4.502	.162	02/28/2017	02/28/2022	08/28/2017	10,000,000.00	9,988,000.00	99.930000	5,000.00
FFCB 1.94 02-09-21			3133EG6N0	1.940	2.006	.614	3.476	.442	02/16/2017	02/09/2021	02/09/2018	10,000,000.00	9,975,000.00	99.576000	-17,400.00
FHDN 0 09-21-17			313385LZ7	.000	.683	.227	.227	.227	02/16/2017	09/21/2017		50,000,000.00	49,795,055.56	99.771000	90,444.44
FHDN 0 9-21-17			313385LZ7	.000	.683	.227	.227	.227	02/16/2017	09/21/2017		42,147,000.00	41,974,244.13	99.771000	76,239.24
FHDN 0 09-15-17			313385LT1	.000	.683	.211	.211	.211	02/16/2017	09/15/2017		50,000,000.00	49,800,722.22	99.788000	93,277.78
FHLB 1 1-4 02-28-22			3130AAUY2	1.250	1.250	.666	4.529	.527	02/28/2017	02/28/2022	02/28/2018	10,000,000.00	10,000,000.00	99.906000	-9,400.00
FHLB 1 03-08-22			3130AAVE5	1.000	1.031	.192	4.578	.192	03/08/2017	03/08/2022	09/08/2017	15,000,000.00	14,977,500.00	99.880000	4,500.00
FHLB 1 03-02-18			3130AAW95	1.000	1.000	.671	.670	.670	03/03/2017	03/02/2018		25,000,000.00	25,000,000.00	99.867000	-33,250.00
FHLMC 2.4 03-29-22			3134GBBW1	2.400	2.400	.249	4.489	.249	03/29/2017	03/29/2022	09/29/2017	10,000,000.00	10,000,000.00	100.179000	17,900.00
FHLMC 2 1-4 12-29-21			3134GBBE1	2.250	2.253	.249	4.323	.249	03/29/2017	12/29/2021	09/29/2017	4,570,000.00	4,569,543.00	99.942000	-2,193.60
FHLMC 2 1-4 12-29-21			3134GBBE1	2.250	2.253	.249	4.323	.249	03/29/2017	12/29/2021	09/29/2017	2,930,000.00	2,929,707.00	99.942000	-1,406.40
FHLMC 1.1 04-27-22			3134GBGJ5	1.100	1.100	.326	4.704	.326	04/27/2017	04/27/2022	10/27/2017	15,000,000.00	15,000,000.00	99.950000	-7,500.00
FFCB ADJUSTABLE RATE BO			3133EHGF4	1.200	1.200	.784	.783	.783	04/20/2017	04/12/2018		5,000,000.00	5,000,000.00	99.626000	-18,700.00
FHDN 07-21-17			313385JK3	.000	.852	.058	.057	.057	04/21/2017	07/21/2017		50,000,000.00	49,892,569.44	99.950000	82,430.56
FHLBDN 0 08-24-17			313385KV7	.000	.862	.151	.151	.151	04/25/2017	08/24/2017		50,000,000.00	49,855,472.22	99.853000	71,027.78
FFCB 2.05 01-24-22			3133EHGM9	2.050	2.070	.066	4.462	.066	04/25/2017	01/24/2022	07/24/2017	6,800,000.00	6,793,948.00	99.625000	-19,448.00
FFCB 2.19 10-05-21			3133EHEK5	2.190	2.190	.014	4.074	.014	04/26/2017	10/05/2021	07/05/2017	6,560,000.00	6,560,000.00	100.000000	0.00
FHLMC 1 1-2 05-10-22			3134GBLX8	1.500	1.505	.364	4.697	.364	05/10/2017	05/10/2022	11/10/2017	10,000,000.00	9,997,500.00	99.911000	-6,400.00
FHLMC 1.1 05-16-22			3134GBNE8	1.100	1.100	.381	4.756	.381	05/16/2017	05/16/2022	11/16/2017	15,000,000.00	15,000,000.00	99.905000	-14,250.00
FHDN 0 08-28-17			313385KZ8	.000	.873	.162	.162	.162	05/01/2017	08/28/2017		50,000,000.00	49,856,208.33	99.841000	64,291.67
FHLB 1 05-16-22			3130ABCX2	1.000	1.000	.129	4.761	.129	05/16/2017	05/16/2022	08/16/2017	15,000,000.00	15,000,000.00	99.943000	-8,550.00
FHLMC 1 1-4 11-10-21			3134GBJV5	1.250	1.268	.860	4.251	.722	05/10/2017	11/10/2021	05/10/2018	5,000,000.00	4,996,000.00	99.752000	-8,400.00
FHLMC 2.05 05-25-22 0000			3134GBNA6	2.050	2.087	.901	4.680	.734	05/25/2017	05/25/2022	05/25/2018	10,000,000.00	9,982,500.00	99.328000	-49,700.00
FHLB 1 1-2 12-28-21 0003			3130AACT3	1.500	1.500	1.496	4.363	1.146	05/16/2017	12/28/2021	12/28/2018	5,000,000.00	5,000,000.00	99.670000	-16,500.00
FHDN AGD 07-14-17			313385JC1	.000	.891	.038	.038	.038	05/25/2017	07/14/2017		50,000,000.00	49,938,194.44	99.969000	46,305.56

Run Date: 7/6/2017 5:11:19 AM

Investments Outstanding As Of Date: 6/30/2017

INVESTMENT PORTFOLIO - POSITION DETAIL

U.S. Agency/Instruments	Moodys	S&P	CUSIP	Coupon Rate	YIELD	WAL	Durtn	Effect Durtn	Purchase Date	Maturity Date	Call Date	Current Par Value	Current Book Value	Market Price	Unrealized Gain/ (Loss)
FHDN AGD 07-14-17			313385JC1	.000	.891	.038	.038	.038	05/25/2017	07/14/2017		30,000,000.00	29,962,916.67	99.969000	27,783.33
FHLMC 1.06 06-22-18			3134G9VF1	1.060	1.276	.230	.975	.230	05/26/2017	06/22/2018	09/22/2017	10,000,000.00	9,977,000.00	99.747000	-2,300.00
FHLMC 1.06 06-22-18			3134G9VF1	1.060	1.276	.230	.975	.230	05/26/2017	06/22/2018	09/22/2017	10,000,000.00	9,977,000.00	99.747000	-2,300.00
FHLBDN 0 07-13-17			313385JB3	.000	.926	.036	.036	.036	06/05/2017	07/13/2017		50,000,000.00	49,951,180.56	99.972000	34,819.44
FHLBDN 0 07-13-17			313385JB3	.000	.926	.036	.036	.036	06/05/2017	07/13/2017		50,000,000.00	49,951,180.56	99.972000	34,819.44
FHLMC 1.2 06-22-22			3134GBUT7	1.200	1.200	.479	4.846	.479	06/22/2017	06/22/2022	12/22/2017	15,000,000.00	15,000,000.00	99.944000	-8,400.00
FHLB 2.05 12-29-21			3130AAET1	2.050	2.050	.499	4.319	.498	06/13/2017	12/29/2021	12/29/2017	8,400,000.00	8,400,000.00	99.482000	-43,512.00
FHLMC 2 1-8 06-29-22			3134GBTS1	2.125	2.125	.249	4.767	.249	06/29/2017	06/29/2022	09/29/2017	6,250,000.00	6,250,000.00	99.724000	-17,250.00
FHLBDN 0 07-27-17			313385JR8	.000	1.001	.074	.074	.074	06/22/2017	07/27/2017		50,000,000.00	49,951,388.89	99.933000	15,111.11
FHLBDN 0 07-27-17			313385JR8	.000	1.001	.074	.074	.074	06/22/2017	07/27/2017		50,000,000.00	49,951,388.89	99.933000	15,111.11
FHDN 0 07-27-17			313385JR8	.000	1.001	.074	.074	.074	06/22/2017	07/27/2017		50,000,000.00	49,951,388.89	99.933000	15,111.11
FHDN 0 07-27-17			313385JR8	.000	1.001	.074	.074	.074	06/22/2017	07/27/2017		50,000,000.00	49,951,388.89	99.933000	15,111.11
FHLMC 2 1-8 06-29-22			3134GBTS1	2.125	2.125	.249	4.767	.249	06/29/2017	06/29/2022	09/29/2017	10,000,000.00	10,000,000.00	99.724000	-27,600.00
FHLBDN 0 09-08-17			313385LL8	.000	1.032	.192	.192	.192	06/23/2017	09/08/2017		50,000,000.00	49,889,847.22	99.808000	14,152.78
FHLBDN 0 09-08-17			313385LL8	.000	1.032	.192	.192	.192	06/23/2017	09/08/2017		50,000,000.00	49,889,847.22	99.808000	14,152.78
FHLBDN 0 07-19-17			313385JH0	.000	1.001	.052	.052	.052	06/23/2017	07/19/2017		50,000,000.00	49,963,888.89	99.956000	14,111.11
FHLBDN 0 07-19-17			313385JH0	.000	1.001	.052	.052	.052	06/23/2017	07/19/2017		50,000,000.00	49,963,888.89	99.956000	14,111.11
FFCB 1.59 03-23-20			3133EFR25	1.590	1.605	.027	2.672	.027	06/26/2017	03/23/2020	07/10/2017	5,000,000.00	4,997,950.00	99.700000	-12,950.00
FHLBDN 0 09-29-17			313385MH6	.000	1.028	.249	.249	.249	06/27/2017	09/29/2017		50,000,000.00	49,866,180.56	99.748000	7,819.44
FHLBDN 0 09-29-17			313385MH6	.000	1.028	.249	.249	.249	06/27/2017	09/29/2017		50,000,000.00	49,866,180.55	99.748000	7,819.45
FFCB 2.14 02-11-22			3133EHJF1	2.140	2.140	.115	4.504	.115	06/28/2017	02/11/2022	08/11/2017	9,800,000.00	9,800,000.00	99.573000	-41,846.00
FHDN 0 10-27-17			313385NM4	.000	1.074	.326	.326	.326	06/30/2017	10/27/2017		50,000,000.00	49,823,152.78	99.658000	5,847.22
FHDN 0 10-27-17			313385NM4	.000	1.074	.326	.326	.326	06/30/2017	10/27/2017		50,000,000.00	49,823,152.78	99.658000	5,847.22
Total Count 225				.876	1.132	.562	1.532	.546				3,437,040,000.00	3,441,964,915.52	99.677729	-16,001,492.30
U.S. Government	Moodys	S&P	CUSIP	Coupon Rate	YIELD	WAL	Durtn	Effect Durtn	Purchase Date	Maturity Date	Call Date	Current Par Value	Current Book Value	Market Price	Unrealized Gain/ (Loss)
US TREASURY NOTE			912828TS9	.625	.596	.252	.252	.252	04/26/2013	09/30/2017		25,000,000.00	25,031,250.00	99.889000	-59,000.00
US TREASURY NOTE			912828UZ1	.625	.673	.833	.832	.832	04/30/2013	04/30/2018		25,000,000.00	24,941,406.25	99.469000	-74,156.25
US TREASURY NOTE			912828UA6	.625	.583	.419	.419	.419	05/01/2013	11/30/2017		50,000,000.00	50,093,750.00	99.794000	-196,750.00
US TREASURY NOTE			912828UZ1	.625	.671	.833	.832	.832	05/01/2013	04/30/2018		50,000,000.00	49,886,718.75	99.469000	-152,218.75
US TREASURY NOTE			912828UJ7	.875	.592	.589	.581	.581	05/03/2013	01/31/2018		50,000,000.00	50,660,156.25	99.825000	-747,656.25
US TREASURY NOTE			912828UZ1	.625	.682	.833	.832	.832	05/06/2013	04/30/2018		10,000,000.00	9,971,875.00	99.469000	-24,975.00
US TREASURY NOTE			912828RH5	1.375	1.594	1.252	1.240	1.240	12/24/2013	09/30/2018		25,000,000.00	24,750,000.00	100.039000	259,750.00

Run Date: 7/6/2017 5:11:19 AM

Investments Outstanding As Of Date: 6/30/2017

INVESTMENT PORTFOLIO - POSITION DETAIL

U.S. Government	Moodys	S&P	CUSIP	Coupon Rate	YIELD	WAL	Durtn	Effect Durtn	Purchase Date	Maturity Date	Call Date	Current Par Value	Current Book Value	Market Price	Unrealized Gain/ (Loss)
US TREASURY NOTE			912828C24	1.500	1.546	1.666	1.644	1.644	03/17/2014	02/28/2019		25,000,000.00	24,945,312.50	100.207000	106,437.50
US TREASURY NOTE			912828WS5	1.625	1.674	2.000	1.976	1.976	07/15/2014	06/30/2019		25,000,000.00	24,942,382.81	100.445000	168,867.19
US TREASURY NOTE			912828RE2	1.500	1.341	1.170	1.156	1.156	08/15/2014	08/31/2018		25,000,000.00	25,156,250.00	100.227000	-99,500.00
US TREASURY NOTE			912828F39	1.750	1.448	2.252	2.207	2.207	10/15/2014	09/30/2019		25,000,000.00	25,359,375.00	100.719000	-179,625.00
US TREASURY NOTE			912828A34	1.250	1.213	1.419	1.407	1.407	10/21/2014	11/30/2018		10,000,000.00	10,014,843.75	99.867000	-28,143.75
US TREASURY NOTE			912828G95	1.625	1.282	2.504	2.460	2.460	01/15/2015	12/31/2019		40,000,000.00	40,656,250.00	100.375000	-506,250.00
US TREASURY NOTE			912828H52	1.250	1.205	2.589	2.537	2.537	02/03/2015	01/31/2020		10,000,000.00	10,021,875.00	99.387000	-83,175.00
US TREASURY NOTE			912828TN0	1.000	1.157	2.170	2.142	2.142	02/03/2015	08/31/2019		25,000,000.00	24,826,171.88	99.129000	-43,921.88
US TREASURY NOTE			912828H52	1.250	1.247	2.589	2.537	2.537	02/04/2015	01/31/2020		10,000,000.00	10,001,562.50	99.387000	-62,862.50
US TREASURY NOTE			912828UB4	1.000	1.311	2.419	2.392	2.392	04/08/2015	11/30/2019		10,000,000.00	9,860,156.25	98.945000	34,343.75
US TREASURY NOTE			912828SD3	1.250	1.081	1.589	1.565	1.565	04/17/2015	01/31/2019		25,000,000.00	25,156,250.00	99.824000	-200,250.00
US TREASURY NOTE			912828K58	1.375	1.435	2.836	2.783	2.783	04/30/2015	04/30/2020		5,000,000.00	4,985,546.88	99.551000	-7,996.88
US TREASURY NOTE			912828K58	1.375	1.401	2.836	2.783	2.783	04/30/2015	04/30/2020		5,000,000.00	4,993,750.00	99.551000	-16,200.00
US TREASURY NOTE			912828J84	1.375	1.461	2.753	2.699	2.699	05/04/2015	03/31/2020		10,000,000.00	9,959,375.00	99.629000	3,525.00
US TREASURY NOTE			912828TV2	1.250	1.410	2.337	2.302	2.302	05/19/2015	10/31/2019		15,000,000.00	14,896,875.00	99.598000	42,825.00
US TREASURY NOTE			912828D23	1.625	1.299	1.833	1.809	1.809	05/27/2015	04/30/2019		15,000,000.00	15,186,328.13	100.434000	-121,228.13
US TREASURY NOTE			912828XE5	1.500	1.596	2.921	2.861	2.861	06/03/2015	05/31/2020		10,000,000.00	9,953,906.25	99.852000	31,293.75
US TREASURY NOTE			912828TH3	.875	1.484	2.085	2.061	2.061	06/04/2015	07/31/2019		15,000,000.00	14,633,203.13	98.938000	207,496.87
US TREASURY NOTE			912828J50	1.375	1.698	2.668	2.618	2.618	06/10/2015	02/29/2020		15,000,000.00	14,780,859.38	99.648000	166,340.62
US TREASURY NOTE			912828XE5	1.500	1.673	2.921	2.861	2.861	07/02/2015	05/31/2020		10,000,000.00	9,918,750.00	99.852000	66,450.00
US TREASURY NOTE			912828C65	1.625	1.320	1.751	1.726	1.726	07/13/2015	03/31/2019		15,000,000.00	15,165,234.38	100.449000	-97,884.38
US TREASURY NOTE			912828VA5	1.125	1.687	2.836	2.791	2.791	07/21/2015	04/30/2020		10,000,000.00	9,742,968.75	98.898000	146,831.25
US TREASURY NOTE			912828UE8	.750	.760	.504	.504	.504	08/25/2015	12/31/2017		15,000,000.00	14,996,484.38	99.800000	-26,484.38
US TREASURY NOTE			912828WL0	1.500	1.214	1.918	1.895	1.895	08/26/2015	05/31/2019		25,000,000.00	25,261,718.75	100.223000	-205,968.75
US TREASURY NOTE			912828RY8	1.375	1.177	1.504	1.490	1.490	09/01/2015	12/31/2018		25,000,000.00	25,161,132.81	100.039000	-151,382.81
US TREASURY NOTE			912828VJ6	1.875	1.515	3.003	2.932	2.932	09/09/2015	06/30/2020		25,000,000.00	25,416,015.63	100.934000	-182,515.63
US TREASURY NOTE			912828WD8	1.250	1.058	1.337	1.324	1.324	09/15/2015	10/31/2018		20,000,000.00	20,117,968.75	99.883000	-141,368.75
US TREASURY NOTE			912828UR9	.750	.763	.666	.665	.665	10/08/2015	02/28/2018		15,000,000.00	14,995,312.50	99.695000	-41,062.50
US TREASURY NOTE			912828VV9	2.125	1.389	3.173	3.060	3.060	10/29/2015	08/31/2020		10,000,000.00	10,342,968.75	101.609000	-182,068.75
US TREASURY NOTE			912828XK1	.875	.976	1.041	1.035	1.035	10/30/2015	07/15/2018		15,000,000.00	14,959,570.31	99.563000	-25,120.31
US TREASURY NOTE			912828VP2	2.000	1.520	3.088	2.982	2.982	11/02/2015	07/31/2020		15,000,000.00	15,328,125.00	101.238000	-142,425.00
US TREASURY NOTE			912828L65	1.375	1.569	3.255	3.179	3.179	11/04/2015	09/30/2020		15,000,000.00	14,862,890.62	99.258000	25,809.38
US TREASURY NOTE			912828VV9	2.125	1.654	3.173	3.059	3.059	11/06/2015	08/31/2020		10,000,000.00	10,217,187.50	101.609000	-56,287.50

Run Date: 7/6/2017 5:11:19 AM

Investments Outstanding As Of Date: 6/30/2017

INVESTMENT PORTFOLIO - POSITION DETAIL

U.S. Government	Moodys	S&P	CUSIP	Coupon Rate	YIELD	WAL	Durtn	Effect Durtn	Purchase Date	Maturity Date	Call Date	Current Par Value	Current Book Value	Market Price	Unrealized Gain/ (Loss)
US TREASURY NOTE			912828L65	1.375	1.743	3.255	3.179	3.179	11/09/2015	09/30/2020		10,000,000.00	9,828,125.00	99.258000	97,675.00
US TREASURY NOTE			912828VP2	2.000	1.680	3.088	2.982	2.982	12/16/2015	07/31/2020		5,000,000.00	5,070,872.90	101.238000	-8,972.90
US TREASURY NOTE			912828C65	1.625	1.370	1.751	1.726	1.726	12/22/2015	03/31/2019		10,000,000.00	10,081,250.00	100.449000	-36,350.00
US TREASURY NOTE			912828N22	1.250	1.277	1.460	1.449	1.449	12/22/2015	12/15/2018		10,000,000.00	9,992,187.50	99.852000	-6,987.50
US TREASURY NOTE			912828N89	1.375	1.033	3.592	3.490	3.490	02/12/2016	01/31/2021		10,000,000.00	10,165,161.80	98.953000	-269,861.80
US TREASURY NOTE			912828ST8	1.250	.875	1.833	1.815	1.815	02/25/2016	04/30/2019		10,000,000.00	10,117,187.50	99.754000	-141,787.50
US TREASURY NOTE			912828L99	1.375	1.244	3.340	3.263	3.263	02/29/2016	10/31/2020		15,000,000.00	15,089,062.50	99.180000	-212,062.50
US TREASURY NOTE			912828A42	2.000	1.417	3.422	3.316	3.316	03/11/2016	11/30/2020		15,000,000.00	15,397,851.56	101.176000	-221,451.56
US TREASURY NOTE			912828TR1	1.000	1.244	2.252	2.225	2.225	03/15/2016	09/30/2019		10,000,000.00	9,915,625.00	99.070000	-8,625.00
US TREASURY NOTE			912828N48	1.750	1.501	3.507	3.411	3.411	03/16/2016	12/31/2020		15,000,000.00	15,171,900.00	100.285000	-129,150.00
US TREASURY NOTE			912828Q37	1.250	1.256	3.753	3.664	3.664	04/01/2016	03/31/2021		15,000,000.00	14,995,312.50	98.344000	-243,712.50
US TREASURY NOTE 1.125 1			912828UF5	1.125	1.151	2.504	2.472	2.472	04/25/2016	12/31/2019		10,000,000.00	9,990,625.00	99.176000	-73,025.00
US TREASURY NOTE 1.125 3			912828UV0	1.125	1.141	2.753	2.708	2.708	05/02/2016	03/31/2020		10,000,000.00	9,993,750.00	98.965000	-97,250.00
US TREASURY NOTE 1.375 4			912828Q78	1.375	1.251	3.836	3.739	3.739	05/16/2016	04/30/2021		15,000,000.00	15,089,062.50	98.723000	-280,612.50
US TREASURY NOTE 1.250 3			912828Q37	1.250	1.333	3.753	3.664	3.664	05/19/2016	03/31/2021		10,000,000.00	9,960,937.50	98.344000	-126,537.50
US TREASURY NOTE 1.750 1			912828N48	1.750	1.341	3.507	3.411	3.411	05/19/2016	12/31/2020		15,000,000.00	15,273,600.00	100.285000	-230,850.00
US TREASURY NOTE 1.125 4			912828VA5	1.125	1.247	2.836	2.792	2.792	05/19/2016	04/30/2020		10,000,000.00	9,953,125.00	98.898000	-63,325.00
US TREASURY NOTE 1.125 2			912828P87	1.125	1.395	3.668	3.589	3.589	05/25/2016	02/28/2021		15,000,000.00	14,813,671.88	97.969000	-118,321.88
US TREASURY NOTE .500 7-			912828TG5	.500	.786	.085	.085	.085	05/26/2016	07/31/2017		20,000,000.00	19,932,812.50	99.971000	61,387.50
US TREASURY NOTE .875 5-			912828R51	.875	.733	.918	.914	.914	06/23/2016	05/31/2018		15,000,000.00	15,041,015.63	99.641000	-94,865.63
US TREASURY NOTE 1.375 5			912828R77	1.375	1.218	3.921	3.823	3.823	06/24/2016	05/31/2021		15,000,000.00	15,112,500.00	98.613000	-320,550.00
US TREASURY NOTE .875 3-			912828Q45	.875	.571	.751	.748	.748	06/28/2016	03/31/2018		20,000,000.00	20,106,250.00	99.715000	-163,250.00
US TREASURY NOTE 1.125 6			912828S27	1.125	.956	4.003	3.923	3.923	07/08/2016	06/30/2021		15,000,000.00	15,123,046.88	97.598000	-483,346.88
US TREASURY NOTE .875 10			912828F54	.875	.579	.293	.293	.293	07/11/2016	10/15/2017		20,000,000.00	20,074,218.75	99.939000	-86,418.75
US TREASURY NOTE .625 8-			912828TM2	.625	.583	.170	.170	.170	07/13/2016	08/31/2017		20,000,000.00	20,009,375.00	99.938000	-21,775.00
US TREASURY NOTE 1.625 1			912828M98	1.625	1.061	3.422	3.334	3.334	07/25/2016	11/30/2020		20,000,000.00	20,478,125.00	99.949000	-488,325.00
US TREASURY NOTE 1.375 7			912828VQ0	1.375	.752	1.085	1.073	1.073	07/26/2016	07/31/2018		20,000,000.00	20,248,437.50	100.086000	-231,237.50
US TREASURY NOTE .750 7-			912828S43	.750	.762	2.041	2.023	2.023	08/05/2016	07/15/2019		15,000,000.00	14,994,726.56	98.707000	-188,676.56
US TREASURY NOTE 1.125 7			912828S76	1.125	1.131	4.088	3.984	3.984	08/09/2016	07/31/2021		15,000,000.00	14,995,898.44	97.469000	-375,548.44
US TREASURY NOTE .875 10			912828L81	.875	.783	1.293	1.285	1.285	08/18/2016	10/15/2018		25,000,000.00	25,048,828.13	99.422000	-193,328.13
US TREASURY NOTE .750 2-			912828P53	.750	.827	1.630	1.614	1.614	08/26/2016	02/15/2019		15,000,000.00	14,971,875.00	99.035000	-116,625.00
US TREASURY NOTE .875 6-			912828R85	.875	.927	1.959	1.945	1.945	08/30/2016	06/15/2019		15,000,000.00	14,978,320.31	99.023000	-124,870.31
US TREASURY NOTE 1.125 8			9128282F6	1.125	1.219	4.173	4.067	4.067	09/13/2016	08/31/2021		15,000,000.00	14,932,031.25	97.379000	-325,181.25

Run Date: 7/6/2017 5:11:19 AM

Investments Outstanding As Of Date: 6/30/2017

INVESTMENT PORTFOLIO - POSITION DETAIL

U.S. Government	Moodys	S&P	CUSIP	Coupon Rate	YIELD	WAL	Durtn	Effect Durtn	Purchase Date	Maturity Date	Call Date	Current Par Value	Current Book Value	Market Price	Unrealized Gain/ (Loss)
US TREASURY NOTE 1.125 9			912828T34	1.125	1.193	4.255	4.150	4.150	10/05/2016	09/30/2021		15,000,000.00	14,950,781.25	97.273000	-359,831.25
US TREASURY NOTE 1.000 1			912828UB4	1.000	.986	2.419	2.392	2.392	10/06/2016	11/30/2019		15,000,000.00	15,006,445.31	98.945000	-164,695.31
US TREASURY NOTE .750 2-			912828P53	.750	.918	1.630	1.614	1.614	10/06/2016	02/15/2019		10,000,000.00	9,960,937.50	99.035000	-57,437.50
US TREASURY NOTE 1.125 9			912828T34	1.125	1.263	4.255	4.150	4.150	10/07/2016	09/30/2021		10,000,000.00	9,933,593.75	97.273000	-206,293.75
US TREASURY NOTE 1.125 6			912828S27	1.125	1.291	4.003	3.922	3.922	10/11/2016	06/30/2021		15,000,000.00	14,886,328.13	97.598000	-246,628.13
US TREASURY NOTE 1.250 3			912828Q37	1.250	1.309	3.753	3.664	3.664	10/13/2016	03/31/2021		15,000,000.00	14,961,914.06	98.344000	-210,314.06
US TREASURY NOTE 1.250 1			912828T67	1.250	1.316	4.340	4.223	4.223	10/31/2016	10/31/2021		10,000,000.00	9,967,968.75	97.680000	-199,968.75
US TREASURY NOTE 1.375 8			912828L32	1.375	1.230	3.173	3.096	3.096	10/31/2016	08/31/2020		15,000,000.00	15,080,859.38	99.297000	-186,309.38
US TREASURY NOTE .875 4-			912828Q52	.875	.975	1.792	1.779	1.779	10/31/2016	04/15/2019		10,000,000.00	9,975,781.25	99.125000	-63,281.25
US TREASURY NOTE 1.000 1			912828T59	1.000	.984	2.293	2.267	2.267	11/09/2016	10/15/2019		10,000,000.00	10,004,687.50	99.055000	-99,187.50
US TREASURY NOTE .875 9-			9128282G4	.875	1.026	2.211	2.187	2.187	11/10/2016	09/15/2019		10,000,000.00	9,957,812.50	98.824000	-75,412.50
US TREASURY NOTE 1.250 1			912828T67	1.250	1.483	4.340	4.222	4.222	11/10/2016	10/31/2021		10,000,000.00	9,888,671.88	97.680000	-120,671.88
US TREASURY NOTE 1.250 2			912828UQ1	1.250	1.363	2.668	2.623	2.623	11/18/2016	02/29/2020		15,000,000.00	14,945,507.81	99.352000	-42,707.81
US TREASURY NOTE			912828VF4	1.375	1.479	2.921	2.866	2.866	11/21/2016	05/31/2020		15,000,000.00	14,946,679.69	99.520000	-18,679.69
US TREASURY NOTE			912828U65	1.750	1.797	4.422	4.260	4.260	11/30/2016	11/30/2021		10,000,000.00	9,977,734.38	99.738000	-3,934.38
T 1 3-4 11-30-21			912828U65	1.750	1.885	4.422	4.263	4.263	12/02/2016	11/30/2021		10,000,000.00	9,935,937.50	99.738000	37,862.50
T 1 3-8 03-31-20			912828J84	1.375	1.475	2.753	2.699	2.699	12/12/2016	03/31/2020		10,000,000.00	9,967,968.75	99.629000	-5,068.75
T 1 1-8 02-28-21			912828P87	1.125	1.752	3.668	3.588	3.588	12/12/2016	02/28/2021		15,000,000.00	14,619,140.63	97.969000	76,209.37
T 1 1-4 10-31-21			912828T67	1.250	2.069	4.340	4.221	4.221	12/19/2016	10/31/2021		10,000,000.00	9,622,656.25	97.680000	145,343.75
T 0 5-8 08-31-17			912828TM2	.625	.721	.170	.170	.170	12/19/2016	08/31/2017		50,000,000.00	49,966,796.88	99.938000	2,203.12
T 1 3-8 12-15-19			912828U73	1.375	1.542	2.460	2.424	2.424	12/22/2016	12/15/2019		10,000,000.00	9,951,562.50	99.789000	27,337.50
T 1 1-4 12-31-18			912828U99	1.250	1.282	1.504	1.491	1.491	01/03/2017	12/31/2018		10,000,000.00	9,993,750.00	99.840000	-9,750.00
T 2 12-31-21			912828U81	2.000	1.975	4.507	4.326	4.326	01/03/2017	12/31/2021		10,000,000.00	10,011,718.75	100.723000	60,581.25
T 1 3-8 05-31-21			912828R77	1.375	1.893	3.921	3.821	3.821	12/30/2016	05/31/2021		15,000,000.00	14,671,875.00	98.613000	120,075.00
T 0 5-8 08-31-17			912828TM2	.625	.730	.170	.170	.170	01/04/2017	08/31/2017		50,000,000.00	49,965,856.50	99.938000	3,143.50
T 1 1-8 07-31-21			912828S76	1.125	1.861	4.088	3.982	3.982	01/09/2017	07/31/2021		20,000,000.00	19,359,375.00	97.469000	134,425.00
T 0 5-8 11-30-17			912828UA6	.625	.793	.419	.419	.419	01/10/2017	11/30/2017		50,000,000.00	49,925,781.25	99.794000	-28,781.25
T 1 3-8 01-15-20			912828V31	1.375	1.523	2.545	2.491	2.491	01/20/2017	01/15/2020		20,000,000.00	19,914,062.50	99.750000	35,937.50
T 1 5-8 06-30-20			912828XH8	1.625	1.670	3.003	2.940	2.940	01/23/2017	06/30/2020		10,000,000.00	9,985,156.25	100.176000	32,443.75
B 09-14-17			912796KL2	.000	.602	.208	.208	.208	01/25/2017	09/14/2017		50,000,000.00	49,806,666.67	99.808000	97,333.33
B 09-14-17			912796KL2	.000	.602	.208	.208	.208	01/25/2017	09/14/2017		50,000,000.00	49,806,666.66	99.808000	97,333.34
B 0 08-17-17			912796KF5	.000	.607	.132	.131	.131	01/25/2017	08/17/2017		50,000,000.00	49,828,583.33	99.887000	114,916.67
B 07-13-17			912796LK3	.000	.587	.036	.036	.036	01/27/2017	07/13/2017		50,000,000.00	49,864,312.50	99.979000	125,187.50

Run Date: 7/6/2017 5:11:19 AM

Investments Outstanding As Of Date: 6/30/2017

INVESTMENT PORTFOLIO - POSITION DETAIL

U.S. Government	Moodys	S&P	CUSIP	Coupon Rate	YIELD	WAL	Durtn	Effect Durtn	Purchase Date	Maturity Date	Call Date	Current Par Value	Current Book Value	Market Price	Unrealized Gain/ (Loss)
B 07-13-17			912796LK3	.000	.587	.036	.036	.036	01/27/2017	07/13/2017		50,000,000.00	49,864,312.50	99.979000	125,187.50
B 07-13-17			912796LK3	.000	.607	.036	.036	.036	02/01/2017	07/13/2017		50,000,000.00	49,863,875.00	99.979000	125,625.00
B 07-13-17			912796LK3	.000	.607	.036	.036	.036	02/01/2017	07/13/2017		50,000,000.00	49,863,875.00	99.979000	125,625.00
B 0 08-17-17			912796KF5	.000	.632	.132	.131	.131	02/01/2017	08/17/2017		50,000,000.00	49,827,625.00	99.887000	115,875.00
T 0 3-4 01-31-18			912828P20	.750	.843	.589	.581	.581	02/09/2017	01/31/2018		50,000,000.00	49,955,078.13	99.753000	-78,578.13
T 0 5-8 11-30-17			912828UA6	.625	.761	.419	.419	.419	02/09/2017	11/30/2017		25,000,000.00	24,972,656.25	99.794000	-24,156.25
T 0 5-8 11-30-17			912828UA6	.625	.810	.419	.419	.419	02/16/2017	11/30/2017		50,000,000.00	49,927,734.38	99.794000	-30,734.38
T 1 3-8 09-30-20			912828L65	1.375	1.722	3.255	3.179	3.179	02/17/2017	09/30/2020		10,000,000.00	9,878,906.25	99.258000	46,893.75
T 1 3-8 10-31-20			912828L99	1.375	1.737	3.340	3.262	3.262	02/17/2017	10/31/2020		10,000,000.00	9,870,703.13	99.180000	47,296.87
T 1 3-4 02-28-22			912828J43	1.750	2.020	4.668	4.474	4.474	03/02/2017	02/28/2022		10,000,000.00	9,872,330.00	99.574000	85,070.00
T 1 02-15-18			912828H94	1.000	1.000	.630	.623	.623	03/02/2017	02/15/2018		25,000,000.00	25,000,000.00	99.860000	-35,000.00
T 1 1-2 01-31-22			912828H86	1.500	2.058	4.592	4.416	4.416	03/06/2017	01/31/2022		10,000,000.00	9,740,625.00	98.484000	107,775.00
T 1 5-8 07-31-20			912828XM7	1.625	1.746	3.088	3.000	3.000	03/08/2017	07/31/2020		10,000,000.00	9,960,156.25	100.117000	51,543.75
T 1 12-15-17			912828G79	1.000	1.005	.460	.460	.460	03/08/2017	12/15/2017		50,000,000.00	49,998,046.88	99.933000	-31,546.88
B 09-07-17			912796LT4	.000	.844	.189	.189	.189	03/09/2017	09/07/2017		50,000,000.00	49,787,666.67	99.826000	125,333.33
T 0 5-8 08-31-17			912828TM2	.625	.871	.170	.170	.170	03/08/2017	08/31/2017		50,000,000.00	49,941,406.25	99.938000	27,593.75
B 07-20-17			912796KB4	.000	.777	.055	.055	.055	04/24/2017	07/20/2017		50,000,000.00	49,906,293.75	99.963000	75,206.25
B 07-20-17			912796KB4	.000	.777	.055	.055	.055	04/24/2017	07/20/2017		50,000,000.00	49,906,293.75	99.963000	75,206.25
B 07-20-17			912796KB4	.000	.776	.055	.055	.055	04/24/2017	07/20/2017		50,000,000.00	49,906,354.17	99.963000	75,145.83
B 07-20-17			912796KB4	.000	.776	.055	.055	.055	04/24/2017	07/20/2017		50,000,000.00	49,906,354.16	99.963000	75,145.84
T 1 7-8 03-31-22			912828W89	1.875	1.860	4.753	4.546	4.546	04/27/2017	03/31/2022		10,000,000.00	10,007,031.25	100.059000	-1,131.25
B 08-31-17			912796LR8	.000	.835	.170	.170	.170	05/03/2017	08/31/2017		50,000,000.00	49,861,250.00	99.849000	63,250.00
B 08-31-17			912796LR8	.000	.835	.170	.170	.170	05/03/2017	08/31/2017		50,000,000.00	49,861,250.00	99.849000	63,250.00
T 1 02-15-18			912828H94	1.000	1.060	.630	.623	.623	05/03/2017	02/15/2018		50,000,000.00	49,976,562.50	99.860000	-46,562.50
T 1 7-8 03-31-22			912828W89	1.875	1.875	4.753	4.546	4.546	05/05/2017	03/31/2022		10,000,000.00	10,000,000.00	100.059000	5,900.00
T 0 5-8 08-31-17			912828TM2	.625	.917	.170	.170	.170	05/10/2017	08/31/2017		50,000,000.00	49,955,078.13	99.938000	13,921.87
B 08-10-17			912796LP2	.000	.887	.112	.112	.112	05/11/2017	08/10/2017		50,000,000.00	49,888,145.83	99.908000	65,854.17
B 07-20-17			912796KB4	.000	.771	.055	.055	.055	05/23/2017	07/20/2017		50,000,000.00	49,937,972.22	99.963000	43,527.78
B 08-10-17			912796LP2	.000	.867	.112	.112	.112	05/23/2017	08/10/2017		50,000,000.00	49,905,090.28	99.908000	48,909.72
B 07-20-17			912796KB4	.000	.771	.055	.055	.055	05/23/2017	07/20/2017		50,000,000.00	49,937,972.22	99.963000	43,527.78
B 08-10-17			912796LP2	.000	.867	.112	.112	.112	05/23/2017	08/10/2017		50,000,000.00	49,905,090.28	99.908000	48,909.72
B 09-14-17			912796KL2	.000	.913	.208	.208	.208	05/24/2017	09/14/2017		50,000,000.00	49,857,180.56	99.808000	46,819.44
B 09-14-17			912796KL2	.000	.913	.208	.208	.208	05/24/2017	09/14/2017		50,000,000.00	49,857,180.55	99.808000	46,819.45

Run Date: 7/6/2017 5:11:19 AM

Investments Outstanding As Of Date: 6/30/2017

INVESTMENT PORTFOLIO - POSITION DETAIL

U.S. Government	Moodys	S&P	CUSIP	Coupon Rate	YIELD	WAL	Durtn	Effect Durtn	Purchase Date	Maturity Date	Call Date	Current Par Value	Current Book Value	Market Price	Unrealized Gain/ (Loss)
B 08-17-17			912796KF5	.000	.877	.132	.131	.131	05/24/2017	08/17/2017		50,000,000.00	49,896,701.39	99.887000	46,798.61
B 08-17-17			912796KF5	.000	.877	.132	.131	.131	05/24/2017	08/17/2017		50,000,000.00	49,896,701.39	99.887000	46,798.61
B 0 08-24-17			912796LQ0	.000	.907	.151	.151	.151	05/25/2017	08/24/2017		50,000,000.00	49,885,618.06	99.867000	47,881.94
B 0 08-24-17			912796LQ0	.000	.907	.151	.151	.151	05/25/2017	08/24/2017		50,000,000.00	49,885,618.06	99.867000	47,881.94
B 07-20-17			912796KB4	.000	.786	.055	.055	.055	05/24/2017	07/20/2017		50,000,000.00	49,937,854.17	99.963000	43,645.83
B 08-24-17			912796LQ0	.000	.902	.151	.151	.151	05/25/2017	08/24/2017		50,000,000.00	49,886,250.00	99.867000	47,250.00
B 08-10-17			912796LP2	.000	.877	.112	.112	.112	05/25/2017	08/10/2017		50,000,000.00	49,906,423.61	99.908000	47,576.39
B 08-17-17			912796KF5	.000	.922	.132	.131	.131	06/05/2017	08/17/2017		50,000,000.00	49,906,722.22	99.887000	36,777.78
B 08-17-17			912796KF5	.000	.922	.132	.131	.131	06/05/2017	08/17/2017		50,000,000.00	49,906,722.22	99.887000	36,777.78
B 07-20-17			912796KB4	.000	.851	.055	.055	.055	06/15/2017	07/20/2017		50,000,000.00	49,958,680.56	99.963000	22,819.44
B 09-21-17			912796LU1	.000	1.003	.227	.227	.227	06/21/2017	09/21/2017		50,000,000.00	49,872,222.22	99.784000	19,777.78
B 09-21-17			912796LU1	.000	1.003	.227	.227	.227	06/21/2017	09/21/2017		50,000,000.00	49,872,222.22	99.784000	19,777.78
T 1 3-4 12-31-20			912828N48	1.750	1.633	3.507	3.410	3.410	06/21/2017	12/31/2020		10,000,000.00	10,039,843.75	100.285000	-11,343.75
B 10-19-17			912796LY3	.000	.993	.304	.304	.304	06/26/2017	10/19/2017		50,000,000.00	49,841,875.00	99.691000	3,625.00
B 10-19-17			912796LY3	.000	.993	.304	.304	.304	06/26/2017	10/19/2017		50,000,000.00	49,841,875.00	99.691000	3,625.00
T 1 3-4 05-31-22			912828XR6	1.750	1.793	4.921	4.726	4.726	06/28/2017	05/31/2022		10,000,000.00	9,979,687.50	99.414000	-38,287.50
WIB 09-28-17			912796LV9	.000	1.003	.247	.246	.246	06/29/2017	09/28/2017		50,000,000.00	49,873,611.11	99.756000	4,388.89
WIB 09-28-17			912796LV9	.000	1.003	.247	.246	.246	06/29/2017	09/28/2017		50,000,000.00	49,873,611.11	99.756000	4,388.89
B 09-28-17			912796LV9	.000	.992	.247	.246	.246	06/29/2017	09/28/2017		50,000,000.00	49,874,875.00	99.756000	3,125.00
B 09-28-17			912796LV9	.000	.992	.247	.246	.246	06/29/2017	09/28/2017		50,000,000.00	49,874,875.00	99.756000	3,125.00
T 1 3-4 06-30-22			912828XW5	1.750	1.835	5.003	4.809	4.809	06/30/2017	06/30/2022		10,000,000.00	9,959,375.00	99.352000	-24,175.00
B 10-12-17			912796KR9	.000	1.003	.285	.285	.285	06/29/2017	10/12/2017		50,000,000.00	49,854,166.66	99.710000	833.34
B 10-12-17			912796KR9	.000	1.003	.285	.285	.285	06/29/2017	10/12/2017		50,000,000.00	49,854,166.67	99.710000	833.33
T 0 3-4 10-31-17			912828TW0	.750	1.060	.337	.337	.337	06/30/2017	10/31/2017		50,000,000.00	49,948,156.50	99.886000	-5,156.50
T 0 3-4 10-31-17			912828TW0	.750	1.060	.337	.337	.337	06/30/2017	10/31/2017		50,000,000.00	49,948,156.50	99.886000	-5,156.50
Total Count 164				.577	.992	1.021	1.001	1.001				4,380,000,000.00	4,375,218,204.25	99.731515	-6,977,854.25

Run Date: 7/6/2017 5:11:19 AM

Investments Outstanding As Of Date: 6/30/2017

INVENTORY BY MATURITY REPORT

CUSIP	Investment #	Fund	Issuer	Purchase Date	Current Book	Current Rate	Maturity Date	Maturity Amount	Total Days From Purc	Current Par	YTM	Days to Maturity
10010	154433	1000	STAR OHIO 10010	05/31/2015	180,711,789.71	1.092	07/01/2017	180,711,789.71	762	180,711,789.71	1.092	1
63942	174457	1020	STAR OHIO 63942	05/31/2015	20,842,981.45	1.092	07/01/2017	20,842,981.45	762	20,842,981.45	1.092	1
70933	182202	1010	STAR OHIO 70933	05/31/2015	10,656.21	1.092	07/01/2017	10,656.21	762	10,656.21	1.092	1
38141W273	184539	1000	GOLDMAN SACHS FIN SQ GOV	05/31/2015	0.00	.847	07/01/2017	0.00	762	0.00	.847	1
NOWSW3006	193190	1000	NOW ACCT-SWEEP ACCT-300	05/31/2015	80,144,253.09	.350	07/01/2017	80,144,253.09	762	80,144,253.09	.350	1
MMNOW0170	207633	1020	KEYBANK - INVESTMENT MAT	05/31/2015	103,404,292.10	.350	07/01/2017	103,404,292.10	762	103,404,292.10	.350	1
OPNCP8020	207943	1000	US BANK - OPEN COMMERCIA	11/03/2011	100,184,350.57	1.050	07/01/2017	100,184,350.57	2067	100,184,350.57	1.050	1
61747C707	210062	1000	MORGAN STANLEY LIQ GOVT	05/31/2015	0.00	2.588	07/01/2017	0.00	762	0.00	2.588	1
825252885	213723	1000	INVESCO GOVT & AGENCY PO	05/31/2015	0.00	.888	07/01/2017	0.00	762	0.00	.888	1
52470G791	216151	1000	WESTERN ASSET INST GOVT	05/31/2015	362,494,762.02	.822	07/01/2017	362,494,762.02	762	362,494,762.02	.822	1
PLUS30026	216345	1000	STAR OHIO - 10010	05/31/2015	50,418,820.71	.650	07/01/2017	50,418,820.71	762	50,418,820.71	.650	1
NWDMMKT	217637	1010	NWD MMKT ACCOUNT - LONG	05/31/2015	141,508,523.92	.930	07/01/2017	141,508,523.92	762	141,508,523.92	.930	1
INTCK0028	224104	1000	Huntington Int Bearing Ckg (R	09/30/2015	0.00	.550	07/01/2017	0.00	640	0.00	.550	1
CITZMMKT3	229092	1000	CITIZENS INTEREST BEARING	01/09/2017	149,457,105.39	1.100	07/01/2017	149,457,105.39	173	149,457,105.39	1.100	1
HR6301710	231937	1000	HSBC SECURITIES USA INC	06/30/2017	200,000,000.00	1.070	07/03/2017	200,000,000.00	3	200,000,000.00	1.070	3
EC1600021	223260	3030	NICOLE MEYER	07/07/2015	70,145.00	.150	07/07/2017	70,145.00	731	70,145.00	.150	7
EC1600039	223276	3030	HARYY & MARY VANNUS	07/08/2015	65,750.00	.150	07/07/2017	65,750.00	730	65,750.00	.150	7
EC1600047	223277	3030	MICHAEL MATHEY	07/08/2015	74,075.00	.150	07/07/2017	74,075.00	730	74,075.00	.150	7
EC1600054	223278	3030	KEITH JEFFERSON	07/08/2015	36,500.00	.150	07/07/2017	36,500.00	730	36,500.00	.150	7
LD1600013	223279	3050	TRI COUNTY TOOL & SUPPLY	07/08/2015	166,000.00	.150	07/07/2017	166,000.00	730	166,000.00	.150	7
LD1600021	223299	3050	S&S MEAT PURVEYORS INC	07/09/2015	128,966.41	.150	07/07/2017	128,966.41	729	128,966.41	.150	7
RE1600015	223312	3040	HERBS BODY SHOP INC	07/10/2015	217,083.04	.150	07/10/2017	217,083.04	731	217,083.04	.150	10
RE1600023	223314	3040	CHEMPURE PRODUCTS CORP	07/10/2015	32,884.44	.150	07/10/2017	32,884.44	731	32,884.44	.150	10
LD17B0274	229060	3000	BID OHIO	01/04/2017	5,000,000.00	.670	07/12/2017	5,000,000.00	189	5,000,000.00	.670	12
LD17B0282	229061	3000	BID OHIO	01/04/2017	2,000,000.00	.670	07/12/2017	2,000,000.00	189	2,000,000.00	.670	12
LD17B0290	229062	3000	BID OHIO	01/04/2017	2,000,000.00	.670	07/12/2017	2,000,000.00	189	2,000,000.00	.670	12
912796LK3	229372	1000	B 07-13-17	01/27/2017	49,864,312.50	.000	07/13/2017	50,000,000.00	167	50,000,000.00	.587	13
912796LK3	229373	1000	B 07-13-17	01/27/2017	49,864,312.50	.000	07/13/2017	50,000,000.00	167	50,000,000.00	.587	13
912796LK3	229442	1000	B 07-13-17	02/01/2017	49,863,875.00	.000	07/13/2017	50,000,000.00	162	50,000,000.00	.607	13
912796LK3	229444	1000	B 07-13-17	02/01/2017	49,863,875.00	.000	07/13/2017	50,000,000.00	162	50,000,000.00	.607	13
313385JB3	231640	1000	FHLBDN 0 07-13-17	06/05/2017	49,951,180.56	.000	07/13/2017	50,000,000.00	38	50,000,000.00	.926	13
313385JB3	231641	1000	FHLBDN 0 07-13-17	06/05/2017	49,951,180.56	.000	07/13/2017	50,000,000.00	38	50,000,000.00	.926	13

Run Date: 7/6/2017 5:11:19 AM

Investments Outstanding As Of Date: 6/30/2017

INVENTORY BY MATURITY REPORT

CUSIP	Investment #	Fund	Issuer	Purchase Date	Current Book	Current Rate	Maturity Date	Maturity Amount	Total Days From Purc	Current Par	YTM	Days to Maturity
LD1600039	223346	3050	BAVARIAN CATERING LTD	07/14/2015	65,460.25	.150	07/14/2017	65,460.25	731	65,460.25	.150	14
313385JC1	229323	1000	FHDN 0 07-14-17	01/25/2017	49,870,138.89	.000	07/14/2017	50,000,000.00	170	50,000,000.00	.551	14
313385JC1	229325	1000	FHDN 7-14-17	01/25/2017	49,870,138.89	.000	07/14/2017	50,000,000.00	170	50,000,000.00	.551	14
313385JC1	231554	1000	FHDN AGD 07-14-17	05/25/2017	49,938,194.44	.000	07/14/2017	50,000,000.00	50	50,000,000.00	.891	14
313385JC1	231555	1000	FHDN AGD 07-14-17	05/25/2017	29,962,916.67	.000	07/14/2017	30,000,000.00	50	30,000,000.00	.891	14
880591EA6	224160	1010	TVA DEBENTURE	09/23/2015	14,627,913.36	5.500	07/18/2017	13,474,000.00	664	13,474,000.00	.751	18
313385JH0	229257	1000	FHLBDN 0 07-19-17	01/23/2017	49,845,125.00	.000	07/19/2017	50,000,000.00	177	50,000,000.00	.632	19
LD17B0506	230642	3000	BID OHIO	04/19/2017	2,000,000.00	.850	07/19/2017	2,000,000.00	91	2,000,000.00	.850	19
LD17B0498	230643	3000	BID OHIO	04/19/2017	3,000,000.00	.850	07/19/2017	3,000,000.00	91	3,000,000.00	.850	19
313385JH0	231851	1000	FHLBDN 0 07-19-17	06/23/2017	49,963,888.89	.000	07/19/2017	50,000,000.00	26	50,000,000.00	1.001	19
313385JH0	231852	1000	FHLBDN 0 07-19-17	06/23/2017	49,963,888.89	.000	07/19/2017	50,000,000.00	26	50,000,000.00	1.001	19
EC1600062	223399	3030	GERALD LAMM	07/20/2015	30,000.00	.150	07/20/2017	30,000.00	731	30,000.00	.150	20
EC1600070	223400	3030	STEPHAN CLARK	07/20/2015	175,000.00	.150	07/20/2017	175,000.00	731	175,000.00	.150	20
EC1600088	223401	3030	ANITA JENKINS	07/20/2015	75,000.00	.150	07/20/2017	75,000.00	731	75,000.00	.150	20
EC1600096	223402	3030	DAVID MARTIN	07/20/2015	102,215.00	.150	07/20/2017	102,215.00	731	102,215.00	.150	20
EC1600104	223403	3030	FRANK BRESKY	07/20/2015	129,375.00	.150	07/20/2017	129,375.00	731	129,375.00	.150	20
EC1600112	223404	3030	DAVID RUDOLPH	07/20/2015	80,000.00	.150	07/20/2017	80,000.00	731	80,000.00	.150	20
EC1600120	223405	3030	BONITA KIPLING	07/20/2015	188,575.00	.150	07/20/2017	188,575.00	731	188,575.00	.150	20
EC1600138	223406	3030	BRIAN BERGER	07/20/2015	60,870.00	.150	07/20/2017	60,870.00	731	60,870.00	.150	20
EC1600146	223407	3030	NORMAN STARR	07/20/2015	38,985.00	.150	07/20/2017	38,985.00	731	38,985.00	.150	20
EC1600153	223408	3030	BRETT RODSTROM	07/20/2015	77,500.00	.150	07/20/2017	77,500.00	731	77,500.00	.150	20
EC1600161	223409	3030	FRANK KOMAR	07/20/2015	210,000.00	.150	07/20/2017	210,000.00	731	210,000.00	.150	20
EC1600179	223410	3030	JEREMY JANSZEN	07/20/2015	210,000.00	.150	07/20/2017	210,000.00	731	210,000.00	.150	20
EC1600187	223411	3030	DIANE STAHL	07/20/2015	33,725.00	.150	07/20/2017	33,725.00	731	33,725.00	.150	20
912796KB4	230936	1000	B 07-20-17	04/24/2017	49,906,293.75	.000	07/20/2017	50,000,000.00	87	50,000,000.00	.777	20
912796KB4	230937	1000	B 07-20-17	04/24/2017	49,906,293.75	.000	07/20/2017	50,000,000.00	87	50,000,000.00	.777	20
912796KB4	230939	1000	B 07-20-17	04/24/2017	49,906,354.17	.000	07/20/2017	50,000,000.00	87	50,000,000.00	.776	20
912796KB4	230941	1000	B 07-20-17	04/24/2017	49,906,354.16	.000	07/20/2017	50,000,000.00	87	50,000,000.00	.776	20
912796KB4	231500	1000	B 07-20-17	05/23/2017	49,937,972.22	.000	07/20/2017	50,000,000.00	58	50,000,000.00	.771	20
912796KB4	231502	1000	B 07-20-17	05/23/2017	49,937,972.22	.000	07/20/2017	50,000,000.00	58	50,000,000.00	.771	20
912796KB4	231531	1000	B 07-20-17	05/24/2017	49,937,854.17	.000	07/20/2017	50,000,000.00	57	50,000,000.00	.786	20
912796KB4	231715	1000	B 07-20-17	06/15/2017	49,958,680.56	.000	07/20/2017	50,000,000.00	35	50,000,000.00	.851	20
EC1600195	223427	3030	PAUL FISSEL	07/21/2015	350,000.00	.150	07/21/2017	350,000.00	731	350,000.00	.150	21

Run Date: 7/6/2017 5:11:19 AM

Investments Outstanding As Of Date: 6/30/2017

INVENTORY BY MATURITY REPORT

CUSIP	Investment #	Fund	Issuer	Purchase Date	Current Book	Current Rate	Maturity Date	Maturity Amount	Total Days From Purc	Current Par	YTM	Days to Maturity
3133EE4K3	224530	1010	FFCB DEBENTURE	10/23/2015	10,022,800.00	.720	07/21/2017	10,000,000.00	637	10,000,000.00	.588	21
313385JK3	230916	1000	FHDN 07-21-17	04/21/2017	49,892,569.44	.000	07/21/2017	50,000,000.00	91	50,000,000.00	.852	21
EC1600278	223509	3030	STEPHAN KOCH	07/27/2015	315,000.00	.150	07/27/2017	315,000.00	731	315,000.00	.150	27
EC1600286	223510	3030	MICHAEL FARAHAY	07/27/2015	102,500.00	.150	07/27/2017	102,500.00	731	102,500.00	.150	27
EC1600294	223511	3030	JULIA SULLIVAN	07/27/2015	75,000.00	.150	07/27/2017	75,000.00	731	75,000.00	.150	27
EC1600302	223512	3030	VICKI BORNHORST	07/27/2015	175,007.00	.150	07/27/2017	175,007.00	731	175,007.00	.150	27
EC1600310	223513	3030	RONALD DOWDY	07/27/2015	86,500.00	.150	07/27/2017	86,500.00	731	86,500.00	.150	27
EC1600328	223514	3030	JAMES BELAVICH III	07/27/2015	28,710.00	.150	07/27/2017	28,710.00	731	28,710.00	.150	27
EC1600336	223515	3030	HOWARD MISHKIND	07/27/2015	350,000.00	.150	07/27/2017	350,000.00	731	350,000.00	.150	27
EC1600203	223516	3030	BRUCE KOVACH	07/27/2015	25,000.00	.150	07/27/2017	25,000.00	731	25,000.00	.150	27
EC1600211	223517	3030	MATTHEW GOODMAN	07/27/2015	290,290.00	.150	07/27/2017	290,290.00	731	290,290.00	.150	27
EC1600229	223518	3030	GAVIN LIM	07/27/2015	178,500.00	.150	07/27/2017	178,500.00	731	178,500.00	.150	27
EC1600237	223519	3030	SUSAN KERRY	07/27/2015	67,500.00	.150	07/27/2017	67,500.00	731	67,500.00	.150	27
EC1600245	223520	3030	BRAD RODSTROM	07/27/2015	125,000.00	.150	07/27/2017	125,000.00	731	125,000.00	.150	27
EC1600252	223521	3030	EILEEN SIROIS	07/27/2015	52,500.00	.150	07/27/2017	52,500.00	731	52,500.00	.150	27
EC1600260	223522	3030	DOUGLAS & KRISS OTT	07/27/2015	75,000.00	.150	07/27/2017	75,000.00	731	75,000.00	.150	27
313385JR8	231823	1000	FHLBDN 0 07-27-17	06/22/2017	49,951,388.89	.000	07/27/2017	50,000,000.00	35	50,000,000.00	1.001	27
313385JR8	231824	1000	FHLBDN 0 07-27-17	06/22/2017	49,951,388.89	.000	07/27/2017	50,000,000.00	35	50,000,000.00	1.001	27
313385JR8	231825	1000	FHDN 0 07-27-17	06/22/2017	49,951,388.89	.000	07/27/2017	50,000,000.00	35	50,000,000.00	1.001	27
313385JR8	231826	1000	FHDN 0 07-27-17	06/22/2017	49,951,388.89	.000	07/27/2017	50,000,000.00	35	50,000,000.00	1.001	27
EC1600344	223531	3030	RACHAEL SPARKS	07/28/2015	30,000.00	.150	07/28/2017	30,000.00	731	30,000.00	.150	28
EC1600351	223532	3030	CLINTON HELMBRECHT	07/28/2015	200,000.00	.150	07/28/2017	200,000.00	731	200,000.00	.150	28
EC1600369	223533	3030	DAVID BURKHART	07/28/2015	125,000.00	.150	07/28/2017	125,000.00	731	125,000.00	.150	28
EC1600377	223534	3030	RANDOLPH & MARGARET NIC	07/28/2015	189,350.00	.150	07/28/2017	189,350.00	731	189,350.00	.150	28
EC1600385	223535	3030	STEPHEN HERING	07/28/2015	34,185.00	.150	07/28/2017	34,185.00	731	34,185.00	.150	28
EC1600393	223539	3030	JAMA & MARK COBB	07/28/2015	210,000.00	.150	07/28/2017	210,000.00	731	210,000.00	.150	28
EC1600401	223540	3030	CARL SPRENG	07/28/2015	77,900.00	.150	07/28/2017	77,900.00	731	77,900.00	.150	28
EC1600419	223541	3030	TERESA GILLESPIE	07/28/2015	350,000.00	.150	07/28/2017	350,000.00	731	350,000.00	.150	28
EC1600427	223542	3030	SUE DAUGHERTY	07/28/2015	60,000.00	.150	07/28/2017	60,000.00	731	60,000.00	.150	28
EC1600435	223543	3030	MICHAEL BENNETT	07/28/2015	93,790.00	.150	07/28/2017	93,790.00	731	93,790.00	.150	28
EC1600443	223544	3030	KEVAN MCCUTCHEON	07/28/2015	257,439.00	.150	07/28/2017	257,439.00	731	257,439.00	.150	28
LD1600047	223569	3050	BERRAN INDUSTRIAL GROUP I	07/30/2015	204,800.00	.150	07/28/2017	204,800.00	729	204,800.00	.150	28
LD1600054	223570	3050	THOMAS S DIETRICH DDS INC	07/30/2015	400,000.00	.150	07/28/2017	400,000.00	729	400,000.00	.150	28

Run Date: 7/6/2017 5:11:19 AM

Investments Outstanding As Of Date: 6/30/2017

INVENTORY BY MATURITY REPORT

CUSIP	Investment #	Fund	Issuer	Purchase Date	Current Book	Current Rate	Maturity Date	Maturity Amount	Total Days From Purc	Current Par	YTM	Days to Maturity
912828TG5	226917	1000	US TREASURY NOTE .500 7-31	05/26/2016	19,932,812.50	.500	07/31/2017	20,000,000.00	431	20,000,000.00	.786	31
LD17B0332	229518	3000	BID OHIO	02/08/2017	2,000,000.00	.700	08/02/2017	2,000,000.00	175	2,000,000.00	.700	33
LD17B0340	229519	3000	BID OHIO	02/08/2017	3,500,000.00	.700	08/02/2017	3,500,000.00	175	3,500,000.00	.700	33
LD17B0365	229520	3000	BID OHIO	02/08/2017	1,000,000.00	.700	08/02/2017	1,000,000.00	175	1,000,000.00	.700	33
LD17B0373	229521	3000	BID OHIO	02/08/2017	1,000,000.00	.700	08/02/2017	1,000,000.00	175	1,000,000.00	.700	33
LD17B0381	229522	3000	BID OHIO	02/08/2017	5,000,000.00	.700	08/02/2017	5,000,000.00	175	5,000,000.00	.700	33
LD17B0357	229526	3000	BID OHIO	02/08/2017	5,000,000.00	.700	08/02/2017	5,000,000.00	175	5,000,000.00	.700	33
EC1600468	223597	3030	RONALD CAMPBELL	08/03/2015	75,000.00	.150	08/03/2017	75,000.00	731	75,000.00	.150	34
EC1600450	223598	3030	NATHON MONTGOMERY	08/03/2015	105,000.00	.150	08/03/2017	105,000.00	731	105,000.00	.150	34
LD1600062	223599	3050	GOAT HILL TRUCKING INC	08/03/2015	100,000.00	.150	08/03/2017	100,000.00	731	100,000.00	.150	34
RE1600031	223605	3040	DEAN AND PEGGY JOLLY	08/04/2015	180,000.00	.150	08/04/2017	180,000.00	731	180,000.00	.150	35
EC1600476	223655	3030	TIMOTHY MEYER	08/07/2015	100,000.00	.150	08/07/2017	100,000.00	731	100,000.00	.150	38
EC1600567	223665	3030	PAUL GIBSON	08/10/2015	114,355.00	.150	08/10/2017	114,355.00	731	114,355.00	.150	41
EC1600575	223666	3030	BEVERLY BROWN	08/10/2015	83,685.00	.150	08/10/2017	83,685.00	731	83,685.00	.150	41
EC1600583	223667	3030	AMY TACKET	08/10/2015	65,000.00	.150	08/10/2017	65,000.00	731	65,000.00	.150	41
EC1600591	223668	3030	JEFFERY LANDIS	08/10/2015	65,000.00	.150	08/10/2017	65,000.00	731	65,000.00	.150	41
EC1600484	223669	3030	JAMES HONAKER	08/10/2015	37,500.00	.150	08/10/2017	37,500.00	731	37,500.00	.150	41
EC1600609	223670	3030	ANTHONY RUTGER	08/10/2015	70,020.00	.150	08/10/2017	70,020.00	731	70,020.00	.150	41
EC1600617	223671	3030	TAMI MURRAY	08/10/2015	350,000.00	.150	08/10/2017	350,000.00	731	350,000.00	.150	41
EC1600492	223672	3030	RYAN YOUNG	08/10/2015	150,000.00	.150	08/10/2017	150,000.00	731	150,000.00	.150	41
EC1600625	223673	3030	CHAD LANDSETTLE	08/10/2015	350,000.00	.150	08/10/2017	350,000.00	731	350,000.00	.150	41
EC1600500	223674	3030	DANIEL TROUTNER	08/10/2015	310,373.00	.150	08/10/2017	310,373.00	731	310,373.00	.150	41
EC1600633	223675	3030	JOSEPH BENEK	08/10/2015	110,000.00	.150	08/10/2017	110,000.00	731	110,000.00	.150	41
EC1600518	223676	3030	TODD BLANKENSHIP	08/10/2015	50,000.00	.150	08/10/2017	50,000.00	731	50,000.00	.150	41
EC1600526	223677	3030	DAVID SMITH	08/10/2015	30,500.00	.150	08/10/2017	30,500.00	731	30,500.00	.150	41
EC1600534	223678	3030	KEVIN JONES	08/10/2015	103,735.00	.150	08/10/2017	103,735.00	731	103,735.00	.150	41
EC1600542	223679	3030	MATTHEW HATFIELD	08/10/2015	15,000.00	.150	08/10/2017	15,000.00	731	15,000.00	.150	41
EC1600559	223680	3030	EDWARD ZETZER	08/10/2015	45,000.00	.150	08/10/2017	45,000.00	731	45,000.00	.150	41
EC1600641	223682	3030	MATTHEW TAYLOR	08/10/2015	126,027.85	.150	08/10/2017	126,027.85	731	126,027.85	.150	41
LD1600070	223684	3050	UNLMIITED LOGISTICS & REC	08/10/2015	100,000.00	.150	08/10/2017	100,000.00	731	100,000.00	.150	41
912796LP2	231348	1000	B 08-10-17	05/11/2017	49,888,145.83	.000	08/10/2017	50,000,000.00	91	50,000,000.00	.887	41
912796LP2	231501	1000	B 08-10-17	05/23/2017	49,905,090.28	.000	08/10/2017	50,000,000.00	79	50,000,000.00	.867	41
912796LP2	231503	1000	B 08-10-17	05/23/2017	49,905,090.28	.000	08/10/2017	50,000,000.00	79	50,000,000.00	.867	41

Run Date: 7/6/2017 5:11:19 AM

Investments Outstanding As Of Date: 6/30/2017

INVENTORY BY MATURITY REPORT

CUSIP	Investment #	Fund	Issuer	Purchase Date	Current Book	Current Rate	Maturity Date	Maturity Amount	Total Days From Purc	Current Par	YTM	Days to Maturity
912796LP2	231551	1000	B 08-10-17	05/25/2017	49,906,423.61	.000	08/10/2017	50,000,000.00	77	50,000,000.00	.877	41
LD1600096	223696	3050	UPTOWN MARKET & CAFE	08/11/2015	70,000.00	.150	08/11/2017	70,000.00	731	70,000.00	.150	42
LD1600104	223697	3050	UNIQUE FABRICATIONS	08/11/2015	34,260.05	.150	08/11/2017	34,260.05	731	34,260.05	.150	42
LD1600088	223698	3050	EASTLAND CRANE SERVICE IN	08/11/2015	150,000.00	.150	08/11/2017	150,000.00	731	150,000.00	.150	42
EC1600724	223706	3030	BROCK EVE	08/12/2015	115,500.00	.150	08/11/2017	115,500.00	730	115,500.00	.150	42
EC1600732	223707	3030	ROBERT GLENN	08/12/2015	110,000.00	.150	08/11/2017	110,000.00	730	110,000.00	.150	42
EC1600740	223708	3030	JEROME RAMPELT	08/12/2015	350,000.00	.150	08/11/2017	350,000.00	730	350,000.00	.150	42
EC1600757	223709	3030	CLARENCE MILLER	08/12/2015	95,555.00	.150	08/11/2017	95,555.00	730	95,555.00	.150	42
EC1600765	223710	3030	LANA PHILLIPS	08/12/2015	175,007.00	.150	08/11/2017	175,007.00	730	175,007.00	.150	42
EC1600773	223711	3030	ADOLF OLIVAS	08/12/2015	52,385.00	.150	08/11/2017	52,385.00	730	52,385.00	.150	42
EC1600781	223712	3030	ROBERT CUMMINS	08/12/2015	218,085.00	.150	08/11/2017	218,085.00	730	218,085.00	.150	42
EC1600799	223713	3030	DONNA ANDRES	08/12/2015	350,000.00	.150	08/11/2017	350,000.00	730	350,000.00	.150	42
EC1600658	223715	3030	ROGER KRAVITZ	08/12/2015	34,295.00	.150	08/11/2017	34,295.00	730	34,295.00	.150	42
EC1600666	223716	3030	ROBERT BLACK III	08/12/2015	75,000.00	.150	08/11/2017	75,000.00	730	75,000.00	.150	42
EC1600674	223717	3030	JOHN MANN	08/12/2015	50,000.00	.150	08/11/2017	50,000.00	730	50,000.00	.150	42
EC1600682	223718	3030	EDWARD NORWOOD	08/12/2015	50,000.00	.150	08/11/2017	50,000.00	730	50,000.00	.150	42
EC1600690	223719	3030	RYAN AVERY	08/12/2015	125,000.00	.150	08/11/2017	125,000.00	730	125,000.00	.150	42
EC1600708	223720	3030	JOHN SWIDRAK	08/12/2015	42,740.00	.150	08/11/2017	42,740.00	730	42,740.00	.150	42
EC1600716	223721	3030	LAURA MURPHY	08/12/2015	50,000.00	.150	08/11/2017	50,000.00	730	50,000.00	.150	42
713448CB2	223201	1030	PEPSICO INC	07/06/2015	9,627,648.00	1.250	08/13/2017	9,600,000.00	769	9,600,000.00	1.111	44
3133EE7C8	224232	1010	FFCB DEBENTURE	09/24/2015	8,516,766.44	.750	08/14/2017	8,516,000.00	690	8,516,000.00	.745	45
LD17B0555	231424	3000	BID OHIO	05/17/2017	2,000,000.00	.950	08/16/2017	2,000,000.00	91	2,000,000.00	.950	47
912796KF5	229316	1000	B 0 08-17-17	01/25/2017	49,828,583.33	.000	08/17/2017	50,000,000.00	204	50,000,000.00	.607	48
912796KF5	229447	1000	B 0 08-17-17	02/01/2017	49,827,625.00	.000	08/17/2017	50,000,000.00	197	50,000,000.00	.632	48
912796KF5	231509	1000	B 08-17-17	05/24/2017	49,896,701.39	.000	08/17/2017	50,000,000.00	85	50,000,000.00	.877	48
912796KF5	231512	1000	B 08-17-17	05/24/2017	49,896,701.39	.000	08/17/2017	50,000,000.00	85	50,000,000.00	.877	48
912796KF5	231633	1000	B 08-17-17	06/05/2017	49,906,722.22	.000	08/17/2017	50,000,000.00	73	50,000,000.00	.922	48
912796KF5	231634	1000	B 08-17-17	06/05/2017	49,906,722.22	.000	08/17/2017	50,000,000.00	73	50,000,000.00	.922	48
EC1600807	223841	3030	JEFF MAURER	08/24/2015	111,000.00	.150	08/24/2017	111,000.00	731	111,000.00	.150	55
313385KV7	230946	1000	FHLBDN 0 08-24-17	04/25/2017	49,855,472.22	.000	08/24/2017	50,000,000.00	121	50,000,000.00	.862	55
912796LQ0	231529	1000	B 0 08-24-17	05/25/2017	49,885,618.06	.000	08/24/2017	50,000,000.00	91	50,000,000.00	.907	55
912796LQ0	231530	1000	B 0 08-24-17	05/25/2017	49,885,618.06	.000	08/24/2017	50,000,000.00	91	50,000,000.00	.907	55
912796LQ0	231550	1000	B 08-24-17	05/25/2017	49,886,250.00	.000	08/24/2017	50,000,000.00	91	50,000,000.00	.902	55

Run Date: 7/6/2017 5:11:19 AM

Investments Outstanding As Of Date: 6/30/2017

INVENTORY BY MATURITY REPORT

CUSIP	Investment #	Fund	Issuer	Purchase Date	Current Book	Current Rate	Maturity Date	Maturity Amount	Total Days From Purc	Current Par	YTM	Days to Maturity
EC1600815	223870	3030	MARY LEE	08/27/2015	28,905.00	.150	08/25/2017	28,905.00	729	28,905.00	.150	56
3133EFBD8	223954	1010	FFCB DEBENTURE	09/09/2015	9,994,200.00	.770	08/28/2017	10,000,000.00	719	10,000,000.00	.800	59
313385KZ8	231187	1000	FHDN 0 08-28-17	05/01/2017	49,856,208.33	.000	08/28/2017	50,000,000.00	119	50,000,000.00	.873	59
912828TM2	227331	1020	US TREASURY NOTE .625 8-31	07/13/2016	20,009,375.00	.625	08/31/2017	20,000,000.00	414	20,000,000.00	.583	62
912828TM2	228927	1000	T 0 5-8 08-31-17	12/19/2016	49,966,796.88	.625	08/31/2017	50,000,000.00	255	50,000,000.00	.721	62
912828TM2	229053	1000	T 0 5-8 08-31-17	01/04/2017	49,965,856.50	.625	08/31/2017	50,000,000.00	239	50,000,000.00	.730	62
912828TM2	229878	1000	T 0 5-8 08-31-17	03/08/2017	49,941,406.25	.625	08/31/2017	50,000,000.00	176	50,000,000.00	.871	62
912796LR8	231231	1000	B 08-31-17	05/03/2017	49,861,250.00	.000	08/31/2017	50,000,000.00	120	50,000,000.00	.835	62
912796LR8	231232	1000	B 08-31-17	05/03/2017	49,861,250.00	.000	08/31/2017	50,000,000.00	120	50,000,000.00	.835	62
912828TM2	231347	1000	T 0 5-8 08-31-17	05/10/2017	49,955,078.13	.625	08/31/2017	50,000,000.00	113	50,000,000.00	.917	62
EC1600823	223914	3030	MARY PACE	09/02/2015	75,000.00	.150	09/01/2017	75,000.00	730	75,000.00	.150	63
EC1600831	223915	3030	TIMOTHY CARDER	09/02/2015	15,558.00	.150	09/01/2017	15,558.00	730	15,558.00	.150	63
EC1600849	223916	3030	JAQUELINE PARKS	09/02/2015	50,000.00	.150	09/01/2017	50,000.00	730	50,000.00	.150	63
EC1600856	223917	3030	JEFFERSON WALTERS	09/02/2015	193,613.00	.150	09/01/2017	193,613.00	730	193,613.00	.150	63
LD1600120	223940	3050	MIKE BAUMANN PLUMBING IN	09/04/2015	50,196.94	.150	09/04/2017	50,196.94	731	50,196.94	.150	66
LD17B0423	229868	3000	BID OHIO	03/08/2017	1,000,000.00	.900	09/06/2017	1,000,000.00	182	1,000,000.00	.900	68
LD17B0431	229869	3000	BID OHIO	03/08/2017	1,000,000.00	.900	09/06/2017	1,000,000.00	182	1,000,000.00	.900	68
LD17B0449	229879	3000	BID OHIO	03/08/2017	3,000,000.00	.900	09/06/2017	3,000,000.00	182	3,000,000.00	.900	68
912796LT4	229877	1000	B 09-07-17	03/09/2017	49,787,666.67	.000	09/07/2017	50,000,000.00	182	50,000,000.00	.844	69
RE1600049	223978	3040	SEMPLE SERVICE CENTER LLC	09/10/2015	69,263.83	.150	09/08/2017	69,263.83	729	69,263.83	.150	70
313380EC7	224446	1010	FHLB DEBENTURE	10/16/2015	10,020,350.00	.750	09/08/2017	10,000,000.00	693	10,000,000.00	.642	70
94974BGB0	227220	1030	WELLS FARGO & CO 1.400 9-0	07/08/2016	2,561,500.50	1.400	09/08/2017	2,550,000.00	427	2,550,000.00	1.010	70
3133EGE50	228929	1000	FFCB 0.65 09-08-17	12/20/2016	9,987,000.00	.650	09/08/2017	10,000,000.00	262	10,000,000.00	.832	70
313385LL8	229311	1000	FHDN 0 09-08-17	01/25/2017	49,799,111.11	.000	09/08/2017	50,000,000.00	226	50,000,000.00	.643	70
313385LL8	229312	1000	FHDN 9-8-17	01/25/2017	49,799,111.11	.000	09/08/2017	50,000,000.00	226	50,000,000.00	.643	70
313385LL8	229313	1000	FHDN 0 09-08-17	01/25/2017	49,799,111.11	.000	09/08/2017	50,000,000.00	226	50,000,000.00	.643	70
313385LL8	231837	1000	FHLBDN 0 09-08-17	06/23/2017	49,889,847.22	.000	09/08/2017	50,000,000.00	77	50,000,000.00	1.032	70
313385LL8	231839	1000	FHLBDN 0 09-08-17	06/23/2017	49,889,847.22	.000	09/08/2017	50,000,000.00	77	50,000,000.00	1.032	70
912796KL2	229314	1000	B 09-14-17	01/25/2017	49,806,666.67	.000	09/14/2017	50,000,000.00	232	50,000,000.00	.602	76
912796KL2	229315	1000	B 09-14-17	01/25/2017	49,806,666.66	.000	09/14/2017	50,000,000.00	232	50,000,000.00	.602	76
912796KL2	231507	1000	B 09-14-17	05/24/2017	49,857,180.56	.000	09/14/2017	50,000,000.00	113	50,000,000.00	.913	76
912796KL2	231508	1000	B 09-14-17	05/24/2017	49,857,180.55	.000	09/14/2017	50,000,000.00	113	50,000,000.00	.913	76
36962G3H5	217782	1030	GENERAL ELECTRIC CAPITAL	05/08/2014	11,353,400.00	5.625	09/15/2017	10,000,000.00	1226	10,000,000.00	1.472	77

Run Date: 7/6/2017 5:11:19 AM

Investments Outstanding As Of Date: 6/30/2017

INVENTORY BY MATURITY REPORT

CUSIP	Investment #	Fund	Issuer	Purchase Date	Current Book	Current Rate	Maturity Date	Maturity Amount	Total Days From Purc	Current Par	YTM	Days to Maturity
EC1600922	224053	3030	JOHN KATKO	09/17/2015	350,000.00	.150	09/15/2017	350,000.00	729	350,000.00	.150	77
EC1600930	224054	3030	JENNIFER BENDER	09/17/2015	60,000.00	.150	09/15/2017	60,000.00	729	60,000.00	.150	77
EC1600948	224055	3030	DOUGLAS ZERMAN	09/17/2015	350,000.00	.150	09/15/2017	350,000.00	729	350,000.00	.150	77
EC1600955	224056	3030	DEBORAH ROCHE	09/17/2015	350,000.00	.150	09/15/2017	350,000.00	729	350,000.00	.150	77
EC1600864	224057	3030	NICHLAS HALCOMB	09/17/2015	125,000.00	.150	09/15/2017	125,000.00	729	125,000.00	.150	77
EC1600963	224058	3030	BEN WILLIAMS	09/17/2015	216,855.00	.150	09/15/2017	216,855.00	729	216,855.00	.150	77
EC1600971	224059	3030	KURT HANSEN	09/17/2015	47,435.00	.150	09/15/2017	47,435.00	729	47,435.00	.150	77
EC1600989	224060	3030	CHARLES FAILOR	09/17/2015	122,000.00	.150	09/15/2017	122,000.00	729	122,000.00	.150	77
EC1600997	224062	3030	DAVID ADAMS	09/17/2015	25,000.00	.150	09/15/2017	25,000.00	729	25,000.00	.150	77
EC1601003	224063	3030	SCOTT AND DOROTHY LOUIV	09/17/2015	80,000.00	.150	09/15/2017	80,000.00	729	80,000.00	.150	77
EC1600872	224065	3030	JEFFREY SMITH	09/17/2015	50,000.00	.150	09/15/2017	50,000.00	729	50,000.00	.150	77
EC1600880	224066	3030	Narender Gatinei	09/17/2015	350,000.00	.150	09/15/2017	350,000.00	729	350,000.00	.150	77
EC1600898	224067	3030	Kim Perren	09/17/2015	40,000.00	.150	09/15/2017	40,000.00	729	40,000.00	.150	77
EC1600906	224068	3030	David Chittock	09/17/2015	125,000.00	.150	09/15/2017	125,000.00	729	125,000.00	.150	77
EC1600914	224069	3030	Shaun Bigler	09/17/2015	120,000.00	.150	09/15/2017	120,000.00	729	120,000.00	.150	77
LD1600138	224070	3050	HUMMEL FUNERAL HOME INC	09/17/2015	205,000.00	.150	09/15/2017	205,000.00	729	205,000.00	.150	77
LD1600146	224071	3050	RAM PRIDE LLC	09/17/2015	50,000.00	.150	09/15/2017	50,000.00	729	50,000.00	.150	77
313385LT1	229609	1000	FHDN 0 09-15-17	02/16/2017	49,800,722.22	.000	09/15/2017	50,000,000.00	211	50,000,000.00	.683	77
24422EQZ5	216846	1030	JOHN DEERE CAPITAL CORP	03/13/2014	15,404,914.50	2.800	09/18/2017	14,650,000.00	1285	14,650,000.00	1.295	80
EC1601011	224105	3030	CARL HEILMAN	09/18/2015	67,475.00	.150	09/18/2017	67,475.00	731	67,475.00	.150	80
EC1601029	224106	3030	NATHAN COFFEY	09/18/2015	25,000.00	.150	09/18/2017	25,000.00	731	25,000.00	.150	80
EC1601037	224107	3030	MARK TYLER	09/18/2015	32,500.00	.150	09/18/2017	32,500.00	731	32,500.00	.150	80
EC1601045	224108	3030	STEPHEN MANDEVILLE	09/18/2015	45,000.00	.150	09/18/2017	45,000.00	731	45,000.00	.150	80
EC1601052	224109	3030	MICHAEL COOK	09/18/2015	185,000.00	.150	09/18/2017	185,000.00	731	185,000.00	.150	80
EC1601060	224110	3030	JOSEPH MOLNAR	09/18/2015	196,000.00	.150	09/18/2017	196,000.00	731	196,000.00	.150	80
EC1601078	224111	3030	JAMIE DEIST	09/18/2015	205,000.00	.150	09/18/2017	205,000.00	731	205,000.00	.150	80
EC1601086	224112	3030	ANGELA WEBB	09/18/2015	25,500.00	.150	09/18/2017	25,500.00	731	25,500.00	.150	80
EC1601094	224113	3030	GARY SHADE	09/18/2015	120,000.00	.150	09/18/2017	120,000.00	731	120,000.00	.150	80
EC1601102	224114	3030	TERRENCE EBERHARDT	09/18/2015	78,000.00	.150	09/18/2017	78,000.00	731	78,000.00	.150	80
EC1601110	224115	3030	STEPHANIE FLOYD	09/18/2015	50,000.00	.150	09/18/2017	50,000.00	731	50,000.00	.150	80
EC1601128	224116	3030	WALTER HALES	09/18/2015	350,000.00	.150	09/18/2017	350,000.00	731	350,000.00	.150	80
EC1601136	224117	3030	LYNN JAGODZINSKI	09/18/2015	43,670.00	.150	09/18/2017	43,670.00	731	43,670.00	.150	80
EC1601144	224118	3030	TODD ACHESON	09/18/2015	175,000.00	.150	09/18/2017	175,000.00	731	175,000.00	.150	80

Run Date: 7/6/2017 5:11:19 AM

Investments Outstanding As Of Date: 6/30/2017

INVENTORY BY MATURITY REPORT

CUSIP	Investment #	Fund	Issuer	Purchase Date	Current Book	Current Rate	Maturity Date	Maturity Amount	Total Days From Purc	Current Par	YTM	Days to Maturity
3133ECA95	225863	1000	FFCB DEBENTURE	03/28/2016	4,992,000.00	.790	09/18/2017	5,000,000.00	539	5,000,000.00	.900	80
LD17B0605	231802	3000	BID OHIO	06/21/2017	2,500,000.00	1.050	09/20/2017	2,500,000.00	91	2,500,000.00	1.050	82
LD17B0613	231803	3000	BID OHIO	06/21/2017	3,000,000.00	1.050	09/20/2017	3,000,000.00	91	3,000,000.00	1.050	82
EC1601219	224138	3030	MARK WASHINGTON	09/21/2015	138,825.00	.150	09/21/2017	138,825.00	731	138,825.00	.150	83
EC1601227	224139	3030	DANIELLE MILLER PERRAULT	09/21/2015	100,380.00	.150	09/21/2017	100,380.00	731	100,380.00	.150	83
EC1601235	224140	3030	ELBERT CRARY	09/21/2015	238,000.00	.150	09/21/2017	238,000.00	731	238,000.00	.150	83
EC1601243	224141	3030	JAMES LEITZ	09/21/2015	70,000.00	.150	09/21/2017	70,000.00	731	70,000.00	.150	83
EC1601250	224142	3030	MAX TAYLOR	09/21/2015	102,515.00	.150	09/21/2017	102,515.00	731	102,515.00	.150	83
EC1601268	224143	3030	SCOTT GOTTSCHLING	09/21/2015	68,970.00	.150	09/21/2017	68,970.00	731	68,970.00	.150	83
EC1601151	224144	3030	MARISTELLA VILLEDA	09/21/2015	50,000.00	.150	09/21/2017	50,000.00	731	50,000.00	.150	83
EC1601169	224145	3030	CAROL HEUCKROTH	09/21/2015	60,000.00	.150	09/21/2017	60,000.00	731	60,000.00	.150	83
EC1601177	224146	3030	HARRY ANDREWS	09/21/2015	65,000.00	.150	09/21/2017	65,000.00	731	65,000.00	.150	83
EC1601185	224147	3030	STEVANI & ANDREW KUSANK	09/21/2015	121,995.00	.150	09/21/2017	121,995.00	731	121,995.00	.150	83
EC1601193	224148	3030	LEAH HERMAN	09/21/2015	85,050.00	.150	09/21/2017	85,050.00	731	85,050.00	.150	83
EC1601201	224149	3030	LEAH HERMAN	09/21/2015	55,000.00	.150	09/21/2017	55,000.00	731	55,000.00	.150	83
LD1600153	224151	3050	THE BLANCHARD WOODSHOP	09/21/2015	265,000.00	.150	09/21/2017	265,000.00	731	265,000.00	.150	83
LD1600161	224152	3050	IMC MARKS LLC	09/21/2015	85,000.00	.150	09/21/2017	85,000.00	731	85,000.00	.150	83
313385LZ7	229607	1000	FHDN 0 09-21-17	02/16/2017	49,795,055.56	.000	09/21/2017	50,000,000.00	217	50,000,000.00	.683	83
313385LZ7	229608	1000	FHDN 0 9-21-17	02/16/2017	41,974,244.13	.000	09/21/2017	42,147,000.00	217	42,147,000.00	.683	83
912796LU1	231773	1000	B 09-21-17	06/21/2017	49,872,222.22	.000	09/21/2017	50,000,000.00	92	50,000,000.00	1.003	83
912796LU1	231775	1000	B 09-21-17	06/21/2017	49,872,222.22	.000	09/21/2017	50,000,000.00	92	50,000,000.00	1.003	83
EC1601276	224215	3030	KATHRYN TONEY	09/23/2015	28,730.00	.150	09/22/2017	28,730.00	730	28,730.00	.150	84
EC1601284	224217	3030	KRAIG THORNHILL	09/23/2015	58,500.00	.150	09/22/2017	58,500.00	730	58,500.00	.150	84
EC1601326	224218	3030	MITCHELL BRINLEY	09/23/2015	100,000.00	.150	09/22/2017	100,000.00	730	100,000.00	.150	84
EC1601292	224219	3030	VEE DOVER	09/23/2015	75,000.00	.150	09/22/2017	75,000.00	730	75,000.00	.150	84
EC1601334	224220	3030	FLOYD SCHWAN	09/23/2015	15,500.00	.150	09/22/2017	15,500.00	730	15,500.00	.150	84
EC1601342	224221	3030	WILLIAM HILTY	09/23/2015	210,000.00	.150	09/22/2017	210,000.00	730	210,000.00	.150	84
EC1601300	224222	3030	WAYNE/PATRICIA CREAMER	09/23/2015	75,000.00	.150	09/22/2017	75,000.00	730	75,000.00	.150	84
EC1601359	224223	3030	DELMAS CONLEY	09/23/2015	35,300.00	.150	09/22/2017	35,300.00	730	35,300.00	.150	84
EC1601367	224224	3030	SAMUEL & BARBARA MILLER	09/23/2015	45,000.00	.150	09/22/2017	45,000.00	730	45,000.00	.150	84
EC1601318	224225	3030	EMILY MOGEN	09/23/2015	38,000.00	.150	09/22/2017	38,000.00	730	38,000.00	.150	84
EC1601375	224226	3030	RANDAL DIXON	09/23/2015	189,000.00	.150	09/22/2017	189,000.00	730	189,000.00	.150	84
EC1601383	224227	3030	PATRICIA DWIGHT	09/23/2015	240,968.00	.150	09/22/2017	240,968.00	730	240,968.00	.150	84

Run Date: 7/6/2017 5:11:19 AM

Investments Outstanding As Of Date: 6/30/2017

INVENTORY BY MATURITY REPORT

CUSIP	Investment #	Fund	Issuer	Purchase Date	Current Book	Current Rate	Maturity Date	Maturity Amount	Total Days From Purc	Current Par	YTM	Days to Maturity
3134G3M31	223884	1010	FHLMC DEBENTURE	08/31/2015	15,056,550.00	1.000	09/27/2017	15,000,000.00	758	15,000,000.00	.816	89
EC1601391	224260	3030	TERRY ELDRIDGE	09/28/2015	91,000.00	.150	09/28/2017	91,000.00	731	91,000.00	.150	90
912796LV9	231882	1000	WIB 09-28-17	06/29/2017	49,873,611.11	.000	09/28/2017	50,000,000.00	91	50,000,000.00	1.003	90
912796LV9	231883	1000	WIB 09-28-17	06/29/2017	49,873,611.11	.000	09/28/2017	50,000,000.00	91	50,000,000.00	1.003	90
912796LV9	231906	1000	B 09-28-17	06/29/2017	49,874,875.00	.000	09/28/2017	50,000,000.00	91	50,000,000.00	.992	90
912796LV9	231907	1000	B 09-28-17	06/29/2017	49,874,875.00	.000	09/28/2017	50,000,000.00	91	50,000,000.00	.992	90
LD1600179	224269	3050	JHF LTD	09/29/2015	124,701.12	.150	09/29/2017	124,701.12	731	124,701.12	.150	91
RE1600056	224270	3040	N.A.T TRANSPORTATION INC	09/29/2015	351,807.78	.150	09/29/2017	351,807.78	731	351,807.78	.150	91
LD1600187	224294	3050	FLEMING & WISE ORTHODON	10/01/2015	400,000.00	.150	09/29/2017	400,000.00	729	400,000.00	.150	91
313385MH6	231878	1000	FHLBDN 0 09-29-17	06/27/2017	49,866,180.56	.000	09/29/2017	50,000,000.00	94	50,000,000.00	1.028	91
313385MH6	231879	1000	FHLBDN 0 09-29-17	06/27/2017	49,866,180.55	.000	09/29/2017	50,000,000.00	94	50,000,000.00	1.028	91
912828TS9	214184	1020	US TREASURY NOTE	04/26/2013	25,031,250.00	.625	09/30/2017	25,000,000.00	1618	25,000,000.00	.596	92
3136G0L33	211626	1010	FNMA DEBENTURE	10/03/2012	5,000,000.00	.900	10/03/2017	5,000,000.00	1826	5,000,000.00	.900	95
LD17B0464	230261	3000	BID OHIO	04/05/2017	2,000,000.00	.950	10/04/2017	2,000,000.00	182	2,000,000.00	.950	96
LD17B0480	230262	3000	BID OHIO	04/05/2017	3,000,000.00	.950	10/04/2017	3,000,000.00	182	3,000,000.00	.950	96
LD17B0472	230274	3000	BID OHIO	04/05/2017	5,000,000.00	.950	10/04/2017	5,000,000.00	182	5,000,000.00	.950	96
EC1601409	224311	3030	NICHOLAS TETI	10/05/2015	125,005.00	.150	10/05/2017	125,005.00	731	125,005.00	.150	97
89233P6S0	224313	1030	TOYOTA MOTOR CREDIT COR	10/08/2015	5,016,950.00	1.250	10/05/2017	5,000,000.00	728	5,000,000.00	1.077	97
89233P6S0	224646	1030	TOYOTA MOTOR CREDIT COR	11/06/2015	5,235,090.56	1.250	10/05/2017	5,216,000.00	699	5,216,000.00	1.056	97
EC1601417	224370	3030	Michael Seifert	10/08/2015	155,000.00	.150	10/06/2017	155,000.00	729	155,000.00	.150	98
EC1601425	224388	3030	ROBYN SWEET	10/09/2015	350,000.00	.150	10/09/2017	350,000.00	731	350,000.00	.150	101
24422ERW1	216710	1030	JOHN DEERE CAPITAL CORP	02/24/2014	1,514,543.26	1.200	10/10/2017	1,513,000.00	1324	1,513,000.00	1.171	102
24422ERW1	216838	1030	JOHN DEERE CAPITAL CORP	03/11/2014	3,008,820.00	1.200	10/10/2017	3,000,000.00	1309	3,000,000.00	1.116	102
912796KR9	231925	1000	B 10-12-17	06/29/2017	49,854,166.66	.000	10/12/2017	50,000,000.00	105	50,000,000.00	1.003	104
912796KR9	231926	1000	B 10-12-17	06/29/2017	49,854,166.67	.000	10/12/2017	50,000,000.00	105	50,000,000.00	1.003	104
3133EFHY6	224346	1010	FFCB DEBENTURE	10/13/2015	14,997,000.00	.650	10/13/2017	15,000,000.00	731	15,000,000.00	.660	105
EC1601433	224400	3030	BRIAN MASCHINO	10/13/2015	247,780.00	.150	10/13/2017	247,780.00	731	247,780.00	.150	105
EC1601441	224401	3030	JASON BLIZZARD	10/13/2015	60,000.00	.150	10/13/2017	60,000.00	731	60,000.00	.150	105
EC1601490	224402	3030	SCOTT DEL TORTO	10/13/2015	71,600.00	.150	10/13/2017	71,600.00	731	71,600.00	.150	105
EC1601458	224403	3030	ANNETTE DAMPIERFANNIN	10/13/2015	100,000.00	.150	10/13/2017	100,000.00	731	100,000.00	.150	105
EC1601508	224404	3030	JOAN SCHULTHEIS	10/13/2015	125,000.00	.150	10/13/2017	125,000.00	731	125,000.00	.150	105
EC1601466	224405	3030	DOUGLAS CALEM	10/13/2015	287,000.00	.150	10/13/2017	287,000.00	731	287,000.00	.150	105
EC1601474	224406	3030	PHILLIP CHARVILLE	10/13/2015	25,950.00	.150	10/13/2017	25,950.00	731	25,950.00	.150	105

Run Date: 7/6/2017 5:11:19 AM

Investments Outstanding As Of Date: 6/30/2017

INVENTORY BY MATURITY REPORT

CUSIP	Investment #	Fund	Issuer	Purchase Date	Current Book	Current Rate	Maturity Date	Maturity Amount	Total Days From Purc	Current Par	YTM	Days to Maturity
EC1601482	224407	3030	ROBERT HILL	10/13/2015	287,000.00	.150	10/13/2017	287,000.00	731	287,000.00	.150	105
EC1601516	224408	3030	SCOTT RANNEY	10/13/2015	300,930.00	.150	10/13/2017	300,930.00	731	300,930.00	.150	105
EC1601524	224409	3030	JOHNATHAN GRENIER	10/13/2015	202,500.00	.150	10/13/2017	202,500.00	731	202,500.00	.150	105
EC1601532	224421	3030	JONATHAN GRAHAM	10/14/2015	73,860.00	.150	10/13/2017	73,860.00	730	73,860.00	.150	105
EC1601540	224422	3030	CHAD JASIUNAS	10/14/2015	125,000.00	.150	10/13/2017	125,000.00	730	125,000.00	.150	105
EC1601557	224423	3030	JONATHAN SHOVER	10/14/2015	50,000.00	.150	10/13/2017	50,000.00	730	50,000.00	.150	105
EC1601565	224424	3030	TIMOTHY SCHURIG	10/14/2015	155,000.00	.150	10/13/2017	155,000.00	730	155,000.00	.150	105
EC1601573	224427	3030	MICHAEL BAILEY	10/14/2015	66,500.00	.150	10/13/2017	66,500.00	730	66,500.00	.150	105
EC1601581	224428	3030	FATHHALLAH HAYEK	10/14/2015	109,000.00	.150	10/13/2017	109,000.00	730	109,000.00	.150	105
EC1601599	224430	3030	TERRY HIGGS	10/14/2015	77,500.00	.150	10/13/2017	77,500.00	730	77,500.00	.150	105
EC1601607	224431	3030	KATHERINE BLOOMFIELD	10/14/2015	50,000.00	.150	10/13/2017	50,000.00	730	50,000.00	.150	105
EC1601615	224432	3030	WILLIAM LECLAIR	10/14/2015	200,000.00	.150	10/13/2017	200,000.00	730	200,000.00	.150	105
EC1601623	224433	3030	PAULA RICE	10/14/2015	182,000.00	.150	10/13/2017	182,000.00	730	182,000.00	.150	105
EC1601631	224434	3030	ZACK HOWARD	10/14/2015	150,000.00	.150	10/13/2017	150,000.00	730	150,000.00	.150	105
RE1600072	224437	3040	WOODLAND ACRES GARDEN C	10/14/2015	35,265.56	.150	10/13/2017	35,265.56	730	35,265.56	.150	105
912828F54	227270	1020	US TREASURY NOTE .875 10-1	07/11/2016	20,074,218.75	.875	10/15/2017	20,000,000.00	461	20,000,000.00	.579	107
912796LY3	231853	1000	B 10-19-17	06/26/2017	49,841,875.00	.000	10/19/2017	50,000,000.00	115	50,000,000.00	.993	111
912796LY3	231854	1000	B 10-19-17	06/26/2017	49,841,875.00	.000	10/19/2017	50,000,000.00	115	50,000,000.00	.993	111
3133EFKM8	224583	1010	FFCB DEBENTURE	10/28/2015	14,993,550.00	.710	10/20/2017	15,000,000.00	723	15,000,000.00	.732	112
3130A6LZ8	224378	1010	FHLB DEBENTURE	10/09/2015	14,974,950.00	.625	10/26/2017	15,000,000.00	748	15,000,000.00	.707	118
3134G7V24	224345	1010	FHLMC DEBENTURE	10/27/2015	15,000,000.00	.750	10/27/2017	15,000,000.00	731	15,000,000.00	.750	119
3134G7V99	226895	1000	FHLMC DEBENTURE .830 10-2	05/24/2016	14,989,500.00	.830	10/27/2017	15,000,000.00	521	15,000,000.00	.879	119
313385NM4	231941	1000	FHDN 0 10-27-17	06/30/2017	49,823,152.78	.000	10/27/2017	50,000,000.00	119	50,000,000.00	1.074	119
313385NM4	231942	1000	FHDN 0 10-27-17	06/30/2017	49,823,152.78	.000	10/27/2017	50,000,000.00	119	50,000,000.00	1.074	119
912828TW0	231943	1000	T 0 3-4 10-31-17	06/30/2017	49,948,156.50	.750	10/31/2017	50,000,000.00	123	50,000,000.00	1.060	123
912828TW0	231944	1000	T 0 3-4 10-31-17	06/30/2017	49,948,156.50	.750	10/31/2017	50,000,000.00	123	50,000,000.00	1.060	123
LD1600203	224626	3050	H&H MACHINE SHOP OF RAVE	11/02/2015	400,000.00	.150	11/02/2017	400,000.00	731	400,000.00	.150	125
EC1601649	224647	3030	DANIEL SEVERT	11/03/2015	228,123.00	.150	11/03/2017	228,123.00	731	228,123.00	.150	126
LD1600211	224692	3050	AMISH LEGACIES INC.	11/06/2015	60,345.91	.150	11/06/2017	60,345.91	731	60,345.91	.150	129
EC1601656	224694	3030	LEIGH OWEN	11/06/2015	32,500.00	.150	11/06/2017	32,500.00	731	32,500.00	.150	129
LD17B0514	231233	3000	BID OHIO	05/03/2017	3,000,000.00	1.050	11/08/2017	3,000,000.00	189	3,000,000.00	1.050	131
LD17B0522	231234	3000	BID OHIO	05/03/2017	1,000,000.00	1.050	11/08/2017	1,000,000.00	189	1,000,000.00	1.050	131
LD17B0530	231235	3000	BID OHIO	05/03/2017	2,000,000.00	1.050	11/08/2017	2,000,000.00	189	2,000,000.00	1.050	131

Run Date: 7/6/2017 5:11:19 AM

Investments Outstanding As Of Date: 6/30/2017

INVENTORY BY MATURITY REPORT

CUSIP	Investment #	Fund	Issuer	Purchase Date	Current Book	Current Rate	Maturity Date	Maturity Amount	Total Days From Purc	Current Par	YTM	Days to Maturity
LD17B0548	231236	3000	BID OHIO	05/03/2017	5,000,000.00	1.050	11/08/2017	5,000,000.00	189	5,000,000.00	1.050	131
EC1601664	224711	3030	FRANKLIN HAILEY	11/10/2015	350,000.00	.150	11/10/2017	350,000.00	731	350,000.00	.150	133
166764AL4	224237	1030	CHEVRON CORP	09/28/2015	2,035,562.20	1.345	11/15/2017	2,030,000.00	779	2,030,000.00	1.207	138
166764AL4	227712	1030	CHEVRON CORP 1.345 11-15-	08/16/2016	10,050,500.00	1.345	11/15/2017	10,000,000.00	456	10,000,000.00	.936	138
EC1601672	224774	3030	DALE MCCARTY	11/19/2015	75,000.00	.150	11/17/2017	75,000.00	729	75,000.00	.150	140
EC1601680	224775	3030	JOEL RITZENTHALER	11/19/2015	69,175.00	.150	11/17/2017	69,175.00	729	69,175.00	.150	140
EC1601698	224776	3030	HEATHER BRODESS	11/19/2015	149,670.00	.150	11/17/2017	149,670.00	729	149,670.00	.150	140
EC1601706	224777	3030	JON SCHULTZ	11/19/2015	28,590.00	.150	11/17/2017	28,590.00	729	28,590.00	.150	140
EC1601714	224778	3030	TERRY ROE	11/19/2015	29,605.00	.150	11/17/2017	29,605.00	729	29,605.00	.150	140
EC1601722	224779	3030	EDWARD BROWN JR	11/19/2015	80,000.00	.150	11/17/2017	80,000.00	729	80,000.00	.150	140
EC1601730	224780	3030	JACOB REAMSNYDER	11/19/2015	231,560.00	.150	11/17/2017	231,560.00	729	231,560.00	.150	140
EC1601748	224781	3030	CRAIG VASIL	11/19/2015	105,000.00	.150	11/17/2017	105,000.00	729	105,000.00	.150	140
EC1601755	224782	3030	DAVID MCCARTY	11/19/2015	175,007.00	.150	11/17/2017	175,007.00	729	175,007.00	.150	140
EC1601763	224783	3030	PAUL DELLISANTI	11/19/2015	100,000.00	.150	11/17/2017	100,000.00	729	100,000.00	.150	140
EC1601771	224784	3030	BURKE BYER	11/19/2015	250,000.00	.150	11/17/2017	250,000.00	729	250,000.00	.150	140
36962G6K5	216596	1030	GENERAL ELECTRIC CAPITAL	02/04/2014	2,863,793.40	1.600	11/20/2017	2,855,000.00	1385	2,855,000.00	1.516	143
LD1600229	224814	3050	TOMATKI INC DBA KISHMANS	11/23/2015	345,379.28	.150	11/23/2017	345,379.28	731	345,379.28	.150	146
LD1600237	224830	3050	MITCHELL INVESTMENT GROU	11/24/2015	400,000.00	.150	11/24/2017	400,000.00	731	400,000.00	.150	147
3134G44N5	214359	1010	FHLMC DEBENTURE	05/28/2013	10,000,000.00	.750	11/28/2017	10,000,000.00	1645	10,000,000.00	.750	151
912828UA6	214277	1020	US TREASURY NOTE	05/01/2013	50,093,750.00	.625	11/30/2017	50,000,000.00	1674	50,000,000.00	.583	153
912828UA6	229154	1000	T 0 5-8 11-30-17	01/10/2017	49,925,781.25	.625	11/30/2017	50,000,000.00	324	50,000,000.00	.793	153
912828UA6	229514	1000	T 0 5-8 11-30-17	02/09/2017	24,972,656.25	.625	11/30/2017	25,000,000.00	294	25,000,000.00	.761	153
912828UA6	229600	1000	T 0 5-8 11-30-17	02/16/2017	49,927,734.38	.625	11/30/2017	50,000,000.00	287	50,000,000.00	.810	153
369604BC6	217738	1030	GENERAL ELECTRIC COMPANY	05/06/2014	5,666,300.00	5.250	12/06/2017	5,000,000.00	1310	5,000,000.00	1.422	159
LD17B0563	231659	3000	BID OHIO	06/07/2017	2,000,000.00	1.100	12/06/2017	2,000,000.00	182	2,000,000.00	1.100	159
LD17B0571	231660	3000	BID OHIO	06/07/2017	3,000,000.00	1.100	12/06/2017	3,000,000.00	182	3,000,000.00	1.100	159
LD17B0589	231661	3000	BID OHIO	06/07/2017	2,000,000.00	1.100	12/06/2017	2,000,000.00	182	2,000,000.00	1.100	159
LD17B0597	231662	3000	BID OHIO	06/07/2017	5,000,000.00	1.100	12/06/2017	5,000,000.00	182	5,000,000.00	1.100	159
313372C36	224458	1010	FHLB DEBENTURE	10/19/2015	13,550,839.70	3.125	12/08/2017	12,895,000.00	781	12,895,000.00	.721	161
949746NX5	223232	1030	WELLS FARGO & CO	07/08/2015	5,503,300.00	5.625	12/11/2017	5,000,000.00	887	5,000,000.00	1.389	164
RE1600080	224944	3040	SAS AUTOMATION LLC	12/14/2015	178,053.34	.150	12/14/2017	178,053.34	731	178,053.34	.150	167
EC1601854	224953	3030	ALLAN HURTT	12/16/2015	150,000.00	.150	12/15/2017	150,000.00	730	150,000.00	.150	168
EC1601862	224954	3030	SALVATORE MILETI	12/16/2015	350,000.00	.150	12/15/2017	350,000.00	730	350,000.00	.150	168

Run Date: 7/6/2017 5:11:19 AM

Investments Outstanding As Of Date: 6/30/2017

INVENTORY BY MATURITY REPORT

CUSIP	Investment #	Fund	Issuer	Purchase Date	Current Book	Current Rate	Maturity Date	Maturity Amount	Total Days From Purc	Current Par	YTM	Days to Maturity
EC1601870	224955	3030	MARY CONRAD	12/16/2015	252,000.00	.150	12/15/2017	252,000.00	730	252,000.00	.150	168
EC1601888	224956	3030	JONATHAN KLOEPFER	12/16/2015	76,825.00	.150	12/15/2017	76,825.00	730	76,825.00	.150	168
EC1601896	224957	3030	ASHLEY LEMASTER	12/16/2015	250,000.00	.150	12/15/2017	250,000.00	730	250,000.00	.150	168
EC1601904	224958	3030	ADAM FISH	12/16/2015	109,000.00	.150	12/15/2017	109,000.00	730	109,000.00	.150	168
EC1601912	224959	3030	JIMMY BROWN SR	12/16/2015	113,500.00	.150	12/15/2017	113,500.00	730	113,500.00	.150	168
EC1601789	224961	3030	DUSTIN TUMBLISON	12/16/2015	105,000.00	.150	12/15/2017	105,000.00	730	105,000.00	.150	168
EC1601797	224962	3030	MARTIN DEMCHAK	12/16/2015	135,000.00	.150	12/15/2017	135,000.00	730	135,000.00	.150	168
EC1601805	224963	3030	ERIC HARTKER	12/16/2015	75,000.00	.150	12/15/2017	75,000.00	730	75,000.00	.150	168
EC1601813	224964	3030	JEFFREY HAGER	12/16/2015	211,344.00	.150	12/15/2017	211,344.00	730	211,344.00	.150	168
EC1601821	224965	3030	MICHELEN MORGAN	12/16/2015	114,980.00	.150	12/15/2017	114,980.00	730	114,980.00	.150	168
EC1601839	224966	3030	WILLIAM BARON	12/16/2015	177,604.00	.150	12/15/2017	177,604.00	730	177,604.00	.150	168
EC1601920	224972	3030	RONALD CASEY	12/16/2015	350,000.00	.150	12/15/2017	350,000.00	730	350,000.00	.150	168
458140AL4	227631	1030	INTEL CORP 1.350 12-15-17	08/09/2016	15,101,850.00	1.350	12/15/2017	15,000,000.00	493	15,000,000.00	.843	168
912828G79	229873	1000	T 1 12-15-17	03/08/2017	49,998,046.88	1.000	12/15/2017	50,000,000.00	282	50,000,000.00	1.005	168
LD1600245	225089	3050	TROY INNOVATIVE INSTRUME	12/30/2015	400,000.00	.150	12/29/2017	400,000.00	730	400,000.00	.150	182
LD1600252	225093	3050	WON LEASING	12/30/2015	197,264.00	.150	12/29/2017	197,264.00	730	197,264.00	.150	182
LD1600260	225094	3050	VIVO BROTHERS INC.	12/30/2015	400,000.00	.150	12/29/2017	400,000.00	730	400,000.00	.150	182
LD1600278	225095	3050	BROCK & ASSOCIATES BUILDE	12/30/2015	250,000.00	.150	12/29/2017	250,000.00	730	250,000.00	.150	182
RE1600098	225097	3040	BRYAN BOWLING CENTER LLC	12/30/2015	199,795.57	.150	12/29/2017	199,795.57	730	199,795.57	.150	182
LD1600286	225099	3050	PETTIGREW FEED AND HARD	12/30/2015	400,000.00	.150	12/29/2017	400,000.00	730	400,000.00	.150	182
912828UE8	223842	1020	US TREASURY NOTE	08/25/2015	14,996,484.38	.750	12/31/2017	15,000,000.00	859	15,000,000.00	.760	184
EC1601938	225124	3030	JEFFREY GATCHETT	01/05/2016	238,728.00	.150	01/05/2018	238,728.00	731	238,728.00	.150	189
LD1600294	225135	3050	BOBCAT OF LIMA INC.	01/06/2016	400,000.00	.150	01/05/2018	400,000.00	730	400,000.00	.150	189
3133EGKN4	227541	1010	FFCB DEBENTURE .690 1-11-1	07/28/2016	9,980,400.00	.690	01/11/2018	10,000,000.00	532	10,000,000.00	.826	195
LD1600302	225191	3050	COLUMBUS CARDIOVASCULAR	01/14/2016	100,000.00	.150	01/12/2018	100,000.00	729	100,000.00	.150	196
3137EADN6	226540	1010	FHLMC DEBENTURE .750 1-12	04/25/2016	12,481,125.00	.750	01/12/2018	12,500,000.00	627	12,500,000.00	.839	196
46625HGY0	217796	1030	JP MORGAN CHASE & CO	05/09/2014	11,480,000.00	6.000	01/15/2018	10,000,000.00	1347	10,000,000.00	1.826	199
LD1600310	225204	3050	JACOBS INSURANCE SERVICE	01/15/2016	46,132.71	.150	01/15/2018	46,132.71	731	46,132.71	.150	199
EC1601946	225216	3030	JASON MCQUOWN	01/19/2016	349,391.00	.150	01/19/2018	349,391.00	731	349,391.00	.150	203
EC1601953	225217	3030	JEROME FITZHARRIS	01/19/2016	108,755.00	.150	01/19/2018	108,755.00	731	108,755.00	.150	203
EC1601961	225218	3030	STEVEN COCHRAN	01/19/2016	250,000.00	.150	01/19/2018	250,000.00	731	250,000.00	.150	203
EC1601979	225219	3030	ALFRED GROSS	01/19/2016	245,000.00	.150	01/19/2018	245,000.00	731	245,000.00	.150	203
EC1601995	225221	3030	MATTHEW EGNER	01/19/2016	116,145.00	.150	01/19/2018	116,145.00	731	116,145.00	.150	203

Run Date: 7/6/2017 5:11:19 AM

Investments Outstanding As Of Date: 6/30/2017

INVENTORY BY MATURITY REPORT

CUSIP	Investment #	Fund	Issuer	Purchase Date	Current Book	Current Rate	Maturity Date	Maturity Amount	Total Days From Purc	Current Par	YTM	Days to Maturity
EC1602001	225222	3030	TIMOTHY DEATHERAGE	01/19/2016	230,783.00	.150	01/19/2018	230,783.00	731	230,783.00	.150	203
EC1602019	225223	3030	SCOTT HASKETT	01/19/2016	252,434.00	.150	01/19/2018	252,434.00	731	252,434.00	.150	203
EC1602027	225224	3030	ROBIN MOSHIER	01/19/2016	236,120.00	.150	01/19/2018	236,120.00	731	236,120.00	.150	203
EC1602035	225225	3030	JEFFREY WILLEY	01/19/2016	122,665.00	.150	01/19/2018	122,665.00	731	122,665.00	.150	203
EC1602043	225226	3030	JONATHAN KECK	01/19/2016	75,000.00	.150	01/19/2018	75,000.00	731	75,000.00	.150	203
EC1602050	225227	3030	RICHARD SNEVEL	01/19/2016	75,000.00	.150	01/19/2018	75,000.00	731	75,000.00	.150	203
EC1602068	225228	3030	KENNETH WANGLER	01/19/2016	175,007.00	.150	01/19/2018	175,007.00	731	175,007.00	.150	203
EC1602076	225229	3030	KENNETH ALBERT	01/19/2016	350,000.00	.150	01/19/2018	350,000.00	731	350,000.00	.150	203
EC1602084	225230	3030	GINA RISALTI	01/19/2016	50,249.35	.150	01/19/2018	50,249.35	731	50,249.35	.150	203
EC1602316	225231	3030	VEERARAGHAVAN SUNDAR	01/19/2016	125,000.00	.150	01/19/2018	125,000.00	731	125,000.00	.150	203
3133ECDE1	212681	1010	FFCB DEBENTURE	01/22/2013	25,000,000.00	.940	01/22/2018	25,000,000.00	1826	25,000,000.00	.940	206
3133EFKL0	224504	1010	FFCB DEBENTURE	10/22/2015	9,995,000.00	.840	01/22/2018	10,000,000.00	823	10,000,000.00	.863	206
LD1600328	225277	3050	CLARKS GROCERY INC	01/26/2016	185,990.74	.150	01/26/2018	185,990.74	731	185,990.74	.150	210
LD1600336	225292	3050	INDOOR ENVIRONMENTAL SP	01/27/2016	84,875.00	.150	01/26/2018	84,875.00	730	84,875.00	.150	210
3134G34W7	212679	1010	FHLMC MEDIUM TERM NOTE	01/30/2013	10,074,500.00	1.250	01/30/2018	10,000,000.00	1826	10,000,000.00	1.096	214
912828UJ7	214310	1020	US TREASURY NOTE	05/03/2013	50,660,156.25	.875	01/31/2018	50,000,000.00	1734	50,000,000.00	.592	215
912828P20	229513	1000	T 0 3-4 01-31-18	02/09/2017	49,955,078.13	.750	01/31/2018	50,000,000.00	356	50,000,000.00	.843	215
LD1600344	225358	3050	CEDAR HILL LEASING	02/02/2016	200,000.00	.150	02/02/2018	200,000.00	731	200,000.00	.150	217
EC1602092	225359	3030	JAMES MCDONALD	02/02/2016	22,500.00	.150	02/02/2018	22,500.00	731	22,500.00	.150	217
LD1600369	225464	3050	SCHALK BROS INC	02/11/2016	120,501.79	.150	02/09/2018	120,501.79	729	120,501.79	.150	224
912828H94	229798	1000	T 1 02-15-18	03/02/2017	25,000,000.00	1.000	02/15/2018	25,000,000.00	350	25,000,000.00	1.000	230
912828H94	231237	1000	T 1 02-15-18	05/03/2017	49,976,562.50	1.000	02/15/2018	50,000,000.00	288	50,000,000.00	1.060	230
EC1602100	225489	3030	JASON DULANEY	02/17/2016	89,010.00	.150	02/16/2018	89,010.00	730	89,010.00	.150	231
EC1602118	225490	3030	LUKE SNYDER	02/17/2016	78,030.00	.150	02/16/2018	78,030.00	730	78,030.00	.150	231
EC1602126	225491	3030	CHRISTOPHER WILKIN	02/17/2016	271,586.00	.150	02/16/2018	271,586.00	730	271,586.00	.150	231
EC1602134	225492	3030	GRETCHEN KRUGER	02/17/2016	304,500.00	.150	02/16/2018	304,500.00	730	304,500.00	.150	231
EC1602142	225493	3030	MARK SEDLACK	02/17/2016	222,480.00	.150	02/16/2018	222,480.00	730	222,480.00	.150	231
EC1602159	225494	3030	TODD GILBERT	02/17/2016	102,790.00	.150	02/16/2018	102,790.00	730	102,790.00	.150	231
EC1602167	225495	3030	HEATHER CLARRIDGE	02/17/2016	188,300.00	.150	02/16/2018	188,300.00	730	188,300.00	.150	231
EC1602175	225496	3030	RICHARD JAMES	02/17/2016	80,995.00	.150	02/16/2018	80,995.00	730	80,995.00	.150	231
EC1602183	225497	3030	RICHARD HARDY III	02/17/2016	105,000.00	.150	02/16/2018	105,000.00	730	105,000.00	.150	231
EC1602191	225498	3030	NILES FULLER	02/17/2016	115,000.00	.150	02/16/2018	115,000.00	730	115,000.00	.150	231
EC1602209	225499	3030	MICHAEL HAUSFELD	02/17/2016	45,990.10	.150	02/16/2018	45,990.10	730	45,990.10	.150	231

Run Date: 7/6/2017 5:11:19 AM

Investments Outstanding As Of Date: 6/30/2017

INVENTORY BY MATURITY REPORT

CUSIP	Investment #	Fund	Issuer	Purchase Date	Current Book	Current Rate	Maturity Date	Maturity Amount	Total Days From Purc	Current Par	YTM	Days to Maturity
EC1602217	225500	3030	ROBERT MCBRIDE	02/17/2016	100,820.00	.150	02/16/2018	100,820.00	730	100,820.00	.150	231
LD1600377	225514	3050	BAKERS COLLISION REPAIR S	02/18/2016	73,859.86	.150	02/16/2018	73,859.86	729	73,859.86	.150	231
LD1600385	225515	3050	TRI-R DIES INC.	02/18/2016	107,391.00	.150	02/16/2018	107,391.00	729	107,391.00	.150	231
LD1600393	225562	3050	MABAM ENTERPRISES INC.	02/24/2016	400,000.00	.150	02/23/2018	400,000.00	730	400,000.00	.150	238
14912L6P1	227278	1030	CATERPILLAR FIN 1.500 2-23-	07/13/2016	10,097,500.00	1.500	02/23/2018	10,000,000.00	590	10,000,000.00	.889	238
912828UR9	224358	1020	US TREASURY NOTE	10/08/2015	14,995,312.50	.750	02/28/2018	15,000,000.00	874	15,000,000.00	.763	243
LD1600401	225596	3050	JOHN J YODER DBA: ASHERY	02/29/2016	102,000.00	.150	02/28/2018	102,000.00	730	102,000.00	.150	243
46513AE89	213065	1010	ISRAEL BOND	03/01/2013	10,500,000.00	2.610	03/01/2018	10,500,000.00	1826	10,500,000.00	2.610	244
46513AYQ7	213067	1010	ISRAEL BOND (FLOATING RAT	03/01/2013	10,500,000.00	2.438	03/01/2018	10,500,000.00	1826	10,500,000.00	2.438	244
LD1600419	225615	3050	SMITH FAMILY FROSTED FOO	03/01/2016	251,560.00	.150	03/01/2018	251,560.00	730	251,560.00	.150	244
166764AV2	223727	1030	CHEVRON CORP	08/17/2015	9,982,300.00	1.365	03/02/2018	10,000,000.00	928	10,000,000.00	1.436	245
LD1600427	225641	3050	ANESE MASONRY LLC	03/03/2016	77,996.36	.150	03/02/2018	77,996.36	729	77,996.36	.150	245
3130AAW95	229783	1000	FHLB 1 03-02-18	03/03/2017	25,000,000.00	1.000	03/02/2018	25,000,000.00	364	25,000,000.00	1.000	245
30231GAL6	227172	1030	EXXON MOBIL CORP 1.305 3-0	06/30/2016	5,849,062.56	1.305	03/06/2018	5,808,000.00	614	5,808,000.00	.881	249
084664CE9	227582	1030	BERKSHIRE HATHAW 1.450 3-	08/04/2016	2,561,673.27	1.450	03/07/2018	2,539,000.00	580	2,539,000.00	.884	250
EC1602225	225667	3030	AUSTIN MEHL	03/08/2016	15,000.00	.150	03/08/2018	15,000.00	730	15,000.00	.150	251
313378A43	222208	1010	FHLB DEBENTURE	04/27/2015	10,118,170.00	1.375	03/09/2018	10,000,000.00	1047	10,000,000.00	.956	252
24422ESB6	216826	1030	JOHN DEERE CAPITAL CORP	03/10/2014	9,953,000.00	1.300	03/12/2018	10,000,000.00	1463	10,000,000.00	1.421	255
02665WAT8	228145	1030	AMERICAN HONDA F 1.500 3-	09/30/2016	7,553,700.00	1.500	03/13/2018	7,500,000.00	529	7,500,000.00	1.002	256
EC1602233	225718	3030	VILAS DESHPANDE	03/14/2016	250,000.00	.150	03/14/2018	250,000.00	730	250,000.00	.150	257
LD1600435	225775	3050	VON SOSSAN CONTRACTING I	03/15/2016	400,000.00	.150	03/14/2018	400,000.00	729	400,000.00	.150	257
LD1600443	225801	3050	BENEFACTORS COUNSEL LLC	03/17/2016	80,000.00	.150	03/16/2018	80,000.00	729	80,000.00	.150	259
EC1602241	225819	3030	MICHELLE SAVOTI	03/21/2016	64,890.00	.150	03/21/2018	64,890.00	730	64,890.00	.150	264
EC1602258	225820	3030	JEFFERY FREMONT	03/21/2016	140,329.75	.150	03/21/2018	140,329.75	730	140,329.75	.150	264
EC1602266	225821	3030	JEFFREY & LISA JAMES	03/21/2016	55,460.00	.150	03/21/2018	55,460.00	730	55,460.00	.150	264
EC1602274	225822	3030	KENNEH BARTH	03/21/2016	25,575.00	.150	03/21/2018	25,575.00	730	25,575.00	.150	264
EC1602282	225823	3030	DENNIS POLING	03/21/2016	32,850.00	.150	03/21/2018	32,850.00	730	32,850.00	.150	264
EC1602290	225824	3030	GREGORY & AUDREY PRINZBA	03/21/2016	250,000.00	.150	03/21/2018	250,000.00	730	250,000.00	.150	264
LD1600450	225888	3050	MAHONING VALLEY TOOL & M	03/29/2016	199,200.00	.150	03/29/2018	199,200.00	730	199,200.00	.150	272
LD1600468	225895	3050	MIKE BAUMANN PLUMBING IN	03/30/2016	29,288.61	.150	03/30/2018	29,288.61	730	29,288.61	.150	273
LD1600476	225896	3050	KESSEN VETERINARY CLINIC I	03/30/2016	382,964.39	.150	03/30/2018	382,964.39	730	382,964.39	.150	273
912828Q45	227156	1020	US TREASURY NOTE .875 3-31	06/28/2016	20,106,250.00	.875	03/31/2018	20,000,000.00	641	20,000,000.00	.571	274
880591EC2	224506	1010	TVA DEBENTURE	10/21/2015	16,302,900.00	4.500	04/01/2018	15,000,000.00	893	15,000,000.00	.899	275

Run Date: 7/6/2017 5:11:19 AM

Investments Outstanding As Of Date: 6/30/2017

INVENTORY BY MATURITY REPORT

CUSIP	Investment #	Fund	Issuer	Purchase Date	Current Book	Current Rate	Maturity Date	Maturity Amount	Total Days From Purc	Current Par	YTM	Days to Maturity
191216BA7	227581	1030	COCA COLA COMPAN 1.150 4-	08/04/2016	5,027,650.00	1.150	04/01/2018	5,000,000.00	605	5,000,000.00	.813	275
EC1602308	225959	3030	RONALD PYCRAFT	04/06/2016	20,000.00	.150	04/06/2018	20,000.00	730	20,000.00	.150	280
EC1602324	225990	3030	ANGELA HALE	04/11/2016	147,185.00	.150	04/11/2018	147,185.00	730	147,185.00	.150	285
EC1602332	225991	3030	MARSHA MEREDITH	04/11/2016	40,255.00	.150	04/11/2018	40,255.00	730	40,255.00	.150	285
EC1602340	225992	3030	MICHAEL MCSWIGGIN	04/11/2016	70,545.00	.150	04/11/2018	70,545.00	730	70,545.00	.150	285
EC1602357	225993	3030	SEAN STEFFANNI	04/11/2016	36,560.00	.150	04/11/2018	36,560.00	730	36,560.00	.150	285
EC1602365	225994	3030	ALLISON & SEAN MITCHELL	04/11/2016	50,470.00	.150	04/11/2018	50,470.00	730	50,470.00	.150	285
EC1602373	225995	3030	LAWRENCE & JOAN SALTIS	04/11/2016	250,000.00	.150	04/11/2018	250,000.00	730	250,000.00	.150	285
931142DF7	228030	1030	WAL-MART STORES 1.125 4-1	09/19/2016	10,035,100.00	1.125	04/11/2018	10,000,000.00	569	10,000,000.00	.893	285
AG1700024	230407	3010	MICHAEL FRANTZ	04/20/2017	15,000.00	.750	04/12/2018	15,000.00	357	15,000.00	.750	286
AG1700032	230408	3010	BRIDENBAUGH FAMILY HERTI	04/20/2017	25,000.00	.750	04/12/2018	25,000.00	357	25,000.00	.750	286
AG1700040	230409	3010	JAMES WILLIAMS III	04/20/2017	30,000.00	.750	04/12/2018	30,000.00	357	30,000.00	.750	286
AG1700057	230410	3010	LYNN COLLERT	04/20/2017	40,000.00	.750	04/12/2018	40,000.00	357	40,000.00	.750	286
AG1700065	230411	3010	JEFF MAY	04/20/2017	47,500.00	.750	04/12/2018	47,500.00	357	47,500.00	.750	286
AG1700073	230412	3010	EDWARD BRICKNER	04/20/2017	65,000.00	.750	04/12/2018	65,000.00	357	65,000.00	.750	286
AG1700081	230413	3010	C. MARK HERSHBERGER	04/20/2017	80,000.00	.750	04/12/2018	80,000.00	357	80,000.00	.750	286
AG1700099	230414	3010	ACHESON FARMS	04/20/2017	84,000.00	.750	04/12/2018	84,000.00	357	84,000.00	.750	286
AG1700644	230415	3010	ALLAN LUCAS	04/20/2017	35,000.00	.750	04/12/2018	35,000.00	357	35,000.00	.750	286
AG1700107	230416	3010	JERRY FRANTZ	04/20/2017	100,000.00	.750	04/12/2018	100,000.00	357	100,000.00	.750	286
AG1700115	230417	3010	JOHN GAZAREK	04/20/2017	120,000.00	.750	04/12/2018	120,000.00	357	120,000.00	.750	286
AG1700123	230418	3010	ROBERT L. RIEMAN	04/20/2017	120,000.00	.750	04/12/2018	120,000.00	357	120,000.00	.750	286
AG1700131	230419	3010	RICHARD BIXEL	04/20/2017	140,000.00	.750	04/12/2018	140,000.00	357	140,000.00	.750	286
AG1700149	230420	3010	MICHAEL BASINGER	04/20/2017	150,000.00	.750	04/12/2018	150,000.00	357	150,000.00	.750	286
AG1700156	230421	3010	NEAL HARRIS	04/20/2017	150,000.00	.750	04/12/2018	150,000.00	357	150,000.00	.750	286
AG1700164	230422	3010	WADE MOSER	04/20/2017	150,000.00	.750	04/12/2018	150,000.00	357	150,000.00	.750	286
AG1700172	230424	3010	ROBERT ZIMMERMAN	04/20/2017	150,000.00	.750	04/12/2018	150,000.00	357	150,000.00	.750	286
AG1700180	230425	3010	DEAN BIXEL	04/20/2017	150,000.00	.750	04/12/2018	150,000.00	357	150,000.00	.750	286
AG1700198	230426	3010	G & R FARMS FLP	04/20/2017	150,000.00	.750	04/12/2018	150,000.00	357	150,000.00	.750	286
AG1700206	230427	3010	MEYER RIVERVIEW FARMS IN	04/20/2017	150,000.00	.750	04/12/2018	150,000.00	357	150,000.00	.750	286
AG1700214	230428	3010	POTATO CREEK FARMS INC	04/20/2017	150,000.00	.750	04/12/2018	150,000.00	357	150,000.00	.750	286
AG1700222	230429	3010	SCHUMACHER & BASINGER LL	04/20/2017	150,000.00	.750	04/12/2018	150,000.00	357	150,000.00	.750	286
AG1700230	230430	3010	TNT FARMS LLC	04/20/2017	150,000.00	.750	04/12/2018	150,000.00	357	150,000.00	.750	286
AG1700248	230431	3010	WILLIAMS FARMS LLC	04/20/2017	150,000.00	.750	04/12/2018	150,000.00	357	150,000.00	.750	286

Run Date: 7/6/2017 5:11:19 AM

Investments Outstanding As Of Date: 6/30/2017

INVENTORY BY MATURITY REPORT

CUSIP	Investment #	Fund	Issuer	Purchase Date	Current Book	Current Rate	Maturity Date	Maturity Amount	Total Days From Purc	Current Par	YTM	Days to Maturity
AG1700461	230432	3010	TROYER CUSTOM FARMING	04/20/2017	100,000.00	.750	04/12/2018	100,000.00	357	100,000.00	.750	286
AG1700479	230433	3010	ROGER GERSCHUTZ	04/20/2017	150,000.00	.750	04/12/2018	150,000.00	357	150,000.00	.750	286
AG1700487	230434	3010	PAHL FARMS LLC	04/20/2017	150,000.00	.750	04/12/2018	150,000.00	357	150,000.00	.750	286
AG1700495	230435	3010	RANDAL ROSEBROCK	04/20/2017	150,000.00	.750	04/12/2018	150,000.00	357	150,000.00	.750	286
AG1700503	230436	3010	DAKS INVESTMENTS INC	04/20/2017	150,000.00	.750	04/12/2018	150,000.00	357	150,000.00	.750	286
AG1700511	230437	3010	CUSTOM AG INNOVATIONS	04/20/2017	150,000.00	.750	04/12/2018	150,000.00	357	150,000.00	.750	286
AG1700529	230438	3010	SAND RIDGE FARM LLC	04/20/2017	80,000.00	.750	04/12/2018	80,000.00	357	80,000.00	.750	286
AG1700537	230439	3010	ROBERT NONEMAN	04/20/2017	150,000.00	.750	04/12/2018	150,000.00	357	150,000.00	.750	286
AG1700545	230440	3010	MVH CUSTOM WORK LLC	04/20/2017	75,000.00	.750	04/12/2018	75,000.00	357	75,000.00	.750	286
AG1700552	230441	3010	WINEGARDNER BROTHERS LL	04/20/2017	150,000.00	.750	04/12/2018	150,000.00	357	150,000.00	.750	286
AG1700560	230442	3010	CHARLES SMITH	04/20/2017	150,000.00	.750	04/12/2018	150,000.00	357	150,000.00	.750	286
AG1700578	230443	3010	RANDY POHLMAN	04/20/2017	150,000.00	.750	04/12/2018	150,000.00	357	150,000.00	.750	286
AG1700586	230444	3010	NORBERT EBBESKOTTE	04/20/2017	40,000.00	.750	04/12/2018	40,000.00	357	40,000.00	.750	286
AG1700594	230445	3010	DORVIN BEAR	04/20/2017	150,000.00	.750	04/12/2018	150,000.00	357	150,000.00	.750	286
AG1700602	230446	3010	DAVID WEHRI	04/20/2017	40,000.00	.750	04/12/2018	40,000.00	357	40,000.00	.750	286
AG1700610	230447	3010	DAVID NOGGLE	04/20/2017	70,000.00	.750	04/12/2018	70,000.00	357	70,000.00	.750	286
AG1700628	230448	3010	TODD MASON	04/20/2017	50,000.00	.750	04/12/2018	50,000.00	357	50,000.00	.750	286
AG1700636	230449	3010	JEFFERY HAYS	04/20/2017	85,000.00	.750	04/12/2018	85,000.00	357	85,000.00	.750	286
AG1700651	230450	3010	DAVID YOUNGPETER	04/20/2017	150,000.00	.750	04/12/2018	150,000.00	357	150,000.00	.750	286
AG1700669	230451	3010	MARVIN THOMPSON	04/20/2017	100,000.00	.750	04/12/2018	100,000.00	357	100,000.00	.750	286
AG1700990	230461	3010	AARON NICHOLS	04/20/2017	5,000.00	.750	04/12/2018	5,000.00	357	5,000.00	.750	286
AG1701055	230462	3010	KAHLE FARMS	04/20/2017	75,000.00	.750	04/12/2018	75,000.00	357	75,000.00	.750	286
AG1701022	230466	3010	ROBERT ERNEST	04/20/2017	100,000.00	.750	04/12/2018	100,000.00	357	100,000.00	.750	286
AG1700677	230467	3010	WENNINGER FARMS LLC	04/20/2017	150,000.00	.750	04/12/2018	150,000.00	357	150,000.00	.750	286
AG1700685	230468	3010	BRADY FAMILY PARTNERSHIP	04/20/2017	150,000.00	.750	04/12/2018	150,000.00	357	150,000.00	.750	286
AG1700693	230469	3010	GLEN MCCLURE	04/20/2017	150,000.00	.750	04/12/2018	150,000.00	357	150,000.00	.750	286
AG1700701	230470	3010	JEFFERY KLINGLER	04/20/2017	95,000.00	.750	04/12/2018	95,000.00	357	95,000.00	.750	286
AG1701048	230471	3010	D&K BURKHOLDER FARMS	04/20/2017	100,000.00	.750	04/12/2018	100,000.00	357	100,000.00	.750	286
AG1700719	230472	3010	HUTCHINSON BROTHERS	04/20/2017	25,000.00	.750	04/12/2018	25,000.00	357	25,000.00	.750	286
AG1700727	230473	3010	JAMES BLUCK	04/20/2017	150,000.00	.750	04/12/2018	150,000.00	357	150,000.00	.750	286
AG1700735	230474	3010	N MILLER	04/20/2017	100,000.00	.750	04/12/2018	100,000.00	357	100,000.00	.750	286
AG1700933	230475	3010	LARRY LUDWIG	04/20/2017	110,000.00	.750	04/12/2018	110,000.00	357	110,000.00	.750	286
AG1700743	230476	3010	RICK MILLER	04/20/2017	95,000.00	.750	04/12/2018	95,000.00	357	95,000.00	.750	286

Run Date: 7/6/2017 5:11:19 AM

Investments Outstanding As Of Date: 6/30/2017

INVENTORY BY MATURITY REPORT

CUSIP	Investment #	Fund	Issuer	Purchase Date	Current Book	Current Rate	Maturity Date	Maturity Amount	Total Days From Purc	Current Par	YTM	Days to Maturity
AG1700750	230477	3010	ROBERT E NIESE FARMS	04/20/2017	75,000.00	.750	04/12/2018	75,000.00	357	75,000.00	.750	286
AG1700925	230478	3010	HEFNER FARMS	04/20/2017	120,000.00	.750	04/12/2018	120,000.00	357	120,000.00	.750	286
AG1700966	230479	3010	EDWARD GOLLIDAY	04/20/2017	120,000.00	.750	04/12/2018	120,000.00	357	120,000.00	.750	286
AG1701014	230480	3010	R RETTIG	04/20/2017	120,000.00	.750	04/12/2018	120,000.00	357	120,000.00	.750	286
AG1700768	230481	3010	C&S BIXEL FARMS	04/20/2017	150,000.00	.750	04/12/2018	150,000.00	357	150,000.00	.750	286
AG1700883	230482	3010	JIM MCCLURE	04/20/2017	150,000.00	.750	04/12/2018	150,000.00	357	150,000.00	.750	286
AG1700891	230483	3010	DAN J WAGNER FARMS LLC	04/20/2017	150,000.00	.750	04/12/2018	150,000.00	357	150,000.00	.750	286
AG1700347	230484	3010	CHRISTOPHER MAXWELL	04/20/2017	30,000.00	.750	04/12/2018	30,000.00	357	30,000.00	.750	286
AG1700776	230485	3010	RANDALL BUNN	04/20/2017	150,000.00	.750	04/12/2018	150,000.00	357	150,000.00	.750	286
AG1700909	230486	3010	DELONG FARMS	04/20/2017	150,000.00	.750	04/12/2018	150,000.00	357	150,000.00	.750	286
AG1700784	230487	3010	KAHLE BROS FARMS	04/20/2017	150,000.00	.750	04/12/2018	150,000.00	357	150,000.00	.750	286
AG1700453	230488	3010	GARY ORDWAY	04/20/2017	30,000.00	.750	04/12/2018	30,000.00	357	30,000.00	.750	286
AG1700792	230489	3010	KAHLE CATTLE	04/20/2017	150,000.00	.750	04/12/2018	150,000.00	357	150,000.00	.750	286
AG1700917	230490	3010	DON LIMES FARMS	04/20/2017	150,000.00	.750	04/12/2018	150,000.00	357	150,000.00	.750	286
AG1700800	230491	3010	MICHAEL J. STECHSCHULTE	04/20/2017	150,000.00	.750	04/12/2018	150,000.00	357	150,000.00	.750	286
AG1700818	230492	3010	R MONTGOMERY	04/20/2017	100,000.00	.750	04/12/2018	100,000.00	357	100,000.00	.750	286
AG1700941	230493	3010	HEATH FARMS	04/20/2017	150,000.00	.750	04/12/2018	150,000.00	357	150,000.00	.750	286
AG1700321	230494	3010	STEVEN TROYER	04/20/2017	35,000.00	.750	04/12/2018	35,000.00	357	35,000.00	.750	286
AG1700826	230495	3010	D WARREN	04/20/2017	150,000.00	.750	04/12/2018	150,000.00	357	150,000.00	.750	286
AG1700834	230496	3010	M BRYAN	04/20/2017	120,000.00	.750	04/12/2018	120,000.00	357	120,000.00	.750	286
AG1700958	230497	3010	JAMES FARMS	04/20/2017	150,000.00	.750	04/12/2018	150,000.00	357	150,000.00	.750	286
AG1700842	230498	3010	S KILL	04/20/2017	150,000.00	.750	04/12/2018	150,000.00	357	150,000.00	.750	286
AG1700974	230499	3010	C. DAVID AND JANA D. CAUDI	04/20/2017	150,000.00	.750	04/12/2018	150,000.00	357	150,000.00	.750	286
AG1700859	230500	3010	K FISHER	04/20/2017	150,000.00	.750	04/12/2018	150,000.00	357	150,000.00	.750	286
AG1700263	230501	3010	TED LYMANSTALL	04/20/2017	50,000.00	.750	04/12/2018	50,000.00	357	50,000.00	.750	286
AG1700867	230502	3010	JAMES J AND DEAN G SCHROE	04/20/2017	85,000.00	.750	04/12/2018	85,000.00	357	85,000.00	.750	286
AG1700982	230503	3010	JEFFREY L. TURNER	04/20/2017	150,000.00	.750	04/12/2018	150,000.00	357	150,000.00	.750	286
AG1700875	230504	3010	SSB FARMS LLC	04/20/2017	90,000.00	.750	04/12/2018	90,000.00	357	90,000.00	.750	286
AG1701006	230505	3010	BRIAN WELLY	04/20/2017	150,000.00	.750	04/12/2018	150,000.00	357	150,000.00	.750	286
AG1700297	230506	3010	LYNN FITZWATER	04/20/2017	60,000.00	.750	04/12/2018	60,000.00	357	60,000.00	.750	286
AG1701030	230507	3010	BALLINGER FARMS	04/20/2017	150,000.00	.750	04/12/2018	150,000.00	357	150,000.00	.750	286
AG1701063	230508	3010	TODD WYSS	04/20/2017	150,000.00	.750	04/12/2018	150,000.00	357	150,000.00	.750	286
AG1700438	230509	3010	MARK WILKERSON	04/20/2017	75,000.00	.750	04/12/2018	75,000.00	357	75,000.00	.750	286

Run Date: 7/6/2017 5:11:19 AM

Investments Outstanding As Of Date: 6/30/2017

INVENTORY BY MATURITY REPORT

CUSIP	Investment #	Fund	Issuer	Purchase Date	Current Book	Current Rate	Maturity Date	Maturity Amount	Total Days From Purc	Current Par	YTM	Days to Maturity
AG1701071	230510	3010	BELLINGER FARMS	04/20/2017	150,000.00	.750	04/12/2018	150,000.00	357	150,000.00	.750	286
AG1700255	230511	3010	PHILIP WAGNER	04/20/2017	100,000.00	.750	04/12/2018	100,000.00	357	100,000.00	.750	286
AG1700339	230512	3010	R. MARK LYMANSTALL	04/20/2017	125,000.00	.750	04/12/2018	125,000.00	357	125,000.00	.750	286
AG1700370	230513	3010	CHARLES BADEN	04/20/2017	125,000.00	.750	04/12/2018	125,000.00	357	125,000.00	.750	286
AG1700271	230514	3010	TROYER FAMILY FARMS	04/20/2017	150,000.00	.750	04/12/2018	150,000.00	357	150,000.00	.750	286
AG1700305	230516	3010	RICHARD YODER	04/20/2017	150,000.00	.750	04/12/2018	150,000.00	357	150,000.00	.750	286
AG1700313	230517	3010	ROBERT SCHICK	04/20/2017	150,000.00	.750	04/12/2018	150,000.00	357	150,000.00	.750	286
AG1700354	230518	3010	PHILIP YODER	04/20/2017	150,000.00	.750	04/12/2018	150,000.00	357	150,000.00	.750	286
AG1700362	230519	3010	JEFFREY PETER	04/20/2017	150,000.00	.750	04/12/2018	150,000.00	357	150,000.00	.750	286
AG1700388	230520	3010	TODD FARMS & EXCAVATING	04/20/2017	150,000.00	.750	04/12/2018	150,000.00	357	150,000.00	.750	286
AG1700396	230521	3010	A&C EQUIPMENT LLC	04/20/2017	150,000.00	.750	04/12/2018	150,000.00	357	150,000.00	.750	286
AG1700404	230522	3010	PAUL ADAM REVOCABLE LIVIN	04/20/2017	150,000.00	.750	04/12/2018	150,000.00	357	150,000.00	.750	286
AG1700412	230523	3010	HOMIER FARMS INC	04/20/2017	150,000.00	.750	04/12/2018	150,000.00	357	150,000.00	.750	286
AG1700420	230524	3010	GREGORY TROYER	04/20/2017	150,000.00	.750	04/12/2018	150,000.00	357	150,000.00	.750	286
AG1701477	230525	3010	JOHN GROSS	04/20/2017	20,000.00	.750	04/12/2018	20,000.00	357	20,000.00	.750	286
AG1700446	230526	3010	JERRY LISKA	04/20/2017	150,000.00	.750	04/12/2018	150,000.00	357	150,000.00	.750	286
AG1701485	230527	3010	STEPHEN BETTINGER	04/20/2017	35,095.00	.750	04/12/2018	35,095.00	357	35,095.00	.750	286
AG1701493	230528	3010	WB FARMS INC.	04/20/2017	40,000.00	.750	04/12/2018	40,000.00	357	40,000.00	.750	286
AG1701089	230531	3010	SCOTT SHARP	04/20/2017	15,250.00	.750	04/12/2018	15,250.00	357	15,250.00	.750	286
AG1701097	230532	3010	SCOTT RIFFEL	04/20/2017	17,250.00	.750	04/12/2018	17,250.00	357	17,250.00	.750	286
AG1701105	230533	3010	BRADLEE BOWERS	04/20/2017	30,250.00	.750	04/12/2018	30,250.00	357	30,250.00	.750	286
AG1701113	230534	3010	GARRY SCHOOLEY	04/20/2017	31,250.00	.750	04/12/2018	31,250.00	357	31,250.00	.750	286
AG1701121	230535	3010	DONALD BETHEL	04/20/2017	35,250.00	.750	04/12/2018	35,250.00	357	35,250.00	.750	286
AG1701139	230536	3010	RICHARD BOWERS	04/20/2017	40,250.00	.750	04/12/2018	40,250.00	357	40,250.00	.750	286
AG1701501	230537	3010	RON & JOE LUMBREZER FARM	04/20/2017	40,500.00	.750	04/12/2018	40,500.00	357	40,500.00	.750	286
AG1701147	230538	3010	RONALD WRIGHT	04/20/2017	45,250.00	.750	04/12/2018	45,250.00	357	45,250.00	.750	286
AG1701519	230539	3010	JAN SHULL	04/20/2017	50,000.00	.750	04/12/2018	50,000.00	357	50,000.00	.750	286
AG1701527	230540	3010	BRENT STUDENKA	04/20/2017	50,500.00	.750	04/12/2018	50,500.00	357	50,500.00	.750	286
AG1701154	230541	3010	RICHARD LAMP	04/20/2017	60,250.00	.750	04/12/2018	60,250.00	357	60,250.00	.750	286
AG1701535	230542	3010	LARRY VANDENBUSCHE	04/20/2017	80,000.00	.750	04/12/2018	80,000.00	357	80,000.00	.750	286
AG1701543	230543	3010	M & P EISEL FARMS LLC	04/20/2017	92,000.00	.750	04/12/2018	92,000.00	357	92,000.00	.750	286
AG1701162	230544	3010	RODNEY BOWERS	04/20/2017	60,250.00	.750	04/12/2018	60,250.00	357	60,250.00	.750	286
AG1701550	230545	3010	RICHARD PATEK	04/20/2017	100,000.00	.750	04/12/2018	100,000.00	357	100,000.00	.750	286

Run Date: 7/6/2017 5:11:19 AM

Investments Outstanding As Of Date: 6/30/2017

INVENTORY BY MATURITY REPORT

CUSIP	Investment #	Fund	Issuer	Purchase Date	Current Book	Current Rate	Maturity Date	Maturity Amount	Total Days From Purc	Current Par	YTM	Days to Maturity
AG1701568	230546	3010	JACK PATEK	04/20/2017	100,000.00	.750	04/12/2018	100,000.00	357	100,000.00	.750	286
AG1701170	230547	3010	RYAN FOSTER	04/20/2017	75,250.00	.750	04/12/2018	75,250.00	357	75,250.00	.750	286
AG1701576	230548	3010	SIMON BROTHERS	04/20/2017	100,000.00	.750	04/12/2018	100,000.00	357	100,000.00	.750	286
AG1701584	230549	3010	DONALD BUCKENMEYER	04/20/2017	100,000.00	.750	04/12/2018	100,000.00	357	100,000.00	.750	286
AG1701592	230550	3010	SCOTT GILLEN	04/20/2017	100,000.00	.750	04/12/2018	100,000.00	357	100,000.00	.750	286
AG1701188	230551	3010	MARK ROSS	04/20/2017	75,278.00	.750	04/12/2018	75,278.00	357	75,278.00	.750	286
AG1701600	230552	3010	WILLIAM J. BUCKENMEYER	04/20/2017	135,000.00	.750	04/12/2018	135,000.00	357	135,000.00	.750	286
AG1701618	230553	3010	HUSKINS FARMS	04/20/2017	150,000.00	.750	04/12/2018	150,000.00	357	150,000.00	.750	286
AG1701626	230554	3010	JEFFREY TRUCKOR	04/20/2017	150,000.00	.750	04/12/2018	150,000.00	357	150,000.00	.750	286
AG1701196	230555	3010	CATTAIL FARMS INC	04/20/2017	100,350.00	.750	04/12/2018	100,350.00	357	100,350.00	.750	286
AG1701634	230556	3010	SZABO FARMS LLC	04/20/2017	150,000.00	.750	04/12/2018	150,000.00	357	150,000.00	.750	286
AG1701642	230557	3010	SCOTT CONRAD	04/20/2017	150,000.00	.750	04/12/2018	150,000.00	357	150,000.00	.750	286
AG1701659	230558	3010	KEITH TRUCKOR	04/20/2017	150,000.00	.750	04/12/2018	150,000.00	357	150,000.00	.750	286
AG1701204	230559	3010	ROBERT MCCLURE	04/20/2017	100,350.00	.750	04/12/2018	100,350.00	357	100,350.00	.750	286
AG1701212	230560	3010	J DUSTIN HINES	04/20/2017	100,350.00	.750	04/12/2018	100,350.00	357	100,350.00	.750	286
AG1701220	230561	3010	DAVID CLAYPOOL	04/20/2017	100,350.00	.750	04/12/2018	100,350.00	357	100,350.00	.750	286
AG1701238	230562	3010	STALDER&STALDER ENTERPRI	04/20/2017	110,350.00	.750	04/12/2018	110,350.00	357	110,350.00	.750	286
AG1701246	230563	3010	BRIAN NEELEY	04/20/2017	120,350.00	.750	04/12/2018	120,350.00	357	120,350.00	.750	286
AG1701253	230564	3010	JOHN HINTZ	04/20/2017	140,250.00	.750	04/12/2018	140,250.00	357	140,250.00	.750	286
AG1701261	230565	3010	DAVID BRANDT	04/20/2017	145,350.00	.750	04/12/2018	145,350.00	357	145,350.00	.750	286
AG1701279	230566	3010	LAMP FAMILY FARMS INC	04/20/2017	150,000.00	.750	04/12/2018	150,000.00	357	150,000.00	.750	286
AG1701667	230567	3010	DANNY L. CRAIG	04/21/2017	25,000.00	.750	04/12/2018	25,000.00	356	25,000.00	.750	286
AG1701675	230568	3010	JEREMY GILDOW	04/21/2017	35,000.00	.750	04/12/2018	35,000.00	356	35,000.00	.750	286
AG1701683	230569	3010	MARK WOLFE	04/21/2017	40,000.00	.750	04/12/2018	40,000.00	356	40,000.00	.750	286
AG1701691	230570	3010	NOAH KEMP	04/21/2017	50,000.00	.750	04/12/2018	50,000.00	356	50,000.00	.750	286
AG1701709	230571	3010	JAMES WATKINS	04/21/2017	100,000.00	.750	04/12/2018	100,000.00	356	100,000.00	.750	286
AG1701717	230572	3010	KEMP & SONS FARMS LLC	04/21/2017	150,000.00	.750	04/12/2018	150,000.00	356	150,000.00	.750	286
AG1701725	230573	3010	KYLE HOSTETLER	04/21/2017	70,000.00	.750	04/12/2018	70,000.00	356	70,000.00	.750	286
AG1701733	230574	3010	KRAMER HOMESTEAD INC.	04/21/2017	90,000.00	.750	04/12/2018	90,000.00	356	90,000.00	.750	286
AG1701741	230575	3010	MICHAEL R. OMAN	04/21/2017	90,000.00	.750	04/12/2018	90,000.00	356	90,000.00	.750	286
AG1701287	230576	3010	WALNUT CREEK SEEDS LLC	04/20/2017	150,000.00	.750	04/12/2018	150,000.00	357	150,000.00	.750	286
AG1701758	230577	3010	BROCK YUTZY	04/21/2017	90,000.00	.750	04/12/2018	90,000.00	356	90,000.00	.750	286
AG1701295	230578	3010	STRICKLER FAMILY FARMS LL	04/20/2017	150,000.00	.750	04/12/2018	150,000.00	357	150,000.00	.750	286

Run Date: 7/6/2017 5:11:19 AM

Investments Outstanding As Of Date: 6/30/2017

INVENTORY BY MATURITY REPORT

CUSIP	Investment #	Fund	Issuer	Purchase Date	Current Book	Current Rate	Maturity Date	Maturity Amount	Total Days From Purc	Current Par	YTM	Days to Maturity
AG1701766	230579	3010	JON GINGERICH	04/21/2017	90,000.00	.750	04/12/2018	90,000.00	356	90,000.00	.750	286
AG1701774	230580	3010	RAYMOND KUHNS	04/21/2017	100,000.00	.750	04/12/2018	100,000.00	356	100,000.00	.750	286
AG1701303	230581	3010	JASON CLAYPOOL	04/20/2017	150,000.00	.750	04/12/2018	150,000.00	357	150,000.00	.750	286
AG1701782	230582	3010	LOCIN FARM LLC	04/21/2017	100,000.00	.750	04/12/2018	100,000.00	356	100,000.00	.750	286
AG1701311	230583	3010	TIMOTHY CLAYPOOL	04/20/2017	150,000.00	.750	04/12/2018	150,000.00	357	150,000.00	.750	286
AG1701790	230584	3010	JOHN KAUFFMAN JR.	04/21/2017	150,000.00	.750	04/12/2018	150,000.00	356	150,000.00	.750	286
AG1701865	230585	3010	H&J FARMS LLC	04/21/2017	150,000.00	.750	04/12/2018	150,000.00	356	150,000.00	.750	286
AG1701329	230586	3010	GEARHART FARMS LLC	04/20/2017	25,000.00	.750	04/12/2018	25,000.00	357	25,000.00	.750	286
AG1701808	230587	3010	JEFFERY L. ROBINSON	04/21/2017	150,000.00	.750	04/12/2018	150,000.00	356	150,000.00	.750	286
AG1701816	230588	3010	ROGER STRALEY	04/21/2017	150,000.00	.750	04/12/2018	150,000.00	356	150,000.00	.750	286
AG1701873	230589	3010	HOSTETLER FAMILY FARMS LL	04/21/2017	150,000.00	.750	04/12/2018	150,000.00	356	150,000.00	.750	286
AG1701337	230590	3010	CLINTON BEAVERS	04/20/2017	25,000.00	.750	04/12/2018	25,000.00	357	25,000.00	.750	286
AG1701824	230591	3010	JAMES A. GRAY	04/21/2017	150,000.00	.750	04/12/2018	150,000.00	356	150,000.00	.750	286
AG1701832	230592	3010	NAVE-FIELD FARMS LLC	04/21/2017	150,000.00	.750	04/12/2018	150,000.00	356	150,000.00	.750	286
AG1701345	230593	3010	MARK SCARPITTI	04/20/2017	30,000.00	.750	04/12/2018	30,000.00	357	30,000.00	.750	286
AG1701881	230594	3010	JJ WALTON FARMS LLC	04/21/2017	150,000.00	.750	04/12/2018	150,000.00	356	150,000.00	.750	286
AG1701840	230595	3010	ROBERT C. MITCHELL	04/21/2017	150,000.00	.750	04/12/2018	150,000.00	356	150,000.00	.750	286
AG1701899	230596	3010	MARLIN YUTZY	04/21/2017	150,000.00	.750	04/12/2018	150,000.00	356	150,000.00	.750	286
AG1701352	230597	3010	FLAT-MAPLE FARM	04/20/2017	35,000.00	.750	04/12/2018	35,000.00	357	35,000.00	.750	286
AG1701857	230598	3010	KYLE YUTZY	04/21/2017	150,000.00	.750	04/12/2018	150,000.00	356	150,000.00	.750	286
AG1701360	230599	3010	ARROW CREEK FARM	04/20/2017	40,000.00	.750	04/12/2018	40,000.00	357	40,000.00	.750	286
AG1701378	230600	3010	GDR FARMS LLC	04/20/2017	50,000.00	.750	04/12/2018	50,000.00	357	50,000.00	.750	286
AG1701386	230601	3010	PAUL D BROWN	04/20/2017	80,000.00	.750	04/12/2018	80,000.00	357	80,000.00	.750	286
AG1701907	230602	3010	BRAD MATTIX	04/21/2017	150,000.00	.750	04/12/2018	150,000.00	356	150,000.00	.750	286
AG1701394	230603	3010	CLIFTON FAMILY FARM PARTN	04/20/2017	150,000.00	.750	04/12/2018	150,000.00	357	150,000.00	.750	286
AG1701915	230604	3010	GUY GREEN	04/21/2017	150,000.00	.750	04/12/2018	150,000.00	356	150,000.00	.750	286
AG1701402	230605	3010	GRAVES BROTHERS	04/20/2017	150,000.00	.750	04/12/2018	150,000.00	357	150,000.00	.750	286
AG1701923	230606	3010	MICHAEL SULLIVAN	04/21/2017	15,000.00	.750	04/12/2018	15,000.00	356	15,000.00	.750	286
AG1701410	230607	3010	MARK LITTLE	04/20/2017	150,000.00	.750	04/12/2018	150,000.00	357	150,000.00	.750	286
AG1701931	230608	3010	NATHANIEL PRICE	04/21/2017	25,000.00	.750	04/12/2018	25,000.00	356	25,000.00	.750	286
AG1701428	230609	3010	METZGER BROTHERS	04/20/2017	150,000.00	.750	04/12/2018	150,000.00	357	150,000.00	.750	286
AG1701949	230610	3010	COREY HALL	04/21/2017	60,000.00	.750	04/12/2018	60,000.00	356	60,000.00	.750	286
AG1701436	230611	3010	JOHN D CAUDILL	04/20/2017	150,000.00	.750	04/12/2018	150,000.00	357	150,000.00	.750	286

Run Date: 7/6/2017 5:11:19 AM

Investments Outstanding As Of Date: 6/30/2017

INVENTORY BY MATURITY REPORT

CUSIP	Investment #	Fund	Issuer	Purchase Date	Current Book	Current Rate	Maturity Date	Maturity Amount	Total Days From Purc	Current Par	YTM	Days to Maturity
AG1701956	230612	3010	JEFFREY WALL	04/21/2017	105,000.00	.750	04/12/2018	105,000.00	356	105,000.00	.750	286
AG1701444	230613	3010	WILLIAM R CAUDILL	04/20/2017	150,000.00	.750	04/12/2018	150,000.00	357	150,000.00	.750	286
AG1701964	230614	3010	TIMOTHY LYDEN	04/21/2017	115,000.00	.750	04/12/2018	115,000.00	356	115,000.00	.750	286
AG1701451	230615	3010	SEAN MCKEE	04/20/2017	150,000.00	.750	04/12/2018	150,000.00	357	150,000.00	.750	286
AG1701972	230616	3010	JAMES MONROE	04/21/2017	123,000.00	.750	04/12/2018	123,000.00	356	123,000.00	.750	286
AG1701469	230617	3010	TIMOTHY S KNISLEY	04/20/2017	150,000.00	.750	04/12/2018	150,000.00	357	150,000.00	.750	286
AG1701980	230618	3010	JAMES JEREW	04/21/2017	148,000.00	.750	04/12/2018	148,000.00	356	148,000.00	.750	286
AG1701998	230619	3010	SUNNY LANE FARM	04/21/2017	150,000.00	.750	04/12/2018	150,000.00	356	150,000.00	.750	286
AG1702004	230620	3010	D & S FARMS	04/21/2017	150,000.00	.750	04/12/2018	150,000.00	356	150,000.00	.750	286
AG1702558	230632	3010	JOEL WISH	04/20/2017	25,000.00	.750	04/12/2018	25,000.00	357	25,000.00	.750	286
AG1702566	230633	3010	MICHAEL MAXSON	04/20/2017	40,000.00	.750	04/12/2018	40,000.00	357	40,000.00	.750	286
AG1702574	230634	3010	DANIEL MAXSON	04/20/2017	40,000.00	.750	04/12/2018	40,000.00	357	40,000.00	.750	286
AG1702582	230635	3010	JONATHAN HILDEBRAND	04/20/2017	40,000.00	.750	04/12/2018	40,000.00	357	40,000.00	.750	286
AG1702590	230636	3010	WINDY KNOLL FARM	04/20/2017	50,000.00	.750	04/12/2018	50,000.00	357	50,000.00	.750	286
AG1702608	230637	3010	LARRY TIMMONS JR.	04/20/2017	50,000.00	.750	04/12/2018	50,000.00	357	50,000.00	.750	286
AG1702616	230638	3010	JONATHAN DAVID KING	04/20/2017	60,000.00	.750	04/12/2018	60,000.00	357	60,000.00	.750	286
AG1702624	230639	3010	JASON RYAN	04/20/2017	65,000.00	.750	04/12/2018	65,000.00	357	65,000.00	.750	286
AG1702632	230641	3010	MARY LU SWARTZ	04/20/2017	75,000.00	.750	04/12/2018	75,000.00	357	75,000.00	.750	286
AG1702640	230644	3010	ROBERT LEEDS	04/20/2017	80,000.00	.750	04/12/2018	80,000.00	357	80,000.00	.750	286
AG1702657	230645	3010	DALE MAXSON	04/20/2017	100,000.00	.750	04/12/2018	100,000.00	357	100,000.00	.750	286
AG1702665	230646	3010	JANET GENTIS TRUST	04/20/2017	100,000.00	.750	04/12/2018	100,000.00	357	100,000.00	.750	286
AG1702673	230647	3010	JASON TIMMONS	04/20/2017	100,000.00	.750	04/12/2018	100,000.00	357	100,000.00	.750	286
AG1702681	230648	3010	DARRELL RAMSEY	04/20/2017	100,000.00	.750	04/12/2018	100,000.00	357	100,000.00	.750	286
AG1702699	230649	3010	LEE FARMS	04/20/2017	100,000.00	.750	04/12/2018	100,000.00	357	100,000.00	.750	286
AG1702707	230650	3010	RICKY HAAG	04/20/2017	100,000.00	.750	04/12/2018	100,000.00	357	100,000.00	.750	286
AG1702715	230651	3010	LUCAS HAWKINS	04/20/2017	115,000.00	.750	04/12/2018	115,000.00	357	115,000.00	.750	286
AG1702723	230652	3010	C. KEITH HAWKINS	04/20/2017	115,000.00	.750	04/12/2018	115,000.00	357	115,000.00	.750	286
AG1702798	230653	3010	BRUNGARTH FAMILY FARMS L	04/20/2017	150,000.00	.750	04/12/2018	150,000.00	357	150,000.00	.750	286
AG1702806	230654	3010	BRUCE ROBERTS	04/20/2017	150,000.00	.750	04/12/2018	150,000.00	357	150,000.00	.750	286
AG1702814	230655	3010	JEREMY RENNER	04/20/2017	150,000.00	.750	04/12/2018	150,000.00	357	150,000.00	.750	286
AG1702822	230656	3010	KEITH ROBERTS	04/20/2017	150,000.00	.750	04/12/2018	150,000.00	357	150,000.00	.750	286
AG1702830	230657	3010	STEWART FARMS LLC	04/20/2017	150,000.00	.750	04/12/2018	150,000.00	357	150,000.00	.750	286
AG1702848	230658	3010	PHELPS FARM LLC	04/20/2017	150,000.00	.750	04/12/2018	150,000.00	357	150,000.00	.750	286

Run Date: 7/6/2017 5:11:19 AM

Investments Outstanding As Of Date: 6/30/2017

INVENTORY BY MATURITY REPORT

CUSIP	Investment #	Fund	Issuer	Purchase Date	Current Book	Current Rate	Maturity Date	Maturity Amount	Total Days From Purc	Current Par	YTM	Days to Maturity
AG1702855	230659	3010	KENNETH OSBORN	04/20/2017	150,000.00	.750	04/12/2018	150,000.00	357	150,000.00	.750	286
AG1702863	230660	3010	JAMES AND LARRY TIMMONS	04/20/2017	150,000.00	.750	04/12/2018	150,000.00	357	150,000.00	.750	286
AG1702871	230661	3010	LILL FARMS INC.	04/20/2017	150,000.00	.750	04/12/2018	150,000.00	357	150,000.00	.750	286
AG1702889	230662	3010	LOUIS MEYER	04/20/2017	150,000.00	.750	04/12/2018	150,000.00	357	150,000.00	.750	286
AG1702897	230663	3010	RIDDLE BROTHERS	04/20/2017	50,000.00	.750	04/12/2018	50,000.00	357	50,000.00	.750	286
AG1702905	230664	3010	WILLIAM JURICH	04/20/2017	80,000.00	.750	04/12/2018	80,000.00	357	80,000.00	.750	286
AG1702913	230665	3010	JOHN COOK II	04/20/2017	100,000.00	.750	04/12/2018	100,000.00	357	100,000.00	.750	286
AG1702921	230666	3010	H. RICHARD WOLFE	04/20/2017	100,000.00	.750	04/12/2018	100,000.00	357	100,000.00	.750	286
AG1702731	230667	3010	JOSHUA BLAZIER	04/20/2017	150,000.00	.750	04/12/2018	150,000.00	357	150,000.00	.750	286
AG1702939	230668	3010	TERRY E WRIGHT	04/20/2017	150,000.00	.750	04/12/2018	150,000.00	357	150,000.00	.750	286
AG1702749	230669	3010	DALE SIEBOLD	04/20/2017	150,000.00	.750	04/12/2018	150,000.00	357	150,000.00	.750	286
AG1702947	230670	3010	JAMES HAGLER	04/20/2017	150,000.00	.750	04/12/2018	150,000.00	357	150,000.00	.750	286
AG1702756	230671	3010	BRIAN CALL	04/20/2017	150,000.00	.750	04/12/2018	150,000.00	357	150,000.00	.750	286
AG1702954	230672	3010	PENDLETON FARMS	04/20/2017	150,000.00	.750	04/12/2018	150,000.00	357	150,000.00	.750	286
AG1702764	230673	3010	WISHWELL FARMS	04/20/2017	150,000.00	.750	04/12/2018	150,000.00	357	150,000.00	.750	286
AG1702962	230674	3010	RATLIFF FARMS	04/20/2017	150,000.00	.750	04/12/2018	150,000.00	357	150,000.00	.750	286
AG1702772	230675	3010	CHRIS VALLERY	04/20/2017	150,000.00	.750	04/12/2018	150,000.00	357	150,000.00	.750	286
AG1702970	230676	3010	NEAL NOBLE	04/20/2017	150,000.00	.750	04/12/2018	150,000.00	357	150,000.00	.750	286
AG1702988	230677	3010	ZURMEHLY FARMS	04/20/2017	150,000.00	.750	04/12/2018	150,000.00	357	150,000.00	.750	286
AG1702780	230678	3010	DANNY STEWART	04/20/2017	150,000.00	.750	04/12/2018	150,000.00	357	150,000.00	.750	286
AG1702996	230679	3010	JOHN KINZER JR.	04/20/2017	150,000.00	.750	04/12/2018	150,000.00	357	150,000.00	.750	286
AG1703002	230680	3010	GABRIEL M WEAVER	04/20/2017	150,000.00	.750	04/12/2018	150,000.00	357	150,000.00	.750	286
AG1703010	230681	3010	THOMPSON CREEK FARMS LLC	04/20/2017	150,000.00	.750	04/12/2018	150,000.00	357	150,000.00	.750	286
AG1703028	230682	3010	LAMAR RATLIFF FARMS LLC	04/20/2017	150,000.00	.750	04/12/2018	150,000.00	357	150,000.00	.750	286
AG1703036	230683	3010	BONHAM FARMS LLC	04/20/2017	150,000.00	.750	04/12/2018	150,000.00	357	150,000.00	.750	286
AG1703044	230684	3010	JEFFREY THOMPSON	04/20/2017	150,000.00	.750	04/12/2018	150,000.00	357	150,000.00	.750	286
AG1703051	230685	3010	MICHAEL LANMAN	04/20/2017	150,000.00	.750	04/12/2018	150,000.00	357	150,000.00	.750	286
AG1703069	230686	3010	JOHN WEAVER	04/20/2017	150,000.00	.750	04/12/2018	150,000.00	357	150,000.00	.750	286
AG1703077	230687	3010	LAWRENCE HAGLER	04/20/2017	150,000.00	.750	04/12/2018	150,000.00	357	150,000.00	.750	286
AG1703085	230688	3010	ANDERSON FARMS A GENERA	04/20/2017	150,000.00	.750	04/12/2018	150,000.00	357	150,000.00	.750	286
AG1703093	230689	3010	JOHN PERSINGER	04/20/2017	150,000.00	.750	04/12/2018	150,000.00	357	150,000.00	.750	286
AG1703101	230690	3010	JAMES K MINSHALL	04/20/2017	55,000.00	.750	04/12/2018	55,000.00	357	55,000.00	.750	286
AG1703119	230691	3010	RYAN SKINNER	04/20/2017	20,000.00	.750	04/12/2018	20,000.00	357	20,000.00	.750	286

Run Date: 7/6/2017 5:11:19 AM

Investments Outstanding As Of Date: 6/30/2017

INVENTORY BY MATURITY REPORT

CUSIP	Investment #	Fund	Issuer	Purchase Date	Current Book	Current Rate	Maturity Date	Maturity Amount	Total Days From Purc	Current Par	YTM	Days to Maturity
AG1703127	230692	3010	MICHAEL EDGINGTON	04/20/2017	20,000.00	.750	04/12/2018	20,000.00	357	20,000.00	.750	286
AG1703135	230693	3010	MARY HADDOX	04/20/2017	20,250.00	.750	04/12/2018	20,250.00	357	20,250.00	.750	286
AG1703143	230694	3010	JAMES WINTER	04/20/2017	25,000.00	.750	04/12/2018	25,000.00	357	25,000.00	.750	286
AG1703150	230695	3010	PAUL RHOADS	04/20/2017	28,250.00	.750	04/12/2018	28,250.00	357	28,250.00	.750	286
AG1703168	230696	3010	KEVIN BEAVERS	04/20/2017	30,000.00	.750	04/12/2018	30,000.00	357	30,000.00	.750	286
AG1703176	230697	3010	JUSTIN LEIST	04/20/2017	30,000.00	.750	04/12/2018	30,000.00	357	30,000.00	.750	286
AG1703184	230698	3010	CHRISTOPHER DAVIS	04/20/2017	33,000.00	.750	04/12/2018	33,000.00	357	33,000.00	.750	286
AG1703192	230699	3010	GARY DAVIS	04/20/2017	35,200.00	.750	04/12/2018	35,200.00	357	35,200.00	.750	286
AG1703200	230700	3010	BRIAN HELSER	04/20/2017	40,250.00	.750	04/12/2018	40,250.00	357	40,250.00	.750	286
AG1703218	230701	3010	MATTHEW WRIGHT	04/20/2017	50,000.00	.750	04/12/2018	50,000.00	357	50,000.00	.750	286
AG1703226	230702	3010	DAVID R WIGET	04/20/2017	50,000.00	.750	04/12/2018	50,000.00	357	50,000.00	.750	286
AG1703234	230703	3010	LYLE RICER	04/20/2017	50,000.00	.750	04/12/2018	50,000.00	357	50,000.00	.750	286
AG1703242	230704	3010	R STEVE RICKLY	04/20/2017	60,000.00	.750	04/12/2018	60,000.00	357	60,000.00	.750	286
AG1703259	230705	3010	ZACK SMITH	04/20/2017	75,000.00	.750	04/12/2018	75,000.00	357	75,000.00	.750	286
AG1703267	230706	3010	DALE SMITH	04/20/2017	75,000.00	.750	04/12/2018	75,000.00	357	75,000.00	.750	286
AG1703275	230707	3010	RUSSELL FOSTER	04/20/2017	90,350.00	.750	04/12/2018	90,350.00	357	90,350.00	.750	286
AG1703283	230708	3010	RUSSELL WISCHMEYER	04/20/2017	100,000.00	.750	04/12/2018	100,000.00	357	100,000.00	.750	286
AG1703317	230709	3010	FAIRFIELD CATTLE CO. INC.	04/20/2017	150,000.00	.750	04/12/2018	150,000.00	357	150,000.00	.750	286
AG1703325	230710	3010	JAMES COOKSEY	04/20/2017	150,000.00	.750	04/12/2018	150,000.00	357	150,000.00	.750	286
AG1703291	230711	3010	AARON KULL	04/20/2017	110,000.00	.750	04/12/2018	110,000.00	357	110,000.00	.750	286
AG1703333	230712	3010	ROBERT MINSHALL	04/20/2017	150,000.00	.750	04/12/2018	150,000.00	357	150,000.00	.750	286
AG1703309	230713	3010	CLEARVIEW FARMS INC.	04/20/2017	130,000.00	.750	04/12/2018	130,000.00	357	130,000.00	.750	286
AG1703341	230714	3010	JOHN GEARHERT	04/20/2017	150,000.00	.750	04/12/2018	150,000.00	357	150,000.00	.750	286
AG1703358	230715	3010	ROWLES ENTERPRISES LTD	04/20/2017	150,000.00	.750	04/12/2018	150,000.00	357	150,000.00	.750	286
AG1703366	230716	3010	RADCLIFF VENTURES LLC	04/20/2017	150,000.00	.750	04/12/2018	150,000.00	357	150,000.00	.750	286
AG1703374	230717	3010	ROWLES FARMS INC.	04/20/2017	150,000.00	.750	04/12/2018	150,000.00	357	150,000.00	.750	286
AG1703382	230718	3010	KYLE HUPP	04/20/2017	150,000.00	.750	04/12/2018	150,000.00	357	150,000.00	.750	286
AG1703390	230719	3010	LESTER LEWIS	04/20/2017	150,000.00	.750	04/12/2018	150,000.00	357	150,000.00	.750	286
AG1703408	230720	3010	KYLE REICHELDERFER	04/20/2017	150,000.00	.750	04/12/2018	150,000.00	357	150,000.00	.750	286
AG1703416	230721	3010	DEVIN WELLER	04/20/2017	150,000.00	.750	04/12/2018	150,000.00	357	150,000.00	.750	286
AG1703424	230722	3010	SAMUAL DULAP	04/20/2017	150,000.00	.750	04/12/2018	150,000.00	357	150,000.00	.750	286
AG1703523	230723	3010	B & D FARMS	04/20/2017	150,000.00	.750	04/12/2018	150,000.00	357	150,000.00	.750	286
AG1703432	230724	3010	GAB HAMMAN FARMS	04/20/2017	150,000.00	.750	04/12/2018	150,000.00	357	150,000.00	.750	286

Run Date: 7/6/2017 5:11:19 AM

Investments Outstanding As Of Date: 6/30/2017

INVENTORY BY MATURITY REPORT

CUSIP	Investment #	Fund	Issuer	Purchase Date	Current Book	Current Rate	Maturity Date	Maturity Amount	Total Days From Purc	Current Par	YTM	Days to Maturity
AG1703531	230725	3010	STEVE A GIFFORD	04/20/2017	150,000.00	.750	04/12/2018	150,000.00	357	150,000.00	.750	286
AG1703440	230726	3010	JAY H WIPPEL	04/20/2017	150,000.00	.750	04/12/2018	150,000.00	357	150,000.00	.750	286
AG1703457	230727	3010	STEVE HINES	04/20/2017	150,000.00	.750	04/12/2018	150,000.00	357	150,000.00	.750	286
AG1703549	230728	3010	JOHN FOX	04/20/2017	150,000.00	.750	04/12/2018	150,000.00	357	150,000.00	.750	286
AG1703465	230729	3010	WILLIAM A RITTINGER	04/20/2017	150,000.00	.750	04/12/2018	150,000.00	357	150,000.00	.750	286
AG1703473	230730	3010	JAMES JEPSEN	04/20/2017	150,000.00	.750	04/12/2018	150,000.00	357	150,000.00	.750	286
AG1703556	230731	3010	ORVILLE GIFFORD	04/20/2017	150,000.00	.750	04/12/2018	150,000.00	357	150,000.00	.750	286
AG1703481	230732	3010	STRICKLER FARMS LLC	04/20/2017	150,000.00	.750	04/12/2018	150,000.00	357	150,000.00	.750	286
AG1703499	230733	3010	ORR FARMS	04/20/2017	150,000.00	.750	04/12/2018	150,000.00	357	150,000.00	.750	286
AG1703564	230734	3010	WILBUR SEVER III	04/20/2017	150,000.00	.750	04/12/2018	150,000.00	357	150,000.00	.750	286
AG1703507	230735	3010	ROB STILWELL	04/20/2017	150,000.00	.750	04/12/2018	150,000.00	357	150,000.00	.750	286
AG1703572	230736	3010	RUFF SEED FARMS INC.	04/20/2017	150,000.00	.750	04/12/2018	150,000.00	357	150,000.00	.750	286
AG1703515	230737	3010	CHAD L HOFFMAN	04/20/2017	150,000.00	.750	04/12/2018	150,000.00	357	150,000.00	.750	286
AG1703580	230738	3010	DAVID DELONG	04/20/2017	150,000.00	.750	04/12/2018	150,000.00	357	150,000.00	.750	286
AG1703598	230739	3010	JASON GREEN	04/20/2017	150,000.00	.750	04/12/2018	150,000.00	357	150,000.00	.750	286
AG1703606	230740	3010	J ADAMS FARMS LLC	04/20/2017	150,000.00	.750	04/12/2018	150,000.00	357	150,000.00	.750	286
AG1703739	230741	3010	CUPP FARMS	04/20/2017	150,000.00	.750	04/12/2018	150,000.00	357	150,000.00	.750	286
AG1703614	230742	3010	KEITH PETERS LLC	04/20/2017	150,000.00	.750	04/12/2018	150,000.00	357	150,000.00	.750	286
AG1703747	230743	3010	STEVE SUVER	04/20/2017	150,000.00	.750	04/12/2018	150,000.00	357	150,000.00	.750	286
AG1703622	230744	3010	J DOUGLAS GIFFORD	04/20/2017	150,000.00	.750	04/12/2018	150,000.00	357	150,000.00	.750	286
AG1703754	230745	3010	BRYAN HUPP	04/20/2017	150,000.00	.750	04/12/2018	150,000.00	357	150,000.00	.750	286
AG1703762	230746	3010	WYATT WILSON	04/20/2017	150,000.00	.750	04/12/2018	150,000.00	357	150,000.00	.750	286
AG1703630	230747	3010	DELBERT NEFF	04/20/2017	150,000.00	.750	04/12/2018	150,000.00	357	150,000.00	.750	286
AG1703770	230748	3010	TWO L FARMS INC.	04/20/2017	150,000.00	.750	04/12/2018	150,000.00	357	150,000.00	.750	286
AG1703648	230749	3010	CRAZY HORSE ENT. INC.	04/20/2017	150,000.00	.750	04/12/2018	150,000.00	357	150,000.00	.750	286
AG1703788	230750	3010	KEVIN ROBERTS	04/20/2017	10,000.00	.750	04/12/2018	10,000.00	357	10,000.00	.750	286
AG1703796	230751	3010	BRADY MILLER	04/20/2017	60,000.00	.750	04/12/2018	60,000.00	357	60,000.00	.750	286
AG1703655	230752	3010	TRAVIS CUPP	04/20/2017	150,000.00	.750	04/12/2018	150,000.00	357	150,000.00	.750	286
AG1703804	230753	3010	MCCRAY FARMS	04/20/2017	150,000.00	.750	04/12/2018	150,000.00	357	150,000.00	.750	286
AG1703663	230754	3010	JOHN G WAIDELICH	04/20/2017	150,000.00	.750	04/12/2018	150,000.00	357	150,000.00	.750	286
AG1703812	230755	3010	JAMES KUHLWEIN	04/20/2017	25,000.00	.750	04/12/2018	25,000.00	357	25,000.00	.750	286
AG1703820	230756	3010	RYAN MAST	04/20/2017	150,000.00	.750	04/12/2018	150,000.00	357	150,000.00	.750	286
AG1703671	230757	3010	BROOKS MCCOY	04/20/2017	150,000.00	.750	04/12/2018	150,000.00	357	150,000.00	.750	286

Run Date: 7/6/2017 5:11:19 AM

Investments Outstanding As Of Date: 6/30/2017

INVENTORY BY MATURITY REPORT

CUSIP	Investment #	Fund	Issuer	Purchase Date	Current Book	Current Rate	Maturity Date	Maturity Amount	Total Days From Purc	Current Par	YTM	Days to Maturity
AG1703838	230758	3010	D & D PETERS LLC	04/20/2017	150,000.00	.750	04/12/2018	150,000.00	357	150,000.00	.750	286
AG1703846	230759	3010	A & R FARMS OHIO LLC	04/20/2017	150,000.00	.750	04/12/2018	150,000.00	357	150,000.00	.750	286
AG1703689	230760	3010	WILLIAM HOSKINSON	04/20/2017	150,000.00	.750	04/12/2018	150,000.00	357	150,000.00	.750	286
AG1703853	230761	3010	NEIL DOERSAM	04/20/2017	150,000.00	.750	04/12/2018	150,000.00	357	150,000.00	.750	286
AG1703861	230762	3010	RONALD JAHN	04/20/2017	150,000.00	.750	04/12/2018	150,000.00	357	150,000.00	.750	286
AG1703697	230763	3010	DRESBACH FARMS INCORPOR	04/20/2017	150,000.00	.750	04/12/2018	150,000.00	357	150,000.00	.750	286
AG1703879	230764	3010	THOMAS CONNER	04/20/2017	45,000.00	.750	04/12/2018	45,000.00	357	45,000.00	.750	286
AG1703887	230765	3010	JONATHON EVANS	04/20/2017	4,000.00	.750	04/12/2018	4,000.00	357	4,000.00	.750	286
AG1703705	230766	3010	DAVID STEELE	04/20/2017	150,000.00	.750	04/12/2018	150,000.00	357	150,000.00	.750	286
AG1703895	230767	3010	JOSHUA W ROBERTS	04/20/2017	20,000.00	.750	04/12/2018	20,000.00	357	20,000.00	.750	286
AG1703903	230768	3010	MICHAEL MILLER	04/20/2017	25,000.00	.750	04/12/2018	25,000.00	357	25,000.00	.750	286
AG1703713	230769	3010	BRYANT AGRICULTURE ENTER	04/20/2017	150,000.00	.750	04/12/2018	150,000.00	357	150,000.00	.750	286
AG1703911	230770	3010	DALE ROUSH	04/20/2017	25,000.00	.750	04/12/2018	25,000.00	357	25,000.00	.750	286
AG1703929	230771	3010	JASON SHARP	04/20/2017	35,000.00	.750	04/12/2018	35,000.00	357	35,000.00	.750	286
AG1703721	230772	3010	ALLEN ETT	04/20/2017	150,000.00	.750	04/12/2018	150,000.00	357	150,000.00	.750	286
AG1703937	230773	3010	NATHAN EHMAN	04/20/2017	40,000.00	.750	04/12/2018	40,000.00	357	40,000.00	.750	286
AG1703945	230774	3010	MATTHEW ROUSH	04/20/2017	40,000.00	.750	04/12/2018	40,000.00	357	40,000.00	.750	286
AG1703952	230775	3010	JACOB SHAFFER	04/20/2017	45,000.00	.750	04/12/2018	45,000.00	357	45,000.00	.750	286
AG1703960	230776	3010	NEW CENTURY CSA LLC	04/20/2017	55,000.00	.750	04/12/2018	55,000.00	357	55,000.00	.750	286
AG1703978	230777	3010	WAYNE PATRICK	04/20/2017	60,000.00	.750	04/12/2018	60,000.00	357	60,000.00	.750	286
AG1703986	230778	3010	JOHN STROUS	04/20/2017	64,000.00	.750	04/12/2018	64,000.00	357	64,000.00	.750	286
AG1703994	230779	3010	CAROL ROUSH	04/20/2017	75,000.00	.750	04/12/2018	75,000.00	357	75,000.00	.750	286
AG1704000	230780	3010	WAYNE ROBERTS	04/20/2017	80,000.00	.750	04/12/2018	80,000.00	357	80,000.00	.750	286
AG1704018	230781	3010	JOHN ROBERTS	04/20/2017	90,000.00	.750	04/12/2018	90,000.00	357	90,000.00	.750	286
AG1704026	230782	3010	RICHARD MCPHERSON	04/20/2017	150,000.00	.750	04/12/2018	150,000.00	357	150,000.00	.750	286
AG1704034	230783	3010	DENNIS ZEIGLER	04/20/2017	150,000.00	.750	04/12/2018	150,000.00	357	150,000.00	.750	286
AG1702236	230784	3010	BRUCE SHOLL	04/21/2017	150,000.00	.750	04/12/2018	150,000.00	356	150,000.00	.750	286
AG1704042	230785	3010	HASTINGS FARMS GENERAL P	04/20/2017	150,000.00	.750	04/12/2018	150,000.00	357	150,000.00	.750	286
AG1704059	230786	3010	LARRY HAY	04/20/2017	150,000.00	.750	04/12/2018	150,000.00	357	150,000.00	.750	286
AG1704067	230787	3010	JOHN GIFFORD	04/20/2017	150,000.00	.750	04/12/2018	150,000.00	357	150,000.00	.750	286
AG1704075	230788	3010	EWING & SON FARMS LLC	04/20/2017	150,000.00	.750	04/12/2018	150,000.00	357	150,000.00	.750	286
AG1702244	230789	3010	STUCKEY BROTHERS CONTRA	04/21/2017	150,000.00	.750	04/12/2018	150,000.00	356	150,000.00	.750	286
AG1702251	230790	3010	HAACK FARMS INC	04/21/2017	150,000.00	.750	04/12/2018	150,000.00	356	150,000.00	.750	286

Run Date: 7/6/2017 5:11:19 AM

Investments Outstanding As Of Date: 6/30/2017

INVENTORY BY MATURITY REPORT

CUSIP	Investment #	Fund	Issuer	Purchase Date	Current Book	Current Rate	Maturity Date	Maturity Amount	Total Days From Purc	Current Par	YTM	Days to Maturity
AG1704083	230791	3010	RYAN WILSON	04/20/2017	150,000.00	.750	04/12/2018	150,000.00	357	150,000.00	.750	286
AG1704091	230792	3010	STEVE RILEY	04/20/2017	150,000.00	.750	04/12/2018	150,000.00	357	150,000.00	.750	286
AG1704109	230793	3010	DONALD SHAW JR.	04/20/2017	150,000.00	.750	04/12/2018	150,000.00	357	150,000.00	.750	286
AG1702269	230794	3010	DEAN NOFZIGER	04/21/2017	150,000.00	.750	04/12/2018	150,000.00	356	150,000.00	.750	286
AG1704117	230795	3010	JOHN HOFFMAN	04/20/2017	150,000.00	.750	04/12/2018	150,000.00	357	150,000.00	.750	286
AG1704125	230796	3010	JOHN M. BELL	04/20/2017	150,000.00	.750	04/12/2018	150,000.00	357	150,000.00	.750	286
AG1704133	230797	3010	ADAM PETERS	04/20/2017	50,000.00	.750	04/12/2018	50,000.00	357	50,000.00	.750	286
AG1702277	230798	3010	JANE LIGHTHILL	04/21/2017	150,000.00	.750	04/12/2018	150,000.00	356	150,000.00	.750	286
AG1704141	230799	3010	CHARLES PERRILL	04/20/2017	100,300.00	.750	04/12/2018	100,300.00	357	100,300.00	.750	286
AG1704158	230800	3010	BRYAN J CROSIER	04/20/2017	85,000.00	.750	04/12/2018	85,000.00	357	85,000.00	.750	286
AG1702285	230801	3010	RICHARD BURK	04/21/2017	150,000.00	.750	04/12/2018	150,000.00	356	150,000.00	.750	286
AG1702293	230802	3010	WILLIAM BAUMAN	04/21/2017	150,000.00	.750	04/12/2018	150,000.00	356	150,000.00	.750	286
AG1702301	230803	3010	BRADY WOOLACE	04/21/2017	150,000.00	.750	04/12/2018	150,000.00	356	150,000.00	.750	286
AG1702319	230804	3010	MICHAEL CARPENTER	04/21/2017	150,000.00	.750	04/12/2018	150,000.00	356	150,000.00	.750	286
AG1702327	230805	3010	TED POHLMANN	04/21/2017	150,000.00	.750	04/12/2018	150,000.00	356	150,000.00	.750	286
AG1702335	230806	3010	LUCAS NOFZIGER	04/21/2017	150,000.00	.750	04/12/2018	150,000.00	356	150,000.00	.750	286
AG1704398	230822	3010	W.W. HUTTINGER	04/21/2017	100,000.00	.750	04/12/2018	100,000.00	356	100,000.00	.750	286
AG1704406	230823	3010	JAMES AND LIDA KNAPP	04/21/2017	150,000.00	.750	04/12/2018	150,000.00	356	150,000.00	.750	286
AG1704414	230824	3010	TWIN PINE FARMS	04/21/2017	150,000.00	.750	04/12/2018	150,000.00	356	150,000.00	.750	286
3133EHGF4	230825	1000	FFCB ADJUSTABLE RATE BON	04/20/2017	5,000,000.00	1.200	04/12/2018	5,000,000.00	357	5,000,000.00	1.200	286
AG1704422	230826	3010	JANET KUHLMAN	04/20/2017	115,000.00	.750	04/12/2018	115,000.00	357	115,000.00	.750	286
AG1704430	230827	3010	BARLAGE FARMS	04/20/2017	150,000.00	.750	04/12/2018	150,000.00	357	150,000.00	.750	286
AG1704448	230828	3010	KENNETH UNVERFERTH	04/20/2017	150,000.00	.750	04/12/2018	150,000.00	357	150,000.00	.750	286
AG1704455	230829	3010	LINCOLN NAFZIGER	04/20/2017	150,000.00	.750	04/12/2018	150,000.00	357	150,000.00	.750	286
AG1704463	230830	3010	CURTIS COOLEY	04/20/2017	150,000.00	.750	04/12/2018	150,000.00	357	150,000.00	.750	286
AG1704471	230831	3010	JEFFREY BEAVERSON	04/20/2017	100,000.00	.750	04/12/2018	100,000.00	357	100,000.00	.750	286
AG1704489	230832	3010	JOHN KURIVIAL	04/20/2017	150,000.00	.750	04/12/2018	150,000.00	357	150,000.00	.750	286
AG1702012	230834	3010	LESLIE SMITH	04/21/2017	25,000.00	.750	04/12/2018	25,000.00	356	25,000.00	.750	286
AG1702020	230835	3010	RANDALL STUCKEY	04/21/2017	50,000.00	.750	04/12/2018	50,000.00	356	50,000.00	.750	286
AG1702038	230836	3010	HAROLD JAMES NAGEL	04/21/2017	60,000.00	.750	04/12/2018	60,000.00	356	60,000.00	.750	286
AG1702046	230837	3010	LESLIE SCHAFFNER	04/21/2017	70,000.00	.750	04/12/2018	70,000.00	356	70,000.00	.750	286
AG1702053	230838	3010	KENNETH DURHAM	04/21/2017	95,000.00	.750	04/12/2018	95,000.00	356	95,000.00	.750	286
AG1702061	230839	3010	KENT LESTER	04/21/2017	100,000.00	.750	04/12/2018	100,000.00	356	100,000.00	.750	286

Run Date: 7/6/2017 5:11:19 AM

Investments Outstanding As Of Date: 6/30/2017

INVENTORY BY MATURITY REPORT

CUSIP	Investment #	Fund	Issuer	Purchase Date	Current Book	Current Rate	Maturity Date	Maturity Amount	Total Days From Purc	Current Par	YTM	Days to Maturity
AG1702079	230840	3010	ALAN SCHAFFNER	04/21/2017	100,000.00	.750	04/12/2018	100,000.00	356	100,000.00	.750	286
AG1702087	230841	3010	MDMT FARMS LLC	04/21/2017	100,000.00	.750	04/12/2018	100,000.00	356	100,000.00	.750	286
AG1702095	230842	3010	RICKY HALL	04/21/2017	100,000.00	.750	04/12/2018	100,000.00	356	100,000.00	.750	286
AG1702103	230843	3010	GARY HAMMON	04/21/2017	125,000.00	.750	04/12/2018	125,000.00	356	125,000.00	.750	286
AG1702111	230845	3010	MITCHEL SCHAFFNER	04/21/2017	125,000.00	.750	04/12/2018	125,000.00	356	125,000.00	.750	286
AG1702129	230847	3010	KEVIN STONG	04/21/2017	130,000.00	.750	04/12/2018	130,000.00	356	130,000.00	.750	286
AG1702137	230849	3010	MASON FAMILY FARMS LLC	04/21/2017	150,000.00	.750	04/12/2018	150,000.00	356	150,000.00	.750	286
AG1702145	230850	3010	RAY LEPPELMEIER	04/21/2017	150,000.00	.750	04/12/2018	150,000.00	356	150,000.00	.750	286
AG1702152	230851	3010	DOUGLAS EISEL	04/21/2017	150,000.00	.750	04/12/2018	150,000.00	356	150,000.00	.750	286
AG1702160	230853	3010	JOHN RETHMEL	04/21/2017	150,000.00	.750	04/12/2018	150,000.00	356	150,000.00	.750	286
AG1702178	230854	3010	HOLLAND FARMS LLC	04/21/2017	150,000.00	.750	04/12/2018	150,000.00	356	150,000.00	.750	286
AG1702186	230855	3010	KEITH JONES	04/21/2017	150,000.00	.750	04/12/2018	150,000.00	356	150,000.00	.750	286
AG1702194	230856	3010	JAMES LEATHERMAN	04/21/2017	150,000.00	.750	04/12/2018	150,000.00	356	150,000.00	.750	286
AG1702202	230857	3010	JASON MEYERS	04/21/2017	150,000.00	.750	04/12/2018	150,000.00	356	150,000.00	.750	286
AG1702210	230858	3010	NEWCOMER FARMS INC.	04/21/2017	150,000.00	.750	04/12/2018	150,000.00	356	150,000.00	.750	286
AG1702228	230859	3010	GREGORY NOFZIGER	04/21/2017	150,000.00	.750	04/12/2018	150,000.00	356	150,000.00	.750	286
AG1702343	230860	3010	GREGORY OTTO	04/21/2017	150,000.00	.750	04/12/2018	150,000.00	356	150,000.00	.750	286
AG1702350	230861	3010	MATTHEW WALTERS	04/21/2017	35,000.00	.750	04/12/2018	35,000.00	356	35,000.00	.750	286
AG1702368	230862	3010	BRIAN ANDERSON	04/21/2017	50,000.00	.750	04/12/2018	50,000.00	356	50,000.00	.750	286
AG1702376	230863	3010	JONATHON LANG	04/21/2017	50,000.00	.750	04/12/2018	50,000.00	356	50,000.00	.750	286
AG1702384	230864	3010	CHARLES BRESLER	04/21/2017	100,000.00	.750	04/12/2018	100,000.00	356	100,000.00	.750	286
AG1702392	230865	3010	BATESON FARMS	04/21/2017	100,000.00	.750	04/12/2018	100,000.00	356	100,000.00	.750	286
AG1704166	230866	3010	KENNETH SCHROEDER	04/21/2017	150,000.00	.750	04/12/2018	150,000.00	356	150,000.00	.750	286
AG1704174	230867	3010	JERRY HOFFMAN	04/21/2017	125,000.00	.750	04/12/2018	125,000.00	356	125,000.00	.750	286
AG1704182	230868	3010	RYAN ORDWAY	04/21/2017	60,000.00	.750	04/12/2018	60,000.00	356	60,000.00	.750	286
AG1704190	230869	3010	DENNIS STEFFAN	04/21/2017	50,000.00	.750	04/12/2018	50,000.00	356	50,000.00	.750	286
AG1704208	230870	3010	TIMOTHY SCHROEDER	04/21/2017	50,000.00	.750	04/12/2018	50,000.00	356	50,000.00	.750	286
AG1704216	230871	3010	OSCAR S SCHROEDER	04/21/2017	150,000.00	.750	04/12/2018	150,000.00	356	150,000.00	.750	286
AG1704224	230872	3010	HASELMAN BROS.	04/21/2017	150,000.00	.750	04/12/2018	150,000.00	356	150,000.00	.750	286
AG1704232	230873	3010	MOENING FARMS LLC	04/21/2017	150,000.00	.750	04/12/2018	150,000.00	356	150,000.00	.750	286
AG1704240	230874	3010	MICHAEL BALBAUGH	04/21/2017	150,000.00	.750	04/12/2018	150,000.00	356	150,000.00	.750	286
AG1702400	230875	3010	GARY VOLLMAR	04/21/2017	100,000.00	.750	04/12/2018	100,000.00	356	100,000.00	.750	286
AG1704257	230876	3010	GERALD HASELMAN	04/21/2017	65,000.00	.750	04/12/2018	65,000.00	356	65,000.00	.750	286

Run Date: 7/6/2017 5:11:19 AM

Investments Outstanding As Of Date: 6/30/2017

INVENTORY BY MATURITY REPORT

CUSIP	Investment #	Fund	Issuer	Purchase Date	Current Book	Current Rate	Maturity Date	Maturity Amount	Total Days From Purc	Current Par	YTM	Days to Maturity
AG1704265	230877	3010	PALTE FARMS	04/21/2017	125,000.00	.750	04/12/2018	125,000.00	356	125,000.00	.750	286
AG1704273	230878	3010	LEONARD MICHEL	04/21/2017	100,000.00	.750	04/12/2018	100,000.00	356	100,000.00	.750	286
AG1704281	230879	3010	JOE SCHROEDER	04/21/2017	100,000.00	.750	04/12/2018	100,000.00	356	100,000.00	.750	286
AG1704299	230880	3010	HAROLD ROY	04/21/2017	125,000.00	.750	04/12/2018	125,000.00	356	125,000.00	.750	286
AG1704307	230881	3010	RA SCHROEDER FARMS INC.	04/21/2017	150,000.00	.750	04/12/2018	150,000.00	356	150,000.00	.750	286
AG1702418	230882	3010	HARRISON TRAIL FARMS	04/21/2017	100,000.00	.750	04/12/2018	100,000.00	356	100,000.00	.750	286
AG1702426	230883	3010	EDWARD HUFFMAN	04/21/2017	150,000.00	.750	04/12/2018	150,000.00	356	150,000.00	.750	286
AG1704315	230884	3010	GARY ORDWAY	04/21/2017	80,000.00	.750	04/12/2018	80,000.00	356	80,000.00	.750	286
AG1704323	230885	3010	DANNY ROE	04/21/2017	150,000.00	.750	04/12/2018	150,000.00	356	150,000.00	.750	286
AG1704331	230886	3010	CHAD AND JASON PESTER	04/21/2017	90,000.00	.750	04/12/2018	90,000.00	356	90,000.00	.750	286
AG1704349	230887	3010	JEFFREY STEFFAN	04/21/2017	150,000.00	.750	04/12/2018	150,000.00	356	150,000.00	.750	286
AG1704356	230888	3010	DOUGLAS MANGAS	04/21/2017	150,000.00	.750	04/12/2018	150,000.00	356	150,000.00	.750	286
AG1704364	230889	3010	ROGER NIESE	04/21/2017	90,000.00	.750	04/12/2018	90,000.00	356	90,000.00	.750	286
AG1704372	230890	3010	GARY NIESE	04/21/2017	150,000.00	.750	04/12/2018	150,000.00	356	150,000.00	.750	286
AG1704380	230891	3010	CHARLES SCHECKELHOFF	04/21/2017	100,000.00	.750	04/12/2018	100,000.00	356	100,000.00	.750	286
AG1702434	230892	3010	THE ECKEL CATTLE COMPANY	04/21/2017	150,000.00	.750	04/12/2018	150,000.00	356	150,000.00	.750	286
AG1702442	230893	3010	MARK BOSS	04/21/2017	150,000.00	.750	04/12/2018	150,000.00	356	150,000.00	.750	286
AG1702459	230894	3010	JOHN YOUNG	04/21/2017	150,000.00	.750	04/12/2018	150,000.00	356	150,000.00	.750	286
AG1702467	230895	3010	TIMOTHY SHELINE	04/21/2017	150,000.00	.750	04/12/2018	150,000.00	356	150,000.00	.750	286
AG1702475	230898	3010	WULFF FARMS	04/21/2017	150,000.00	.750	04/12/2018	150,000.00	356	150,000.00	.750	286
AG1702483	230899	3010	D & S FARMS LLC	04/21/2017	150,000.00	.750	04/12/2018	150,000.00	356	150,000.00	.750	286
AG1702491	230900	3010	TRAVIS HARRISON	04/21/2017	150,000.00	.750	04/12/2018	150,000.00	356	150,000.00	.750	286
AG1702509	230901	3010	DAN & CHARM POTTER JOINT	04/21/2017	150,000.00	.750	04/12/2018	150,000.00	356	150,000.00	.750	286
AG1702517	230902	3010	ECKEL GRAIN FARMS LTD.	04/21/2017	150,000.00	.750	04/12/2018	150,000.00	356	150,000.00	.750	286
AG1702525	230903	3010	CLEAR VIEW FARMS	04/21/2017	150,000.00	.750	04/12/2018	150,000.00	356	150,000.00	.750	286
AG1702533	230904	3010	RICHARD WALTERS	04/21/2017	150,000.00	.750	04/12/2018	150,000.00	356	150,000.00	.750	286
AG1702541	230905	3010	JERREMY SIEFKER	04/21/2017	70,000.00	.750	04/12/2018	70,000.00	356	70,000.00	.750	286
AG1704505	230942	3010	ZEEDYK FARMS LLC	04/24/2017	150,000.00	.750	04/12/2018	150,000.00	353	150,000.00	.750	286
AG1704513	230943	3010	THOMAS WIEMKEN	04/24/2017	100,000.00	.750	04/12/2018	100,000.00	353	100,000.00	.750	286
AG1704521	230944	3010	JD ECKEL FAMILY FARMS LLC	04/24/2017	150,000.00	.750	04/12/2018	150,000.00	353	150,000.00	.750	286
AG1704539	230945	3010	RANDY CHAPMAN	04/24/2017	50,000.00	.750	04/12/2018	50,000.00	353	50,000.00	.750	286
AG1704547	230947	3010	AREND BROTHERS INC.	04/24/2017	150,000.00	.750	04/12/2018	150,000.00	353	150,000.00	.750	286
AG1704554	230948	3010	AUSTIN BOK	04/24/2017	45,000.00	.750	04/12/2018	45,000.00	353	45,000.00	.750	286

Run Date: 7/6/2017 5:11:19 AM

Investments Outstanding As Of Date: 6/30/2017

INVENTORY BY MATURITY REPORT

CUSIP	Investment #	Fund	Issuer	Purchase Date	Current Book	Current Rate	Maturity Date	Maturity Amount	Total Days From Purc	Current Par	YTM	Days to Maturity
AG1704562	230949	3010	THOMAS SCHLACHTER	04/24/2017	55,000.00	.750	04/12/2018	55,000.00	353	55,000.00	.750	286
AG1704570	230950	3010	SPATIAL AG. SYSTEMS LLC	04/24/2017	150,000.00	.750	04/12/2018	150,000.00	353	150,000.00	.750	286
AG1704588	230951	3010	LEO SHININGER	04/24/2017	150,000.00	.750	04/12/2018	150,000.00	353	150,000.00	.750	286
AG1704596	230966	3010	ANDREWS FARMS INC	04/25/2017	150,000.00	.750	04/12/2018	150,000.00	352	150,000.00	.750	286
AG1704604	230968	3010	AC SCHROEDER LLC	04/25/2017	150,000.00	.750	04/12/2018	150,000.00	352	150,000.00	.750	286
AG1704612	230971	3010	BR FARMS LLC	04/25/2017	150,000.00	.750	04/12/2018	150,000.00	352	150,000.00	.750	286
AG1704620	231053	3010	SHOWALTER DAIRY FARMS LL	05/01/2017	150,000.00	.750	04/12/2018	150,000.00	346	150,000.00	.750	286
AG1704638	231054	3010	MASON KISAMORE	05/01/2017	50,000.00	.750	04/12/2018	50,000.00	346	50,000.00	.750	286
AG1704646	231055	3010	IVAN ZIMMERMAN	05/01/2017	30,000.00	.750	04/12/2018	30,000.00	346	30,000.00	.750	286
AG1704653	231056	3010	AMOS LIVESTOCK EQUIPMENT	05/01/2017	60,000.00	.750	04/12/2018	60,000.00	346	60,000.00	.750	286
AG1704661	231057	3010	JAY & JEWEL AMSTUTZ	05/01/2017	30,000.00	.750	04/12/2018	30,000.00	346	30,000.00	.750	286
AG1704679	231058	3010	RICHARD GRAHAM	05/01/2017	25,000.00	.750	04/12/2018	25,000.00	346	25,000.00	.750	286
AG1704687	231059	3010	PEBBLE FARM	05/01/2017	20,000.00	.750	04/12/2018	20,000.00	346	20,000.00	.750	286
AG1704695	231060	3010	CRAIG E & LYNELLE J STOLLE	05/01/2017	30,000.00	.750	04/12/2018	30,000.00	346	30,000.00	.750	286
AG1704703	231061	3010	DAVID & JONATHAN DOTTERE	05/01/2017	150,000.00	.750	04/12/2018	150,000.00	346	150,000.00	.750	286
AG1704711	231062	3010	HODGE FARMS LLC	05/01/2017	100,000.00	.750	04/12/2018	100,000.00	346	100,000.00	.750	286
AG1704729	231063	3010	WILLIAM AND VICKIE ROHR	05/01/2017	150,000.00	.750	04/12/2018	150,000.00	346	150,000.00	.750	286
AG1704737	231064	3010	STACY J GIAUQUE	05/01/2017	125,000.00	.750	04/12/2018	125,000.00	346	125,000.00	.750	286
AG1704745	231065	3010	BRIAN GORTNER	05/01/2017	150,000.00	.750	04/12/2018	150,000.00	346	150,000.00	.750	286
AG1704752	231066	3010	SCHEUFLER FARMS LLC	05/01/2017	150,000.00	.750	04/12/2018	150,000.00	346	150,000.00	.750	286
AG1704760	231067	3010	CANTENDO ACRES GRAZELAN	05/01/2017	50,000.00	.750	04/12/2018	50,000.00	346	50,000.00	.750	286
AG1704778	231068	3010	ROY ANDREW LEID	05/01/2017	22,500.00	.750	04/12/2018	22,500.00	346	22,500.00	.750	286
AG1704786	231069	3010	DAVID & ANNE GASSER	05/01/2017	25,000.00	.750	04/12/2018	25,000.00	346	25,000.00	.750	286
AG1704794	231070	3010	DJR FARM LLC	05/01/2017	10,000.00	.750	04/12/2018	10,000.00	346	10,000.00	.750	286
AG1704802	231071	3010	PAUL & FANNIE MILLER	05/01/2017	20,000.00	.750	04/12/2018	20,000.00	346	20,000.00	.750	286
AG1704810	231072	3010	HAROLD & MARGARET MILLER	05/01/2017	55,000.00	.750	04/12/2018	55,000.00	346	55,000.00	.750	286
AG1704828	231073	3010	MACY & MICHAEL & LEANNE B	05/01/2017	20,000.00	.750	04/12/2018	20,000.00	346	20,000.00	.750	286
AG1705049	231074	3010	R E LUMBER AND LOGGING	05/01/2017	150,000.00	.750	04/12/2018	150,000.00	346	150,000.00	.750	286
AG1705056	231075	3010	EUGENE & MARY A BURKHOLD	05/01/2017	100,000.00	.750	04/12/2018	100,000.00	346	100,000.00	.750	286
AG1705064	231076	3010	BRYAN MILLER	05/01/2017	40,000.00	.750	04/12/2018	40,000.00	346	40,000.00	.750	286
AG1705072	231077	3010	KRAIG GASSER	05/01/2017	50,000.00	.750	04/12/2018	50,000.00	346	50,000.00	.750	286
AG1705080	231078	3010	RACE ROCK DAIRY FARM	05/01/2017	20,000.00	.750	04/12/2018	20,000.00	346	20,000.00	.750	286
AG1705098	231079	3010	ROHR FARMS SERVICE LLC	05/01/2017	150,000.00	.750	04/12/2018	150,000.00	346	150,000.00	.750	286

Run Date: 7/6/2017 5:11:19 AM

Investments Outstanding As Of Date: 6/30/2017

INVENTORY BY MATURITY REPORT

CUSIP	Investment #	Fund	Issuer	Purchase Date	Current Book	Current Rate	Maturity Date	Maturity Amount	Total Days From Purc	Current Par	YTM	Days to Maturity
AG1705106	231080	3010	DOUGLASS GRAIN FARMS LLC	05/01/2017	150,000.00	.750	04/12/2018	150,000.00	346	150,000.00	.750	286
AG1705114	231081	3010	BRENEMAN FARMS INC	05/01/2017	50,000.00	.750	04/12/2018	50,000.00	346	50,000.00	.750	286
AG1705122	231082	3010	BRADLEY & MOLLY STULL	05/01/2017	35,000.00	.750	04/12/2018	35,000.00	346	35,000.00	.750	286
AG1705130	231083	3010	SETH S AMOS	05/01/2017	60,000.00	.750	04/12/2018	60,000.00	346	60,000.00	.750	286
AG1705148	231084	3010	FIVE POINTS FARM LLC	05/01/2017	150,000.00	.750	04/12/2018	150,000.00	346	150,000.00	.750	286
AG1705155	231085	3010	LOREN LARRY & DARRELL STE	05/01/2017	50,000.00	.750	04/12/2018	50,000.00	346	50,000.00	.750	286
AG1705163	231086	3010	DALEWYN C & JULIE M MARTI	05/01/2017	50,000.00	.750	04/12/2018	50,000.00	346	50,000.00	.750	286
AG1705171	231087	3010	ROSEDALE FARMS LLC	05/01/2017	150,000.00	.750	04/12/2018	150,000.00	346	150,000.00	.750	286
AG1705189	231088	3010	OPEN ROAD FARM LTD	05/01/2017	100,000.00	.750	04/12/2018	100,000.00	346	100,000.00	.750	286
AG1704836	231089	3010	LANG VUE FARMS LTD	05/01/2017	75,000.00	.750	04/12/2018	75,000.00	346	75,000.00	.750	286
AG1705197	231090	3010	WINDY WAY FARMS LTD	05/01/2017	150,000.00	.750	04/12/2018	150,000.00	346	150,000.00	.750	286
AG1705205	231091	3010	NATHAN L YODER	05/01/2017	50,000.00	.750	04/12/2018	50,000.00	346	50,000.00	.750	286
AG1704844	231092	3010	GEITGEY FARMS LLC	05/01/2017	35,000.00	.750	04/12/2018	35,000.00	346	35,000.00	.750	286
AG1705213	231093	3010	REGAN A & LAURA A KLINE	05/01/2017	40,212.00	.750	04/12/2018	40,212.00	346	40,212.00	.750	286
AG1704851	231094	3010	CLIFFORD SCHEIBE	05/01/2017	50,000.00	.750	04/12/2018	50,000.00	346	50,000.00	.750	286
AG1705221	231095	3010	TYLER STAHL	05/01/2017	15,000.00	.750	04/12/2018	15,000.00	346	15,000.00	.750	286
AG1705239	231096	3010	WASUKA FARMS INC	05/01/2017	150,000.00	.750	04/12/2018	150,000.00	346	150,000.00	.750	286
AG1705247	231097	3010	JONATHAN D & MARTHA G GO	05/01/2017	75,000.00	.750	04/12/2018	75,000.00	346	75,000.00	.750	286
AG1704869	231098	3010	MARTINS HILLCREST FARM LL	05/01/2017	100,000.00	.750	04/12/2018	100,000.00	346	100,000.00	.750	286
AG1704877	231099	3010	LEGEND DAIRY LTD	05/01/2017	150,000.00	.750	04/12/2018	150,000.00	346	150,000.00	.750	286
AG1704885	231100	3010	JOHN & PATRICIA STEINER	05/01/2017	20,000.00	.750	04/12/2018	20,000.00	346	20,000.00	.750	286
AG1704893	231101	3010	SCHIRM JERSEY FARM	05/01/2017	75,000.00	.750	04/12/2018	75,000.00	346	75,000.00	.750	286
AG1704901	231102	3010	GREG & CHALA TROYER	05/01/2017	75,000.00	.750	04/12/2018	75,000.00	346	75,000.00	.750	286
AG1704919	231103	3010	AGRI SOILS LTD	05/01/2017	150,000.00	.750	04/12/2018	150,000.00	346	150,000.00	.750	286
AG1704927	231104	3010	KLEVER HOLSTEIN FRM LIMIT	05/01/2017	86,000.00	.750	04/12/2018	86,000.00	346	86,000.00	.750	286
AG1704935	231105	3010	NATHAN GASSER	05/01/2017	100,000.00	.750	04/12/2018	100,000.00	346	100,000.00	.750	286
AG1704943	231107	3010	GALE & WYVIONA SAUSER	05/01/2017	40,000.00	.750	04/12/2018	40,000.00	346	40,000.00	.750	286
AG1704950	231108	3010	JON BRAD OCEL	05/01/2017	50,000.00	.750	04/12/2018	50,000.00	346	50,000.00	.750	286
AG1704968	231109	3010	LEROY J & MARTHA S MILLER	05/01/2017	20,000.00	.750	04/12/2018	20,000.00	346	20,000.00	.750	286
AG1704976	231110	3010	BENJAMIN L GOOD	05/01/2017	40,000.00	.750	04/12/2018	40,000.00	346	40,000.00	.750	286
AG1704984	231111	3010	ADRIAN & ALYSSA BEERY	05/01/2017	30,000.00	.750	04/12/2018	30,000.00	346	30,000.00	.750	286
AG1704992	231112	3010	LAROY WEAVER	05/01/2017	150,000.00	.750	04/12/2018	150,000.00	346	150,000.00	.750	286
AG1705007	231113	3010	RUPRECHT FARM LLC	05/01/2017	100,000.00	.750	04/12/2018	100,000.00	346	100,000.00	.750	286

Run Date: 7/6/2017 5:11:19 AM

Investments Outstanding As Of Date: 6/30/2017

INVENTORY BY MATURITY REPORT

CUSIP	Investment #	Fund	Issuer	Purchase Date	Current Book	Current Rate	Maturity Date	Maturity Amount	Total Days From Purc	Current Par	YTM	Days to Maturity
AG1705015	231114	3010	SAMUEL BURKHOLDER	05/01/2017	60,000.00	.750	04/12/2018	60,000.00	346	60,000.00	.750	286
AG1705023	231115	3010	IVAN BURKHOLDER	05/01/2017	25,000.00	.750	04/12/2018	25,000.00	346	25,000.00	.750	286
AG1705031	231116	3010	KELLY MCKELVEY	05/01/2017	150,000.00	.750	04/12/2018	150,000.00	346	150,000.00	.750	286
AG1705254	231117	3010	BENJAMIN KLICK	05/01/2017	50,000.00	.750	04/12/2018	50,000.00	346	50,000.00	.750	286
AG1705262	231118	3010	CLINT J & CASSANDRA K KEE	05/01/2017	70,000.00	.750	04/12/2018	70,000.00	346	70,000.00	.750	286
AG1705270	231119	3010	JOHN & LINDA BADGER	05/01/2017	150,000.00	.750	04/12/2018	150,000.00	346	150,000.00	.750	286
AG1705288	231120	3010	JAMES AND LINDA MOSHER	05/01/2017	75,000.00	.750	04/12/2018	75,000.00	346	75,000.00	.750	286
AG1705296	231121	3010	DBA CANAAN AGRICULTURE	05/01/2017	20,000.00	.750	04/12/2018	20,000.00	346	20,000.00	.750	286
AG1705304	231122	3010	DONALD R AND JESSICA BAD	05/01/2017	120,000.00	.750	04/12/2018	120,000.00	346	120,000.00	.750	286
AG1705312	231123	3010	FOUR WINDS FARMS LTD	05/01/2017	125,000.00	.750	04/12/2018	125,000.00	346	125,000.00	.750	286
AG1705320	231124	3010	STEINER GRAIN FARMS AG SE	05/01/2017	120,000.00	.750	04/12/2018	120,000.00	346	120,000.00	.750	286
AG1705338	231125	3010	RUDY MAIBACH	05/01/2017	50,000.00	.750	04/12/2018	50,000.00	346	50,000.00	.750	286
AG1705346	231126	3010	PLEASANT VALE DAIRY INC	05/01/2017	150,000.00	.750	04/12/2018	150,000.00	346	150,000.00	.750	286
AG1705353	231127	3010	BENJAMIN AND MELISSA REH	05/01/2017	150,000.00	.750	04/12/2018	150,000.00	346	150,000.00	.750	286
AG1705361	231128	3010	SHADE CREEK FARMS	05/01/2017	150,000.00	.750	04/12/2018	150,000.00	346	150,000.00	.750	286
AG1705379	231129	3010	STEVEN AND ALYSON STEINE	05/01/2017	10,000.00	.750	04/12/2018	10,000.00	346	10,000.00	.750	286
AG1705387	231130	3010	SIMON YODER	05/01/2017	60,000.00	.750	04/12/2018	60,000.00	346	60,000.00	.750	286
AG1705395	231131	3010	BENJAMIN & JOANNA BALTZL	05/01/2017	10,000.00	.750	04/12/2018	10,000.00	346	10,000.00	.750	286
AG1705403	231132	3010	CANAAN CATTLE & GRAIN LLC	05/01/2017	42,000.00	.750	04/12/2018	42,000.00	346	42,000.00	.750	286
AG1705411	231133	3010	JAMES AND JANET KASSERMA	05/01/2017	100,000.00	.750	04/12/2018	100,000.00	346	100,000.00	.750	286
AG1705429	231134	3010	STEVE AND KATHY MARTIN	05/01/2017	125,000.00	.750	04/12/2018	125,000.00	346	125,000.00	.750	286
AG1705437	231135	3010	WILLIAM AND DARLA WEAVER	05/01/2017	80,000.00	.750	04/12/2018	80,000.00	346	80,000.00	.750	286
AG1705445	231136	3010	CRAIG T & LINDA L POWELL	05/01/2017	100,000.00	.750	04/12/2018	100,000.00	346	100,000.00	.750	286
AG1705452	231137	3010	DAVEL FARMS INC	05/01/2017	100,000.00	.750	04/12/2018	100,000.00	346	100,000.00	.750	286
AG1705460	231150	3010	ROBERT AND CYNTHIA FARQU	05/01/2017	150,000.00	.750	04/12/2018	150,000.00	346	150,000.00	.750	286
AG1705478	231151	3010	STEVE HOISINGTON	05/01/2017	150,000.00	.750	04/12/2018	150,000.00	346	150,000.00	.750	286
AG1705486	231152	3010	JERRY A & ANN M MCNEIL	05/01/2017	150,000.00	.750	04/12/2018	150,000.00	346	150,000.00	.750	286
AG1705494	231153	3010	RANDALL E AND SUE ANN BER	05/01/2017	95,000.00	.750	04/12/2018	95,000.00	346	95,000.00	.750	286
AG1705502	231154	3010	PARKER FARMS	05/01/2017	75,000.00	.750	04/12/2018	75,000.00	346	75,000.00	.750	286
AG1705510	231155	3010	CLAR LAIN FARM LLC	05/01/2017	150,000.00	.750	04/12/2018	150,000.00	346	150,000.00	.750	286
AG1705528	231156	3010	HERSHEY CROPLAND LLC	05/01/2017	10,000.00	.750	04/12/2018	10,000.00	346	10,000.00	.750	286
AG1705536	231157	3010	JENTES FARM OPERATIONS LL	05/01/2017	150,000.00	.750	04/12/2018	150,000.00	346	150,000.00	.750	286
AG1705544	231158	3010	MOOREFIELD FARMS	05/01/2017	150,000.00	.750	04/12/2018	150,000.00	346	150,000.00	.750	286

Run Date: 7/6/2017 5:11:19 AM

Investments Outstanding As Of Date: 6/30/2017

INVENTORY BY MATURITY REPORT

CUSIP	Investment #	Fund	Issuer	Purchase Date	Current Book	Current Rate	Maturity Date	Maturity Amount	Total Days From Purc	Current Par	YTM	Days to Maturity
AG1705551	231159	3010	REHM FARMS LLC	05/01/2017	150,000.00	.750	04/12/2018	150,000.00	346	150,000.00	.750	286
AG1705569	231160	3010	WILDWOOD LEGACY FARMS L	05/01/2017	25,000.00	.750	04/12/2018	25,000.00	346	25,000.00	.750	286
AG1705577	231161	3010	RICHARD L & BETHANY J GOO	05/01/2017	35,000.00	.750	04/12/2018	35,000.00	346	35,000.00	.750	286
AG1705585	231162	3010	JOSHUA D & MYLA A HERSHB	05/01/2017	60,000.00	.750	04/12/2018	60,000.00	346	60,000.00	.750	286
AG1705593	231163	3010	STEINERS CUSTOM FARMING	05/01/2017	100,000.00	.750	04/12/2018	100,000.00	346	100,000.00	.750	286
AG1705601	231164	3010	CARMONY FARMS LTD	05/01/2017	150,000.00	.750	04/12/2018	150,000.00	346	150,000.00	.750	286
AG1705619	231165	3010	CIRCLE J FARMS LLC	05/01/2017	150,000.00	.750	04/12/2018	150,000.00	346	150,000.00	.750	286
AG1705627	231166	3010	GASSER FARMS LLC	05/01/2017	150,000.00	.750	04/12/2018	150,000.00	346	150,000.00	.750	286
AG1705635	231167	3010	JENTES CUSTOM FARMING	05/01/2017	150,000.00	.750	04/12/2018	150,000.00	346	150,000.00	.750	286
AG1705643	231168	3010	ROBERT AND AMY GRABER	05/01/2017	75,000.00	.750	04/12/2018	75,000.00	346	75,000.00	.750	286
AG1705650	231169	3010	ROGER FEATHER	05/01/2017	100,000.00	.750	04/12/2018	100,000.00	346	100,000.00	.750	286
AG1705668	231170	3010	ARMFELT ACRES	05/01/2017	35,000.00	.750	04/12/2018	35,000.00	346	35,000.00	.750	286
AG1705676	231171	3010	JONATHAN AND ABBEY NORM	05/01/2017	90,000.00	.750	04/12/2018	90,000.00	346	90,000.00	.750	286
AG1705684	231172	3010	ROSEDALE VENTURES LLC	05/01/2017	150,000.00	.750	04/12/2018	150,000.00	346	150,000.00	.750	286
AG1705692	231173	3010	STEVEN AND SHAWN KACERS	05/01/2017	150,000.00	.750	04/12/2018	150,000.00	346	150,000.00	.750	286
AG1705700	231239	3010	R & S LAJTI FARMS	05/04/2017	100,000.00	.750	04/12/2018	100,000.00	343	100,000.00	.750	286
AG1705718	231240	3010	WILLIAM C. KOWALKA	05/04/2017	90,000.00	.750	04/12/2018	90,000.00	343	90,000.00	.750	286
AG1705726	231241	3010	CHARLES N. STEWART III	05/04/2017	90,000.00	.750	04/12/2018	90,000.00	343	90,000.00	.750	286
AG1705734	231865	3010	JAMES BALTZLY	06/26/2017	150,000.00	.750	04/12/2018	150,000.00	290	150,000.00	.750	286
AG1705742	231866	3010	HYLAND ACRES JERSEY LTD	06/26/2017	150,000.00	.750	04/12/2018	150,000.00	290	150,000.00	.750	286
AG1705759	231867	3010	JAMES ROGERS	06/26/2017	150,000.00	.750	04/12/2018	150,000.00	290	150,000.00	.750	286
AG1705767	231868	3010	CATAPADALE DAIRY LTD	06/26/2017	150,000.00	.750	04/12/2018	150,000.00	290	150,000.00	.750	286
3133EFJM0	224459	1010	FFCB DEBENTURE	10/19/2015	9,998,500.00	.930	04/13/2018	10,000,000.00	907	10,000,000.00	.936	287
LD1600484	226046	3050	CSM INC .150 4-13-18	04/15/2016	400,000.00	.150	04/13/2018	400,000.00	728	400,000.00	.150	287
LD1600492	226047	3050	ANTHONY P. KOULI .150 4-13-	04/15/2016	228,431.97	.150	04/13/2018	228,431.97	728	228,431.97	.150	287
LD1600500	226503	3050	AC SERVICE COMPA .150 4-20	04/21/2016	29,240.68	.150	04/20/2018	29,240.68	729	29,240.68	.150	294
3133ECMF8	213958	1010	FFCB DEBENTURE	04/24/2013	4,997,500.00	.980	04/24/2018	5,000,000.00	1826	5,000,000.00	.990	298
3133ECMF8	214126	1010	FFCB DEBENTURE	04/24/2013	9,990,000.00	.980	04/24/2018	10,000,000.00	1826	10,000,000.00	1.001	298
3133ECMF8	214149	1010	FFCB DEBENTURE	04/24/2013	4,993,750.00	.980	04/24/2018	5,000,000.00	1826	5,000,000.00	1.006	298
LD1600518	226558	3050	TRI-R DIES INC. .150 4-26-18	04/26/2016	78,724.87	.150	04/26/2018	78,724.87	730	78,724.87	.150	300
LD1600526	226559	3050	YOUNGSTOWN SERVI .150 4-2	04/26/2016	138,075.59	.150	04/26/2018	138,075.59	730	138,075.59	.150	300
3135G0WN9	214150	1010	FNMA DEBENTURE	04/30/2013	5,000,000.00	1.000	04/30/2018	5,000,000.00	1826	5,000,000.00	1.000	304
912828UZ1	214267	1020	US TREASURY NOTE	04/30/2013	24,941,406.25	.625	04/30/2018	25,000,000.00	1826	25,000,000.00	.673	304

Run Date: 7/6/2017 5:11:19 AM

Investments Outstanding As Of Date: 6/30/2017

INVENTORY BY MATURITY REPORT

CUSIP	Investment #	Fund	Issuer	Purchase Date	Current Book	Current Rate	Maturity Date	Maturity Amount	Total Days From Purc	Current Par	YTM	Days to Maturity
912828UZ1	214278	1020	US TREASURY NOTE	05/01/2013	49,886,718.75	.625	04/30/2018	50,000,000.00	1825	50,000,000.00	.671	304
912828UZ1	214323	1020	US TREASURY NOTE	05/06/2013	9,971,875.00	.625	04/30/2018	10,000,000.00	1820	10,000,000.00	.682	304
3136G1KD0	214445	1010	FNMA DEBENTURE	05/14/2013	9,975,000.00	1.000	04/30/2018	10,000,000.00	1812	10,000,000.00	1.052	304
3136G1KD0	214446	1010	FNMA DEBENTURE	05/14/2013	9,990,000.00	1.000	04/30/2018	10,000,000.00	1812	10,000,000.00	1.021	304
3136G1KD0	229469	1000	FNMA 1 04-30-18	02/03/2017	14,997,000.00	1.000	04/30/2018	15,000,000.00	451	15,000,000.00	1.016	304
037833AJ9	222889	1030	APPLE INC	06/09/2015	9,913,200.00	1.000	05/03/2018	10,000,000.00	1059	10,000,000.00	1.306	307
EC1602381	226698	3030	ADAM MUELLER .150 5-03-18	05/03/2016	220,493.00	.150	05/03/2018	220,493.00	730	220,493.00	.150	307
EC1602399	226737	3030	TOMAS K. AND CIN .150 5-04-	05/04/2016	50,000.00	.150	05/04/2018	50,000.00	730	50,000.00	.150	308
LD1600534	226740	3050	MOLYET FARM MARK .150 5-0	05/04/2016	170,127.75	.150	05/04/2018	170,127.75	730	170,127.75	.150	308
LD1600542	226755	3050	SCENE 75 ENTERTA .150 5-04-	05/06/2016	250,000.00	.150	05/04/2018	250,000.00	728	250,000.00	.150	308
3133ECNY6	214324	1010	FFCB DEBENTURE	05/08/2013	9,987,500.00	.950	05/08/2018	10,000,000.00	1826	10,000,000.00	.976	312
LD1600559	226782	3050	OHIO BRIDGE STRI .150 5-11-	05/11/2016	137,117.50	.150	05/11/2018	137,117.50	730	137,117.50	.150	315
LD1600567	226794	3050	MIDWEST PLASTICS .150 5-11	05/12/2016	50,396.31	.150	05/11/2018	50,396.31	729	50,396.31	.150	315
LD1600575	226795	3050	UNIVERSAL FARMS .150 5-11-	05/12/2016	300,000.00	.150	05/11/2018	300,000.00	729	300,000.00	.150	315
LD1600591	226819	3050	MIDWEST PLASTICS .150 5-17	05/17/2016	28,416.36	.150	05/17/2018	28,416.36	730	28,416.36	.150	321
LD1600617	226826	3050	T & T SPORTS LOU .150 5-18-	05/18/2016	52,220.55	.150	05/18/2018	52,220.55	730	52,220.55	.150	322
EC1602407	226830	3030	DAVID HUBBARD .150 5-18-18	05/18/2016	139,335.00	.150	05/18/2018	139,335.00	730	139,335.00	.150	322
EC1602415	226831	3030	CHAD SCHWINNEN .150 5-18-	05/18/2016	175,819.00	.150	05/18/2018	175,819.00	730	175,819.00	.150	322
EC1602423	226832	3030	GARY ECKERT .150 5-18-18	05/18/2016	150,000.00	.150	05/18/2018	150,000.00	730	150,000.00	.150	322
EC1602431	226833	3030	SHANNON MOORE .150 5-18-1	05/18/2016	169,375.00	.150	05/18/2018	169,375.00	730	169,375.00	.150	322
EC1602449	226834	3030	JOSEPH MCCOOL .150 5-18-18	05/18/2016	73,365.00	.150	05/18/2018	73,365.00	730	73,365.00	.150	322
EC1602456	226835	3030	MICHELLE KINCAID .150 5-18-	05/18/2016	224,000.00	.150	05/18/2018	224,000.00	730	224,000.00	.150	322
EC1602464	226836	3030	ROSWITHA SHOUP .150 5-18-	05/18/2016	30,950.00	.150	05/18/2018	30,950.00	730	30,950.00	.150	322
EC1602472	226837	3030	JAMES DALTON .150 5-18-18	05/18/2016	269,332.00	.150	05/18/2018	269,332.00	730	269,332.00	.150	322
EC1602480	226838	3030	LAWRENCE GINGERI .150 5-1	05/18/2016	146,205.00	.150	05/18/2018	146,205.00	730	146,205.00	.150	322
EC1602498	226840	3030	JILL CHUHA .150 5-18-18	05/18/2016	114,000.00	.150	05/18/2018	114,000.00	730	114,000.00	.150	322
EC1602506	226841	3030	MICHAEL SEARS .150 5-18-18	05/18/2016	199,955.00	.150	05/18/2018	199,955.00	730	199,955.00	.150	322
EC1602514	226842	3030	SCOTT COWAN .150 5-18-18	05/18/2016	196,000.00	.150	05/18/2018	196,000.00	730	196,000.00	.150	322
EC1602522	226843	3030	STANTON BOYCE .150 5-18-18	05/18/2016	210,000.00	.150	05/18/2018	210,000.00	730	210,000.00	.150	322
EC1602530	226844	3030	ALLEN & JUDITH K .150 5-18-	05/18/2016	67,875.00	.150	05/18/2018	67,875.00	730	67,875.00	.150	322
LD1600633	226938	3050	EDWARDS REALTY I .150 5-25	05/27/2016	50,000.00	.150	05/25/2018	50,000.00	728	50,000.00	.150	329
LD1600641	226940	3050	JUSTOP CARRY-OUT .150 5-25	05/27/2016	400,000.00	.150	05/25/2018	400,000.00	728	400,000.00	.150	329
LD1600625	226920	3050	DARI FREEZE .150 5-28-18	05/25/2016	31,345.80	.150	05/28/2018	31,345.80	733	31,345.80	.150	332

Run Date: 7/6/2017 5:11:19 AM

Investments Outstanding As Of Date: 6/30/2017

INVENTORY BY MATURITY REPORT

CUSIP	Investment #	Fund	Issuer	Purchase Date	Current Book	Current Rate	Maturity Date	Maturity Amount	Total Days From Purc	Current Par	YTM	Days to Maturity
912828R51	227100	1020	US TREASURY NOTE .875 5-31	06/23/2016	15,041,015.63	.875	05/31/2018	15,000,000.00	707	15,000,000.00	.733	335
46513CQK5	226867	1010	ISRAEL BOND (FLO 1.438 6-01	06/01/2016	10,000,000.00	1.938	06/01/2018	10,000,000.00	730	10,000,000.00	1.938	336
46513CLX2	226868	1010	ISRAEL BOND 1.530 6-01-18	06/01/2016	10,000,000.00	1.530	06/01/2018	10,000,000.00	730	10,000,000.00	1.530	336
LD1600658	226962	3050	HEITSCHE NORTH S .150 6-01	06/01/2016	223,489.00	.150	06/01/2018	223,489.00	730	223,489.00	.150	336
713448BH0	227936	1030	PEPSICO INC 5.000 6-01-18	09/07/2016	4,808,283.27	5.000	06/01/2018	4,501,000.00	632	4,501,000.00	1.016	336
31359MSD6	224168	1010	FNMA DEBENTURE	09/23/2015	7,349,571.38	4.600	06/05/2018	6,703,000.00	986	6,703,000.00	.971	340
EC1602555	226997	3030	MARK BUCKLER .150 6-08-18	06/08/2016	42,950.00	.150	06/08/2018	42,950.00	730	42,950.00	.150	343
EC1602548	226999	3030	KATHERINE TIRA .150 6-08-18	06/08/2016	55,500.00	.150	06/08/2018	55,500.00	730	55,500.00	.150	343
LD1600666	227031	3050	BONE BOYS BBQ & .150 6-14-	06/14/2016	183,719.49	.150	06/14/2018	183,719.49	730	183,719.49	.150	349
LD1600674	227033	3050	BONE BOYS BBQ & .150 6-14-	06/14/2016	19,523.42	.150	06/14/2018	19,523.42	730	19,523.42	.150	349
LD1600682	227034	3050	JONATHAN T EUCKE .150 6-14	06/14/2016	123,321.47	.150	06/14/2018	123,321.47	730	123,321.47	.150	349
LD1600690	227035	3050	ATHENA GRAND LLC .150 6-14	06/14/2016	400,000.00	.150	06/14/2018	400,000.00	730	400,000.00	.150	349
LD1600716	227062	3050	Little Learners .150 6-15-18	06/17/2016	249,545.53	.150	06/15/2018	249,545.53	728	249,545.53	.150	350
LD1600708	227063	3050	PLAZA LANES INC .150 6-15-1	06/17/2016	350,000.00	.150	06/15/2018	350,000.00	728	350,000.00	.150	350
3134G9VF1	231557	1000	FHLMC 1.06 06-22-18	05/26/2017	9,977,000.00	1.060	06/22/2018	10,000,000.00	392	10,000,000.00	1.276	357
3134G9VF1	231558	1000	FHLMC 1.06 06-22-18	05/26/2017	9,977,000.00	1.060	06/22/2018	10,000,000.00	392	10,000,000.00	1.276	357
166764AE0	224928	1030	CHEVRON CORP	12/15/2015	5,524,695.00	1.718	06/24/2018	5,500,000.00	922	5,500,000.00	1.536	359
313383HQ7	223895	1010	FHLB DEBENTURE	09/01/2015	5,617,080.00	1.200	06/27/2018	5,600,000.00	1030	5,600,000.00	1.090	362
EC1602563	227148	3030	TAD WILLIAMS .150 6-27-18	06/27/2016	130,725.00	.150	06/27/2018	130,725.00	730	130,725.00	.150	362
EC1602571	227149	3030	ROBERT JACKSON .150 6-27-1	06/27/2016	350,000.00	.150	06/27/2018	350,000.00	730	350,000.00	.150	362
EC1602589	227151	3030	RODNEY MYERS .150 6-27-18	06/27/2016	223,440.00	.150	06/27/2018	223,440.00	730	223,440.00	.150	362
EC1602597	227152	3030	GERALD HOOVER .150 6-27-1	06/27/2016	210,000.00	.150	06/27/2018	210,000.00	730	210,000.00	.150	362
EC1602605	227153	3030	SHELSEE BYRNES .150 6-27-1	06/27/2016	52,896.80	.150	06/27/2018	52,896.80	730	52,896.80	.150	362
EC1602613	227154	3030	RYAN GUNYAN .150 6-27-18	06/27/2016	175,000.00	.150	06/27/2018	175,000.00	730	175,000.00	.150	362
EC1602621	227155	3030	KENT YOUNG .150 6-27-18	06/27/2016	100,580.00	.150	06/27/2018	100,580.00	730	100,580.00	.150	362
EC1602639	227164	3030	ANNETTE STEVENS .150 6-28-	06/28/2016	30,710.00	.150	06/28/2018	30,710.00	730	30,710.00	.150	363
EC1602647	227165	3030	DALMAR HAMILTON .150 6-28	06/28/2016	52,405.00	.150	06/28/2018	52,405.00	730	52,405.00	.150	363
EC1602654	227166	3030	DEREK BROWN .150 6-28-18	06/28/2016	93,855.00	.150	06/28/2018	93,855.00	730	93,855.00	.150	363
EC1602662	227167	3030	MARJORIE PITCHER .150 6-28	06/28/2016	27,800.00	.150	06/28/2018	27,800.00	730	27,800.00	.150	363
EC1602670	227168	3030	KEITH RIFFLE .150 6-28-18	06/28/2016	234,425.00	.150	06/28/2018	234,425.00	730	234,425.00	.150	363
EC1602688	227169	3030	RONALD LIPPS .150 6-28-18	06/28/2016	125,000.00	.150	06/28/2018	125,000.00	730	125,000.00	.150	363
LD1700011	227287	3050	LAKESIDE PROPANE .150 7-11	07/11/2016	150,000.00	.150	07/11/2018	150,000.00	730	150,000.00	.150	376
02665WAW1	223967	1030	AMERICAN HONDA FINANCE C	09/14/2015	5,012,250.00	1.600	07/13/2018	5,000,000.00	1033	5,000,000.00	1.511	378

Run Date: 7/6/2017 5:11:19 AM

Investments Outstanding As Of Date: 6/30/2017

INVENTORY BY MATURITY REPORT

CUSIP	Investment #	Fund	Issuer	Purchase Date	Current Book	Current Rate	Maturity Date	Maturity Amount	Total Days From Purc	Current Par	YTM	Days to Maturity
89236TCP8	224946	1030	TOYOTA MOTOR CREDIT COR	12/17/2015	5,000,750.00	1.550	07/13/2018	5,000,000.00	939	5,000,000.00	1.544	378
LD1700029	227339	3050	ANGEL ANIMAL HOS .150 7-13	07/13/2016	209,308.01	.150	07/13/2018	209,308.01	730	209,308.01	.150	378
912828XK1	224607	1020	US TREASURY NOTE	10/30/2015	14,959,570.31	.875	07/15/2018	15,000,000.00	989	15,000,000.00	.976	380
3135G0E33	223485	1010	FNMA DEBENTURE	07/24/2015	9,996,200.00	1.125	07/20/2018	10,000,000.00	1092	10,000,000.00	1.138	385
EC1700011	227469	3030	ROLAND BAKER .150 7-25-18	07/25/2016	185,968.02	.150	07/25/2018	185,968.02	730	185,968.02	.150	390
EC1700029	227470	3030	KRISTOPHER HALEY .150 7-25	07/25/2016	180,000.00	.150	07/25/2018	180,000.00	730	180,000.00	.150	390
EC1700037	227471	3030	JEANNE STEPHENS .150 7-25-	07/25/2016	96,090.00	.150	07/25/2018	96,090.00	730	96,090.00	.150	390
EC1700045	227472	3030	JOHN WALLACE .150 7-25-18	07/25/2016	125,000.00	.150	07/25/2018	125,000.00	730	125,000.00	.150	390
EC1700052	227473	3030	JESSICA WARNOCK .150 7-25-	07/25/2016	45,630.00	.150	07/25/2018	45,630.00	730	45,630.00	.150	390
EC1700060	227474	3030	DOUGLAS WHITE .150 7-25-1	07/25/2016	112,500.00	.150	07/25/2018	112,500.00	730	112,500.00	.150	390
EC1700078	227475	3030	SARAH WILSON .150 7-25-18	07/25/2016	44,485.00	.150	07/25/2018	44,485.00	730	44,485.00	.150	390
EC1700086	227476	3030	GARRY WINGER .150 7-25-18	07/25/2016	30,750.00	.150	07/25/2018	30,750.00	730	30,750.00	.150	390
LD1700037	227488	3050	B & W WELDING I .150 7-26-1	07/26/2016	400,000.00	.150	07/26/2018	400,000.00	730	400,000.00	.150	391
0258M0DJ5	216492	1030	AMERICAN EXPRESS CREDIT C	01/22/2014	7,194,468.75	2.125	07/27/2018	7,125,000.00	1647	7,125,000.00	1.899	392
3130A5Z85	223381	1010	FHLB DEBENTURE	07/27/2015	9,000,000.00	1.250	07/27/2018	9,000,000.00	1096	9,000,000.00	1.250	392
3134G8XA2	226380	1010	FHLMC MEDIUM TER 1.000 7-	04/27/2016	10,000,000.00	1.000	07/27/2018	10,000,000.00	821	10,000,000.00	1.000	392
EC1700094	227524	3030	MICHAEL MONTGOME .150 7-	07/27/2016	350,000.00	.150	07/27/2018	350,000.00	730	350,000.00	.150	392
LD1700045	227525	3050	CHAGRIN VALLEY S .150 7-27-	07/27/2016	374,079.00	.150	07/27/2018	374,079.00	730	374,079.00	.150	392
EC1700102	227530	3030	DANIEL & SARAH G .150 7-27-	07/27/2016	73,870.00	.150	07/27/2018	73,870.00	730	73,870.00	.150	392
EC1700110	227531	3030	REAGAN BRISTOL .150 7-27-1	07/27/2016	234,500.00	.150	07/27/2018	234,500.00	730	234,500.00	.150	392
EC1700128	227532	3030	BRIAN VULPITTA .150 7-27-18	07/27/2016	348,747.00	.150	07/27/2018	348,747.00	730	348,747.00	.150	392
EC1700136	227533	3030	RONALD & ALMIRA .150 7-27-	07/27/2016	150,000.00	.150	07/27/2018	150,000.00	730	150,000.00	.150	392
EC1700144	227534	3030	WILLIAM LONNEMAN .150 7-2	07/27/2016	50,000.00	.150	07/27/2018	50,000.00	730	50,000.00	.150	392
EC1700151	227535	3030	LISA HILLMAN .150 7-27-18	07/27/2016	175,007.00	.150	07/27/2018	175,007.00	730	175,007.00	.150	392
EC1700169	227536	3030	ROBBIE BERGER .150 7-27-18	07/27/2016	193,438.00	.150	07/27/2018	193,438.00	730	193,438.00	.150	392
EC1700177	227537	3030	TRACIE SORVILLO .150 7-27-1	07/27/2016	47,200.00	.150	07/27/2018	47,200.00	730	47,200.00	.150	392
912828VQ0	227482	1020	US TREASURY NOTE 1.375 7-3	07/26/2016	20,248,437.50	1.375	07/31/2018	20,000,000.00	735	20,000,000.00	.752	396
0258M0DV8	227901	1030	AMERICAN EXPRESS 1.800 7-3	09/01/2016	10,092,900.00	1.800	07/31/2018	10,000,000.00	698	10,000,000.00	1.307	396
LD1700052	227629	3050	SUPERIOR STEEL S .150 8-03-	08/04/2016	149,457.56	.150	08/03/2018	149,457.56	729	149,457.56	.150	399
EC1700185	227639	3030	JESSICA STONECYP .150 8-03-	08/05/2016	60,250.00	.150	08/03/2018	60,250.00	728	60,250.00	.150	399
EC1700193	227640	3030	JOSEPH EPERJESI .150 8-03-1	08/05/2016	42,437.90	.150	08/03/2018	42,437.90	728	42,437.90	.150	399
EC1700201	227641	3030	JAMES SIKORA .150 8-03-18	08/05/2016	34,975.00	.150	08/03/2018	34,975.00	728	34,975.00	.150	399
3130A8Y80	227769	1010	FHLB DEBENTURE .875 8-08-1	08/17/2016	9,992,500.00	.875	08/08/2018	10,000,000.00	721	10,000,000.00	.913	404

Run Date: 7/6/2017 5:11:19 AM

Investments Outstanding As Of Date: 6/30/2017

INVENTORY BY MATURITY REPORT

CUSIP	Investment #	Fund	Issuer	Purchase Date	Current Book	Current Rate	Maturity Date	Maturity Amount	Total Days From Purc	Current Par	YTM	Days to Maturity
3130A8Y80	227856	1010	FHLB DEBENTURE .875 8-08-1	08/25/2016	4,995,000.00	.875	08/08/2018	5,000,000.00	713	5,000,000.00	.927	404
084664BY6	223336	1030	BERKSHIRE HATHAWAY INC	07/16/2015	12,358,550.88	2.000	08/15/2018	12,168,000.00	1126	12,168,000.00	1.478	411
EC1700219	227748	3030	STEVEN MYERS .150 8-15-18	08/15/2016	65,000.00	.150	08/15/2018	65,000.00	730	65,000.00	.150	411
EC1700227	227749	3030	FRANCIS FREDETTE .150 8-15	08/15/2016	138,390.00	.150	08/15/2018	138,390.00	730	138,390.00	.150	411
EC1700235	227750	3030	MATTHEW FLANNERY .150 8-1	08/15/2016	29,920.00	.150	08/15/2018	29,920.00	730	29,920.00	.150	411
EC1700243	227751	3030	JOHN & KAREN RUF .150 8-15	08/15/2016	79,000.00	.150	08/15/2018	79,000.00	730	79,000.00	.150	411
EC1700250	227752	3030	MARK BARNO .150 8-15-18	08/15/2016	179,718.00	.150	08/15/2018	179,718.00	730	179,718.00	.150	411
EC1700268	227753	3030	TODD BACON .150 8-15-18	08/15/2016	110,000.00	.150	08/15/2018	110,000.00	730	110,000.00	.150	411
EC1700276	227754	3030	KARA BEASLEY .150 8-15-18	08/15/2016	39,375.00	.150	08/15/2018	39,375.00	730	39,375.00	.150	411
EC1700284	227778	3030	JEREMY NIXON .150 8-17-18	08/17/2016	17,000.00	.150	08/17/2018	17,000.00	730	17,000.00	.150	413
EC1700292	227779	3030	ROBERT JOHNSON .150 8-17-	08/17/2016	30,800.00	.150	08/17/2018	30,800.00	730	30,800.00	.150	413
EC1700300	227780	3030	DAVID & CYNTHIA .150 8-17-1	08/17/2016	236,680.00	.150	08/17/2018	236,680.00	730	236,680.00	.150	413
EC1700318	227781	3030	ELI RIEGLE .150 8-17-18	08/17/2016	72,500.00	.150	08/17/2018	72,500.00	730	72,500.00	.150	413
EC1700326	227782	3030	CHAD WHILDING .150 8-17-18	08/17/2016	210,000.00	.150	08/17/2018	210,000.00	730	210,000.00	.150	413
EC1700334	227783	3030	PHILIP-SHIRLEY Y .150 8-17-1	08/17/2016	102,500.00	.150	08/17/2018	102,500.00	730	102,500.00	.150	413
EC1700342	227784	3030	DAVID FRAGALE .150 8-17-18	08/17/2016	335,160.00	.150	08/17/2018	335,160.00	730	335,160.00	.150	413
EC1700359	227817	3030	SCOTT WIDEMANN .150 8-17-	08/19/2016	350,000.00	.150	08/17/2018	350,000.00	728	350,000.00	.150	413
EC1700367	227818	3030	JAMES WIPARINA .150 8-17-1	08/19/2016	29,265.00	.150	08/17/2018	29,265.00	728	29,265.00	.150	413
EC1700375	227819	3030	ROBIN HOUCK .150 8-17-18	08/19/2016	75,000.00	.150	08/17/2018	75,000.00	728	75,000.00	.150	413
EC1700383	227820	3030	CHARLES LINDAMOO .150 8-1	08/19/2016	56,955.00	.150	08/17/2018	56,955.00	728	56,955.00	.150	413
EC1700391	227821	3030	SAMUEL HALL .150 8-17-18	08/19/2016	100,000.00	.150	08/17/2018	100,000.00	728	100,000.00	.150	413
EC1700409	227822	3030	RAYMOND L FORBES .150 8-1	08/19/2016	70,265.00	.150	08/17/2018	70,265.00	728	70,265.00	.150	413
EC1700417	227823	3030	BARBARA WOLFE BR .150 8-1	08/19/2016	100,000.00	.150	08/17/2018	100,000.00	728	100,000.00	.150	413
EC1700425	227829	3030	SCOTT ROBERTS .150 8-22-18	08/22/2016	50,000.00	.150	08/22/2018	50,000.00	730	50,000.00	.150	418
EC1700433	227830	3030	ERIC JENSEN .150 8-22-18	08/22/2016	97,170.00	.150	08/22/2018	97,170.00	730	97,170.00	.150	418
EC1700441	227831	3030	CAREY PUCKETT .150 8-22-18	08/22/2016	77,095.00	.150	08/22/2018	77,095.00	730	77,095.00	.150	418
EC1700458	227832	3030	STEVEN MARKOVICH .150 8-2	08/22/2016	115,665.00	.150	08/22/2018	115,665.00	730	115,665.00	.150	418
EC1700466	227833	3030	RONALD KIDD .150 8-22-18	08/22/2016	350,000.00	.150	08/22/2018	350,000.00	730	350,000.00	.150	418
EC1700474	227834	3030	JOSEPH CUSIMANO .150 8-22-	08/22/2016	81,335.00	.150	08/22/2018	81,335.00	730	81,335.00	.150	418
EC1700482	227835	3030	MARY SHIELDS .150 8-22-18	08/22/2016	349,496.00	.150	08/22/2018	349,496.00	730	349,496.00	.150	418
EC1700490	227889	3030	JAMES WIGINGTON .150 8-24-	08/26/2016	46,500.00	.150	08/24/2018	46,500.00	728	46,500.00	.150	420
3130A4DP4	224482	1010	FHLB DEBENTURE	10/20/2015	5,053,100.00	1.300	08/27/2018	5,000,000.00	1042	5,000,000.00	.922	423
912828RE2	218776	1020	US TREASURY NOTE	08/15/2014	25,156,250.00	1.500	08/31/2018	25,000,000.00	1477	25,000,000.00	1.341	427

Run Date: 7/6/2017 5:11:19 AM

Investments Outstanding As Of Date: 6/30/2017

INVENTORY BY MATURITY REPORT

CUSIP	Investment #	Fund	Issuer	Purchase Date	Current Book	Current Rate	Maturity Date	Maturity Amount	Total Days From Purc	Current Par	YTM	Days to Maturity
3133EFCN5	223965	1010	FFCB DEBENTURE	09/14/2015	9,978,900.00	1.100	09/04/2018	10,000,000.00	1086	10,000,000.00	1.172	431
14912L5T4	216405	1030	CATERPILLAR FIN SERV CORP	01/08/2014	5,093,550.00	2.450	09/06/2018	5,000,000.00	1702	5,000,000.00	2.027	433
3133EGTH8	227951	1010	FFCB DEBENTURE 1.030 9-06-	09/06/2016	9,997,500.00	1.030	09/06/2018	10,000,000.00	730	10,000,000.00	1.043	433
LD1700060	227962	3050	ITHKICAN ENTERPR .150 9-06	09/06/2016	215,821.64	.150	09/06/2018	215,821.64	730	215,821.64	.150	433
RE1700013	227971	3040	WHITE DOVE MATTR .150 9-0	09/07/2016	550,000.00	.150	09/07/2018	550,000.00	730	550,000.00	.150	434
EC1700508	227972	3030	JOSEPH NAGY .150 9-07-18	09/07/2016	75,000.00	.150	09/07/2018	75,000.00	730	75,000.00	.150	434
3130A6AE7	224520	1010	FHLB DEBENTURE	10/22/2015	10,055,800.00	1.125	09/14/2018	10,000,000.00	1058	10,000,000.00	.929	441
LD1700078	228053	3050	MENKE BROS. CONS .150 9-14	09/16/2016	123,334.63	.150	09/14/2018	123,334.63	728	123,334.63	.150	441
3135G0YM9	220797	1010	FNMA DEBENTURE	02/06/2015	20,544,400.00	1.875	09/18/2018	20,000,000.00	1320	20,000,000.00	1.105	445
EC1700516	228084	3030	DARL HARKLEROAD .150 9-20	09/20/2016	261,002.56	.150	09/20/2018	261,002.56	730	261,002.56	.150	447
LD1700086	228146	3050	TIMBERWOODS CAMP .150 9-	09/27/2016	100,000.00	.150	09/27/2018	100,000.00	730	100,000.00	.150	454
EC1700524	228147	3030	VIRGINIA FOX .150 9-27-18	09/27/2016	181,895.00	.150	09/27/2018	181,895.00	730	181,895.00	.150	454
EC1700532	228148	3030	PETER CROWLEY .150 9-27-18	09/27/2016	204,332.70	.150	09/27/2018	204,332.70	730	204,332.70	.150	454
EC1700540	228149	3030	PAUL HICKS .150 9-27-18	09/27/2016	350,000.00	.150	09/27/2018	350,000.00	730	350,000.00	.150	454
EC1700557	228150	3030	DAVID MOES .150 9-27-18	09/27/2016	41,485.00	.150	09/27/2018	41,485.00	730	41,485.00	.150	454
EC1700565	228151	3030	ABIGAIL NORRIS T .150 9-27-	09/27/2016	175,007.00	.150	09/27/2018	175,007.00	730	175,007.00	.150	454
EC1700573	228153	3030	JOSHUA SCHMIDT .150 9-27-1	09/27/2016	76,935.00	.150	09/27/2018	76,935.00	730	76,935.00	.150	454
EC1700581	228154	3030	JUSTIN AND KELLY .150 9-27-	09/27/2016	135,000.00	.150	09/27/2018	135,000.00	730	135,000.00	.150	454
EC1700599	228155	3030	ROXANNE DUDLEY .150 9-27-	09/27/2016	210,000.00	.150	09/27/2018	210,000.00	730	210,000.00	.150	454
EC1700607	228156	3030	COLIN VOGT .150 9-27-18	09/27/2016	189,000.00	.150	09/27/2018	189,000.00	730	189,000.00	.150	454
EC1700615	228157	3030	RENE MILLER .150 9-27-18	09/27/2016	350,000.00	.150	09/27/2018	350,000.00	730	350,000.00	.150	454
3130A7HV0	225714	1010	FHLB DEBENTURE	03/28/2016	7,496,250.00	1.125	09/28/2018	7,500,000.00	914	7,500,000.00	1.145	455
EC1700623	228164	3030	KELLY JONS .150 9-28-18	09/28/2016	125,000.00	.150	09/28/2018	125,000.00	730	125,000.00	.150	455
EC1700631	228165	3030	MATHEW WADE .150 9-28-18	09/28/2016	29,145.00	.150	09/28/2018	29,145.00	730	29,145.00	.150	455
EC1700649	228166	3030	KELLY GARRETT & .150 9-28-1	09/28/2016	213,605.00	.150	09/28/2018	213,605.00	730	213,605.00	.150	455
EC1700656	228167	3030	LORETTA ALFORD .150 9-28-1	09/28/2016	79,990.00	.150	09/28/2018	79,990.00	730	79,990.00	.150	455
EC1700664	228168	3030	THOMAS CADENHEAD .150 9-	09/28/2016	309,344.00	.150	09/28/2018	309,344.00	730	309,344.00	.150	455
EC1700672	228169	3030	SUZANNE SERRATO .150 9-28-	09/28/2016	150,000.00	.150	09/28/2018	150,000.00	730	150,000.00	.150	455
EC1700680	228170	3030	THOMAS DEWITT .150 9-28-1	09/28/2016	210,000.00	.150	09/28/2018	210,000.00	730	210,000.00	.150	455
EC1700698	228171	3030	MARVIN EILERMAN .150 9-28-	09/28/2016	350,000.00	.150	09/28/2018	350,000.00	730	350,000.00	.150	455
EC1700706	228172	3030	MATTHEW CAWLEY .150 9-28-	09/28/2016	245,000.00	.150	09/28/2018	245,000.00	730	245,000.00	.150	455
LD1700094	228183	3050	TEAMONE BEC LLC .150 9-28-	09/28/2016	240,000.00	.150	09/28/2018	240,000.00	730	240,000.00	.150	455
912828RH5	216344	1020	US TREASURY NOTE	12/24/2013	24,750,000.00	1.375	09/30/2018	25,000,000.00	1741	25,000,000.00	1.594	457

Run Date: 7/6/2017 5:11:19 AM

Investments Outstanding As Of Date: 6/30/2017

INVENTORY BY MATURITY REPORT

CUSIP	Investment #	Fund	Issuer	Purchase Date	Current Book	Current Rate	Maturity Date	Maturity Amount	Total Days From Purc	Current Par	YTM	Days to Maturity
3130A9AE1	228263	1010	FHLB DEBENTURE .875 10-01-	10/11/2016	9,991,000.00	.875	10/01/2018	10,000,000.00	720	10,000,000.00	.921	458
LD1700102	228250	3050	ITHKICAN ENTERPR .150 10-0	10/06/2016	75,604.38	.150	10/05/2018	75,604.38	729	75,604.38	.150	462
EC1700714	228260	3030	WENDY CLINE .150 10-05-18	10/07/2016	29,081.00	.150	10/05/2018	29,081.00	728	29,081.00	.150	462
EC1700722	228262	3030	ZACHARY PRICE .150 10-05-1	10/07/2016	60,000.00	.150	10/05/2018	60,000.00	728	60,000.00	.150	462
LD1700110	228273	3050	ELITE NATURESCAP .150 10-1	10/11/2016	213,000.00	.150	10/11/2018	213,000.00	730	213,000.00	.150	468
LD1700128	228316	3050	HJR NEWLON LLC .150 10-12-	10/12/2016	230,584.94	.150	10/12/2018	230,584.94	730	230,584.94	.150	469
880591EQ1	218162	1010	TVA DEBENTURE	06/23/2014	10,061,300.00	1.750	10/15/2018	10,000,000.00	1575	10,000,000.00	1.602	472
912828L81	227785	1020	US TREASURY NOTE .875 10-1	08/18/2016	25,048,828.13	.875	10/15/2018	25,000,000.00	788	25,000,000.00	.783	472
3133EFJE8	224343	1010	FFCB DEBENTURE	10/19/2015	15,000,000.00	1.070	10/19/2018	15,000,000.00	1096	15,000,000.00	1.070	476
LD1700136	228388	3050	PRINTEX INC .150 10-12-18	10/21/2016	258,444.80	.150	10/19/2018	258,444.80	728	258,444.80	.150	476
LD1700144	228389	3050	LISA BROWNING DD .150 10-1	10/21/2016	233,914.24	.150	10/19/2018	233,914.24	728	233,914.24	.150	476
89236TAY1	227597	1030	TOYOTA MOTOR CRE 2.000 10	08/05/2016	10,207,600.00	2.000	10/24/2018	10,000,000.00	810	10,000,000.00	1.051	481
EC1700730	228427	3030	Todd Hunt .150 10-26-18	10/26/2016	70,000.00	.150	10/26/2018	70,000.00	730	70,000.00	.150	483
EC1700748	228430	3030	William Dusseau .150 10-26-1	10/26/2016	350,000.00	.150	10/26/2018	350,000.00	730	350,000.00	.150	483
EC1700755	228431	3030	Dennis Marvich .150 10-26-18	10/26/2016	95,040.00	.150	10/26/2018	95,040.00	730	95,040.00	.150	483
EC1700763	228432	3030	Jennifer Johnson .150 10-26-1	10/26/2016	347,200.00	.150	10/26/2018	347,200.00	730	347,200.00	.150	483
EC1700771	228433	3030	Jeffery Berg .150 10-26-18	10/26/2016	67,500.00	.150	10/26/2018	67,500.00	730	67,500.00	.150	483
EC1700789	228434	3030	David Snook .150 10-26-18	10/26/2016	92,765.00	.150	10/26/2018	92,765.00	730	92,765.00	.150	483
EC1700797	228451	3030	JESSE DICKERSON .150 10-26	10/27/2016	250,000.00	.150	10/26/2018	250,000.00	729	250,000.00	.150	483
EC1700805	228452	3030	LORNA WILLIAMSON .150 10-	10/27/2016	119,960.00	.150	10/26/2018	119,960.00	729	119,960.00	.150	483
EC1700813	228453	3030	JERREL BLANKENSH .150 10-2	10/27/2016	64,500.00	.150	10/26/2018	64,500.00	729	64,500.00	.150	483
EC1700821	228454	3030	JOHN-DANEILLE GW .150 10-2	10/27/2016	206,696.00	.150	10/26/2018	206,696.00	729	206,696.00	.150	483
EC1700839	228455	3030	MICHAEL MCANGUS .150 10-2	10/27/2016	329,000.00	.150	10/26/2018	329,000.00	729	329,000.00	.150	483
EC1700847	228456	3030	MARY RUGGIERI .150 10-26-1	10/27/2016	96,464.55	.150	10/26/2018	96,464.55	729	96,464.55	.150	483
EC1700854	228457	3030	JOSEPH RAQUEPAW .150 10-2	10/27/2016	114,205.00	.150	10/26/2018	114,205.00	729	114,205.00	.150	483
EC1700862	228458	3030	BARBARA FRENCH .150 10-26-	10/27/2016	133,380.00	.150	10/26/2018	133,380.00	729	133,380.00	.150	483
EC1700870	228472	3030	BENJAMIN BEDORE .150 10-2	10/28/2016	120,000.00	.150	10/26/2018	120,000.00	728	120,000.00	.150	483
EC1700888	228473	3030	RICHARD BROWN .150 10-26-	10/28/2016	72,500.00	.150	10/26/2018	72,500.00	728	72,500.00	.150	483
EC1700896	228474	3030	MICHAEL FERDINAN .150 10-2	10/28/2016	25,000.00	.150	10/26/2018	25,000.00	728	25,000.00	.150	483
EC1700904	228475	3030	CHRISTOPHER MILN .150 10-2	10/28/2016	308,682.50	.150	10/26/2018	308,682.50	728	308,682.50	.150	483
EC1700912	228476	3030	CYNTHIA WINSLOW .150 10-2	10/28/2016	150,000.00	.150	10/26/2018	150,000.00	728	150,000.00	.150	483
LD1700151	228477	3050	VOSS BROTHERS SA .150 10-2	10/28/2016	400,000.00	.150	10/26/2018	400,000.00	728	400,000.00	.150	483
3136G2PF8	224413	1010	FNMA DEBENTURE	10/29/2015	9,996,100.00	1.125	10/29/2018	10,000,000.00	1096	10,000,000.00	1.138	486

Run Date: 7/6/2017 5:11:19 AM

Investments Outstanding As Of Date: 6/30/2017

INVENTORY BY MATURITY REPORT

CUSIP	Investment #	Fund	Issuer	Purchase Date	Current Book	Current Rate	Maturity Date	Maturity Amount	Total Days From Purc	Current Par	YTM	Days to Maturity
3136G2PF8	224519	1010	FNMA DEBENTURE	10/29/2015	5,000,000.00	1.125	10/29/2018	5,000,000.00	1096	5,000,000.00	1.125	486
3136G02M2	217550	1010	FNMA DEBENTURE	04/22/2014	9,788,400.00	1.180	10/30/2018	10,000,000.00	1652	10,000,000.00	1.668	487
912828WD8	224000	1020	US TREASURY NOTE	09/15/2015	20,117,968.75	1.250	10/31/2018	20,000,000.00	1142	20,000,000.00	1.058	488
LD1700169	228490	3050	JUST MIKES JERK .150 10-31-	10/31/2016	37,897.11	.150	10/31/2018	37,897.11	730	37,897.11	.150	488
191216BF6	223545	1030	COCA COLA COMPANY	07/31/2015	6,360,068.80	1.650	11/01/2018	6,320,000.00	1189	6,320,000.00	1.449	489
LD1700177	228503	3050	BENROTH ENTERPRI .150 11-	11/01/2016	200,000.00	.150	11/01/2018	200,000.00	730	200,000.00	.150	489
LD1700185	228504	3050	3B VENTURES LLC .150 11-01-	11/01/2016	200,000.00	.150	11/01/2018	200,000.00	730	200,000.00	.150	489
594918BF0	226991	1030	MICROSOFT CORP 1.300 11-0	06/10/2016	11,850,360.00	1.300	11/03/2018	11,775,000.00	876	11,775,000.00	1.029	491
69353RET1	228094	1030	PNC BANK NA 1.800 11-05-1	09/23/2016	5,046,200.00	1.800	11/05/2018	5,000,000.00	773	5,000,000.00	1.355	493
LD1700201	228586	3050	4-K TIRE INC .150 10-12-18	11/08/2016	350,649.52	.150	11/08/2018	350,649.52	730	350,649.52	.150	496
LD1700193	228587	3050	KIDS COUNT INC. .150 11-08-	11/08/2016	26,152.59	.150	11/08/2018	26,152.59	730	26,152.59	.150	496
EC1700920	228597	3030	LARRY KLEILEIN .150 11-09-1	11/09/2016	163,541.00	.150	11/09/2018	163,541.00	730	163,541.00	.150	497
EC1700938	228598	3030	JOSEPH BROWNFIEL .150 11-	11/09/2016	34,475.00	.150	11/09/2018	34,475.00	730	34,475.00	.150	497
EC1700946	228599	3030	MICHELLE HULL .150 11-09-18	11/09/2016	150,000.00	.150	11/09/2018	150,000.00	730	150,000.00	.150	497
EC1700953	228600	3030	CHARLES KURTH .150 11-09-1	11/09/2016	201,950.00	.150	11/09/2018	201,950.00	730	201,950.00	.150	497
91159HHE3	216674	1030	US BANCORP	02/18/2014	15,070,500.00	1.950	11/15/2018	15,000,000.00	1731	15,000,000.00	1.846	503
LD1700219	228672	3050	MAZZULO ENTERPRI .150 11-1	11/17/2016	127,516.69	.150	11/16/2018	127,516.69	729	127,516.69	.150	504
3133EF3T2	226539	1010	FFCB DEBENTURE .850 11-19-	04/25/2016	4,982,300.00	.850	11/19/2018	5,000,000.00	938	5,000,000.00	.990	507
3135G0YT4	224518	1010	FNMA DEBENTURE	10/22/2015	15,307,350.00	1.625	11/27/2018	15,000,000.00	1132	15,000,000.00	.952	515
EC1700961	228741	3030	JAMES VANSKY	11/28/2016	68,890.00	.150	11/28/2018	68,890.00	730	68,890.00	.150	516
EC1700987	228742	3030	DANIELLE FLOSLER-LUSSIER	11/28/2016	103,965.00	.150	11/28/2018	103,965.00	730	103,965.00	.150	516
EC1700979	228743	3030	JOHN TANSEY	11/28/2016	350,000.00	.150	11/28/2018	350,000.00	730	350,000.00	.150	516
EC1700995	228744	3030	DAVID WHEELAND	11/28/2016	314,762.84	.150	11/28/2018	314,762.84	730	314,762.84	.150	516
EC1701001	228745	3030	MICHAEL WHITE	11/28/2016	350,000.00	.150	11/28/2018	350,000.00	730	350,000.00	.150	516
EC1701019	228746	3030	DOUGLAS TYO	11/28/2016	105,000.00	.150	11/28/2018	105,000.00	730	105,000.00	.150	516
EC1701027	228747	3030	EDWARD HOAR	11/28/2016	260,036.00	.150	11/28/2018	260,036.00	730	260,036.00	.150	516
EC1701035	228758	3030	DAVID NERONI	11/29/2016	100,000.00	.150	11/29/2018	100,000.00	730	100,000.00	.150	517
EC1701043	228759	3030	JAMES WISEMAN	11/29/2016	75,000.00	.150	11/29/2018	75,000.00	730	75,000.00	.150	517
EC1701050	228760	3030	LOIS BROWN	11/29/2016	50,000.00	.150	11/29/2018	50,000.00	730	50,000.00	.150	517
EC1701068	228761	3030	BETTE KLEIN	11/29/2016	75,000.00	.150	11/29/2018	75,000.00	730	75,000.00	.150	517
EC1701084	228763	3030	PATRICK BRAY	11/29/2016	192,115.00	.150	11/29/2018	192,115.00	730	192,115.00	.150	517
EC1701092	228764	3030	THOMAS DAVID KNAPP	11/29/2016	155,000.00	.150	11/29/2018	155,000.00	730	155,000.00	.150	517
EC1701100	228765	3030	ALAN KNOWLES	11/29/2016	103,140.00	.150	11/29/2018	103,140.00	730	103,140.00	.150	517

Run Date: 7/6/2017 5:11:19 AM

Investments Outstanding As Of Date: 6/30/2017

INVENTORY BY MATURITY REPORT

CUSIP	Investment #	Fund	Issuer	Purchase Date	Current Book	Current Rate	Maturity Date	Maturity Amount	Total Days From Purc	Current Par	YTM	Days to Maturity
EC1701118	228766	3030	ROGER BALLERINO	11/29/2016	51,230.00	.150	11/29/2018	51,230.00	730	51,230.00	.150	517
EC1701126	228767	3030	PHILIP GROSS	11/29/2016	350,000.00	.150	11/29/2018	350,000.00	730	350,000.00	.150	517
EC1701134	228794	3030	LARRY SLUSHER	11/29/2016	67,500.00	.150	11/29/2018	67,500.00	730	67,500.00	.150	517
912828A34	219352	1020	US TREASURY NOTE	10/21/2014	10,014,843.75	1.250	11/30/2018	10,000,000.00	1501	10,000,000.00	1.213	518
EC1701142	228800	3030	CAITLYN MARSHFIELD	12/02/2016	62,350.00	.150	11/30/2018	62,350.00	728	62,350.00	.150	518
LD1700227	228811	3050	BATAVIA DAIRY QUEEN	12/05/2016	136,838.12	.150	12/05/2018	136,838.12	730	136,838.12	.150	523
EC1701159	228829	3030	JAMES BRUMBAUGH	12/07/2016	196,250.00	.150	12/07/2018	196,250.00	730	196,250.00	.150	525
EC1701167	228840	3030	RENEE WHITED	12/08/2016	278,555.83	.150	12/07/2018	278,555.83	729	278,555.83	.150	525
LD1700243	228857	3050	CLOUSE ELECTRIC INC	12/12/2016	268,963.19	.150	12/12/2018	268,963.19	730	268,963.19	.150	530
313376BR5	218296	1010	FHLB DEBENTURE	07/02/2014	15,023,265.50	1.750	12/14/2018	14,890,000.00	1626	14,890,000.00	1.541	532
EC1701175	228891	3030	FAITH YODER	12/15/2016	90,000.00	.150	12/14/2018	90,000.00	729	90,000.00	.150	532
LD1700250	228903	3050	BURREY INSURANCE AGENCY	12/16/2016	400,000.00	.150	12/14/2018	400,000.00	728	400,000.00	.150	532
EC1701191	228904	3030	AUSTIN MEHL	12/16/2016	60,000.00	.150	12/14/2018	60,000.00	728	60,000.00	.150	532
EC1701183	228905	3030	ASHFAQ AHMED	12/16/2016	250,000.00	.150	12/14/2018	250,000.00	728	250,000.00	.150	532
931142DJ9	222968	1030	WAL-MART STORES	06/16/2015	7,278,851.84	1.950	12/15/2018	7,171,000.00	1278	7,171,000.00	1.507	533
912828N22	225011	1020	US TREASURY NOTE	12/22/2015	9,992,187.50	1.250	12/15/2018	10,000,000.00	1089	10,000,000.00	1.277	533
EC1701209	228916	3030	LAURA BLUEBAUGH	12/19/2016	41,325.00	.150	12/19/2018	41,325.00	730	41,325.00	.150	537
EC1701217	228917	3030	EDWARD BOSE JR	12/19/2016	178,500.00	.150	12/19/2018	178,500.00	730	178,500.00	.150	537
EC1701225	228918	3030	STEPHEN FRANCIS	12/19/2016	350,000.00	.150	12/19/2018	350,000.00	730	350,000.00	.150	537
EC1701233	228919	3030	ROBIN HORTH	12/19/2016	106,250.00	.150	12/19/2018	106,250.00	730	106,250.00	.150	537
EC1701241	228920	3030	JASON MIKES	12/19/2016	190,000.00	.150	12/19/2018	190,000.00	730	190,000.00	.150	537
EC1701258	228921	3030	SHELDON STUTZMAN	12/19/2016	114,800.00	.150	12/19/2018	114,800.00	730	114,800.00	.150	537
EC1701266	228922	3030	PAUL SWEENEY	12/19/2016	64,500.00	.150	12/19/2018	64,500.00	730	64,500.00	.150	537
EC1701274	228923	3030	JANICE WILSON	12/19/2016	150,000.00	.150	12/19/2018	150,000.00	730	150,000.00	.150	537
EC1701282	228924	3030	JOSEPH ZIMMERMAN	12/19/2016	31,405.00	.150	12/19/2018	31,405.00	730	31,405.00	.150	537
EC1701290	228925	3030	WENDY CLINE	12/19/2016	174,486.00	.150	12/19/2018	174,486.00	730	174,486.00	.150	537
EC1701308	228961	3030	ROBERT CROWDER	12/22/2016	74,165.00	.150	12/21/2018	74,165.00	729	74,165.00	.150	539
EC1701316	228962	3030	DOMINIC ESPOSITO	12/22/2016	175,007.00	.150	12/21/2018	175,007.00	729	175,007.00	.150	539
EC1701324	228963	3030	SAM HAND	12/22/2016	130,000.00	.150	12/21/2018	130,000.00	729	130,000.00	.150	539
EC1701332	228964	3030	WESLEY LEWIS	12/22/2016	184,436.00	.150	12/21/2018	184,436.00	729	184,436.00	.150	539
EC1701340	228965	3030	JOSEPH LOVETT	12/22/2016	350,000.00	.150	12/21/2018	350,000.00	729	350,000.00	.150	539
EC1701357	228966	3030	STEPHEN ROSHON	12/22/2016	150,000.00	.150	12/21/2018	150,000.00	729	150,000.00	.150	539
EC1701365	228967	3030	CURTIS SCOTT	12/22/2016	115,000.00	.150	12/21/2018	115,000.00	729	115,000.00	.150	539

Run Date: 7/6/2017 5:11:19 AM

Investments Outstanding As Of Date: 6/30/2017

INVENTORY BY MATURITY REPORT

CUSIP	Investment #	Fund	Issuer	Purchase Date	Current Book	Current Rate	Maturity Date	Maturity Amount	Total Days From Purc	Current Par	YTM	Days to Maturity
EC1701373	228968	3030	DON SHAFER	12/22/2016	197,050.00	.150	12/21/2018	197,050.00	729	197,050.00	.150	539
EC1701381	228969	3030	ANGELA SMITH	12/22/2016	51,500.00	.150	12/21/2018	51,500.00	729	51,500.00	.150	539
EC1701399	228982	3030	PETER WALKER	12/23/2016	47,299.75	.150	12/21/2018	47,299.75	728	47,299.75	.150	539
EC1701407	228983	3030	CHRISTOPHER STOLL	12/23/2016	107,060.00	.150	12/21/2018	107,060.00	728	107,060.00	.150	539
LD1700268	228991	3050	TP TECH LLC	12/27/2016	186,464.15	.150	12/27/2018	186,464.15	730	186,464.15	.150	545
3134G8TN9	226733	1010	FHLMC MEDIUM TER 1.150 12	05/05/2016	9,112,922.00	1.150	12/28/2018	9,100,000.00	967	9,100,000.00	1.095	546
LD1700276	229024	3050	SADLER CORPORATION	12/29/2016	100,000.00	.150	12/28/2018	100,000.00	729	100,000.00	.150	546
912828RY8	223894	1020	US TREASURY NOTE	09/01/2015	25,161,132.81	1.375	12/31/2018	25,000,000.00	1217	25,000,000.00	1.177	549
912828U99	229011	1020	T 1 1-4 12-31-18	01/03/2017	9,993,750.00	1.250	12/31/2018	10,000,000.00	727	10,000,000.00	1.282	549
EC1701415	229067	3030	MELISSA LAZUKA	01/05/2017	121,575.00	.150	01/04/2019	121,575.00	729	121,575.00	.150	553
LD1700284	229166	3050	DEBANDALE PRINTING INC	01/11/2017	32,000.00	.500	01/11/2019	32,000.00	730	32,000.00	.500	560
94974BFQ8	216671	1030	WELLS FARGO & CO	02/14/2014	5,035,050.00	2.150	01/15/2019	5,000,000.00	1796	5,000,000.00	2.000	564
94974BFQ8	227595	1030	WELLS FARGO & CO 2.150 1-1	08/05/2016	9,467,361.04	2.150	01/15/2019	9,272,000.00	893	9,272,000.00	1.272	564
LD1700292	229288	3050	NAILS 90 NAILS & SPA LLC	01/24/2017	341,496.20	.150	01/24/2019	341,496.20	730	341,496.20	.150	573
EC1701423	229327	3030	MARK ROGERS	01/26/2017	200,195.00	.150	01/25/2019	200,195.00	729	200,195.00	.150	574
EC1701522	229328	3030	JAMES BURCHAM	01/26/2017	74,750.00	.150	01/25/2019	74,750.00	729	74,750.00	.150	574
EC1701431	229329	3030	LOUIS THOMPSON	01/26/2017	350,000.00	.150	01/25/2019	350,000.00	729	350,000.00	.150	574
EC1701530	229330	3030	CHARLES WORKMAN	01/26/2017	200,000.00	.150	01/25/2019	200,000.00	729	200,000.00	.150	574
EC1701449	229331	3030	MITCHELL CONN	01/26/2017	109,700.00	.150	01/25/2019	109,700.00	729	109,700.00	.150	574
EC1701548	229332	3030	MELVIN JONES	01/26/2017	111,500.00	.150	01/25/2019	111,500.00	729	111,500.00	.150	574
EC1701456	229333	3030	ADAM GERBER	01/26/2017	80,000.00	.150	01/25/2019	80,000.00	729	80,000.00	.150	574
EC1701555	229334	3030	DEBORAH TANAKA	01/26/2017	323,260.00	.150	01/25/2019	323,260.00	729	323,260.00	.150	574
EC1701464	229335	3030	MARGARET ANN GOODMAN	01/26/2017	140,560.00	.150	01/25/2019	140,560.00	729	140,560.00	.150	574
EC1701563	229336	3030	SHAYNE HARVEY	01/26/2017	276,500.00	.150	01/25/2019	276,500.00	729	276,500.00	.150	574
EC1701472	229337	3030	WILLIAM BURSLEY	01/26/2017	24,900.00	.150	01/25/2019	24,900.00	729	24,900.00	.150	574
EC1701571	229338	3030	ANTHONY RYNO	01/26/2017	350,000.00	.150	01/25/2019	350,000.00	729	350,000.00	.150	574
EC1701480	229339	3030	WILLIAM FOOTE	01/26/2017	122,500.00	.150	01/25/2019	122,500.00	729	122,500.00	.150	574
EC1701589	229340	3030	JANE USHER	01/26/2017	50,000.00	.150	01/25/2019	50,000.00	729	50,000.00	.150	574
EC1701498	229341	3030	PATRICIA LARSON	01/26/2017	53,195.00	.150	01/25/2019	53,195.00	729	53,195.00	.150	574
EC1701597	229342	3030	DAVID KRALL	01/26/2017	236,250.00	.150	01/25/2019	236,250.00	729	236,250.00	.150	574
EC1701506	229343	3030	RICKEY RULMAN	01/26/2017	267,274.00	.150	01/25/2019	267,274.00	729	267,274.00	.150	574
EC1701605	229344	3030	RYAN LONG	01/26/2017	245,000.00	.150	01/25/2019	245,000.00	729	245,000.00	.150	574
EC1701514	229345	3030	FRED WAGNER	01/26/2017	51,575.00	.150	01/25/2019	51,575.00	729	51,575.00	.150	574

Run Date: 7/6/2017 5:11:19 AM

Investments Outstanding As Of Date: 6/30/2017

INVENTORY BY MATURITY REPORT

CUSIP	Investment #	Fund	Issuer	Purchase Date	Current Book	Current Rate	Maturity Date	Maturity Amount	Total Days From Purc	Current Par	YTM	Days to Maturity
EC1701613	229346	3030	ROBERT KRAMB	01/26/2017	75,000.00	.150	01/25/2019	75,000.00	729	75,000.00	.150	574
46625HJR2	216670	1030	JP MORGAN CHASE & CO	02/14/2014	10,028,100.00	2.350	01/28/2019	10,000,000.00	1809	10,000,000.00	2.290	577
3135G0G31	224548	1010	FNMA DEBENTURE	10/29/2015	10,000,000.00	1.200	01/29/2019	10,000,000.00	1188	10,000,000.00	1.200	578
3134G92B2	228019	1010	FHLMC DEBENTURE .950 1-30	09/14/2016	14,985,000.00	.950	01/30/2019	15,000,000.00	868	15,000,000.00	.993	579
912828SD3	221891	1020	US TREASURY NOTE	04/17/2015	25,156,250.00	1.250	01/31/2019	25,000,000.00	1385	25,000,000.00	1.081	580
LD1700300	229422	3050	J.A. MCMAHON INC.	01/31/2017	400,000.00	.500	01/31/2019	400,000.00	730	400,000.00	.500	580
LD1700318	229474	3050	HOFFMANN GOTTFRIED MACK	02/03/2017	350,527.40	.500	02/01/2019	350,527.40	728	350,527.40	.500	581
LD1700326	229511	3050	WON LEASING LLC.	02/08/2017	138,494.50	.150	02/08/2019	138,494.50	730	138,494.50	.150	588
LD1700334	229536	3050	PREMIER INTEGRATION	02/09/2017	96,523.85	.150	02/08/2019	96,523.85	729	96,523.85	.150	588
459200HT1	224247	1030	IBM CORP	09/29/2015	3,029,550.00	1.950	02/12/2019	3,000,000.00	1232	3,000,000.00	1.648	592
LD1700342	229573	3050	VERDI S ITALIAN MRKT BELCI	02/14/2017	209,177.09	.150	02/14/2019	209,177.09	730	209,177.09	.150	594
912828P53	227867	1020	US TREASURY NOTE .750 2-15	08/26/2016	14,971,875.00	.750	02/15/2019	15,000,000.00	903	15,000,000.00	.827	595
912828P53	228236	1020	US TREASURY NOTE .750 2-15	10/06/2016	9,960,937.50	.750	02/15/2019	10,000,000.00	862	10,000,000.00	.918	595
3133EFC96	225478	1010	FFCB DEBENTURE	02/19/2016	9,990,000.00	1.140	02/19/2019	10,000,000.00	1096	10,000,000.00	1.174	599
EC1701647	229654	3030	TIMOTHY SNODGRASS	02/21/2017	99,075.00	.150	02/21/2019	99,075.00	730	99,075.00	.150	601
EC1701654	229656	3030	BRYAN STORK	02/21/2017	78,585.00	.150	02/21/2019	78,585.00	730	78,585.00	.150	601
EC1701670	229657	3030	AMY HARRUFF	02/21/2017	70,000.00	.150	02/21/2019	70,000.00	730	70,000.00	.150	601
EC1701662	229659	3030	ALLAN KING	02/21/2017	266,000.00	.150	02/21/2019	266,000.00	730	266,000.00	.150	601
EC1701688	229660	3030	DOUGLAS EVANS	02/21/2017	150,000.00	.150	02/21/2019	150,000.00	730	150,000.00	.150	601
EC1701621	229662	3030	CATHERINE SWAMI	02/21/2017	117,845.00	.500	02/21/2019	117,845.00	730	117,845.00	.500	601
EC1701639	229664	3030	JASON KOUVARAS	02/21/2017	75,000.00	.500	02/21/2019	75,000.00	730	75,000.00	.500	601
037833BQ2	227596	1030	APPLE INC 1.700 2-22-19	08/05/2016	10,165,500.00	1.700	02/22/2019	10,000,000.00	931	10,000,000.00	1.040	602
713448DE5	227713	1030	PEPSICO INC 1.500 2-22-19	08/16/2016	3,090,368.72	1.500	02/22/2019	3,053,000.00	920	3,053,000.00	1.006	602
02665WBA8	227852	1030	AMERICAN HONDA F 1.700 2-	08/26/2016	4,556,875.84	1.700	02/22/2019	4,496,000.00	910	4,496,000.00	1.147	602
EC1701696	229695	3030	SHANE BROOKE	02/23/2017	200,000.00	.500	02/22/2019	200,000.00	729	200,000.00	.500	602
EC1701704	229697	3030	GEORGE GOLEY	02/23/2017	41,275.00	.150	02/22/2019	41,275.00	729	41,275.00	.150	602
EC1701712	229698	3030	BJORN KEMPER	02/23/2017	105,000.00	.150	02/22/2019	105,000.00	729	105,000.00	.150	602
EC1701720	229700	3030	CHRISTOPHER MCGEE	02/23/2017	343,518.00	.150	02/22/2019	343,518.00	729	343,518.00	.150	602
EC1701738	229702	3030	JON & AMY RIGGS	02/23/2017	169,054.60	.150	02/22/2019	169,054.60	729	169,054.60	.150	602
EC1701746	229703	3030	JON DURRENBERG	02/23/2017	245,000.00	.150	02/22/2019	245,000.00	729	245,000.00	.150	602
EC1701753	229705	3030	JEREMY EVERDING	02/23/2017	100,000.00	.150	02/22/2019	100,000.00	729	100,000.00	.150	602
3135G0J46	225444	1010	FNMA DEBENTURE 1.25	02/26/2016	10,000,000.00	1.250	02/26/2019	10,000,000.00	1096	10,000,000.00	1.250	606
3135G0J53	225693	1010	FNMA DEBENTURE	03/11/2016	9,959,600.00	1.000	02/26/2019	10,000,000.00	1082	10,000,000.00	1.139	606

Run Date: 7/6/2017 5:11:19 AM

Investments Outstanding As Of Date: 6/30/2017

INVENTORY BY MATURITY REPORT

CUSIP	Investment #	Fund	Issuer	Purchase Date	Current Book	Current Rate	Maturity Date	Maturity Amount	Total Days From Purc	Current Par	YTM	Days to Maturity
EC1701761	229729	3030	EDWARD GOEDDE	02/27/2017	221,536.00	.500	02/27/2019	221,536.00	730	221,536.00	.500	607
EC1701779	229730	3030	MATTHEW SLOAT	02/27/2017	252,000.00	.500	02/27/2019	252,000.00	730	252,000.00	.500	607
EC1701787	229731	3030	DAVID AND AMBER RADER	02/27/2017	61,625.00	.150	02/27/2019	61,625.00	730	61,625.00	.150	607
EC1701795	229732	3030	STEVEN LAPE	02/27/2017	73,785.00	.500	02/27/2019	73,785.00	730	73,785.00	.500	607
912828C24	216891	1020	US TREASURY NOTE	03/17/2014	24,945,312.50	1.500	02/28/2019	25,000,000.00	1809	25,000,000.00	1.546	608
LD1700359	229750	3050	QUALITY PANEL LLC	02/28/2017	51,287.00	.500	02/28/2019	51,287.00	730	51,287.00	.500	608
LD1700367	229751	3050	HOUSE OF ROSE N GARDEN	02/28/2017	202,488.79	.500	02/28/2019	202,488.79	730	202,488.79	.500	608
LD1700375	229784	3050	OHIO CUSTOM DOOR LLC	03/02/2017	138,307.00	.500	03/01/2019	138,307.00	729	138,307.00	.500	609
LD1700383	229813	3050	FABRIZIO and SHULTZ LLC	03/03/2017	250,000.00	.500	03/01/2019	250,000.00	728	250,000.00	.500	609
LD1700417	230174	3050	SOUTHWOOD LUMBERandPAL	03/29/2017	400,000.00	.500	03/01/2019	400,000.00	702	400,000.00	.500	609
3133782M2	218010	1010	FHLB DEBENTURE	06/06/2014	7,462,275.00	1.500	03/08/2019	7,500,000.00	1736	7,500,000.00	1.610	616
313378QK0	218393	1010	FHLB DEBENTURE	07/14/2014	10,128,500.00	1.875	03/08/2019	10,000,000.00	1698	10,000,000.00	1.587	616
19416QEF3	223616	1030	COLGATE PALMOLIVE CO	08/07/2015	11,720,515.40	1.750	03/15/2019	11,660,000.00	1316	11,660,000.00	1.601	623
3133EDVK5	219667	1010	FFCB DEBENTURE	11/17/2014	10,063,800.00	1.750	03/18/2019	10,000,000.00	1582	10,000,000.00	1.597	626
LD1700391	230087	3050	HUMBERT SANITARY SERVICE	03/24/2017	90,011.81	.150	03/22/2019	90,011.81	728	90,011.81	.150	630
EC1701803	230088	3030	ROBERT KARL	03/24/2017	85,182.50	.500	03/22/2019	85,182.50	728	85,182.50	.500	630
LD1700409	230101	3050	PACKED FOR PARADISE INC	03/27/2017	60,000.00	.500	03/27/2019	60,000.00	730	60,000.00	.500	635
EC1701811	230102	3030	JULIE JABLONOWSKI	03/27/2017	189,000.00	.500	03/27/2019	189,000.00	730	189,000.00	.500	635
EC1701829	230103	3030	CARL MARLEY	03/27/2017	328,440.00	.500	03/27/2019	328,440.00	730	328,440.00	.500	635
EC1701837	230104	3030	DREW STAFFORD	03/27/2017	87,500.00	.500	03/27/2019	87,500.00	730	87,500.00	.500	635
EC1701845	230105	3030	TREVOR CASTO	03/27/2017	50,000.00	.500	03/27/2019	50,000.00	730	50,000.00	.500	635
EC1701852	230106	3030	JASON CERVENEC	03/27/2017	64,375.00	.500	03/27/2019	64,375.00	730	64,375.00	.500	635
EC1701860	230107	3030	MIKEL LYDY	03/27/2017	92,347.05	.150	03/27/2019	92,347.05	730	92,347.05	.150	635
EC1701878	230108	3030	GREGORY HITZHUSEN	03/27/2017	350,000.00	.500	03/27/2019	350,000.00	730	350,000.00	.500	635
EC1701886	230109	3030	GEORGE FERKINS	03/27/2017	350,000.00	.150	03/27/2019	350,000.00	730	350,000.00	.150	635
EC1701894	230110	3030	LINDA ISSEL	03/27/2017	223,930.00	.150	03/27/2019	223,930.00	730	223,930.00	.150	635
RE1700021	230132	3040	VILLAGE HARDWARE INC	03/27/2017	213,622.38	.150	03/27/2019	213,622.38	730	213,622.38	.150	635
3134G8QE2	225694	1010	FHLMC MEDIUM TERM NOTE	03/29/2016	5,000,000.00	1.300	03/29/2019	5,000,000.00	1095	5,000,000.00	1.300	637
912828C65	223324	1020	US TREASURY NOTE	07/13/2015	15,165,234.38	1.625	03/31/2019	15,000,000.00	1357	15,000,000.00	1.320	639
912828C65	225010	1020	US TREASURY NOTE	12/22/2015	10,081,250.00	1.625	03/31/2019	10,000,000.00	1195	10,000,000.00	1.370	639
46513CSG2	225996	1010	ISRAEL BOND	04/15/2016	7,500,000.00	2.140	04/01/2019	7,500,000.00	1081	7,500,000.00	2.140	640
46513CTG1	225997	1010	ISRAEL FLOATER	04/15/2016	7,500,000.00	2.238	04/01/2019	7,500,000.00	1081	7,500,000.00	2.238	640
46513XAT7	230150	1010	ISRAEL BOND	04/03/2017	11,200,000.00	2.110	04/01/2019	11,200,000.00	728	11,200,000.00	2.110	640

Run Date: 7/6/2017 5:11:19 AM

Investments Outstanding As Of Date: 6/30/2017

INVENTORY BY MATURITY REPORT

CUSIP	Investment #	Fund	Issuer	Purchase Date	Current Book	Current Rate	Maturity Date	Maturity Amount	Total Days From Purc	Current Par	YTM	Days to Maturity
LD1700425	230219	3050	FLOHR MACHINE COMPANY	04/03/2017	300,000.00	.500	04/03/2019	300,000.00	730	300,000.00	.500	642
3134G8TL3	225910	1010	FHLMC MULTI STEP COUPON	04/04/2016	5,955,000.00	1.250	04/04/2019	5,955,000.00	1095	5,955,000.00	1.250	643
3134GAQM9	228220	1010	FHLMC MEDIUM TER 1.020 4-	10/05/2016	5,500,000.00	1.020	04/04/2019	5,500,000.00	911	5,500,000.00	1.020	643
3133EGJW6	227354	1010	FFCB DEBENTURE 1.030 4-05-	07/15/2016	6,993,000.00	1.030	04/05/2019	7,000,000.00	994	7,000,000.00	1.067	644
LD1700433	230275	3050	NATIONAL GRANITE LUXURIE	04/05/2017	400,000.00	.750	04/05/2019	400,000.00	730	400,000.00	.750	644
LD1700441	230287	3050	THE DAAVLIN DISTRIBUTING	04/06/2017	400,000.00	.750	04/05/2019	400,000.00	729	400,000.00	.750	644
LD1700458	230305	3050	LEADING EDGE DENTAL LABO	04/07/2017	24,299.63	.750	04/05/2019	24,299.63	728	24,299.63	.750	644
EC1701902	230319	3030	CHRISTOPHER HARMON	04/10/2017	45,000.00	.750	04/10/2019	45,000.00	730	45,000.00	.750	649
LD1700466	230385	3050	J&O PLASTICS INC.	04/13/2017	400,000.00	.750	04/12/2019	400,000.00	729	400,000.00	.750	651
912828Q52	228469	1020	US TREASURY NOTE .875 4-15	10/31/2016	9,975,781.25	.875	04/15/2019	10,000,000.00	896	10,000,000.00	.975	654
94974BFV7	217623	1030	WELLS FARGO & CO	04/28/2014	7,027,510.00	1.613	04/22/2019	7,000,000.00	1820	7,000,000.00	1.413	661
LD1700474	230952	3050	THE MARQUARD COMPANY	04/24/2017	313,000.00	.750	04/24/2019	313,000.00	730	313,000.00	.750	663
91159HHH6	217801	1030	US BANCORP	05/12/2014	8,957,672.00	2.200	04/25/2019	8,900,000.00	1809	8,900,000.00	2.062	664
3134G8XP9	225940	1010	FHLMC MEDIUM TERM NOTE	04/26/2016	5,000,000.00	1.150	04/26/2019	5,000,000.00	1095	5,000,000.00	1.150	665
EC1701910	231036	3030	KATHERINE HARALSON	04/27/2017	67,402.45	.750	04/26/2019	67,402.45	729	67,402.45	.750	665
EC1701928	231044	3030	DUANE GRIFFAW	04/27/2017	30,000.00	.750	04/26/2019	30,000.00	729	30,000.00	.750	665
EC1701936	231045	3030	RYAN HELLWIG	04/27/2017	250,495.00	.750	04/26/2019	250,495.00	729	250,495.00	.750	665
EC1701944	231046	3030	JONATHAN SABO	04/27/2017	55,675.00	.750	04/26/2019	55,675.00	729	55,675.00	.750	665
EC1701951	231047	3030	MICHAEL APKING	04/27/2017	29,375.00	.750	04/26/2019	29,375.00	729	29,375.00	.750	665
EC1701969	231048	3030	ROBERT MUELLER	04/27/2017	276,500.00	.750	04/26/2019	276,500.00	729	276,500.00	.750	665
EC1701977	231050	3030	MATTHEW GARY	04/27/2017	81,430.00	.750	04/26/2019	81,430.00	729	81,430.00	.750	665
EC1701985	231051	3030	DANNY YAHINI	04/27/2017	90,704.70	.750	04/26/2019	90,704.70	729	90,704.70	.750	665
912828D23	222731	1020	US TREASURY NOTE	05/27/2015	15,186,328.13	1.625	04/30/2019	15,000,000.00	1434	15,000,000.00	1.299	669
912828ST8	225563	1020	US TREASURY NOTE	02/25/2016	10,117,187.50	1.250	04/30/2019	10,000,000.00	1160	10,000,000.00	.875	669
LD1700482	231259	3050	ENVIROSCAPE ECM LTD	05/04/2017	384,390.45	.750	05/03/2019	384,390.45	729	384,390.45	.750	672
037833AQ3	227020	1030	APPLE INC 2.100 5-06-19	06/15/2016	9,240,431.68	2.100	05/06/2019	9,014,000.00	1055	9,014,000.00	1.213	675
LD1700490	231279	3050	WRIGHT TIRE & AUTO LLC	05/08/2017	200,000.00	.750	05/08/2019	200,000.00	730	200,000.00	.750	677
LD1700508	231325	3050	HICKORY LANE WELDING LTD	05/09/2017	400,000.00	.750	05/09/2019	400,000.00	730	400,000.00	.750	678
459200JE2	227048	1030	IBM CORP 1.800 5-17-19	06/20/2016	5,083,800.00	1.800	05/17/2019	5,000,000.00	1061	5,000,000.00	1.211	686
EC1701993	231543	3030	DUSTIN GRIME	05/25/2017	175,007.00	.750	05/24/2019	175,007.00	729	175,007.00	.750	693
EC1702009	231544	3030	MICHAEL WHITE	05/25/2017	50,255.00	.750	05/24/2019	50,255.00	729	50,255.00	.750	693
EC1702017	231545	3030	JOHN RUMANCIK	05/25/2017	73,970.00	.750	05/24/2019	73,970.00	729	73,970.00	.750	693
EC1702025	231546	3030	TRAVIS ANDERSON	05/25/2017	175,854.00	.750	05/24/2019	175,854.00	729	175,854.00	.750	693

Run Date: 7/6/2017 5:11:19 AM

Investments Outstanding As Of Date: 6/30/2017

INVENTORY BY MATURITY REPORT

CUSIP	Investment #	Fund	Issuer	Purchase Date	Current Book	Current Rate	Maturity Date	Maturity Amount	Total Days From Purc	Current Par	YTM	Days to Maturity
EC1702033	231547	3030	MICHAEL PETRAS	05/25/2017	202,370.00	.750	05/24/2019	202,370.00	729	202,370.00	.750	693
EC1702041	231548	3030	CURTIS CHIPPS	05/25/2017	259,539.00	.750	05/24/2019	259,539.00	729	259,539.00	.750	693
EC1702058	231549	3030	RYAN MCCARTHY	05/25/2017	78,500.00	.750	05/24/2019	78,500.00	729	78,500.00	.750	693
3130A92Y6	227851	1010	FHLB DEBENTURE 1.030 5-28-	08/30/2016	10,000,000.00	1.030	05/28/2019	10,000,000.00	1001	10,000,000.00	1.030	697
3137EADG1	224014	1010	FHLMC DEBENTURE	09/16/2015	10,125,900.00	1.750	05/30/2019	10,000,000.00	1352	10,000,000.00	1.400	699
EC1702066	231571	3030	SARA CLARK	05/30/2017	35,000.00	.750	05/30/2019	35,000.00	730	35,000.00	.750	699
EC1702074	231572	3030	WILLIAM BARWINSKI	05/30/2017	175,007.00	.750	05/30/2019	175,007.00	730	175,007.00	.750	699
EC1702082	231573	3030	THOMAS GREENE	05/30/2017	75,000.00	.750	05/30/2019	75,000.00	730	75,000.00	.750	699
EC1702090	231574	3030	ANDY LEE	05/30/2017	115,400.00	.750	05/30/2019	115,400.00	730	115,400.00	.750	699
EC1702108	231575	3030	REED RICHMOND	05/30/2017	75,000.00	.750	05/30/2019	75,000.00	730	75,000.00	.750	699
EC1702116	231576	3030	MARK PAVUK	05/30/2017	181,986.42	.750	05/30/2019	181,986.42	730	181,986.42	.750	699
LD1700516	231604	3050	WING IT NORTH LLC	05/30/2017	400,000.00	.750	05/30/2019	400,000.00	730	400,000.00	.750	699
912828WL0	223852	1020	US TREASURY NOTE	08/26/2015	25,261,718.75	1.500	05/31/2019	25,000,000.00	1374	25,000,000.00	1.214	700
LD1700524	231625	3050	ONLINE ENGINEERING CORP.	06/02/2017	201,639.50	.750	05/31/2019	201,639.50	728	201,639.50	.750	700
46513G4K0	217934	1010	ISRAEL BOND	06/01/2014	15,000,000.00	3.060	06/01/2019	15,000,000.00	1826	15,000,000.00	3.060	701
594918AC8	222587	1030	MICROSOFT CORP	05/19/2015	13,697,869.63	4.200	06/01/2019	12,413,000.00	1474	12,413,000.00	1.543	701
LD1700532	231643	3050	J. MCCOY LUMBER CO. LTD	06/05/2017	400,000.00	.750	06/05/2019	400,000.00	730	400,000.00	.750	705
3136G3AQ8	225597	1010	FNMA DEBENTURE	03/07/2016	15,000,000.00	1.320	06/07/2019	15,000,000.00	1187	15,000,000.00	1.320	707
88579YAG6	223087	1030	3 M CO	06/25/2015	4,979,900.00	1.625	06/15/2019	5,000,000.00	1451	5,000,000.00	1.730	715
912828R85	227896	1020	US TREASURY NOTE .875 6-15	08/30/2016	14,978,320.31	.875	06/15/2019	15,000,000.00	1019	15,000,000.00	.927	715
3135G0ZE6	221582	1010	FNMA DEBENTURE	04/08/2015	10,196,100.00	1.750	06/20/2019	10,000,000.00	1534	10,000,000.00	1.269	720
3135G0ZE6	223764	1010	FNMA DEBENTURE	08/18/2015	10,129,900.00	1.750	06/20/2019	10,000,000.00	1402	10,000,000.00	1.401	720
LD1700540	231848	3050	EVERYDAY HOMECARE	06/23/2017	201,301.03	1.000	06/21/2019	201,301.03	728	201,301.03	1.000	721
EC1702124	231884	3030	ERIC SCOTT	06/27/2017	113,510.00	1.000	06/27/2019	113,510.00	730	113,510.00	1.000	727
EC1702132	231885	3030	STEPHEN LO	06/27/2017	67,695.00	1.000	06/27/2019	67,695.00	730	67,695.00	1.000	727
EC1702140	231886	3030	ARNOLD ADLER II	06/27/2017	67,880.00	1.000	06/27/2019	67,880.00	730	67,880.00	1.000	727
EC1702157	231887	3030	ZACHARY SWISHER	06/27/2017	329,000.00	1.000	06/27/2019	329,000.00	730	329,000.00	1.000	727
EC1702165	231888	3030	JEREMY BIZJAK	06/27/2017	83,750.00	1.000	06/27/2019	83,750.00	730	83,750.00	1.000	727
LD1700557	231889	3050	TOP OF THE VIADUCT RESTA	06/27/2017	50,000.00	1.000	06/27/2019	50,000.00	730	50,000.00	1.000	727
EC1702173	231890	3030	PELAYO MONTOTO	06/27/2017	53,300.00	1.000	06/27/2019	53,300.00	730	53,300.00	1.000	727
EC1702181	231891	3030	JOHN STORK	06/27/2017	30,000.00	1.000	06/27/2019	30,000.00	730	30,000.00	1.000	727
EC1702199	231892	3030	NEIL SHARROW	06/27/2017	69,000.00	1.000	06/27/2019	69,000.00	730	69,000.00	1.000	727
EC1702207	231893	3030	JOHN MARUNA	06/27/2017	315,000.00	1.000	06/27/2019	315,000.00	730	315,000.00	1.000	727

Run Date: 7/6/2017 5:11:19 AM

Investments Outstanding As Of Date: 6/30/2017

INVENTORY BY MATURITY REPORT

CUSIP	Investment #	Fund	Issuer	Purchase Date	Current Book	Current Rate	Maturity Date	Maturity Amount	Total Days From Purc	Current Par	YTM	Days to Maturity
EC1702215	231895	3030	MARGARETHA IZZO	06/27/2017	111,390.00	1.000	06/27/2019	111,390.00	730	111,390.00	1.000	727
EC1702223	231897	3030	MATT WEDEL	06/27/2017	166,135.00	1.000	06/27/2019	166,135.00	730	166,135.00	1.000	727
EC1702231	231922	3030	MICHAEL HENRY	06/29/2017	136,385.80	1.000	06/28/2019	136,385.80	729	136,385.80	1.000	728
EC1702249	231923	3030	JESSICA RUSSELL	06/29/2017	14,640.00	1.000	06/28/2019	14,640.00	729	14,640.00	1.000	728
EC1702256	231924	3030	JILL TALLEY	06/29/2017	30,500.00	1.000	06/28/2019	30,500.00	729	30,500.00	1.000	728
EC1702264	231927	3030	MICHAEL PAMPANINI	06/29/2017	96,125.00	1.000	06/28/2019	96,125.00	729	96,125.00	1.000	728
EC1702272	231928	3030	WILLIAM ELLIOTT	06/29/2017	50,000.00	1.000	06/28/2019	50,000.00	729	50,000.00	1.000	728
EC1702280	231929	3030	BETTY MCGLONE	06/29/2017	91,255.00	1.000	06/28/2019	91,255.00	729	91,255.00	1.000	728
EC1702298	231930	3030	TRACY INTIHAR	06/29/2017	350,000.00	1.000	06/28/2019	350,000.00	729	350,000.00	1.000	728
EC1702306	231931	3030	ADAM SMITH	06/29/2017	86,400.00	1.000	06/28/2019	86,400.00	729	86,400.00	1.000	728
EC1702314	231932	3030	JEFFREY DRAKE	06/29/2017	185,451.00	1.000	06/28/2019	185,451.00	729	185,451.00	1.000	728
912828WS5	218410	1020	US TREASURY NOTE	07/15/2014	24,942,382.81	1.625	06/30/2019	25,000,000.00	1811	25,000,000.00	1.674	730
589331AN7	227611	1030	MERCK & CO INC 5.000 6-30-1	08/08/2016	14,429,965.80	5.000	06/30/2019	13,007,000.00	1056	13,007,000.00	1.146	730
69353RDD7	223743	1030	PNC BANK NA	08/18/2015	10,038,000.00	2.250	07/02/2019	10,000,000.00	1414	10,000,000.00	2.147	732
69353RDD7	223746	1030	PNC BANK NA	08/18/2015	5,018,800.00	2.250	07/02/2019	5,000,000.00	1414	5,000,000.00	2.148	732
69353RDD7	230149	1030	PNC 2 1-4 07-02-19 BKNT	03/31/2017	3,156,429.60	2.250	07/02/2019	3,132,000.00	823	3,132,000.00	1.894	732
912828S43	227623	1020	US TREASURY NOTE .750 7-15	08/05/2016	14,994,726.56	.750	07/15/2019	15,000,000.00	1074	15,000,000.00	.762	745
89236TBP9	224245	1030	TOYOTA MOTOR CREDIT COR	09/29/2015	5,029,100.00	2.125	07/18/2019	5,000,000.00	1388	5,000,000.00	1.965	748
89236TBP9	227685	1030	TOYOTA MOTOR CRE 2.125 7-	08/12/2016	5,125,600.00	2.125	07/18/2019	5,000,000.00	1070	5,000,000.00	1.250	748
3136G3D51	227556	1010	FNMA DEBENTURE 1.250 7-26	07/29/2016	10,000,000.00	1.250	07/26/2019	10,000,000.00	1092	10,000,000.00	1.250	756
912828TH3	222862	1020	US TREASURY NOTE	06/04/2015	14,633,203.13	.875	07/31/2019	15,000,000.00	1518	15,000,000.00	1.484	761
36962G4D3	229190	1030	GE 6 8-7-19	01/20/2017	5,535,200.00	6.000	08/07/2019	5,000,000.00	929	5,000,000.00	1.689	768
594918BN3	227900	1030	MICROSOFT CORP 1.100 8-08-	09/01/2016	4,991,050.00	1.100	08/08/2019	5,000,000.00	1071	5,000,000.00	1.162	769
0258M0DP1	222655	1030	AMERICAN EXPRESS CREDIT C	05/22/2015	10,108,900.00	2.250	08/15/2019	10,000,000.00	1546	10,000,000.00	1.980	776
02665WAH4	227376	1030	AMERICAN HONDA F 2.250 8-	07/20/2016	5,145,300.00	2.250	08/15/2019	5,000,000.00	1121	5,000,000.00	1.281	776
3130A8ZX4	227771	1010	FHLB DEBENTURE 1.250 8-22-	08/22/2016	10,000,000.00	1.250	08/22/2019	10,000,000.00	1095	10,000,000.00	1.250	783
3136G2ZR1	225479	1010	FNMA DEBENTURE	02/23/2016	15,000,000.00	1.200	08/23/2019	15,000,000.00	1277	15,000,000.00	1.200	784
3135G0N90	227824	1010	FNMA DEBENTURE 1.150 8-23	08/23/2016	7,500,000.00	1.150	08/23/2019	7,500,000.00	1095	7,500,000.00	1.150	784
3135G0N90	227993	1010	FNMA DEBENTURE 1.150 8-23	09/12/2016	9,995,000.00	1.150	08/23/2019	10,000,000.00	1075	10,000,000.00	1.167	784
3136G2ZG5	225504	1010	FNMA DEBENTURE	02/26/2016	15,000,000.00	1.300	08/26/2019	15,000,000.00	1277	15,000,000.00	1.300	787
912828TN0	220723	1020	US TREASURY NOTE	02/03/2015	24,826,171.88	1.000	08/31/2019	25,000,000.00	1670	25,000,000.00	1.157	792
3135G0ZG1	224262	1010	FNMA DEBENTURE	09/29/2015	10,174,700.00	1.750	09/12/2019	10,000,000.00	1444	10,000,000.00	1.295	804
9128282G4	228602	1020	US TREASURY NOTE .875 9-15	11/10/2016	9,957,812.50	.875	09/15/2019	10,000,000.00	1039	10,000,000.00	1.026	807

Run Date: 7/6/2017 5:11:19 AM

Investments Outstanding As Of Date: 6/30/2017

INVENTORY BY MATURITY REPORT

CUSIP	Investment #	Fund	Issuer	Purchase Date	Current Book	Current Rate	Maturity Date	Maturity Amount	Total Days From Purc	Current Par	YTM	Days to Maturity
3130A6GD3	224003	1010	FHLB DEBENTURE	09/25/2015	11,250,000.00	1.500	09/25/2019	11,250,000.00	1461	11,250,000.00	1.500	817
3133EGVJ1	228119	1010	FFCB DEBENTURE 1.160 9-26-	09/26/2016	9,992,500.00	1.160	09/26/2019	10,000,000.00	1095	10,000,000.00	1.186	818
912828F39	219263	1020	US TREASURY NOTE	10/15/2014	25,359,375.00	1.750	09/30/2019	25,000,000.00	1811	25,000,000.00	1.448	822
912828TR1	225716	1020	US TREASURY NOTE	03/15/2016	9,915,625.00	1.000	09/30/2019	10,000,000.00	1294	10,000,000.00	1.244	822
3136G4CZ4	228181	1010	FNMA DEBENTURE 1.150 9-30	09/30/2016	10,000,000.00	1.150	09/30/2019	10,000,000.00	1095	10,000,000.00	1.150	822
3130A6HC4	224228	1010	FHLB DEBENTURE	10/02/2015	10,000,000.00	1.450	10/02/2019	10,000,000.00	1461	10,000,000.00	1.450	824
3133EGJY2	227255	1010	FFCB DEBENTURE 1.140 10-07	07/08/2016	14,991,450.00	1.140	10/07/2019	15,000,000.00	1186	15,000,000.00	1.158	829
3134G3P53	225530	1010	FHLMC MEDIUM TERM NOTE	02/22/2016	10,809,750.00	2.000	10/09/2019	10,500,000.00	1325	10,500,000.00	1.168	831
912828T59	228562	1020	US TREASURY NOTE 1.000 10-	11/09/2016	10,004,687.50	1.000	10/15/2019	10,000,000.00	1070	10,000,000.00	.984	837
3134GAPN8	228139	1010	FHLMC MULTI STEP 3.000 10-	10/17/2016	10,000,000.00	.875	10/17/2019	10,000,000.00	1095	10,000,000.00	.875	839
89236TDH5	228506	1030	TOYOTA MOTOR CRE 1.550 10	11/04/2016	9,630,197.20	1.550	10/18/2019	9,620,000.00	1078	9,620,000.00	1.513	840
48127HAA7	222866	1030	JP MORGAN CHASE & CO	06/08/2015	4,963,350.00	2.200	10/22/2019	5,000,000.00	1597	5,000,000.00	2.377	844
3130A7QP3	226037	1010	FHLB DEBENTURE 1.350 10-25	04/25/2016	4,997,850.00	1.350	10/25/2019	5,000,000.00	1278	5,000,000.00	1.363	847
3134G8YF0	226073	1010	FHLMC MEDIUM TER 1.200 10	04/28/2016	10,694,650.00	1.200	10/28/2019	10,700,000.00	1278	10,700,000.00	1.215	850
3135G0J95	226557	1010	FNMA DEBENTURE 1.350 10-2	04/28/2016	4,989,500.00	1.350	10/28/2019	5,000,000.00	1278	5,000,000.00	1.412	850
912828TV2	222616	1020	US TREASURY NOTE	05/19/2015	14,896,875.00	1.250	10/31/2019	15,000,000.00	1626	15,000,000.00	1.410	853
166764AN0	223851	1030	CHEVRON CORP	08/28/2015	8,408,595.63	2.193	11/15/2019	8,319,000.00	1540	8,319,000.00	1.925	868
3136G2YA9	225431	1010	FNMA DEBENTURE	02/26/2016	10,000,000.00	1.400	11/26/2019	10,000,000.00	1369	10,000,000.00	1.400	879
912828UB4	221581	1020	US TREASURY NOTE	04/08/2015	9,860,156.25	1.000	11/30/2019	10,000,000.00	1697	10,000,000.00	1.311	883
912828UB4	228234	1020	US TREASURY NOTE 1.000 11-	10/06/2016	15,006,445.31	1.000	11/30/2019	15,000,000.00	1150	15,000,000.00	.986	883
3133EFRM1	224831	1010	FFCB DEBENTURE	12/02/2015	10,000,000.00	1.640	12/02/2019	10,000,000.00	1461	10,000,000.00	1.640	885
478160BM5	223037	1030	JOHNSON & JOHNSON	06/22/2015	11,647,437.00	1.875	12/05/2019	11,650,000.00	1627	11,650,000.00	1.880	888
36962G6P4	230173	1030	GE 2.1 12-11-19	04/03/2017	3,019,590.00	2.100	12/11/2019	3,000,000.00	982	3,000,000.00	1.850	894
912828U73	228946	1020	T 1 3-8 12-15-19	12/22/2016	9,951,562.50	1.375	12/15/2019	10,000,000.00	1088	10,000,000.00	1.542	898
3133EEM49	222730	1010	FFCB DEBENTURE	05/27/2015	10,024,600.00	1.600	12/20/2019	10,000,000.00	1668	10,000,000.00	1.544	903
3136G3WU5	227157	1010	FNMA DEBENTURE 1.150 12-3	06/30/2016	6,750,000.00	1.150	12/30/2019	6,750,000.00	1278	6,750,000.00	1.150	913
3136G4BE2	228054	1010	FNMA DEBENTURE 1.300 12-3	09/30/2016	15,000,000.00	1.300	12/30/2019	15,000,000.00	1186	15,000,000.00	1.300	913
912828G95	220370	1020	US TREASURY NOTE	01/15/2015	40,656,250.00	1.625	12/31/2019	40,000,000.00	1811	40,000,000.00	1.282	914
912828UF5	226533	1020	US TREASURY NOTE 1.125 12-	04/25/2016	9,990,625.00	1.125	12/31/2019	10,000,000.00	1345	10,000,000.00	1.151	914
3136G3JJ5	225982	1010	FNMA DEBENTURE	04/14/2016	15,000,000.00	1.360	01/14/2020	15,000,000.00	1370	15,000,000.00	1.360	928
912828V31	229213	1020	T 1 3-8 01-15-20	01/20/2017	19,914,062.50	1.375	01/15/2020	20,000,000.00	1090	20,000,000.00	1.523	929
3135G0A78	225329	1010	FNMA DEBENTURE	02/02/2016	20,261,600.00	1.625	01/21/2020	20,000,000.00	1449	20,000,000.00	1.286	935
3136G2D20	220533	1010	FNMA DEBENTURE	01/30/2015	24,950,000.00	1.600	01/30/2020	25,000,000.00	1826	25,000,000.00	1.642	944

Run Date: 7/6/2017 5:11:19 AM

Investments Outstanding As Of Date: 6/30/2017

INVENTORY BY MATURITY REPORT

CUSIP	Investment #	Fund	Issuer	Purchase Date	Current Book	Current Rate	Maturity Date	Maturity Amount	Total Days From Purc	Current Par	YTM	Days to Maturity
912828H52	220722	1020	US TREASURY NOTE	02/03/2015	10,021,875.00	1.250	01/31/2020	10,000,000.00	1823	10,000,000.00	1.205	945
912828H52	220739	1020	US TREASURY NOTE	02/04/2015	10,001,562.50	1.250	01/31/2020	10,000,000.00	1822	10,000,000.00	1.247	945
693476BJ1	227793	1030	PNC BANK NA 5.125 2-08-2	08/22/2016	5,586,950.00	5.125	02/08/2020	5,000,000.00	1265	5,000,000.00	1.623	953
58933YAS4	223546	1030	MERCK & CO INC	07/31/2015	6,969,690.00	1.850	02/10/2020	7,000,000.00	1655	7,000,000.00	1.950	955
594918AY0	223430	1030	MICROSOFT CORP	07/24/2015	3,779,844.26	1.850	02/12/2020	3,782,000.00	1664	3,782,000.00	1.863	957
594918AY0	227428	1030	MICROSOFT CORP 1.850 2-12-	07/25/2016	5,634,648.80	1.850	02/12/2020	5,522,000.00	1297	5,522,000.00	1.260	957
594918AY0	227429	1030	MICROSOFT CORP 1.850 2-12-	07/25/2016	5,103,100.00	1.850	02/12/2020	5,000,000.00	1297	5,000,000.00	1.254	957
3133EFZT7	225430	1010	FFCB DEBENTURE	02/24/2016	10,000,000.00	1.400	02/24/2020	10,000,000.00	1461	10,000,000.00	1.400	969
912828J50	222941	1020	US TREASURY NOTE	06/10/2015	14,780,859.38	1.375	02/29/2020	15,000,000.00	1725	15,000,000.00	1.698	974
912828UQ1	228667	1020	US TREASURY NOTE 1.250 2-2	11/18/2016	14,945,507.81	1.250	02/29/2020	15,000,000.00	1198	15,000,000.00	1.363	974
166764AR1	223683	1030	CHEVRON CORP	08/13/2015	4,950,000.00	1.961	03/03/2020	5,000,000.00	1664	5,000,000.00	2.193	977
30231GAG7	223765	1030	EXXON MOBIL CORPORATION	08/20/2015	4,969,300.00	1.912	03/06/2020	5,000,000.00	1660	5,000,000.00	2.054	980
24422ESW0	222732	1030	JOHN DEERE CAPITAL CORP	05/29/2015	10,040,600.00	2.050	03/10/2020	10,000,000.00	1747	10,000,000.00	1.960	984
3133EFR25	225793	1010	FFCB DEBENTURE	03/23/2016	9,227,376.00	1.590	03/23/2020	9,220,000.00	1461	9,220,000.00	1.569	997
3133EFR25	231855	1010	FFCB 1.59 03-23-20	06/26/2017	4,997,950.00	1.590	03/23/2020	5,000,000.00	1001	5,000,000.00	1.605	997
3134G8RP6	225810	1010	FHLMC MEDIUM TERM NOTE	03/30/2016	6,212,446.00	1.500	03/30/2020	6,205,000.00	1461	6,205,000.00	1.469	1004
3134G8TY5	225877	1010	FHLMC MEDIUM TERM NOTE	03/30/2016	10,000,000.00	1.420	03/30/2020	10,000,000.00	1461	10,000,000.00	1.420	1004
912828J84	222428	1020	US TREASURY NOTE	05/04/2015	9,959,375.00	1.375	03/31/2020	10,000,000.00	1793	10,000,000.00	1.461	1005
912828UV0	226633	1020	US TREASURY NOTE 1.125 3-3	05/02/2016	9,993,750.00	1.125	03/31/2020	10,000,000.00	1429	10,000,000.00	1.141	1005
912828J84	228845	1020	T 1 3-8 03-31-20	12/12/2016	9,967,968.75	1.375	03/31/2020	10,000,000.00	1205	10,000,000.00	1.475	1005
46513XGF1	230151	1010	ISRAEL BOND	04/03/2017	7,500,000.00	2.860	04/01/2020	7,500,000.00	1094	7,500,000.00	2.860	1006
46513XHF0	230152	1010	ISRAEL FLOATING RATE BOND	04/03/2017	7,500,000.00	3.238	04/01/2020	7,500,000.00	1094	7,500,000.00	3.238	1006
46513XBF6	230153	1010	ISRAEL BOND	04/03/2017	10,000,000.00	2.460	04/01/2020	10,000,000.00	1094	10,000,000.00	2.460	1006
3133EGXN0	228180	1010	FFCB DEBENTURE 1.240 4-06-	10/06/2016	9,998,000.00	1.240	04/06/2020	10,000,000.00	1278	10,000,000.00	1.246	1011
3133EF2L0	226074	1010	FFCB DEBENTURE 1.400 4-13-	04/20/2016	9,992,000.00	1.400	04/13/2020	10,000,000.00	1454	10,000,000.00	1.421	1018
3130A8RW5	227410	1010	FHLB DEBENTURE 1.300 4-21-	07/21/2016	8,993,250.00	1.300	04/21/2020	9,000,000.00	1370	9,000,000.00	1.321	1026
3133EGNF8	227686	1010	FFCB DEBENTURE 1.300 4-21-	08/10/2016	10,997,800.00	1.300	04/21/2020	11,000,000.00	1350	11,000,000.00	1.306	1026
3136G2GR2	221724	1010	FNMA DEBENTURE	04/28/2015	10,000,000.00	1.500	04/28/2020	10,000,000.00	1827	10,000,000.00	1.500	1033
912828K58	222389	1020	US TREASURY NOTE	04/30/2015	4,985,546.88	1.375	04/30/2020	5,000,000.00	1827	5,000,000.00	1.435	1035
912828K58	222390	1020	US TREASURY NOTE	04/30/2015	4,993,750.00	1.375	04/30/2020	5,000,000.00	1827	5,000,000.00	1.401	1035
912828VA5	223419	1020	US TREASURY NOTE	07/21/2015	9,742,968.75	1.125	04/30/2020	10,000,000.00	1745	10,000,000.00	1.687	1035
912828VA5	226850	1020	US TREASURY NOTE 1.125 4-3	05/19/2016	9,953,125.00	1.125	04/30/2020	10,000,000.00	1442	10,000,000.00	1.247	1035
713448CS5	227946	1030	PEPSICO INC 1.850 4-30-20	09/08/2016	5,107,197.44	1.850	04/30/2020	5,024,000.00	1330	5,024,000.00	1.382	1035

Run Date: 7/6/2017 5:11:19 AM

Investments Outstanding As Of Date: 6/30/2017

INVENTORY BY MATURITY REPORT

CUSIP	Investment #	Fund	Issuer	Purchase Date	Current Book	Current Rate	Maturity Date	Maturity Amount	Total Days From Purc	Current Par	YTM	Days to Maturity
36962G2T0	222865	1030	GENERAL ELECTRIC CAPITAL	06/08/2015	5,754,900.00	5.550	05/04/2020	5,000,000.00	1792	5,000,000.00	2.279	1039
459200HM6	224871	1030	IBM CORP	12/07/2015	4,924,250.00	1.625	05/15/2020	5,000,000.00	1621	5,000,000.00	1.983	1050
313382ZC0	225389	1010	FHLB DEBENTURE	02/04/2016	4,997,900.00	1.500	05/15/2020	5,000,000.00	1562	5,000,000.00	1.510	1050
459200HM6	227256	1030	IBM CORP 1.625 5-15-20	07/12/2016	7,114,870.00	1.625	05/15/2020	7,000,000.00	1403	7,000,000.00	1.187	1050
0258M0DT3	222940	1030	AMERICAN EXPRESS CREDIT C	06/12/2015	9,932,800.00	2.375	05/26/2020	10,000,000.00	1810	10,000,000.00	2.520	1061
912828XE5	222828	1020	US TREASURY NOTE	06/03/2015	9,953,906.25	1.500	05/31/2020	10,000,000.00	1824	10,000,000.00	1.596	1066
912828XE5	223219	1020	US TREASURY NOTE	07/02/2015	9,918,750.00	1.500	05/31/2020	10,000,000.00	1795	10,000,000.00	1.673	1066
912828VF4	228681	1020	US TREASURY NOTE	11/21/2016	14,946,679.69	1.375	05/31/2020	15,000,000.00	1287	15,000,000.00	1.479	1066
69353REP9	222790	1030	PNC FIN SERV GROUP	06/03/2015	10,016,700.00	2.300	06/01/2020	10,000,000.00	1825	10,000,000.00	2.264	1067
313383HU8	225520	1010	FHLB DEBENTURE	02/19/2016	10,592,920.00	1.750	06/12/2020	10,400,000.00	1575	10,400,000.00	1.306	1078
3136G3CU7	225588	1010	FNMA DEBENTURE	03/15/2016	15,000,000.00	1.550	06/15/2020	15,000,000.00	1553	15,000,000.00	1.550	1081
3136G3DE2	225612	1010	FNMA DEBENTURE	03/15/2016	15,000,000.00	1.550	06/15/2020	15,000,000.00	1553	15,000,000.00	1.550	1081
3135G0D75	223822	1010	FNMA DEBENTURE	08/21/2015	9,952,600.00	1.500	06/22/2020	10,000,000.00	1767	10,000,000.00	1.602	1088
3135G0D75	224627	1010	FNMA DEBENTURE	11/03/2015	7,474,875.00	1.500	06/22/2020	7,500,000.00	1693	7,500,000.00	1.575	1088
46625HLW8	227358	1030	JP MORGAN CHASE 2.750 6-23	07/19/2016	10,306,900.00	2.750	06/23/2020	10,000,000.00	1435	10,000,000.00	1.935	1089
912828VJ6	223953	1020	US TREASURY NOTE	09/09/2015	25,416,015.63	1.875	06/30/2020	25,000,000.00	1756	25,000,000.00	1.515	1096
912828XH8	229237	1020	T 1 5-8 06-30-20	01/23/2017	9,985,156.25	1.625	06/30/2020	10,000,000.00	1254	10,000,000.00	1.670	1096
931142CU5	224975	1030	WAL-MART STORES	12/21/2015	9,809,257.50	3.625	07/08/2020	9,150,000.00	1661	9,150,000.00	1.961	1104
3133EGLF0	227464	1010	FFCB DEBENTURE 1.290 7-13-	07/25/2016	8,429,799.00	1.290	07/13/2020	8,445,000.00	1449	8,445,000.00	1.337	1109
94974BGM6	224275	1030	WELLS FARGO & CO	10/02/2015	5,066,500.00	2.600	07/22/2020	5,000,000.00	1755	5,000,000.00	2.306	1118
46625HHS2	224283	1030	JP MORGAN CHASE & CO	10/05/2015	5,414,600.00	4.400	07/22/2020	5,000,000.00	1752	5,000,000.00	2.552	1118
3136G3H73	227463	1010	FNMA DEBENTURE 1.375 7-27	07/27/2016	7,065,000.00	1.375	07/27/2020	7,065,000.00	1461	7,065,000.00	1.375	1123
3130A5US6	223483	1010	FHLB MULTI STEP COUPON B	07/28/2015	8,750,000.00	1.000	07/28/2020	8,750,000.00	1827	8,750,000.00	1.000	1124
458140AQ3	223496	1030	INTEL CORP	07/29/2015	10,038,900.00	2.450	07/29/2020	10,000,000.00	1827	10,000,000.00	2.367	1125
3130A5Z77	224015	1010	FHLB DEBENTURE	09/16/2015	12,555,125.00	1.830	07/29/2020	12,500,000.00	1778	12,500,000.00	1.735	1125
912828VP2	224615	1020	US TREASURY NOTE	11/02/2015	15,328,125.00	2.000	07/31/2020	15,000,000.00	1733	15,000,000.00	1.520	1127
912828VP2	224950	1020	US TREASURY NOTE	12/16/2015	5,070,872.90	2.000	07/31/2020	5,000,000.00	1689	5,000,000.00	1.680	1127
912828XM7	229845	1020	T 1 5-8 07-31-20	03/08/2017	9,960,156.25	1.625	07/31/2020	10,000,000.00	1241	10,000,000.00	1.746	1127
88579YAQ4	231238	1030	MMM 2 08-07-20 MTN	05/08/2017	5,040,950.00	2.000	08/07/2020	5,000,000.00	1187	5,000,000.00	1.739	1134
88579YAQ4	231673	1030	MMM 2 08-07-20 MTN	06/13/2017	11,769,953.80	2.000	08/07/2020	11,660,000.00	1151	11,660,000.00	1.691	1134
3136G2Y27	225385	1010	FNMA DEBENTURE	02/24/2016	10,000,000.00	1.450	08/24/2020	10,000,000.00	1643	10,000,000.00	1.450	1151
3135G0N66	227961	1010	FNMA DEBENTURE 1.400 8-24	09/07/2016	12,496,250.00	1.400	08/24/2020	12,500,000.00	1447	12,500,000.00	1.408	1151
912828VV9	224593	1020	US TREASURY NOTE	10/29/2015	10,342,968.75	2.125	08/31/2020	10,000,000.00	1768	10,000,000.00	1.389	1158

Run Date: 7/6/2017 5:11:19 AM

Investments Outstanding As Of Date: 6/30/2017

INVENTORY BY MATURITY REPORT

CUSIP	Investment #	Fund	Issuer	Purchase Date	Current Book	Current Rate	Maturity Date	Maturity Amount	Total Days From Purc	Current Par	YTM	Days to Maturity
912828VV9	224679	1020	US TREASURY NOTE	11/06/2015	10,217,187.50	2.125	08/31/2020	10,000,000.00	1760	10,000,000.00	1.654	1158
912828L32	228468	1020	US TREASURY NOTE 1.375 8-3	10/31/2016	15,080,859.38	1.375	08/31/2020	15,000,000.00	1400	15,000,000.00	1.230	1158
3133EGTM7	227994	1010	FFCB DEBENTURE 1.375 9-08-	09/12/2016	12,495,625.00	1.375	09/08/2020	12,500,000.00	1457	12,500,000.00	1.384	1166
3133XD4P3	227128	1010	FHLB DEBENTURE 4.625 9-11-	06/24/2016	5,719,103.25	4.625	09/11/2020	5,025,000.00	1540	5,025,000.00	1.249	1169
02665WAZ4	224192	1030	AMERICAN HONDA FINANCE C	09/25/2015	5,013,400.00	2.450	09/24/2020	5,000,000.00	1826	5,000,000.00	2.393	1182
02665WAZ4	231480	1030	HNDA 2.45 09-24-20 MTN	05/25/2017	5,073,850.00	2.450	09/24/2020	5,000,000.00	1218	5,000,000.00	1.989	1182
3136G4AU7	228020	1010	FNMA DEBENTURE 1.430 9-29	09/29/2016	15,000,000.00	1.430	09/29/2020	15,000,000.00	1461	15,000,000.00	1.430	1187
912828L65	224642	1020	US TREASURY NOTE	11/04/2015	14,862,890.62	1.375	09/30/2020	15,000,000.00	1792	15,000,000.00	1.569	1188
912828L65	224696	1020	US TREASURY NOTE	11/09/2015	9,828,125.00	1.375	09/30/2020	10,000,000.00	1787	10,000,000.00	1.743	1188
3130A7JB2	225680	1010	FHLB DEBENTURE	03/30/2016	8,666,325.00	1.450	09/30/2020	8,675,000.00	1645	8,675,000.00	1.473	1188
3134G9E78	227171	1010	FHLMC MEDIUM TER 1.280 9-	06/30/2016	10,000,000.00	1.280	09/30/2020	10,000,000.00	1553	10,000,000.00	1.280	1188
912828L65	229601	1020	T 1 3-8 09-30-20	02/17/2017	9,878,906.25	1.375	09/30/2020	10,000,000.00	1321	10,000,000.00	1.722	1188
594918AH7	224263	1030	MICROSOFT CORP	10/01/2015	7,899,075.00	3.000	10/01/2020	7,500,000.00	1827	7,500,000.00	1.880	1189
3133EGXX8	228237	1010	FFCB DEBENTURE 1.340 10-13	10/13/2016	9,984,000.00	1.340	10/13/2020	10,000,000.00	1461	10,000,000.00	1.381	1201
713448DC9	224435	1030	PEPSICO INC	10/19/2015	5,037,200.00	2.150	10/14/2020	5,000,000.00	1822	5,000,000.00	1.992	1202
713448DC9	224695	1030	PEPSICO INC	11/12/2015	9,955,900.00	2.150	10/14/2020	10,000,000.00	1798	10,000,000.00	2.245	1202
3133EGMM4	227351	1010	FFCB DEBENTURE 1.375 10-19	07/19/2016	10,000,000.00	1.375	10/19/2020	10,000,000.00	1553	10,000,000.00	1.375	1207
3133EGZD0	228345	1010	FFCB DEBENTURE 1.330 10-20	10/20/2016	10,000,000.00	1.330	10/20/2020	10,000,000.00	1461	10,000,000.00	1.330	1208
931142CZ4	228626	1030	WAL-MART STORES 3.250 10-	11/17/2016	7,900,500.00	3.250	10/25/2020	7,500,000.00	1438	7,500,000.00	1.838	1213
3130A7RQ0	226036	1010	FHLB DEBENTURE 1.550 10-26	04/26/2016	5,211,349.50	1.550	10/26/2020	5,215,000.00	1644	5,215,000.00	1.566	1214
191216BT6	224919	1030	COCA COLA COMPANY	12/14/2015	5,790,295.02	1.875	10/27/2020	5,809,000.00	1779	5,809,000.00	1.944	1215
3130A9UH2	228505	1010	FHLB 1 10-27-20	11/02/2016	5,750,000.00	1.000	10/27/2020	5,750,000.00	1455	5,750,000.00	1.000	1215
3136G3KV6	226536	1010	FNMA DEBENTURE 1.600 10-2	04/28/2016	8,570,712.50	1.600	10/28/2020	8,575,000.00	1644	8,575,000.00	1.612	1216
912828L99	225587	1020	US TREASURY NOTE	02/29/2016	15,089,062.50	1.375	10/31/2020	15,000,000.00	1706	15,000,000.00	1.244	1219
912828L99	229602	1020	T 1 3-8 10-31-20	02/17/2017	9,870,703.13	1.375	10/31/2020	10,000,000.00	1352	10,000,000.00	1.737	1219
19416QDR8	230220	1030	CL 2.95 11-01-20	04/06/2017	3,341,067.75	2.950	11/01/2020	3,225,000.00	1305	3,225,000.00	1.902	1220
3133EGC29	228534	1010	FFCB DEBENTURE 1.350 11-02	11/04/2016	9,996,500.00	1.350	11/02/2020	10,000,000.00	1459	10,000,000.00	1.359	1221
3133EGQS7	227794	1010	FFCB DEBENTURE 1.400 11-10	08/18/2016	4,695,000.00	1.400	11/10/2020	4,695,000.00	1545	4,695,000.00	1.400	1229
166764AY6	230085	1030	CVX 2.419 11-17-20	03/29/2017	5,462,385.72	2.419	11/17/2020	5,412,000.00	1329	5,412,000.00	2.151	1236
3136G3Y82	227770	1010	FNMA DEBENTURE 1.200 11-2	08/24/2016	9,972,500.00	1.200	11/24/2020	10,000,000.00	1553	10,000,000.00	1.267	1243
912828A42	225691	1020	US TREASURY NOTE	03/11/2016	15,397,851.56	2.000	11/30/2020	15,000,000.00	1725	15,000,000.00	1.417	1249
912828M98	227462	1020	US TREASURY NOTE 1.625 11-	07/25/2016	20,478,125.00	1.625	11/30/2020	20,000,000.00	1589	20,000,000.00	1.061	1249
3130A3UQ5	228261	1010	FHLB DEBENTURE 1.875 12-11	10/11/2016	11,214,114.00	1.875	12/11/2020	10,950,000.00	1522	10,950,000.00	1.279	1260

Run Date: 7/6/2017 5:11:19 AM

Investments Outstanding As Of Date: 6/30/2017

INVENTORY BY MATURITY REPORT

CUSIP	Investment #	Fund	Issuer	Purchase Date	Current Book	Current Rate	Maturity Date	Maturity Amount	Total Days From Purc	Current Par	YTM	Days to Maturity
3134G9E52	227173	1010	FHLMC MEDIUM TER 1.330 12	06/30/2016	15,000,000.00	1.330	12/30/2020	15,000,000.00	1644	15,000,000.00	1.330	1279
912828N48	225774	1020	US TREASURY NOTE	03/16/2016	15,171,900.00	1.750	12/31/2020	15,000,000.00	1751	15,000,000.00	1.501	1280
912828N48	226848	1020	US TREASURY NOTE 1.750 12-	05/19/2016	15,273,600.00	1.750	12/31/2020	15,000,000.00	1687	15,000,000.00	1.341	1280
912828N48	231781	1020	T 1 3-4 12-31-20	06/21/2017	10,039,843.75	1.750	12/31/2020	10,000,000.00	1289	10,000,000.00	1.633	1280
24422ETF6	225253	1030	JOHN DEERE CAPITAL CORP	01/26/2016	5,070,800.00	2.550	01/08/2021	5,000,000.00	1809	5,000,000.00	2.246	1288
3133EF3R6	226506	1010	FFCB DEBENTURE 1.600 1-19-	04/22/2016	9,977,400.00	1.600	01/19/2021	10,000,000.00	1733	10,000,000.00	1.650	1299
91159HHL7	228644	1030	US BANCORP 2.350 1-29-21	11/18/2016	10,105,100.00	2.350	01/29/2021	10,000,000.00	1533	10,000,000.00	2.087	1309
91159HHL7	228775	1030	USB 2.35 01-29-21 MTN	12/05/2016	2,734,592.00	2.350	01/29/2021	2,725,000.00	1516	2,725,000.00	2.260	1309
912828N89	225452	1020	US TREASURY NOTE	02/12/2016	10,165,161.80	1.375	01/31/2021	10,000,000.00	1815	10,000,000.00	1.033	1311
3133EG6N0	229583	1010	FFCB 1.94 02-09-21	02/16/2017	9,975,000.00	1.940	02/09/2021	10,000,000.00	1454	10,000,000.00	2.006	1320
880591EL2	225521	1010	TVA DEBENTURE	02/19/2016	16,757,550.00	3.875	02/15/2021	15,000,000.00	1823	15,000,000.00	1.433	1326
3130A7CV5	225798	1010	FHLB DEBENTURE	03/18/2016	9,945,200.00	1.375	02/18/2021	10,000,000.00	1798	10,000,000.00	1.491	1329
3130A7CV5	226542	1010	FHLB DEBENTURE 1.375 2-18-	04/25/2016	9,973,500.00	1.375	02/18/2021	10,000,000.00	1760	10,000,000.00	1.432	1329
459200JF9	230171	1030	IBM 2 1-4 02-19-21	04/03/2017	5,026,250.00	2.250	02/19/2021	5,000,000.00	1418	5,000,000.00	2.108	1330
037833BS8	228867	1030	AAPL 2 1-4 02-23-21	12/16/2016	10,006,900.00	2.250	02/23/2021	10,000,000.00	1530	10,000,000.00	2.232	1334
3136G2YP6	225423	1010	FNMA DEBENTURE	02/26/2016	15,326,250.00	1.875	02/26/2021	15,000,000.00	1827	15,000,000.00	1.423	1337
912828P87	226912	1020	US TREASURY NOTE 1.125 2-2	05/25/2016	14,813,671.88	1.125	02/28/2021	15,000,000.00	1740	15,000,000.00	1.395	1339
912828P87	228850	1020	T 1 1-8 02-28-21	12/12/2016	14,619,140.63	1.125	02/28/2021	15,000,000.00	1539	15,000,000.00	1.752	1339
30231GAV4	225840	1030	EXXON MOBIL CORPORATION	03/28/2016	5,066,000.00	2.222	03/01/2021	5,000,000.00	1799	5,000,000.00	1.940	1340
478160BS2	226025	1030	JOHNSON & JOHNSO 1.650 3-	04/18/2016	1,502,329.44	1.650	03/01/2021	1,488,000.00	1778	1,488,000.00	1.444	1340
30231GAV4	229912	1030	XOM 2.222 03-01-21	03/15/2017	4,975,000.00	2.222	03/01/2021	5,000,000.00	1447	5,000,000.00	2.355	1340
313382K69	226556	1010	FHLB DEBENTURE 1.750 3-12-	04/27/2016	7,089,180.00	1.750	03/12/2021	7,000,000.00	1780	7,000,000.00	1.478	1351
3133EFR82	226793	1010	FFCB DEBENTURE 1.850 3-23-	05/13/2016	10,050,000.00	1.850	03/23/2021	10,000,000.00	1775	10,000,000.00	1.742	1362
3136G4AZ6	228043	1010	FNMA DEBENTURE 1.480 3-29	09/29/2016	10,000,000.00	1.480	03/29/2021	10,000,000.00	1642	10,000,000.00	1.480	1368
3136G37H2	227991	1010	FNMA DEBENTURE 1.500 3-30	09/30/2016	10,000,000.00	1.500	03/30/2021	10,000,000.00	1642	10,000,000.00	1.500	1369
912828Q37	225905	1020	US TREASURY NOTE	04/01/2016	14,995,312.50	1.250	03/31/2021	15,000,000.00	1825	15,000,000.00	1.256	1370
912828Q37	226846	1020	US TREASURY NOTE 1.250 3-3	05/19/2016	9,960,937.50	1.250	03/31/2021	10,000,000.00	1777	10,000,000.00	1.333	1370
912828Q37	228301	1020	US TREASURY NOTE 1.250 3-3	10/13/2016	14,961,914.06	1.250	03/31/2021	15,000,000.00	1630	15,000,000.00	1.309	1370
46513CSU1	225998	1010	ISRAEL BOND	04/15/2016	7,500,000.00	2.690	04/01/2021	7,500,000.00	1812	7,500,000.00	2.690	1371
46513CTU0	225999	1010	ISRAEL FLOATER	04/15/2016	7,500,000.00	2.538	04/01/2021	7,500,000.00	1812	7,500,000.00	2.538	1371
3133EG3W3	229189	1010	FFCB 2.03 04-19-21	01/19/2017	10,500,000.00	2.030	04/19/2021	10,500,000.00	1551	10,500,000.00	2.030	1389
3133EF4D6	226381	1010	FFCB DEBENTURE 1.620 4-20-	04/21/2016	12,487,500.00	1.620	04/20/2021	12,500,000.00	1825	12,500,000.00	1.641	1390
912828Q78	226800	1020	US TREASURY NOTE 1.375 4-3	05/16/2016	15,089,062.50	1.375	04/30/2021	15,000,000.00	1810	15,000,000.00	1.251	1400

Run Date: 7/6/2017 5:11:19 AM

Investments Outstanding As Of Date: 6/30/2017

INVENTORY BY MATURITY REPORT

CUSIP	Investment #	Fund	Issuer	Purchase Date	Current Book	Current Rate	Maturity Date	Maturity Amount	Total Days From Purc	Current Par	YTM	Days to Maturity
3133EGC78	228449	1010	FFCB DEBENTURE 1.490 5-03-	11/03/2016	9,987,500.00	1.490	05/03/2021	10,000,000.00	1642	10,000,000.00	1.519	1403
3133EGC78	229056	1010	FFCB 1.49 05-03-21	01/05/2017	10,075,839.20	1.490	05/03/2021	10,280,000.00	1579	10,280,000.00	1.971	1403
037833AR1	228776	1030	AAPL 2.85 05-06-21	12/05/2016	3,171,018.30	2.850	05/06/2021	3,097,000.00	1613	3,097,000.00	2.278	1406
3135G0K69	228799	1010	FNMA 1 1-4 05-06-21	12/05/2016	9,762,300.00	1.250	05/06/2021	10,000,000.00	1613	10,000,000.00	1.812	1406
166764BG4	229491	1030	CVX 2.1 05-16-21	02/09/2017	12,151,448.20	2.100	05/16/2021	12,245,000.00	1557	12,245,000.00	2.288	1416
3133EGAH8	229188	1010	FFCB 1.55 05-17-21	01/18/2017	9,875,000.00	1.550	05/17/2021	10,000,000.00	1580	10,000,000.00	1.852	1417
3130A9X48	228462	1010	FHLB MULTI STEP 2.000 5-18-	11/18/2016	14,996,250.00	1.000	05/18/2021	15,000,000.00	1642	15,000,000.00	1.006	1418
458140AW0	226807	1030	INTEL CORP 1.700 5-19-21	05/19/2016	9,988,500.00	1.700	05/19/2021	10,000,000.00	1826	10,000,000.00	1.724	1419
3133EHAG8	229581	1010	FFCB 2.1 05-24-21	02/24/2017	10,000,000.00	2.100	05/24/2021	10,000,000.00	1550	10,000,000.00	2.100	1424
91159HHA1	230386	1030	USB 4 1-8 05-24-21 MTN	04/19/2017	10,746,700.00	4.125	05/24/2021	10,000,000.00	1496	10,000,000.00	2.208	1424
912828R77	227129	1020	US TREASURY NOTE 1.375 5-3	06/24/2016	15,112,500.00	1.375	05/31/2021	15,000,000.00	1802	15,000,000.00	1.218	1431
912828R77	229027	1020	T 1 3-8 05-31-21	12/30/2016	14,671,875.00	1.375	05/31/2021	15,000,000.00	1613	15,000,000.00	1.893	1431
912828S27	227261	1020	US TREASURY NOTE 1.125 6-3	07/08/2016	15,123,046.88	1.125	06/30/2021	15,000,000.00	1818	15,000,000.00	.956	1461
912828S27	228259	1020	US TREASURY NOTE 1.125 6-3	10/11/2016	14,886,328.13	1.125	06/30/2021	15,000,000.00	1723	15,000,000.00	1.291	1461
02665WBF7	227542	1030	AMERICAN HONDA F 1.650 7-	08/01/2016	8,493,051.75	1.650	07/12/2021	8,475,000.00	1806	8,475,000.00	1.605	1473
3136G3D93	227329	1010	FNMA MULTI STEP .625 7-20-	07/20/2016	15,000,000.00	1.600	07/20/2021	15,000,000.00	1826	15,000,000.00	1.600	1481
3136G3D77	227330	1010	FNMA MULTI STEP 1.625 7-20	07/20/2016	15,000,000.00	1.625	07/20/2021	15,000,000.00	1826	15,000,000.00	1.625	1481
949746SA0	227443	1030	WELLS FARGO & CO 2.100 7-2	07/26/2016	5,005,000.00	2.100	07/26/2021	5,000,000.00	1826	5,000,000.00	2.079	1487
3136G3XZ3	227239	1010	FNMA DEBENTURE 1.500 7-28	07/28/2016	15,000,000.00	1.500	07/28/2021	15,000,000.00	1826	15,000,000.00	1.500	1489
912828S76	227654	1020	US TREASURY NOTE 1.125 7-3	08/09/2016	14,995,898.44	1.125	07/31/2021	15,000,000.00	1817	15,000,000.00	1.131	1492
912828S76	229079	1020	T 1 1-8 07-31-21	01/09/2017	19,359,375.00	1.125	07/31/2021	20,000,000.00	1664	20,000,000.00	1.861	1492
594918BP8	227710	1030	MICROSOFT CORP 1.550 8-08-	08/16/2016	10,022,000.00	1.550	08/08/2021	10,000,000.00	1818	10,000,000.00	1.504	1500
3134G93E5	227465	1010	FHLMC MULTI STEP 1.760 8-0	08/09/2016	15,000,000.00	1.760	08/09/2021	15,000,000.00	1826	15,000,000.00	1.760	1501
3134G94E4	227529	1010	FHLMC DEBENTURE 1.500 8-1	08/10/2016	10,000,000.00	1.500	08/10/2021	10,000,000.00	1826	10,000,000.00	1.500	1502
46623EKG3	228712	1030	JP MORGAN CHASE & CO	11/28/2016	7,971,163.20	2.295	08/15/2021	8,085,000.00	1721	8,085,000.00	2.614	1507
3134GACC6	227687	1010	FHLMC MULTI STEP .600 8-23-	08/23/2016	15,000,000.00	1.770	08/23/2021	15,000,000.00	1826	15,000,000.00	1.770	1515
3130A9B34	227877	1010	FHLB MULTI STEP .750 8-24-2	09/08/2016	15,000,000.00	1.620	08/24/2021	15,000,000.00	1811	15,000,000.00	1.620	1516
9128282F6	227998	1020	US TREASURY NOTE 1.125 8-3	09/13/2016	14,932,031.25	1.125	08/31/2021	15,000,000.00	1813	15,000,000.00	1.219	1523
191216BY5	227911	1030	COCA COLA COMPAN 1.550 9-	09/02/2016	5,005,500.00	1.550	09/01/2021	5,000,000.00	1825	5,000,000.00	1.527	1524
02665WBG5	227974	1030	AMERICAN HONDA F 1.700 9-	09/12/2016	10,001,400.00	1.700	09/09/2021	10,000,000.00	1823	10,000,000.00	1.697	1532
88579YAU5	228041	1030	3 M CO 1.625 9-19-21	09/20/2016	7,035,700.00	1.625	09/19/2021	7,000,000.00	1825	7,000,000.00	1.519	1542
3130A9H61	228005	1010	FHLB MULTI STEP 2.000 9-29-	09/29/2016	15,000,000.00	2.000	09/29/2021	15,000,000.00	1826	15,000,000.00	2.000	1552
3130A9H53	228004	1010	FHLB MULTI STEP 1.820 9-30-	09/30/2016	15,000,000.00	1.820	09/30/2021	15,000,000.00	1826	15,000,000.00	1.820	1553

Run Date: 7/6/2017 5:11:19 AM

Investments Outstanding As Of Date: 6/30/2017

INVENTORY BY MATURITY REPORT

CUSIP	Investment #	Fund	Issuer	Purchase Date	Current Book	Current Rate	Maturity Date	Maturity Amount	Total Days From Purc	Current Par	YTM	Days to Maturity
912828T34	228217	1020	US TREASURY NOTE 1.125 9-3	10/05/2016	14,950,781.25	1.125	09/30/2021	15,000,000.00	1821	15,000,000.00	1.193	1553
912828T34	228247	1020	US TREASURY NOTE 1.125 9-3	10/07/2016	9,933,593.75	1.125	09/30/2021	10,000,000.00	1819	10,000,000.00	1.263	1553
458140AJ9	228372	1030	INTEL CORP 3.300 10-01-21	10/24/2016	5,681,004.16	3.300	10/01/2021	5,288,000.00	1803	5,288,000.00	1.723	1554
3133EHEK5	230995	1010	FFCB 2.19 10-05-21	04/26/2017	6,560,000.00	2.190	10/05/2021	6,560,000.00	1623	6,560,000.00	2.190	1558
713448DL9	228221	1030	PEPSICO INC 1.700 10-06-21	10/07/2016	9,992,400.00	1.700	10/06/2021	10,000,000.00	1825	10,000,000.00	1.716	1559
713448DL9	229858	1030	PEP 1.7 10-06-21	03/10/2017	6,796,230.00	1.700	10/06/2021	7,000,000.00	1671	7,000,000.00	2.375	1559
3135G0Q89	228353	1010	FNMA DEBENTURE 1.375 10-0	10/19/2016	9,979,000.00	1.375	10/07/2021	10,000,000.00	1814	10,000,000.00	1.419	1560
3135G0Q89	228730	1010	FNMA DEBENTURE	11/25/2016	4,869,375.00	1.375	10/07/2021	5,000,000.00	1777	5,000,000.00	1.940	1560
36962G5J9	231787	1030	GE 4.65 10-17-21 MTN	06/23/2017	11,069,500.00	4.650	10/17/2021	10,000,000.00	1577	10,000,000.00	2.048	1570
912828T67	228446	1020	US TREASURY NOTE 1.250 10-	10/31/2016	9,967,968.75	1.250	10/31/2021	10,000,000.00	1826	10,000,000.00	1.316	1584
912828T67	228604	1020	US TREASURY NOTE 1.250 10-	11/10/2016	9,888,671.88	1.250	10/31/2021	10,000,000.00	1816	10,000,000.00	1.483	1584
912828T67	228898	1020	T 1 1-4 10-31-21	12/19/2016	9,622,656.25	1.250	10/31/2021	10,000,000.00	1777	10,000,000.00	2.069	1584
459200HA2	231391	1030	IBM 2.9 11-01-21	05/18/2017	5,146,600.00	2.900	11/01/2021	5,000,000.00	1628	5,000,000.00	2.205	1585
742718EQ8	228540	1030	PROCTER & GAMBLE 1.700 11	11/08/2016	5,015,250.00	1.700	11/03/2021	5,000,000.00	1821	5,000,000.00	1.636	1587
742718EQ8	228769	1030	PG 1.7 11-03-21	12/02/2016	1,509,939.20	1.700	11/03/2021	1,532,000.00	1797	1,532,000.00	2.009	1587
3134GBJV5	231215	1010	FHLMC 1 1-4 11-10-21	05/10/2017	4,996,000.00	1.250	11/10/2021	5,000,000.00	1645	5,000,000.00	1.268	1594
3130A9X55	228463	1010	FHLB MULTI STEP COUPON B	11/23/2016	15,000,000.00	2.150	11/23/2021	15,000,000.00	1826	15,000,000.00	2.150	1607
3130A9Y21	228535	1010	FHLB MULTI STEP COUPON B	11/30/2016	10,000,000.00	1.000	11/26/2021	10,000,000.00	1822	10,000,000.00	1.000	1610
3130AA2U1	228613	1010	FHLB MULTI STEP COUPON B	11/29/2016	14,997,000.00	1.000	11/29/2021	15,000,000.00	1826	15,000,000.00	1.004	1613
3130AABG2	228783	1010	FHLB 1 7-8 11-29-21	12/02/2016	4,967,300.00	1.875	11/29/2021	5,000,000.00	1823	5,000,000.00	2.013	1613
912828U65	228720	1020	US TREASURY NOTE	11/30/2016	9,977,734.38	1.750	11/30/2021	10,000,000.00	1826	10,000,000.00	1.797	1614
912828U65	228782	1020	T 1 3-4 11-30-21	12/02/2016	9,935,937.50	1.750	11/30/2021	10,000,000.00	1824	10,000,000.00	1.885	1614
69353REY0	229228	1030	PNC 2.55 12-09-21 BKNT	01/24/2017	9,941,700.00	2.550	12/09/2021	10,000,000.00	1780	10,000,000.00	2.678	1623
3134GAZA5	228621	1010	FHLMC DEBENTURE	12/13/2016	10,000,000.00	2.000	12/13/2021	10,000,000.00	1826	10,000,000.00	2.000	1627
3130AACT3	231392	1010	FHLB 1 1-2 12-28-21 0003	05/16/2017	5,000,000.00	1.500	12/28/2021	5,000,000.00	1687	5,000,000.00	1.500	1642
3134GBBE1	230068	1010	FHLMC 2 1-4 12-29-21	03/29/2017	4,569,543.00	2.250	12/29/2021	4,570,000.00	1736	4,570,000.00	2.253	1643
3134GBBE1	230071	1010	FHLMC 2 1-4 12-29-21	03/29/2017	2,929,707.00	2.250	12/29/2021	2,930,000.00	1736	2,930,000.00	2.253	1643
3130AAET1	231687	1010	FHLB 2.05 12-29-21	06/13/2017	8,400,000.00	2.050	12/29/2021	8,400,000.00	1660	8,400,000.00	2.050	1643
912828U81	229026	1020	T 2 12-31-21	01/03/2017	10,011,718.75	2.000	12/31/2021	10,000,000.00	1823	10,000,000.00	1.975	1645
89236TDP7	229155	1030	TOYOTA 2.6 01-11-22 MTN	01/13/2017	10,028,900.00	2.600	01/11/2022	10,000,000.00	1824	10,000,000.00	2.538	1656
91159HHP8	229284	1030	USB 2 5-8 01-24-22	01/26/2017	5,027,150.00	2.625	01/24/2022	5,000,000.00	1824	5,000,000.00	2.509	1669
91159HHP8	229865	1030	USB 2 5-8 01-24-22	03/13/2017	4,984,300.00	2.625	01/24/2022	5,000,000.00	1778	5,000,000.00	2.694	1669
3133EHGM9	230953	1010	FFCB 2.05 01-24-22	04/25/2017	6,793,948.00	2.050	01/24/2022	6,800,000.00	1735	6,800,000.00	2.070	1669

Run Date: 7/6/2017 5:11:19 AM

Investments Outstanding As Of Date: 6/30/2017

INVENTORY BY MATURITY REPORT

CUSIP	Investment #	Fund	Issuer	Purchase Date	Current Book	Current Rate	Maturity Date	Maturity Amount	Total Days From Purc	Current Par	YTM	Days to Maturity
3134GAL85	229091	1010	FHLMC 2 1-4 01-27-22	01/27/2017	10,000,000.00	2.250	01/27/2022	10,000,000.00	1826	10,000,000.00	2.250	1672
3130AAMH8	229174	1010	FHLB 1 01-27-22 0005	01/27/2017	7,500,000.00	1.000	01/27/2022	7,500,000.00	1826	7,500,000.00	1.000	1672
459200JQ5	229351	1030	IBM 2 1-2 01-27-22	01/31/2017	9,995,300.00	2.500	01/27/2022	10,000,000.00	1822	10,000,000.00	2.510	1672
912828H86	229805	1020	T 1 1-2 01-31-22	03/06/2017	9,740,625.00	1.500	01/31/2022	10,000,000.00	1792	10,000,000.00	2.058	1676
084670BF4	230356	1030	BRK 3.4 01-31-22	04/17/2017	5,487,336.32	3.400	01/31/2022	5,216,000.00	1750	5,216,000.00	2.247	1676
037833CM0	229502	1030	AAPL 2 1-2 02-09-22	02/10/2017	15,071,400.00	2.500	02/09/2022	15,000,000.00	1825	15,000,000.00	2.398	1685
3130AAQF8	229296	1010	FHLB 0 7-8 02-10-22	02/10/2017	15,000,000.00	.875	02/10/2022	15,000,000.00	1826	15,000,000.00	.875	1686
3133EHJF1	231881	1010	FFCB 2.14 02-11-22	06/28/2017	9,800,000.00	2.140	02/11/2022	9,800,000.00	1689	9,800,000.00	2.140	1687
3134GA4G6	229582	1010	FHLMC 1 1-2 02-28-22 0000	02/28/2017	9,988,000.00	1.500	02/28/2022	10,000,000.00	1826	10,000,000.00	1.525	1704
3130AAUY2	229673	1010	FHLB 1 1-4 02-28-22	02/28/2017	10,000,000.00	1.250	02/28/2022	10,000,000.00	1826	10,000,000.00	1.250	1704
912828J43	229757	1020	T 1 3-4 02-28-22	03/02/2017	9,872,330.00	1.750	02/28/2022	10,000,000.00	1824	10,000,000.00	2.020	1704
478160CD4	229772	1030	JNJ 2 1-4 03-03-22	03/06/2017	9,974,600.00	2.250	03/03/2022	10,000,000.00	1823	10,000,000.00	2.304	1707
3130AAVE5	229714	1010	FHLB 1 03-08-22	03/08/2017	14,977,500.00	1.000	03/08/2022	15,000,000.00	1826	15,000,000.00	1.031	1712
3134GBBW1	229817	1010	FHLMC 2.4 03-29-22	03/29/2017	10,000,000.00	2.400	03/29/2022	10,000,000.00	1826	10,000,000.00	2.400	1733
912828W89	231009	1020	T 1 7-8 03-31-22	04/27/2017	10,007,031.25	1.875	03/31/2022	10,000,000.00	1799	10,000,000.00	1.860	1735
912828W89	231248	1020	T 1 7-8 03-31-22	05/05/2017	10,000,000.00	1.875	03/31/2022	10,000,000.00	1791	10,000,000.00	1.875	1735
46513XGT1	230154	1010	ISRAEL BOND	04/03/2017	7,500,000.00	3.500	04/01/2022	7,500,000.00	1824	7,500,000.00	3.500	1736
46513XHT0	230155	1010	ISRAEL FLOATING RATE BOND	04/03/2017	7,500,000.00	3.538	04/01/2022	7,500,000.00	1824	7,500,000.00	3.538	1736
46513XBT6	230156	1010	ISRAEL BOND	04/03/2017	10,000,000.00	3.200	04/01/2022	10,000,000.00	1824	10,000,000.00	3.200	1736
3134GBGJ5	230277	1010	FHLMC 1.1 04-27-22	04/27/2017	15,000,000.00	1.100	04/27/2022	15,000,000.00	1826	15,000,000.00	1.100	1762
3134GBLX8	231106	1010	FHLMC 1 1-2 05-10-22	05/10/2017	9,997,500.00	1.500	05/10/2022	10,000,000.00	1826	10,000,000.00	1.505	1775
037833CQ1	231272	1030	AAPL 2.3 05-11-22	05/11/2017	4,997,650.00	2.300	05/11/2022	5,000,000.00	1826	5,000,000.00	2.310	1776
3134GBNE8	231149	1010	FHLMC 1.1 05-16-22	05/16/2017	15,000,000.00	1.100	05/16/2022	15,000,000.00	1826	15,000,000.00	1.100	1781
3130ABCX2	231190	1010	FHLB 1 05-16-22	05/16/2017	15,000,000.00	1.000	05/16/2022	15,000,000.00	1826	15,000,000.00	1.000	1781
3134GBNA6	231332	1010	FHLMC 2.05 05-25-22 0000	05/25/2017	9,982,500.00	2.050	05/25/2022	10,000,000.00	1826	10,000,000.00	2.087	1790
912828XR6	231877	1020	T 1 3-4 05-31-22	06/28/2017	9,979,687.50	1.750	05/31/2022	10,000,000.00	1798	10,000,000.00	1.793	1796
3134GBUT7	231682	1010	FHLMC 1.2 06-22-22	06/22/2017	15,000,000.00	1.200	06/22/2022	15,000,000.00	1826	15,000,000.00	1.200	1818
3134GBTS1	231702	1010	FHLMC 2 1-8 06-29-22	06/29/2017	6,250,000.00	2.125	06/29/2022	6,250,000.00	1826	6,250,000.00	2.125	1825
3134GBTS1	231829	1010	FHLMC 2 1-8 06-29-22	06/29/2017	10,000,000.00	2.125	06/29/2022	10,000,000.00	1826	10,000,000.00	2.125	1825
912828XW5	231908	1020	T 1 3-4 06-30-22	06/30/2017	9,959,375.00	1.750	06/30/2022	10,000,000.00	1826	10,000,000.00	1.835	1826

Run Date: 7/6/2017 5:11:19 AM

Investments Outstanding As Of Date: 6/30/2017

MOODY DISTRIBUTION

Moody (000's)	Par	Book	Market	MKT/Book	Yield
Blank	10,528,382.48	10,546,661.31	10,514,244.81	99.69 %	1.10 %
Totals (000's):	10,528,382.48	10,546,661.31	10,514,244.81	99.69 %	1.10 %

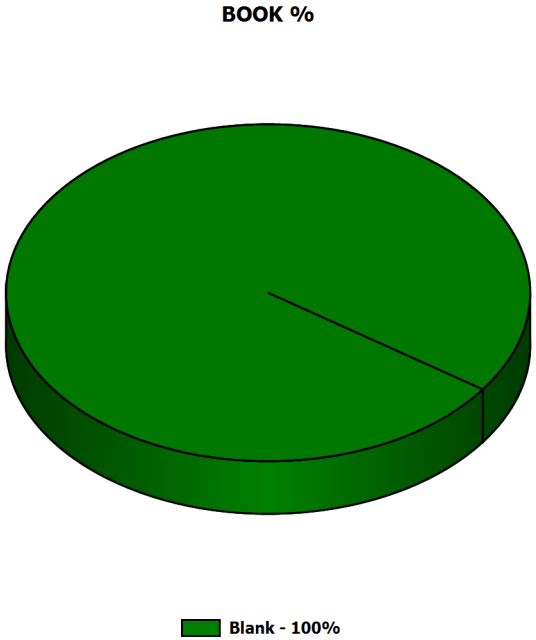

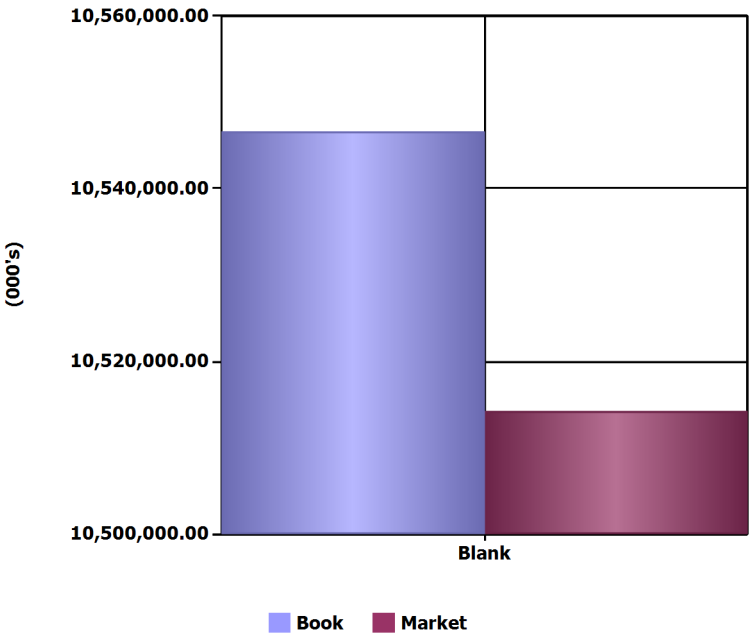

Run Date: 7/6/2017 5:11:19 AM

Investments Outstanding As Of Date: 6/30/2017

S&P DISTRIBUTION
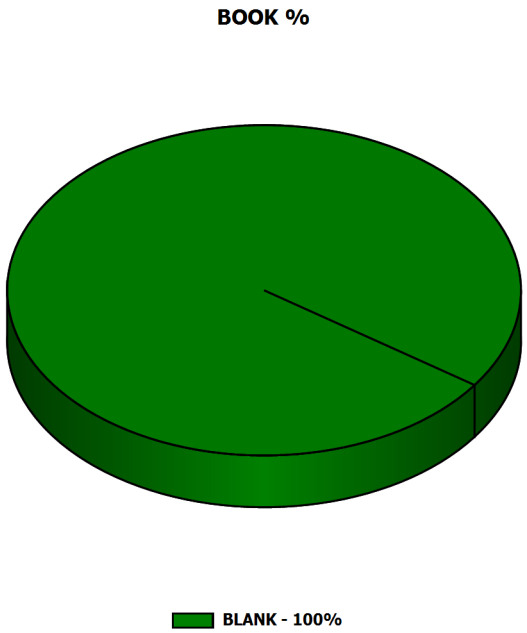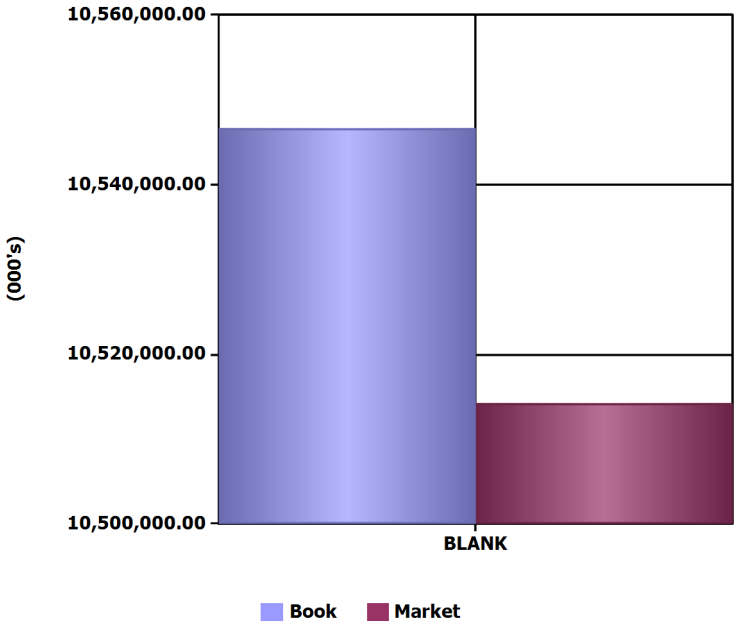
S&P (000's)	Par	Book	Market	MKT/Book	Yield
BLANK	10,528,382.48	10,546,661.31	10,514,244.81	99.69 %	1.10 %
Totals (000's):	10,528,382.48	10,546,661.31	10,514,244.81	99.69 %	1.10 %