Run Date: 5/1/2017 10:14:30 AM

Investments Outstanding As Of Date: 4/30/2017

PORTFOLIO ALLOCATION

Assets (000's)	Current Par	Current Book	Current Market	Mkt/ Cur Book	Yield	WAL (Yr)	Mat (Yr)
Commercial Paper	247,101.61	246,748.58	247,053.28	100.12 %	0.80 %	.025	.025
Corporate Bonds	931,452.00	948,169.67	940,255.41	99.17 %	1.71 %	2.447	2.482
Israel Bonds	165,000.00	165,000.00	164,886.33	99.93 %	2.35 %	2.288	2.288
Money Market Funds	954,084.50	954,084.50	954,084.50	100.00 %	0.70 %	.003	.003
Money Market Now - Sweep	94,117.83	94,117.83	94,117.83	100.00 %	0.35 %	.003	.003
Repurchase Agreements	200,000.00	200,000.00	200,000.00	100.00 %	0.79 %	.003	.003
Special Projects	214,885.05	214,885.05	214,885.05	100.00 %	0.49 %	.732	.732
Star Ohio	201,222.93	201,222.93	201,222.93	100.00 %	1.01 %	.003	.003
Star Plus (FICA)	50,364.10	50,364.10	50,364.10	100.00 %	0.65 %	.003	.003
U.S. Agency/Instruments	3,091,660.00	3,097,660.61	3,083,170.04	99.53 %	1.07 %	.679	1.705
U.S. Government	4,035,000.00	4,030,963.47	4,025,947.90	99.88 %	0.89 %	1.147	1.147
Totals (000's):	10,184,888.03	10,203,216.75	10,175,987.37	99.73 %	1.01 %	.938	1.252

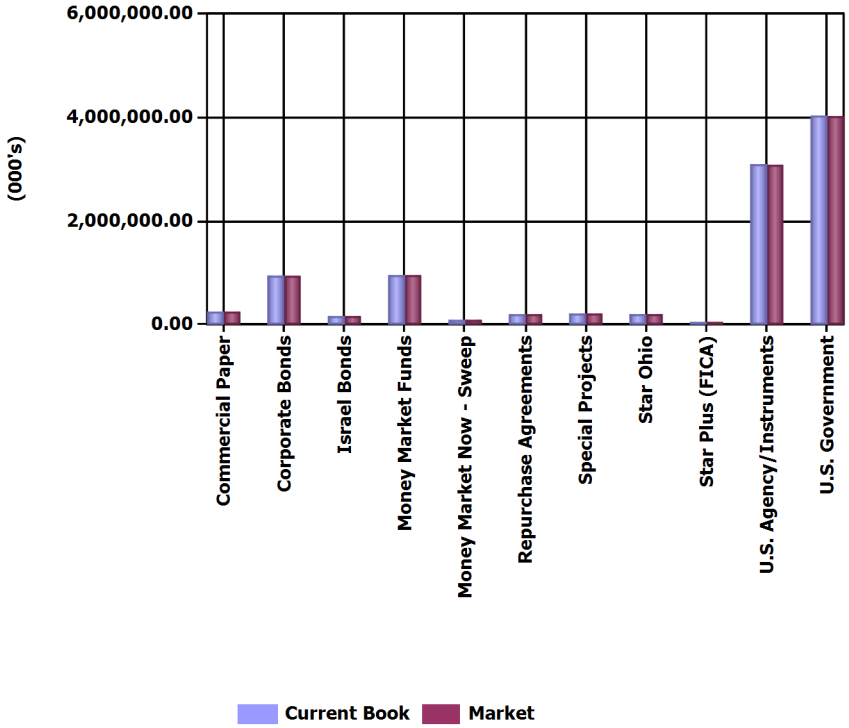

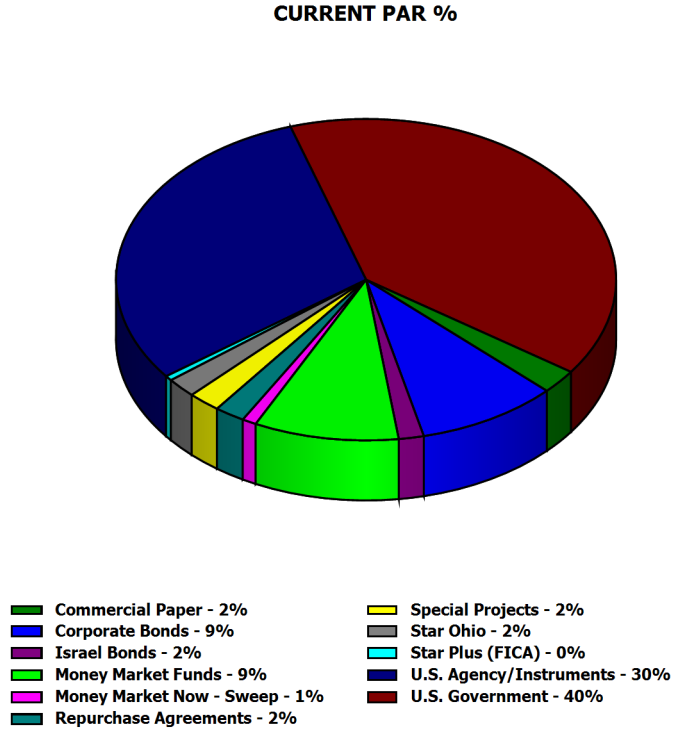

Run Date: 5/1/2017 10:14:30 AM

Investments Outstanding As Of Date: 4/30/2017

MATURITY ANALYSIS

Assets (000's)	Current Par	Duration (Yr)	Effective Duration (Yr)	WAL (Yr)	Mat (Yr)
Commercial Paper	247,101.61	.025	.025	.025	.025
Corporate Bonds	931,452.00	2.389	1.957	2.447	2.482
Israel Bonds	165,000.00	2.187	2.187	2.288	2.288
Money Market Funds	954,084.50	.003	.003	.003	.003
Money Market Now - Sweep	94,117.83	.003	.003	.003	.003
Repurchase Agreements	200,000.00	.003	.003	.003	.003
Special Projects	214,885.05	.730	.730	.732	.732
Star Ohio	201,222.93	.003	.003	.003	.003
Star Plus (FICA)	50,364.10	.003	.003	.003	.003
U.S. Agency/Instruments	3,091,660.00	1.666	.660	.679	1.705
U.S. Government	4,035,000.00	1.124	1.124	1.147	1.147
Totals (000's):	10,184,888.03	1.222	.877	.938	1.252

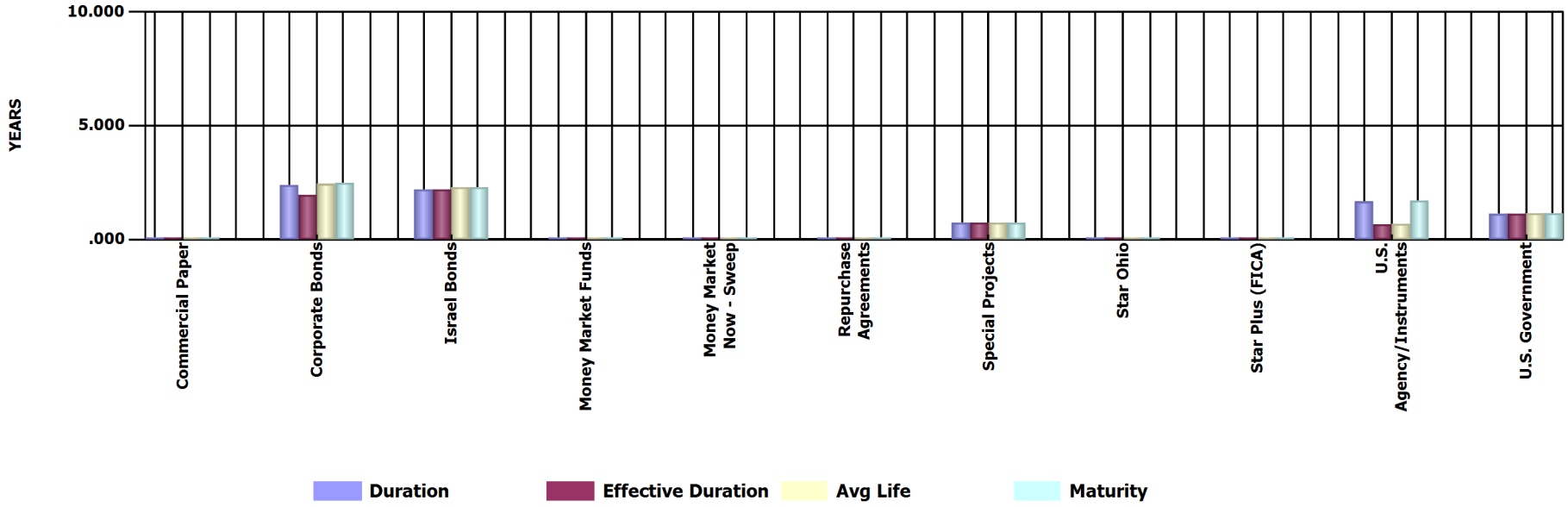

Run Date: 5/1/2017 10:14:30 AM

Investments Outstanding As Of Date: 4/30/2017

AVERAGE LIFE DISTRIBUTION

Current Par (000's)	0-3 Mos	> 3-12 Mos	> 1-2 Yr	> 2-5 Yr	Totals (000's)
Commercial Paper	247,101.61	0.00	0.00	0.00	247,101.61
Corporate Bonds	18,020.00	162,261.00	191,941.00	559,230.00	931,452.00
Israel Bonds	17,800.00	21,000.00	46,200.00	80,000.00	165,000.00
Money Market Funds	954,084.50	0.00	0.00	0.00	954,084.50
Money Market Now - Sweep	94,117.83	0.00	0.00	0.00	94,117.83
Repurchase Agreements	200,000.00	0.00	0.00	0.00	200,000.00
Special Projects	47,603.95	119,592.71	47,474.77	213.62	214,885.05
Star Ohio	201,222.93	0.00	0.00	0.00	201,222.93
Star Plus (FICA)	50,364.10	0.00	0.00	0.00	50,364.10
U.S. Agency/Instruments	1,703,899.00	791,513.00	231,793.00	364,455.00	3,091,660.00
U.S. Government	1,700,000.00	970,000.00	360,000.00	1,005,000.00	4,035,000.00
Totals (000's):	5,234,213.92	2,064,366.71	877,408.77	2,008,898.62	10,184,888.03

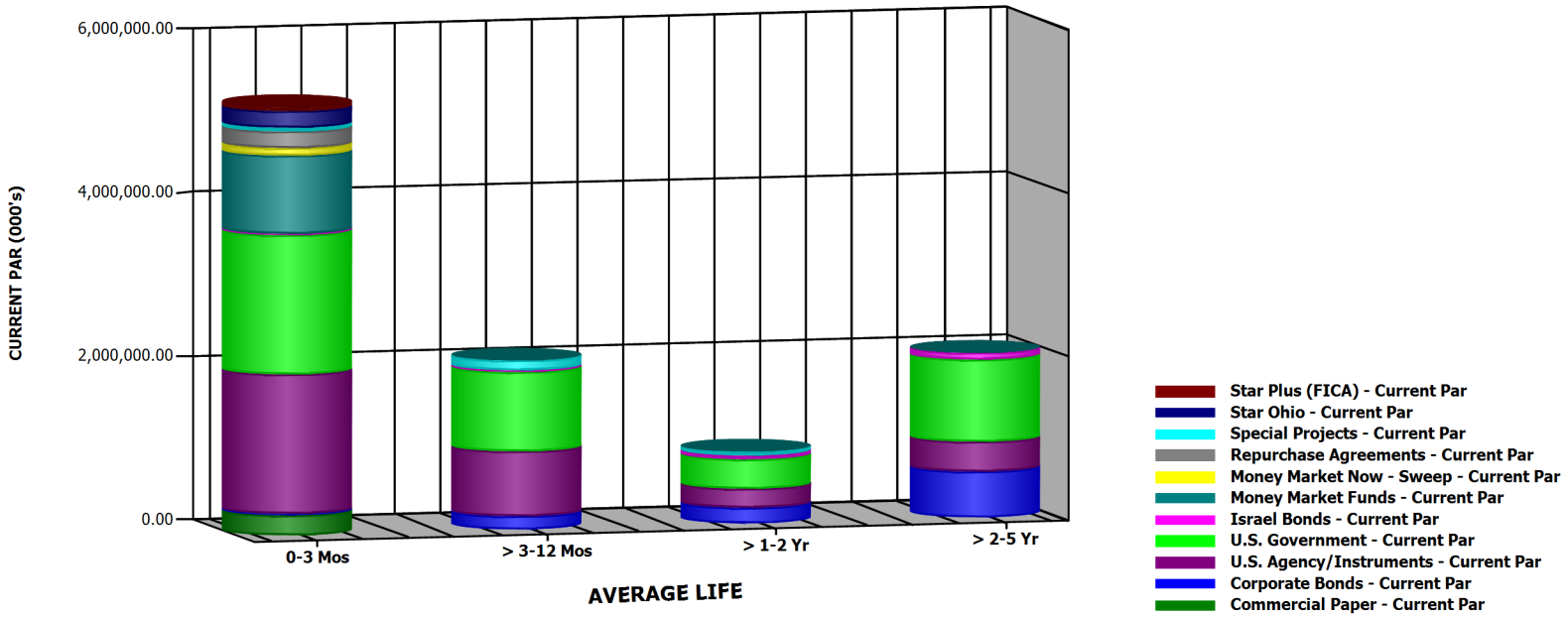

Run Date: 5/1/2017 10:14:30 AM

Investments Outstanding As Of Date: 4/30/2017

Current Par (000's)	< 1 Year	1 to 5 Year	Totals (000's)
Commercial Paper	247,101.61	0.00	247,101.61
Corporate Bonds	180,281.00	751,171.00	931,452.00
Israel Bonds	38,800.00	126,200.00	165,000.00
Money Market Funds	954,084.50	0.00	954,084.50
Money Market Now - Sweep	94,117.83	0.00	94,117.83
Repurchase Agreements	200,000.00	0.00	200,000.00
Special Projects	167,196.66	47,688.39	214,885.05
Star Ohio	201,222.93	0.00	201,222.93
Star Plus (FICA)	50,364.10	0.00	50,364.10
U.S. Agency/Instruments	1,473,602.00	1,618,058.00	3,091,660.00
U.S. Government	2,585,000.00	1,450,000.00	4,035,000.00
Totals (000's):	6,191,770.64	3,993,117.39	10,184,888.03

MATURITY DISTRIBUTION

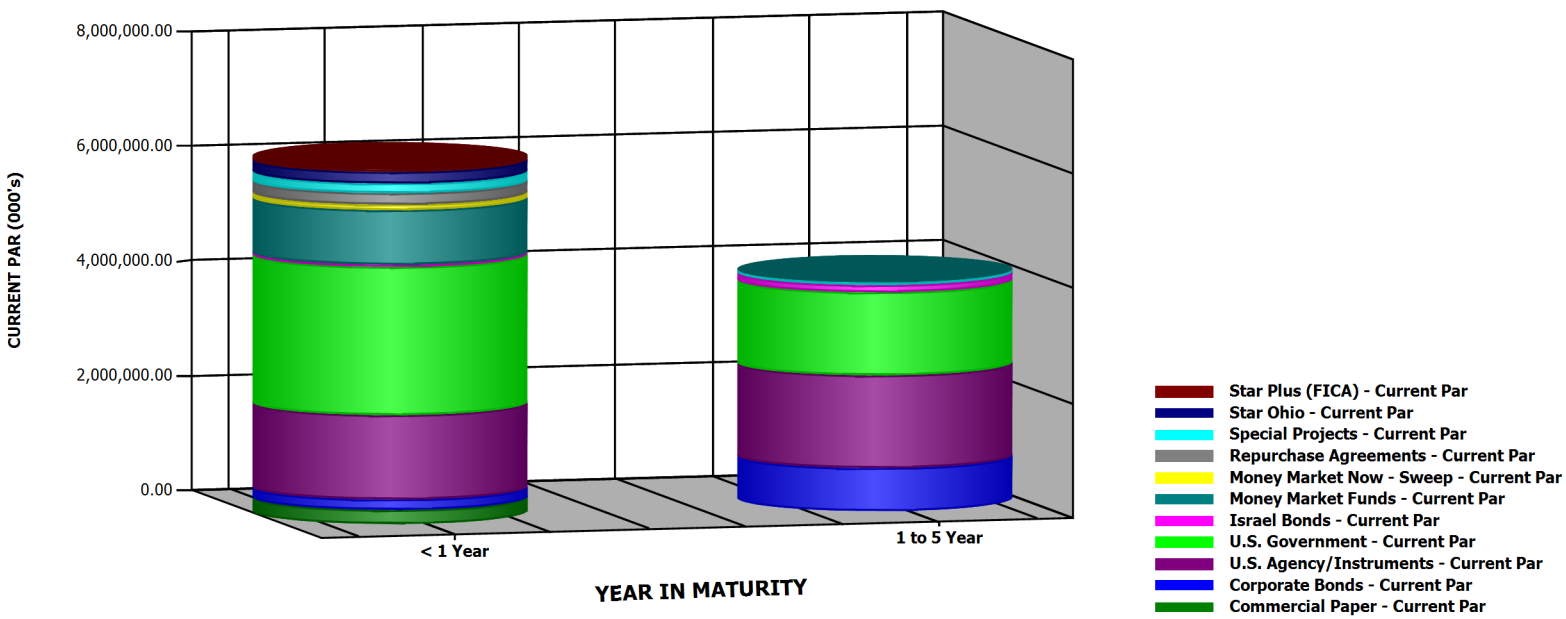

Run Date: 5/1/2017 10:14:30 AM

Investments Outstanding As Of Date: 4/30/2017

Par (000's)	< 1 Year	1 to 5 Year	Totals (000's)
Commercial Paper	247,101.61	0.00	247,101.61
Corporate Bonds	180,281.00	751,171.00	931,452.00
Israel Bonds	38,800.00	126,200.00	165,000.00
Money Market Funds	954,084.50	0.00	954,084.50
Money Market Now - Sweep	94,117.83	0.00	94,117.83
Repurchase Agreements	200,000.00	0.00	200,000.00
Special Projects	167,196.66	47,688.39	214,885.05
Star Ohio	201,222.93	0.00	201,222.93
Star Plus (FICA)	50,364.10	0.00	50,364.10
U.S. Agency/Instruments	2,495,412.00	596,248.00	3,091,660.00
U.S. Government	2,585,000.00	1,450,000.00	4,035,000.00
Totals (000's):	7,213,580.64	2,971,307.39	10,184,888.03

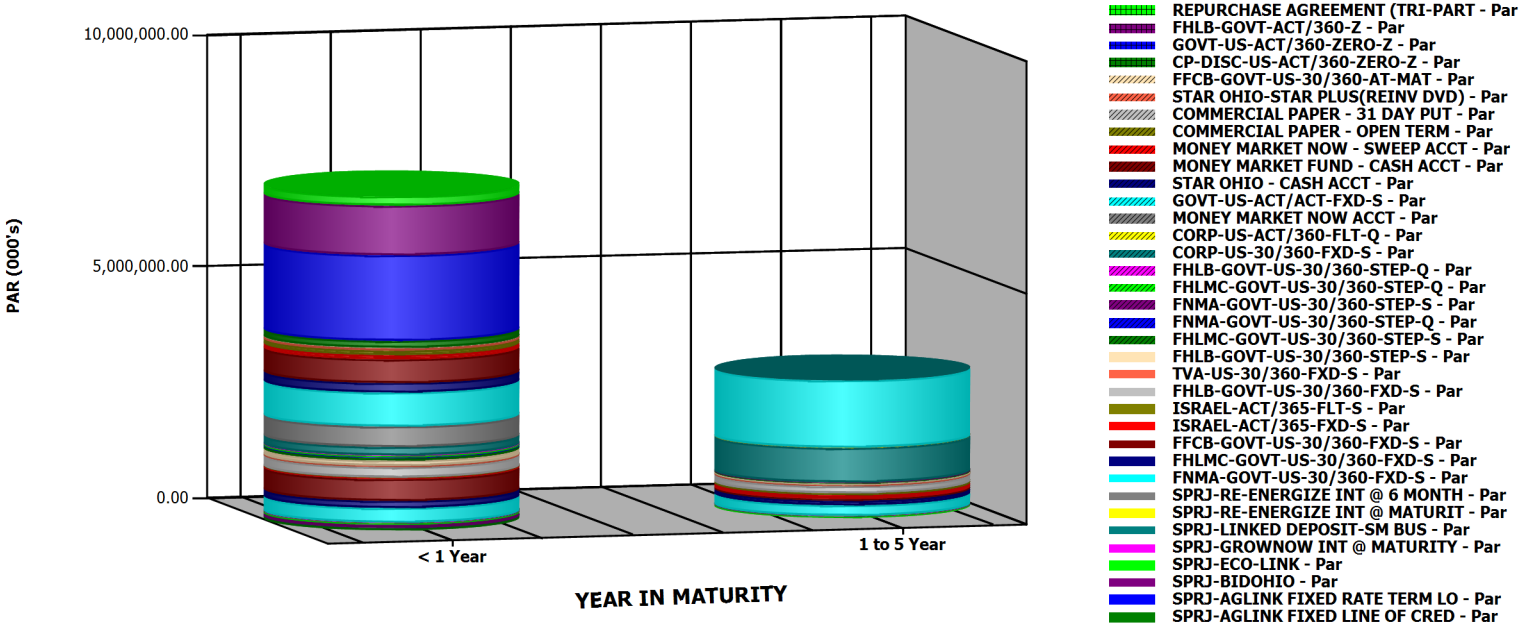

CALL/MATURITY DISTRIBUTION

Run Date: 5/1/2017 10:14:30 AM

Investments Outstanding As Of Date: 4/30/2017

INVESTMENT PORTFOLIO - POSITION DETAIL

Commercial Paper	Moodys	S&P	CUSIP	Coupon Rate	YIELD	WAL	Durtn	Effect Durtn	Purchase Date	Maturity Date	Call Date	Current Par Value	Current Book Value	Market Price	Unrealized Gain/ (Loss)
US BANK - OPEN COMMERCI			OPNCP8020	.500	.500	.003	.003	.003	11/03/2011	05/01/2017		97,101,612.17	97,101,612.17	100.000000	0.00
US BANK PUTTABLE CP			OPNCP31P9	.500	.500	.003	.000	.000	05/30/2012	05/01/2017		0.00	0.00	.000000	0.00
DEXIA CREDIT LOC 1.120 6-			25214P3V3	1.120	1.127	.090	.090	.090	11/02/2016	06/02/2017		50,000,000.00	49,670,222.22	99.922667	291,111.11
BTMUFJ 0 05-05-17			06538BS53	.000	.930	.014	.014	.014	04/26/2017	05/05/2017		50,000,000.00	49,988,375.00	99.990333	6,791.67
BTMUFJ 0 05-05-17			06538BS53	.000	.930	.014	.014	.014	04/26/2017	05/05/2017		50,000,000.00	49,988,375.00	99.990333	6,791.67
Total Count 5				.422	.801	.025	.025	.025				247,101,612.17	246,748,584.39	99.980440	304,694.45
Corporate Bonds	**Moodys**	**S&P**	**CUSIP**	**Coupon Rate**	**YIELD**	**WAL**	**Durtn**	**Effect Durtn**	**Purchase Date**	**Maturity Date**	**Call Date**	**Current Par Value**	**Current Book Value**	**Market Price**	**Unrealized Gain/ (Loss)**
CATERPILLAR FIN SERV CO			14912L5T4	2.450	2.027	1.353	1.332	1.332	01/08/2014	09/06/2018		5,000,000.00	5,093,550.00	101.060000	-40,550.00
AMERICAN EXPRESS CREDI			0258M0DJ5	2.125	1.899	1.241	1.226	1.226	01/22/2014	07/27/2018		7,125,000.00	7,194,468.75	100.600000	-26,718.75
GENERAL ELECTRIC CAPITA			36962G6K5	1.600	1.516	.559	.552	.552	02/04/2014	11/20/2017		2,855,000.00	2,863,793.40	100.151000	-4,482.35
JP MORGAN CHASE & CO			46625HJR2	2.350	2.290	1.748	1.710	1.710	02/14/2014	01/28/2019		10,000,000.00	10,028,100.00	100.998000	71,700.00
WELLS FARGO & CO			94974BFQ8	2.150	2.000	1.712	1.677	1.677	02/14/2014	01/15/2019		5,000,000.00	5,035,050.00	100.593000	-5,400.00
US BANCORP			91159HHE3	1.950	1.846	1.460	1.513	1.083	02/18/2014	11/15/2018	10/15/2018	15,000,000.00	15,070,500.00	100.577000	16,050.00
JOHN DEERE CAPITAL CORP			24422ERW1	1.200	1.171	.447	.446	.446	02/24/2014	10/10/2017		1,513,000.00	1,514,543.26	99.964000	-2,087.94
JOHN DEERE CAPITAL CORP			24422ESB6	1.300	1.421	.866	.863	.863	03/10/2014	03/12/2018		10,000,000.00	9,953,000.00	99.923000	39,300.00
JOHN DEERE CAPITAL CORP			24422ERW1	1.200	1.116	.447	.446	.446	03/11/2014	10/10/2017		3,000,000.00	3,008,820.00	99.964000	-9,900.00
JOHN DEERE CAPITAL CORP			24422EQZ5	2.800	1.295	.386	.386	.386	03/13/2014	09/18/2017		14,650,000.00	15,404,914.50	100.559000	-673,021.00
3 M CO			88579YAE1	1.000	1.029	.156	.156	.156	04/04/2014	06/26/2017		13,020,000.00	13,008,021.60	99.980000	9,374.40
WELLS FARGO & CO			94974BFV7	1.613	1.413	1.978	1.966	1.966	04/28/2014	04/22/2019		7,000,000.00	7,027,510.00	100.264000	-9,030.00
GENERAL ELECTRIC COMPA			369604BC6	5.250	1.422	.603	.587	.587	05/06/2014	12/06/2017		5,000,000.00	5,666,300.00	102.304000	-551,100.00
GENERAL ELECTRIC CAPITA			36962G3H5	5.625	1.472	.378	.378	.378	05/08/2014	09/15/2017		10,000,000.00	11,353,400.00	101.593000	-1,194,100.00
JP MORGAN CHASE & CO			46625HGY0	6.000	1.826	.712	.694	.694	05/09/2014	01/15/2018		10,000,000.00	11,480,000.00	103.076000	-1,172,400.00
US BANCORP			91159HHH6	2.200	2.062	1.901	1.954	1.285	05/12/2014	04/25/2019	03/25/2019	8,900,000.00	8,957,672.00	100.874000	20,114.00
CATERPILLAR FIN SERV CO			14912L6J5	2.000	2.023	2.849	2.774	2.774	03/20/2015	03/05/2020		10,000,000.00	9,989,200.00	99.953000	6,100.00
MICROSOFT CORP			594918AC8	4.200	1.543	2.088	1.989	1.989	05/19/2015	06/01/2019		12,413,000.00	13,697,869.63	105.615000	-587,879.68
AMERICAN EXPRESS CREDI			0258M0DP1	2.250	1.980	2.293	2.237	2.237	05/22/2015	08/15/2019		10,000,000.00	10,108,900.00	100.792000	-29,700.00
JOHN DEERE CAPITAL CORP			24422ESW0	2.050	1.960	2.863	2.786	2.786	05/29/2015	03/10/2020		10,000,000.00	10,040,600.00	100.233000	-17,300.00
PNC FIN SERV GROUP			69353REP9	2.300	2.264	3.008	2.969	1.646	06/03/2015	06/01/2020	05/02/2020	10,000,000.00	10,016,700.00	100.572000	40,500.00
GENERAL ELECTRIC CAPITA			36962G2T0	5.550	2.279	3.014	2.756	2.756	06/08/2015	05/04/2020		5,000,000.00	5,754,900.00	110.580000	-225,900.00
JP MORGAN CHASE & CO			48127HAA7	2.200	2.377	2.479	2.424	2.424	06/08/2015	10/22/2019		5,000,000.00	4,963,350.00	100.465000	59,900.00
APPLE INC			037833AJ9	1.000	1.306	1.008	1.001	1.001	06/09/2015	05/03/2018		10,000,000.00	9,913,200.00	99.718000	58,600.00

Run Date: 5/1/2017 10:14:30 AM

Investments Outstanding As Of Date: 4/30/2017

INVESTMENT PORTFOLIO - POSITION DETAIL

Corporate Bonds	Moodys	S&P	CUSIP	Coupon Rate	YIELD	WAL	Durtn	Effect Durtn	Purchase Date	Maturity Date	Call Date	Current Par Value	Current Book Value	Market Price	Unrealized Gain/ (Loss)
AMERICAN EXPRESS CREDI			0258M0DT3	2.375	2.520	2.989	2.951	1.869	06/12/2015	05/26/2020	04/25/2020	10,000,000.00	9,932,800.00	100.942000	161,400.00
WAL-MART STORES			931142DJ9	1.950	1.507	1.627	1.596	1.596	06/16/2015	12/15/2018		7,171,000.00	7,278,851.84	100.824000	-48,762.80
JOHNSON & JOHNSON			478160BM5	1.875	1.880	2.600	2.528	2.528	06/22/2015	12/05/2019		11,650,000.00	11,647,437.00	100.592000	71,531.00
3 M CO			88579YAG6	1.625	1.730	2.126	2.085	2.085	06/25/2015	06/15/2019		5,000,000.00	4,979,900.00	100.268000	33,500.00
PEPSICO INC			713448CB2	1.250	1.111	.288	.287	.287	07/06/2015	08/13/2017		9,600,000.00	9,627,648.00	100.036000	-24,192.00
WELLS FARGO & CO			949746NX5	5.625	1.389	.616	.600	.600	07/08/2015	12/11/2017		5,000,000.00	5,503,300.00	102.477000	-379,450.00
BERKSHIRE HATHAWAY INC			084664BY6	2.000	1.478	1.293	1.277	1.277	07/16/2015	08/15/2018		12,168,000.00	12,358,550.88	100.724000	-102,454.56
MICROSOFT CORP			594918AY0	1.850	1.863	2.704	2.715	1.626	07/24/2015	02/12/2020	01/12/2020	3,782,000.00	3,779,844.26	100.441000	18,834.36
INTEL CORP			458140AQ3	2.450	2.367	3.249	3.123	3.123	07/29/2015	07/29/2020		10,000,000.00	10,038,900.00	101.733000	134,400.00
COCA COLA COMPANY			191216BF6	1.650	1.449	1.507	1.478	1.478	07/31/2015	11/01/2018		6,320,000.00	6,360,068.80	100.428000	-13,019.20
MERCK & CO INC			58933YAS4	1.850	1.950	2.784	2.710	2.710	07/31/2015	02/10/2020		7,000,000.00	6,969,690.00	100.553000	69,020.00
AMERICAN HONDA FINANCE			02665WAV3	.950	1.067	.014	.014	.014	08/04/2015	05/05/2017		5,000,000.00	4,989,850.00	99.980000	9,150.00
COLGATE PALMOLIVE CO			19416QEF3	1.750	1.601	1.874	1.849	1.849	08/07/2015	03/15/2019		11,660,000.00	11,720,515.40	100.454000	-7,579.00
CHEVRON CORP			166764AR1	1.961	2.193	2.764	2.769	1.671	08/13/2015	03/03/2020	02/03/2020	5,000,000.00	4,950,000.00	100.295000	64,750.00
CHEVRON CORP			166764AV2	1.365	1.436	.838	.835	.835	08/17/2015	03/02/2018		10,000,000.00	9,982,300.00	99.971000	14,800.00
PNC BANK NA			69353RDD7	2.250	2.147	2.090	2.117	1.228	08/18/2015	07/02/2019	06/02/2019	10,000,000.00	10,038,000.00	100.707000	32,700.00
PNC BANK NA			69353RDD7	2.250	2.148	2.090	2.117	1.228	08/18/2015	07/02/2019	06/02/2019	5,000,000.00	5,018,800.00	100.707000	16,550.00
EXXON MOBIL CORPORATIO			30231GAG7	1.912	2.054	2.773	2.780	1.685	08/20/2015	03/06/2020	02/06/2020	5,000,000.00	4,969,300.00	100.596000	60,500.00
CHEVRON CORP			166764AN0	2.193	1.925	2.460	2.462	1.603	08/28/2015	11/15/2019	10/15/2019	8,319,000.00	8,408,595.63	100.940000	-11,397.03
AMERICAN HONDA FINANCE			02665WAW1	1.600	1.511	1.203	1.191	1.191	09/14/2015	07/13/2018		5,000,000.00	5,012,250.00	100.108000	-6,850.00
AMERICAN HONDA FINANCE			02665WAZ4	2.450	2.393	3.405	3.276	3.276	09/25/2015	09/24/2020		5,000,000.00	5,013,400.00	101.161000	44,650.00
CHEVRON CORP			166764AL4	1.345	1.207	.545	.538	.538	09/28/2015	11/15/2017		2,030,000.00	2,035,562.20	100.038000	-4,790.80
TOYOTA MOTOR CREDIT CO			89236TBP9	2.125	1.965	2.216	2.165	2.165	09/29/2015	07/18/2019		5,000,000.00	5,029,100.00	100.700000	5,900.00
IBM CORP			459200HT1	1.950	1.648	1.789	1.755	1.755	09/29/2015	02/12/2019		3,000,000.00	3,029,550.00	100.727000	-7,740.00
MICROSOFT CORP			594918AH7	3.000	1.880	3.425	3.271	3.271	10/01/2015	10/01/2020		7,500,000.00	7,899,075.00	103.987000	-100,050.00
WELLS FARGO & CO			94974BGM6	2.600	2.306	3.230	3.097	3.097	10/02/2015	07/22/2020		5,000,000.00	5,066,500.00	101.268000	-3,100.00
JP MORGAN CHASE & CO			46625HHS2	4.400	2.552	3.230	3.017	3.017	10/05/2015	07/22/2020		5,000,000.00	5,414,600.00	106.713000	-78,950.00
TOYOTA MOTOR CREDIT CO			89233P6S0	1.250	1.077	.433	.433	.433	10/08/2015	10/05/2017		5,000,000.00	5,016,950.00	99.988000	-17,550.00
PEPSICO INC			713448DC9	2.150	1.992	3.378	3.346	2.027	10/19/2015	10/14/2020	09/14/2020	5,000,000.00	5,037,200.00	100.884000	7,000.00
TOYOTA MOTOR CREDIT CO			89233P6S0	1.250	1.056	.433	.433	.433	11/06/2015	10/05/2017		5,216,000.00	5,235,090.56	99.988000	-19,716.48
PEPSICO INC			713448DC9	2.150	2.245	3.378	3.346	2.023	11/12/2015	10/14/2020	09/14/2020	10,000,000.00	9,955,900.00	100.884000	132,500.00
CATERPILLAR FIN SERV CO			14912L6N6	2.500	2.270	3.542	3.368	3.368	12/04/2015	11/13/2020		5,000,000.00	5,053,400.00	101.053000	-750.00
IBM CORP			459200HM6	1.625	1.983	3.044	2.958	2.958	12/07/2015	05/15/2020		5,000,000.00	4,924,250.00	99.469000	49,200.00

Run Date: 5/1/2017 10:14:30 AM

Investments Outstanding As Of Date: 4/30/2017

INVESTMENT PORTFOLIO - POSITION DETAIL

Corporate Bonds	Moodys	S&P	CUSIP	Coupon Rate	YIELD	WAL	Durtn	Effect Durtn	Purchase Date	Maturity Date	Call Date	Current Par Value	Current Book Value	Market Price	Unrealized Gain/ (Loss)
COCA COLA COMPANY			191216BT6	1.875	1.944	3.496	3.396	3.396	12/14/2015	10/27/2020		5,809,000.00	5,790,295.02	100.209000	30,845.79
CHEVRON CORP			166764AE0	1.718	1.536	1.066	1.137	.704	12/15/2015	06/24/2018	05/24/2018	5,500,000.00	5,524,695.00	100.322000	-6,985.00
TOYOTA MOTOR CREDIT CO			89236TCP8	1.550	1.544	1.203	1.191	1.191	12/17/2015	07/13/2018		5,000,000.00	5,000,750.00	100.078000	3,150.00
WAL-MART STORES			931142CU5	3.625	1.961	3.192	3.013	3.013	12/21/2015	07/08/2020		9,150,000.00	9,809,257.50	105.737000	-134,322.00
JOHN DEERE CAPITAL CORP			24422ETF6	2.550	2.246	3.696	3.518	3.518	01/26/2016	01/08/2021		5,000,000.00	5,070,800.00	101.298000	-5,900.00
EXXON MOBIL CORPORATIO			30231GAV4	2.222	1.940	3.762	3.687	2.153	03/28/2016	03/01/2021	02/01/2021	5,000,000.00	5,066,000.00	100.717000	-30,150.00
JOHNSON & JOHNSO 1.650			478160BS2	1.650	1.444	3.762	3.724	2.212	04/18/2016	03/01/2021	02/01/2021	1,488,000.00	1,502,329.44	99.072000	-28,138.08
INTEL CORP 1.700 5-19-21			458140AW0	1.700	1.724	3.973	3.904	2.418	05/19/2016	05/19/2021	04/19/2021	10,000,000.00	9,988,500.00	98.633000	-125,200.00
MICROSOFT CORP 1.300 11-			594918BF0	1.300	1.029	1.512	1.489	1.489	06/10/2016	11/03/2018		11,775,000.00	11,850,360.00	99.953000	-80,894.25
APPLE INC 2.100 5-06-19			037833AQ3	2.100	1.213	2.016	1.966	1.966	06/15/2016	05/06/2019		9,014,000.00	9,240,431.68	101.104000	-126,917.12
IBM CORP 1.800 5-17-19			459200JE2	1.800	1.211	2.047	2.003	2.003	06/20/2016	05/17/2019		5,000,000.00	5,083,800.00	100.411000	-63,250.00
EXXON MOBIL CORP 1.305 3			30231GAL6	1.305	.881	.849	.847	.847	06/30/2016	03/06/2018		5,808,000.00	5,849,062.56	99.981000	-42,166.08
WELLS FARGO & CO 1.400 9			94974BGB0	1.400	1.010	.359	.359	.359	07/08/2016	09/08/2017		2,550,000.00	2,561,500.50	99.994000	-11,653.50
IBM CORP 1.625 5-15-20			459200HM6	1.625	1.187	3.044	2.959	2.959	07/12/2016	05/15/2020		7,000,000.00	7,114,870.00	99.469000	-152,040.00
CATERPILLAR FIN 1.500 2-2			14912L6P1	1.500	.889	.819	.810	.810	07/13/2016	02/23/2018		10,000,000.00	10,097,500.00	99.978000	-99,700.00
JP MORGAN CHASE 2.750 6-			46625HLW8	2.750	1.935	3.066	3.010	1.686	07/19/2016	06/23/2020	05/23/2020	10,000,000.00	10,306,900.00	101.645000	-142,400.00
AMERICAN HONDA F 2.250			02665WAH4	2.250	1.281	2.293	2.237	2.237	07/20/2016	08/15/2019		5,000,000.00	5,145,300.00	100.969000	-96,850.00
MICROSOFT CORP 1.850 2-1			594918AY0	1.850	1.260	2.704	2.716	1.632	07/25/2016	02/12/2020	01/12/2020	5,522,000.00	5,634,648.80	100.441000	-88,296.78
MICROSOFT CORP 1.850 2-1			594918AY0	1.850	1.254	2.704	2.716	1.632	07/25/2016	02/12/2020	01/12/2020	5,000,000.00	5,103,100.00	100.441000	-81,050.00
WELLS FARGO & CO 2.100 7			949746SA0	2.100	2.079	4.241	4.056	4.056	07/26/2016	07/26/2021		5,000,000.00	5,005,000.00	98.668000	-71,600.00
AMERICAN HONDA F 1.650			02665WBF7	1.650	1.605	4.203	4.056	4.056	08/01/2016	07/12/2021		8,475,000.00	8,493,051.75	97.501000	-229,842.00
COCA COLA COMPAN 1.150			191216BA7	1.150	.813	.921	.917	.917	08/04/2016	04/01/2018		5,000,000.00	5,027,650.00	99.866000	-34,350.00
BERKSHIRE HATHAW 1.450			084664CE9	1.450	.884	.852	.849	.849	08/04/2016	03/07/2018		2,539,000.00	2,561,673.27	100.090000	-20,388.17
WELLS FARGO & CO 2.150 1			94974BFQ8	2.150	1.272	1.712	1.677	1.677	08/05/2016	01/15/2019		9,272,000.00	9,467,361.04	100.593000	-140,378.08
APPLE INC 1.700 2-22-19			037833BQ2	1.700	1.040	1.816	1.786	1.786	08/05/2016	02/22/2019		10,000,000.00	10,165,500.00	100.408000	-124,700.00
TOYOTA MOTOR CRE 2.000			89236TAY1	2.000	1.051	1.485	1.469	1.469	08/05/2016	10/24/2018		10,000,000.00	10,207,600.00	100.618000	-145,800.00
MERCK & CO INC 5.000 6-30			589331AN7	5.000	1.146	2.167	2.054	2.054	08/08/2016	06/30/2019		13,007,000.00	14,429,965.80	106.971000	-516,247.83
INTEL CORP 1.350 12-15-17			458140AL4	1.350	.843	.627	.622	.622	08/09/2016	12/15/2017		15,000,000.00	15,101,850.00	100.048000	-94,650.00
TOYOTA MOTOR CRE 2.125			89236TBP9	2.125	1.250	2.216	2.165	2.165	08/12/2016	07/18/2019		5,000,000.00	5,125,600.00	100.700000	-90,600.00
MICROSOFT CORP 1.550 8-0			594918BP8	1.550	1.504	4.192	4.136	2.449	08/16/2016	08/08/2021	07/08/2021	10,000,000.00	10,022,000.00	98.027000	-219,300.00
CHEVRON CORP 1.345 11-1			166764AL4	1.345	.936	.545	.538	.538	08/16/2016	11/15/2017		10,000,000.00	10,050,500.00	100.038000	-46,700.00
PEPSICO INC 1.500 2-22-19			713448DE5	1.500	1.006	1.816	1.789	1.789	08/16/2016	02/22/2019		3,053,000.00	3,090,368.72	99.950000	-38,895.22
PNC BANK NA 5.125 2-08-2			693476BJ1	5.125	1.623	2.778	2.601	2.601	08/22/2016	02/08/2020		5,000,000.00	5,586,950.00	108.197000	-177,100.00

Run Date: 5/1/2017 10:14:30 AM

Investments Outstanding As Of Date: 4/30/2017

INVESTMENT PORTFOLIO - POSITION DETAIL

Corporate Bonds	Moodys	S&P	CUSIP	Coupon Rate	YIELD	WAL	Durtn	Effect Durtn	Purchase Date	Maturity Date	Call Date	Current Par Value	Current Book Value	Market Price	Unrealized Gain/ (Loss)
AMERICAN HONDA F 1.700			02665WBA8	1.700	1.147	1.816	1.786	1.786	08/26/2016	02/22/2019		4,496,000.00	4,556,875.84	99.977000	-61,909.92
MICROSOFT CORP 1.100 8-0			594918BN3	1.100	1.162	2.274	2.245	2.245	09/01/2016	08/08/2019		5,000,000.00	4,991,050.00	99.047000	-38,700.00
AMERICAN EXPRESS 1.800 7			0258M0DV8	1.800	1.307	1.167	1.237	.800	09/01/2016	07/31/2018	06/30/2018	10,000,000.00	10,092,900.00	100.136000	-79,300.00
COCA COLA COMPAN 1.550			191216BY5	1.550	1.527	4.342	4.200	4.200	09/02/2016	09/01/2021		5,000,000.00	5,005,500.00	98.112000	-99,900.00
PEPSICO INC 5.000 6-01-18			713448BH0	5.000	1.016	1.088	1.051	1.051	09/07/2016	06/01/2018		4,501,000.00	4,808,283.27	103.893000	-132,059.34
PEPSICO INC 1.850 4-30-20			713448CS5	1.850	1.382	2.918	2.933	1.847	09/08/2016	04/30/2020	03/30/2020	5,024,000.00	5,107,197.44	100.099000	-78,223.68
AMERICAN HONDA F 1.700			02665WBG5	1.700	1.697	4.364	4.210	4.210	09/12/2016	09/09/2021		10,000,000.00	10,001,400.00	97.619000	-239,500.00
WAL-MART STORES 1.125 4			931142DF7	1.125	.893	.948	.944	.944	09/19/2016	04/11/2018		10,000,000.00	10,035,100.00	99.845000	-50,600.00
3 M CO 1.625 9-19-21			88579YAU5	1.625	1.519	4.307	4.244	2.553	09/20/2016	09/19/2021	08/19/2021	7,000,000.00	7,035,700.00	98.364000	-150,220.00
PNC BANK NA 1.800 11-05-1			69353RET1	1.800	1.355	1.436	1.487	1.066	09/23/2016	11/05/2018	10/06/2018	5,000,000.00	5,046,200.00	100.133000	-39,550.00
AMERICAN HONDA F 1.500			02665WAT8	1.500	1.002	.868	.866	.866	09/30/2016	03/13/2018		7,500,000.00	7,553,700.00	100.096000	-46,500.00
PEPSICO INC 1.700 10-06-2			713448DL9	1.700	1.716	4.356	4.285	2.587	10/07/2016	10/06/2021	09/06/2021	10,000,000.00	9,992,400.00	98.152000	-177,200.00
INTEL CORP 3.300 10-01-21			458140AJ9	3.300	1.723	4.425	4.149	4.149	10/24/2016	10/01/2021		5,288,000.00	5,681,004.16	104.896000	-134,103.68
TOYOTA MOTOR CRE 1.550			89236TDH5	1.550	1.513	2.468	2.429	2.429	11/04/2016	10/18/2019		9,620,000.00	9,630,197.20	99.344000	-73,304.40
PROCTER & GAMBLE 1.700			742718EQ8	1.700	1.636	4.515	4.323	4.323	11/08/2016	11/03/2021		5,000,000.00	5,015,250.00	98.911000	-69,700.00
WAL-MART STORES 3.250 1			931142CZ4	3.250	1.838	3.490	3.327	3.327	11/17/2016	10/25/2020		7,500,000.00	7,900,500.00	104.802000	-40,350.00
US BANCORP 2.350 1-29-21			91159HHL7	2.350	2.087	3.668	3.589	2.052	11/18/2016	01/29/2021	12/29/2020	10,000,000.00	10,105,100.00	100.751000	-30,000.00
JP MORGAN CHASE & CO			46623EKG3	2.295	2.614	3.296	4.091	1.928	11/28/2016	08/15/2021	08/15/2020	8,085,000.00	7,971,163.20	99.348000	61,122.60
PG 1.7 11-03-21			742718EQ8	1.700	2.009	4.515	4.321	4.321	12/02/2016	11/03/2021		1,532,000.00	1,509,939.20	98.911000	5,377.32
USB 2.35 01-29-21 MTN			91159HHL7	2.350	2.260	3.668	3.589	2.050	12/05/2016	01/29/2021	12/29/2020	2,725,000.00	2,734,592.00	100.751000	10,872.75
AAPL 2.85 05-06-21			037833AR1	2.850	2.278	4.019	3.775	3.775	12/05/2016	05/06/2021		3,097,000.00	3,171,018.30	102.983000	18,365.21
AAPL 2 1-4 02-23-21			037833BS8	2.250	2.232	3.737	3.662	2.123	12/16/2016	02/23/2021	01/23/2021	10,000,000.00	10,006,900.00	100.982000	91,300.00
TOYOTA 2.6 01-11-22 MTN			89236TDP7	2.600	2.538	4.704	4.416	4.416	01/13/2017	01/11/2022		10,000,000.00	10,028,900.00	100.958000	66,900.00
GE 6 8-7-19			36962G4D3	6.000	1.689	2.271	2.136	2.136	01/20/2017	08/07/2019		5,000,000.00	5,535,200.00	109.513000	-59,550.00
PNC 2.55 12-09-21 BKNT			69353REY0	2.550	2.678	4.532	4.333	2.418	01/24/2017	12/09/2021	11/09/2021	10,000,000.00	9,941,700.00	100.569000	115,200.00
USB 2 5-8 01-24-22			91159HHP8	2.625	2.509	4.652	4.453	2.541	01/26/2017	01/24/2022	12/23/2021	5,000,000.00	5,027,150.00	100.909000	18,300.00
IBM 2 1-2 01-27-22			459200JQ5	2.500	2.510	4.748	4.473	4.473	01/31/2017	01/27/2022		10,000,000.00	9,995,300.00	101.249000	129,600.00
CVX 2.1 05-16-21			166764BG4	2.100	2.288	3.962	3.861	2.361	02/09/2017	05/16/2021	04/15/2021	12,245,000.00	12,151,448.20	99.769000	65,265.85
AAPL 2 1-2 02-09-22			037833CM0	2.500	2.398	4.699	4.507	2.594	02/10/2017	02/09/2022	01/09/2022	15,000,000.00	15,071,400.00	101.407000	139,650.00
JNJ 2 1-4 03-03-22			478160CD4	2.250	2.304	4.767	4.598	2.679	03/06/2017	03/03/2022	02/03/2022	10,000,000.00	9,974,600.00	100.890000	114,400.00
PEP 1.7 10-06-21			713448DL9	1.700	2.375	4.356	4.282	2.575	03/10/2017	10/06/2021	09/06/2021	7,000,000.00	6,796,230.00	98.152000	74,410.00
USB 2 5-8 01-24-22			91159HHP8	2.625	2.694	4.652	4.451	2.537	03/13/2017	01/24/2022	12/23/2021	5,000,000.00	4,984,300.00	100.909000	61,150.00
XOM 2.222 03-01-21			30231GAV4	2.222	2.355	3.762	3.685	2.146	03/15/2017	03/01/2021	02/01/2021	5,000,000.00	4,975,000.00	100.717000	60,850.00

Run Date: 5/1/2017 10:14:30 AM

Investments Outstanding As Of Date: 4/30/2017

INVESTMENT PORTFOLIO - POSITION DETAIL

Corporate Bonds	Moodys	S&P	CUSIP	Coupon Rate	YIELD	WAL	Durtn	Effect Durtn	Purchase Date	Maturity Date	Call Date	Current Par Value	Current Book Value	Market Price	Unrealized Gain/ (Loss)
CVX 2.419 11-17-20			166764AY6	2.419	2.151	3.468	3.385	2.099	03/29/2017	11/17/2020	10/17/2020	5,412,000.00	5,462,385.72	101.401000	25,436.40
PNC 2 1-4 07-02-19 BKNT			69353RDD7	2.250	1.894	2.090	2.117	1.229	03/31/2017	07/02/2019	06/02/2019	3,132,000.00	3,156,429.60	100.707000	-2,286.36
IBM 2 1-4 02-19-21			459200JF9	2.250	2.108	3.811	3.651	3.651	04/03/2017	02/19/2021		5,000,000.00	5,026,250.00	100.902000	18,850.00
GE 2.1 12-11-19			36962G6P4	2.100	1.850	2.616	2.537	2.537	04/03/2017	12/11/2019		3,000,000.00	3,019,590.00	100.828000	5,250.00
CL 2.95 11-01-20			19416QDR8	2.950	1.902	3.510	3.310	3.310	04/06/2017	11/01/2020		3,225,000.00	3,341,067.75	103.569000	-967.50
BRK 3.4 01-31-22			084670BF4	3.400	2.247	4.759	4.402	4.402	04/17/2017	01/31/2022		5,216,000.00	5,487,336.32	105.145000	-2,973.12
USB 4 1-8 05-24-21 MTN			91159HHA1	4.125	2.208	3.984	3.736	2.300	04/19/2017	05/24/2021	04/23/2021	10,000,000.00	10,746,700.00	107.174000	-29,300.00
Total Count 130				2.309	1.714	2.447	2.389	1.957				931,452,000.00	948,169,671.99	100.945127	-7,914,264.02

Israel Bonds	Moodys	S&P	CUSIP	Coupon Rate	YIELD	WAL	Durtn	Effect Durtn	Purchase Date	Maturity Date	Call Date	Current Par Value	Current Book Value	Market Price	Unrealized Gain/ (Loss)
ISRAEL BOND			46513AE89	2.610	2.610	.836	.830	.830	03/01/2013	03/01/2018		10,500,000.00	10,500,000.00	100.000000	0.00
ISRAEL BOND (FLOATING R			46513AYQ7	2.000	2.000	.836	.832	.832	03/01/2013	03/01/2018		10,500,000.00	10,500,000.00	100.000000	0.00
ISRAEL BOND			46513E8J4	1.930	1.930	.088	.088	.088	06/01/2014	06/01/2017		17,800,000.00	17,800,000.00	99.901000	-17,622.00
ISRAEL BOND			46513G4K0	3.060	3.060	2.088	2.011	2.011	06/01/2014	06/01/2019		15,000,000.00	15,000,000.00	99.621000	-56,850.00
ISRAEL BOND			46513CSG2	2.140	2.140	1.921	1.888	1.888	04/15/2016	04/01/2019		7,500,000.00	7,500,000.00	100.000000	0.00
ISRAEL FLOATER			46513CTG1	1.800	1.800	1.921	1.894	1.894	04/15/2016	04/01/2019		7,500,000.00	7,500,000.00	100.000000	0.00
ISRAEL BOND			46513CSU1	2.690	2.690	3.923	3.739	3.739	04/15/2016	04/01/2021		7,500,000.00	7,500,000.00	100.000000	0.00
ISRAEL FLOATER			46513CTU0	2.100	2.100	3.923	3.781	3.781	04/15/2016	04/01/2021		7,500,000.00	7,500,000.00	100.000000	0.00
ISRAEL BOND (FLO 1.438 6-			46513CQK5	1.438	1.438	1.088	1.075	1.075	06/01/2016	06/01/2018		10,000,000.00	10,000,000.00	100.000000	0.00
ISRAEL BOND 1.530 6-01-18			46513CLX2	1.530	1.530	1.088	1.075	1.075	06/01/2016	06/01/2018		10,000,000.00	10,000,000.00	99.608000	-39,200.00
ISRAEL BOND			46513XAT7	2.110	2.110	1.921	1.880	1.880	04/03/2017	04/01/2019		11,200,000.00	11,200,000.00	100.000000	0.00
ISRAEL BOND			46513XGF1	2.860	2.860	2.923	2.799	2.799	04/03/2017	04/01/2020		7,500,000.00	7,500,000.00	100.000000	0.00
ISRAEL FLOATING RATE BO			46513XHF0	2.238	2.238	2.923	2.826	2.826	04/03/2017	04/01/2020		7,500,000.00	7,500,000.00	100.000000	0.00
ISRAEL BOND			46513XBF6	2.460	2.460	2.923	2.816	2.816	04/03/2017	04/01/2020		10,000,000.00	10,000,000.00	100.000000	0.00
ISRAEL BOND			46513XGT1	3.500	3.500	4.923	4.518	4.518	04/03/2017	04/01/2022		7,500,000.00	7,500,000.00	100.000000	0.00
ISRAEL FLOATING RATE BO			46513XHT0	2.538	2.538	4.923	4.625	4.625	04/03/2017	04/01/2022		7,500,000.00	7,500,000.00	100.000000	0.00
ISRAEL BOND			46513XBT6	3.200	3.200	4.923	4.551	4.551	04/03/2017	04/01/2022		10,000,000.00	10,000,000.00	100.000000	0.00
Total Count 17				2.349	2.349	2.288	2.187	2.187				165,000,000.00	165,000,000.00	99.931108	-113,672.00

Money Market Funds	Moodys	S&P	CUSIP	Coupon Rate	YIELD	WAL	Durtn	Effect Durtn	Purchase Date	Maturity Date	Call Date	Current Par Value	Current Book Value	Market Price	Unrealized Gain/ (Loss)
GOLDMAN SACHS FIN SQ G			38141W273	.645	.645	.003	.000	.000	05/31/2015	05/01/2017		0.00	0.00	.000000	0.00
KEYBANK - INVESTMENT MA			MMNOW0170	.350	.350	.003	.003	.003	05/31/2015	05/01/2017		51,001,386.24	51,001,386.24	100.000000	0.00
MORGAN STANLEY LIQ GOV			61747C707	.642	.642	.003	.000	.000	05/31/2015	05/01/2017		0.00	0.00	.000000	0.00

Run Date: 5/1/2017 10:14:30 AM

Investments Outstanding As Of Date: 4/30/2017

INVESTMENT PORTFOLIO - POSITION DETAIL

Money Market Funds	Moodys	S&P	CUSIP	Coupon Rate	YIELD	WAL	Durtn	Effect Durtn	Purchase Date	Maturity Date	Call Date	Current Par Value	Current Book Value	Market Price	Unrealized Gain/ (Loss)
INVESCO GOVT & AGENCY P			825252885	.666	.666	.003	.000	.000	05/31/2015	05/01/2017		0.00	0.00	.000000	0.00
WESTERN ASSET INST GOV			52470G791	.650	.650	.003	.003	.003	05/31/2015	05/01/2017		512,138,731.60	512,138,731.60	100.000000	0.00
REG ACCT HBAN MMKT ACC			HBANMMKT0	.000	.000	.003	.000	.000	05/31/2015	05/01/2017		0.00	0.00	.000000	0.00
NWD MMKT ACCOUNT - LO			NWDMMKT	.930	.930	.003	.003	.003	05/31/2015	05/01/2017		141,288,760.71	141,288,760.71	100.000000	0.00
MORGAN STANLEY LIQ MMK			61747C772	.160	.160	.003	.000	.000	07/31/2015	05/01/2017		0.00	0.00	.000000	0.00
BLACKROCK CASH PRIME - I			6692276	.170	.170	.003	.000	.000	07/31/2015	05/01/2017		0.00	0.00	.000000	0.00
Huntington Int Bearing Ckg (			INTCK0028	.550	.550	.003	.003	.003	09/30/2015	05/01/2017		100,418,082.20	100,418,082.20	100.000000	0.00
CITIZENS INTEREST BEARIN			CITZMMKT3	.880	.880	.003	.003	.003	01/09/2017	05/01/2017		149,237,544.12	149,237,544.12	100.000000	0.00
Total Count 11				.701	.701	.003	.003	.003				954,084,504.87	954,084,504.87	100.000000	0.00
Money Market Now - Sweep	**Moodys**	**S&P**	**CUSIP**	**Coupon Rate**	**YIELD**	**WAL**	**Durtn**	**Effect Durtn**	**Purchase Date**	**Maturity Date**	**Call Date**	**Current Par Value**	**Current Book Value**	**Market Price**	**Unrealized Gain/ (Loss)**
NOW ACCT-SWEEP ACCT-30			NOWSW3006	.350	.350	.003	.003	.003	05/31/2015	05/01/2017		94,117,832.07	94,117,832.07	100.000000	0.00
Total Count 1				.350	.350	.003	.003	.003				94,117,832.07	94,117,832.07	100.000000	0.00
Repurchase Agreements	**Moodys**	**S&P**	**CUSIP**	**Coupon Rate**	**YIELD**	**WAL**	**Durtn**	**Effect Durtn**	**Purchase Date**	**Maturity Date**	**Call Date**	**Current Par Value**	**Current Book Value**	**Market Price**	**Unrealized Gain/ (Loss)**
HSBC SECURITIES USA INC			HR4281724	.790	.790	.003	.003	.003	04/28/2017	05/01/2017		50,000,000.00	50,000,000.00	100.000000	0.00
HSBC SECURITIES USA INC			HR4281716	.790	.790	.003	.003	.003	04/28/2017	05/01/2017		150,000,000.00	150,000,000.00	100.000000	0.00
Total Count 2				.790	.790	.003	.003	.003				200,000,000.00	200,000,000.00	100.000000	0.00
Special Projects	**Moodys**	**S&P**	**CUSIP**	**Coupon Rate**	**YIELD**	**WAL**	**Durtn**	**Effect Durtn**	**Purchase Date**	**Maturity Date**	**Call Date**	**Current Par Value**	**Current Book Value**	**Market Price**	**Unrealized Gain/ (Loss)**
EYE CENTERS OF CLEVELAN			LD1501237	.150	.150	.014	.014	.014	05/05/2015	05/05/2017		30,000.00	30,000.00	100.000000	0.00
VEACH TRUCKING INC			LD1501229	.150	.150	.014	.014	.014	05/05/2015	05/05/2017		161,014.10	161,014.10	100.000000	0.00
FOUNTAIN VALLEY ENTERP			LD1501245	.150	.150	.014	.014	.014	05/06/2015	05/05/2017		72,772.16	72,772.16	100.000000	0.00
JOHN OMEARA			EC1502540	.150	.150	.014	.014	.014	05/06/2015	05/05/2017		175,000.00	175,000.00	100.000000	0.00
BRABHAM FAMILY FOODS I			LD1501252	.150	.150	.014	.014	.014	05/07/2015	05/05/2017		126,948.63	126,948.63	100.000000	0.00
MIKE BIASELLA INSURANCE			LD1501260	.150	.150	.030	.030	.030	05/11/2015	05/11/2017		400,000.00	400,000.00	100.000000	0.00
DONALD A DECHELLIS DDS			LD1501278	.150	.150	.030	.030	.030	05/11/2015	05/11/2017		250,000.00	250,000.00	100.000000	0.00
A-DISPLAY SERVICE CORP D			LD1501286	.150	.150	.030	.030	.030	05/11/2015	05/11/2017		60,000.00	60,000.00	100.000000	0.00
JOHN WALLACE			EC1502557	.150	.150	.030	.030	.030	05/11/2015	05/11/2017		42,125.00	42,125.00	100.000000	0.00
JOSEPH DEVWE			EC1502565	.150	.150	.030	.030	.030	05/11/2015	05/11/2017		15,000.00	15,000.00	100.000000	0.00
BRUCE & KAY MENCHOFER			EC1502573	.150	.150	.033	.033	.033	05/12/2015	05/12/2017		100,000.00	100,000.00	100.000000	0.00
TOM WISE BUILDER LLC			LD1501294	.150	.150	.033	.033	.033	05/13/2015	05/12/2017		25,721.97	25,721.97	100.000000	0.00
ANTHONY HOMAN			EC1502581	.150	.150	.033	.033	.033	05/13/2015	05/12/2017		210,000.00	210,000.00	100.000000	0.00
HEARINC INC.			LD1501302	.150	.150	.033	.033	.033	05/14/2015	05/12/2017		40,000.00	40,000.00	100.000000	0.00

Run Date: 5/1/2017 10:14:30 AM

Investments Outstanding As Of Date: 4/30/2017

INVESTMENT PORTFOLIO - POSITION DETAIL

Special Projects	Moodys	S&P	CUSIP	Coupon Rate	YIELD	WAL	Durtn	Effect Durtn	Purchase Date	Maturity Date	Call Date	Current Par Value	Current Book Value	Market Price	Unrealized Gain/ (Loss)
ASPHALT SERVICES & CONS			LD1501310	.150	.150	.033	.033	.033	05/14/2015	05/12/2017		197,294.00	197,294.00	100.000000	0.00
ROBINSON COUNTRY INN I			LD1501328	.150	.150	.041	.041	.041	05/15/2015	05/15/2017		380,293.95	380,293.95	100.000000	0.00
RUSS BEISNER			EC1502599	.150	.150	.041	.041	.041	05/15/2015	05/15/2017		87,629.50	87,629.50	100.000000	0.00
METAL MASTER FABRICATI			LD1501336	.150	.150	.049	.049	.049	05/18/2015	05/18/2017		214,763.00	214,763.00	100.000000	0.00
REINING PAINTERS LTD			LD1501344	.150	.150	.052	.052	.052	05/19/2015	05/19/2017		65,198.70	65,198.70	100.000000	0.00
WING IT NORTH LLC			LD1501351	.150	.150	.079	.079	.079	05/29/2015	05/29/2017		130,500.00	130,500.00	100.000000	0.00
DONALD PEMBERTON			EC1502623	.150	.150	.090	.090	.090	06/03/2015	06/02/2017		215,001.08	215,001.08	100.000000	0.00
PHILIP AND JOAN BUEHLER			EC1502631	.150	.150	.090	.090	.090	06/03/2015	06/02/2017		350,000.00	350,000.00	100.000000	0.00
Ramco Electric Motors			LD1501377	.150	.150	.090	.090	.090	06/03/2015	06/02/2017		558,299.06	558,299.06	100.000000	0.00
JOSEPH BROWNFIELD			EC1502649	.150	.150	.090	.090	.090	06/04/2015	06/02/2017		54,000.00	54,000.00	100.000000	0.00
CHARLES PATTERSON			EC1502656	.150	.150	.090	.090	.090	06/04/2015	06/02/2017		50,000.00	50,000.00	100.000000	0.00
MILLERS FURNITURE OF LA			LD1501385	.150	.150	.099	.099	.099	06/05/2015	06/05/2017		250,000.00	250,000.00	100.000000	0.00
JOSEPH HOHLBEIN			EC1502672	.150	.150	.099	.099	.099	06/05/2015	06/05/2017		76,500.00	76,500.00	100.000000	0.00
MARK & CATHY BOWYER			EC1502664	.150	.150	.071	.071	.071	05/27/2015	05/26/2017		111,586.60	111,586.60	100.000000	0.00
JAMES DOWNING			EC1502680	.150	.150	.110	.110	.110	06/09/2015	06/09/2017		252,000.00	252,000.00	100.000000	0.00
GREGORY A. COLLIER			EC1502698	.150	.150	.129	.129	.129	06/16/2015	06/16/2017		267,852.34	267,852.34	100.000000	0.00
CONCRETE CORING CO.			LD1501393	.150	.150	.129	.129	.129	06/16/2015	06/16/2017		77,501.46	77,501.46	100.000000	0.00
MADER ELECTRIC MOTOR &			LD1501401	.150	.150	.129	.129	.129	06/16/2015	06/16/2017		230,000.00	230,000.00	100.000000	0.00
DAYTON EYE ASSOCIATES			LD1501427	.150	.150	.129	.129	.129	06/16/2015	06/16/2017		109,316.04	109,316.04	100.000000	0.00
ADVANCED MECHANICAL SE			LD1501419	.150	.150	.129	.129	.129	06/16/2015	06/16/2017		59,778.56	59,778.56	100.000000	0.00
ON-TARGET DESIGN LLC			LD1501435	.150	.150	.129	.129	.129	06/17/2015	06/16/2017		99,316.51	99,316.51	100.000000	0.00
WEAVER PALLET LTD			LD1501443	.150	.150	.148	.148	.148	06/25/2015	06/23/2017		261,455.13	261,455.13	100.000000	0.00
NICOLE MEYER			EC1600021	.150	.150	.186	.186	.186	07/07/2015	07/07/2017		70,145.00	70,145.00	100.000000	0.00
HARYY & MARY VANNUS			EC1600039	.150	.150	.186	.186	.186	07/08/2015	07/07/2017		65,750.00	65,750.00	100.000000	0.00
MICHAEL MATHEY			EC1600047	.150	.150	.186	.186	.186	07/08/2015	07/07/2017		74,075.00	74,075.00	100.000000	0.00
KEITH JEFFERSON			EC1600054	.150	.150	.186	.186	.186	07/08/2015	07/07/2017		36,500.00	36,500.00	100.000000	0.00
TRI COUNTY TOOL & SUPPL			LD1600013	.150	.150	.186	.186	.186	07/08/2015	07/07/2017		166,000.00	166,000.00	100.000000	0.00
S&S MEAT PURVEYORS INC			LD1600021	.150	.150	.186	.186	.186	07/09/2015	07/07/2017		128,966.41	128,966.41	100.000000	0.00
HERBS BODY SHOP INC			RE1600015	.150	.150	.195	.194	.194	07/10/2015	07/10/2017		217,083.04	217,083.04	100.000000	0.00
CHEMPURE PRODUCTS COR			RE1600023	.150	.150	.195	.194	.194	07/10/2015	07/10/2017		32,884.44	32,884.44	100.000000	0.00
BAVARIAN CATERING LTD			LD1600039	.150	.150	.205	.205	.205	07/14/2015	07/14/2017		65,460.25	65,460.25	100.000000	0.00
GERALD LAMM			EC1600062	.150	.150	.222	.222	.222	07/20/2015	07/20/2017		30,000.00	30,000.00	100.000000	0.00
STEPHAN CLARK			EC1600070	.150	.150	.222	.222	.222	07/20/2015	07/20/2017		175,000.00	175,000.00	100.000000	0.00

Run Date: 5/1/2017 10:14:30 AM

Investments Outstanding As Of Date: 4/30/2017

INVESTMENT PORTFOLIO - POSITION DETAIL

Special Projects	Moodys	S&P	CUSIP	Coupon Rate	YIELD	WAL	Durtn	Effect Durtn	Purchase Date	Maturity Date	Call Date	Current Par Value	Current Book Value	Market Price	Unrealized Gain/ (Loss)
ANITA JENKINS			EC1600088	.150	.150	.222	.222	.222	07/20/2015	07/20/2017		75,000.00	75,000.00	100.000000	0.00
DAVID MARTIN			EC1600096	.150	.150	.222	.222	.222	07/20/2015	07/20/2017		102,215.00	102,215.00	100.000000	0.00
FRANK BRESKY			EC1600104	.150	.150	.222	.222	.222	07/20/2015	07/20/2017		129,375.00	129,375.00	100.000000	0.00
DAVID RUDOLPH			EC1600112	.150	.150	.222	.222	.222	07/20/2015	07/20/2017		80,000.00	80,000.00	100.000000	0.00
BONITA KIPLING			EC1600120	.150	.150	.222	.222	.222	07/20/2015	07/20/2017		188,575.00	188,575.00	100.000000	0.00
BRIAN BERGER			EC1600138	.150	.150	.222	.222	.222	07/20/2015	07/20/2017		60,870.00	60,870.00	100.000000	0.00
NORMAN STARR			EC1600146	.150	.150	.222	.222	.222	07/20/2015	07/20/2017		38,985.00	38,985.00	100.000000	0.00
BRETT RODSTROM			EC1600153	.150	.150	.222	.222	.222	07/20/2015	07/20/2017		77,500.00	77,500.00	100.000000	0.00
FRANK KOMAR			EC1600161	.150	.150	.222	.222	.222	07/20/2015	07/20/2017		210,000.00	210,000.00	100.000000	0.00
JEREMY JANSZEN			EC1600179	.150	.150	.222	.222	.222	07/20/2015	07/20/2017		210,000.00	210,000.00	100.000000	0.00
DIANE STAHL			EC1600187	.150	.150	.222	.222	.222	07/20/2015	07/20/2017		33,725.00	33,725.00	100.000000	0.00
PAUL FISSEL			EC1600195	.150	.150	.225	.225	.225	07/21/2015	07/21/2017		350,000.00	350,000.00	100.000000	0.00
STEPHAN KOCH			EC1600278	.150	.150	.241	.241	.241	07/27/2015	07/27/2017		315,000.00	315,000.00	100.000000	0.00
MICHAEL FARAHAY			EC1600286	.150	.150	.241	.241	.241	07/27/2015	07/27/2017		102,500.00	102,500.00	100.000000	0.00
JULIA SULLIVAN			EC1600294	.150	.150	.241	.241	.241	07/27/2015	07/27/2017		75,000.00	75,000.00	100.000000	0.00
VICKI BORNHORST			EC1600302	.150	.150	.241	.241	.241	07/27/2015	07/27/2017		175,007.00	175,007.00	100.000000	0.00
RONALD DOWDY			EC1600310	.150	.150	.241	.241	.241	07/27/2015	07/27/2017		86,500.00	86,500.00	100.000000	0.00
JAMES BELAVICH III			EC1600328	.150	.150	.241	.241	.241	07/27/2015	07/27/2017		28,710.00	28,710.00	100.000000	0.00
HOWARD MISHKIND			EC1600336	.150	.150	.241	.241	.241	07/27/2015	07/27/2017		350,000.00	350,000.00	100.000000	0.00
BRUCE KOVACH			EC1600203	.150	.150	.241	.241	.241	07/27/2015	07/27/2017		25,000.00	25,000.00	100.000000	0.00
MATTHEW GOODMAN			EC1600211	.150	.150	.241	.241	.241	07/27/2015	07/27/2017		290,290.00	290,290.00	100.000000	0.00
GAVIN LIM			EC1600229	.150	.150	.241	.241	.241	07/27/2015	07/27/2017		178,500.00	178,500.00	100.000000	0.00
SUSAN KERRY			EC1600237	.150	.150	.241	.241	.241	07/27/2015	07/27/2017		67,500.00	67,500.00	100.000000	0.00
BRAD RODSTROM			EC1600245	.150	.150	.241	.241	.241	07/27/2015	07/27/2017		125,000.00	125,000.00	100.000000	0.00
EILEEN SIROIS			EC1600252	.150	.150	.241	.241	.241	07/27/2015	07/27/2017		52,500.00	52,500.00	100.000000	0.00
DOUGLAS & KRISS OTT			EC1600260	.150	.150	.241	.241	.241	07/27/2015	07/27/2017		75,000.00	75,000.00	100.000000	0.00
RACHAEL SPARKS			EC1600344	.150	.150	.244	.244	.244	07/28/2015	07/28/2017		30,000.00	30,000.00	100.000000	0.00
CLINTON HELMBRECHT			EC1600351	.150	.150	.244	.244	.244	07/28/2015	07/28/2017		200,000.00	200,000.00	100.000000	0.00
DAVID BURKHART			EC1600369	.150	.150	.244	.244	.244	07/28/2015	07/28/2017		125,000.00	125,000.00	100.000000	0.00
RANDOLPH & MARGARET NI			EC1600377	.150	.150	.244	.244	.244	07/28/2015	07/28/2017		189,350.00	189,350.00	100.000000	0.00
STEPHEN HERING			EC1600385	.150	.150	.244	.244	.244	07/28/2015	07/28/2017		34,185.00	34,185.00	100.000000	0.00
JAMA & MARK COBB			EC1600393	.150	.150	.244	.244	.244	07/28/2015	07/28/2017		210,000.00	210,000.00	100.000000	0.00
CARL SPRENG			EC1600401	.150	.150	.244	.244	.244	07/28/2015	07/28/2017		77,900.00	77,900.00	100.000000	0.00

Run Date: 5/1/2017 10:14:30 AM

Investments Outstanding As Of Date: 4/30/2017

INVESTMENT PORTFOLIO - POSITION DETAIL

Special Projects	Moodys	S&P	CUSIP	Coupon Rate	YIELD	WAL	Durtn	Effect Durtn	Purchase Date	Maturity Date	Call Date	Current Par Value	Current Book Value	Market Price	Unrealized Gain/ (Loss)
TERESA GILLESPIE			EC1600419	.150	.150	.244	.244	.244	07/28/2015	07/28/2017		350,000.00	350,000.00	100.000000	0.00
SUE DAUGHERTY			EC1600427	.150	.150	.244	.244	.244	07/28/2015	07/28/2017		60,000.00	60,000.00	100.000000	0.00
MICHAEL BENNETT			EC1600435	.150	.150	.244	.244	.244	07/28/2015	07/28/2017		93,790.00	93,790.00	100.000000	0.00
KEVAN MCCUTCHEON			EC1600443	.150	.150	.244	.244	.244	07/28/2015	07/28/2017		257,439.00	257,439.00	100.000000	0.00
BERRAN INDUSTRIAL GROU			LD1600047	.150	.150	.244	.244	.244	07/30/2015	07/28/2017		204,800.00	204,800.00	100.000000	0.00
THOMAS S DIETRICH DDS I			LD1600054	.150	.150	.244	.244	.244	07/30/2015	07/28/2017		400,000.00	400,000.00	100.000000	0.00
RONALD CAMPBELL			EC1600468	.150	.150	.260	.260	.260	08/03/2015	08/03/2017		75,000.00	75,000.00	100.000000	0.00
NATHON MONTGOMERY			EC1600450	.150	.150	.260	.260	.260	08/03/2015	08/03/2017		105,000.00	105,000.00	100.000000	0.00
GOAT HILL TRUCKING INC			LD1600062	.150	.150	.260	.260	.260	08/03/2015	08/03/2017		100,000.00	100,000.00	100.000000	0.00
DEAN AND PEGGY JOLLY			RE1600031	.150	.150	.263	.263	.263	08/04/2015	08/04/2017		180,000.00	180,000.00	100.000000	0.00
TIMOTHY MEYER			EC1600476	.150	.150	.271	.271	.271	08/07/2015	08/07/2017		100,000.00	100,000.00	100.000000	0.00
PAUL GIBSON			EC1600567	.150	.150	.279	.279	.279	08/10/2015	08/10/2017		114,355.00	114,355.00	100.000000	0.00
BEVERLY BROWN			EC1600575	.150	.150	.279	.279	.279	08/10/2015	08/10/2017		83,685.00	83,685.00	100.000000	0.00
AMY TACKET			EC1600583	.150	.150	.279	.279	.279	08/10/2015	08/10/2017		65,000.00	65,000.00	100.000000	0.00
JEFFERY LANDIS			EC1600591	.150	.150	.279	.279	.279	08/10/2015	08/10/2017		65,000.00	65,000.00	100.000000	0.00
JAMES HONAKER			EC1600484	.150	.150	.279	.279	.279	08/10/2015	08/10/2017		37,500.00	37,500.00	100.000000	0.00
ANTHONY RUTGER			EC1600609	.150	.150	.279	.279	.279	08/10/2015	08/10/2017		70,020.00	70,020.00	100.000000	0.00
TAMI MURRAY			EC1600617	.150	.150	.279	.279	.279	08/10/2015	08/10/2017		350,000.00	350,000.00	100.000000	0.00
RYAN YOUNG			EC1600492	.150	.150	.279	.279	.279	08/10/2015	08/10/2017		150,000.00	150,000.00	100.000000	0.00
CHAD LANDSETTLE			EC1600625	.150	.150	.279	.279	.279	08/10/2015	08/10/2017		350,000.00	350,000.00	100.000000	0.00
DANIEL TROUTNER			EC1600500	.150	.150	.279	.279	.279	08/10/2015	08/10/2017		310,373.00	310,373.00	100.000000	0.00
JOSEPH BENEK			EC1600633	.150	.150	.279	.279	.279	08/10/2015	08/10/2017		110,000.00	110,000.00	100.000000	0.00
TODD BLANKENSHIP			EC1600518	.150	.150	.279	.279	.279	08/10/2015	08/10/2017		50,000.00	50,000.00	100.000000	0.00
DAVID SMITH			EC1600526	.150	.150	.279	.279	.279	08/10/2015	08/10/2017		30,500.00	30,500.00	100.000000	0.00
KEVIN JONES			EC1600534	.150	.150	.279	.279	.279	08/10/2015	08/10/2017		103,735.00	103,735.00	100.000000	0.00
MATTHEW HATFIELD			EC1600542	.150	.150	.279	.279	.279	08/10/2015	08/10/2017		15,000.00	15,000.00	100.000000	0.00
EDWARD ZETZER			EC1600559	.150	.150	.279	.279	.279	08/10/2015	08/10/2017		45,000.00	45,000.00	100.000000	0.00
MATTHEW TAYLOR			EC1600641	.150	.150	.279	.279	.279	08/10/2015	08/10/2017		126,027.85	126,027.85	100.000000	0.00
UNLMIITED LOGISTICS & R			LD1600070	.150	.150	.279	.279	.279	08/10/2015	08/10/2017		100,000.00	100,000.00	100.000000	0.00
UPTOWN MARKET & CAFE			LD1600096	.150	.150	.282	.282	.282	08/11/2015	08/11/2017		70,000.00	70,000.00	100.000000	0.00
UNIQUE FABRICATIONS			LD1600104	.150	.150	.282	.282	.282	08/11/2015	08/11/2017		34,260.05	34,260.05	100.000000	0.00
EASTLAND CRANE SERVICE			LD1600088	.150	.150	.282	.282	.282	08/11/2015	08/11/2017		150,000.00	150,000.00	100.000000	0.00
BROCK EVE			EC1600724	.150	.150	.282	.282	.282	08/12/2015	08/11/2017		115,500.00	115,500.00	100.000000	0.00

Run Date: 5/1/2017 10:14:30 AM

Investments Outstanding As Of Date: 4/30/2017

INVESTMENT PORTFOLIO - POSITION DETAIL

Special Projects	Moodys	S&P	CUSIP	Coupon Rate	YIELD	WAL	Durtn	Effect Durtn	Purchase Date	Maturity Date	Call Date	Current Par Value	Current Book Value	Market Price	Unrealized Gain/ (Loss)
ROBERT GLENN			EC1600732	.150	.150	.282	.282	.282	08/12/2015	08/11/2017		110,000.00	110,000.00	100.000000	0.00
JEROME RAMPELT			EC1600740	.150	.150	.282	.282	.282	08/12/2015	08/11/2017		350,000.00	350,000.00	100.000000	0.00
CLARENCE MILLER			EC1600757	.150	.150	.282	.282	.282	08/12/2015	08/11/2017		95,555.00	95,555.00	100.000000	0.00
LANA PHILLIPS			EC1600765	.150	.150	.282	.282	.282	08/12/2015	08/11/2017		175,007.00	175,007.00	100.000000	0.00
ADOLF OLIVAS			EC1600773	.150	.150	.282	.282	.282	08/12/2015	08/11/2017		52,385.00	52,385.00	100.000000	0.00
ROBERT CUMMINS			EC1600781	.150	.150	.282	.282	.282	08/12/2015	08/11/2017		218,085.00	218,085.00	100.000000	0.00
DONNA ANDRES			EC1600799	.150	.150	.282	.282	.282	08/12/2015	08/11/2017		350,000.00	350,000.00	100.000000	0.00
ROGER KRAVITZ			EC1600658	.150	.150	.282	.282	.282	08/12/2015	08/11/2017		34,295.00	34,295.00	100.000000	0.00
ROBERT BLACK III			EC1600666	.150	.150	.282	.282	.282	08/12/2015	08/11/2017		75,000.00	75,000.00	100.000000	0.00
JOHN MANN			EC1600674	.150	.150	.282	.282	.282	08/12/2015	08/11/2017		50,000.00	50,000.00	100.000000	0.00
EDWARD NORWOOD			EC1600682	.150	.150	.282	.282	.282	08/12/2015	08/11/2017		50,000.00	50,000.00	100.000000	0.00
RYAN AVERY			EC1600690	.150	.150	.282	.282	.282	08/12/2015	08/11/2017		125,000.00	125,000.00	100.000000	0.00
JOHN SWIDRAK			EC1600708	.150	.150	.282	.282	.282	08/12/2015	08/11/2017		42,740.00	42,740.00	100.000000	0.00
LAURA MURPHY			EC1600716	.150	.150	.282	.282	.282	08/12/2015	08/11/2017		50,000.00	50,000.00	100.000000	0.00
JEFF MAURER			EC1600807	.150	.150	.318	.318	.318	08/24/2015	08/24/2017		111,000.00	111,000.00	100.000000	0.00
MARY LEE			EC1600815	.150	.150	.321	.320	.320	08/27/2015	08/25/2017		28,905.00	28,905.00	100.000000	0.00
MARY PACE			EC1600823	.150	.150	.340	.339	.339	09/02/2015	09/01/2017		75,000.00	75,000.00	100.000000	0.00
TIMOTHY CARDER			EC1600831	.150	.150	.340	.339	.339	09/02/2015	09/01/2017		15,558.00	15,558.00	100.000000	0.00
JAQUELINE PARKS			EC1600849	.150	.150	.340	.339	.339	09/02/2015	09/01/2017		50,000.00	50,000.00	100.000000	0.00
JEFFERSON WALTERS			EC1600856	.150	.150	.340	.339	.339	09/02/2015	09/01/2017		193,613.00	193,613.00	100.000000	0.00
MIKE BAUMANN PLUMBING			LD1600120	.150	.150	.348	.348	.348	09/04/2015	09/04/2017		50,196.94	50,196.94	100.000000	0.00
SEMPLE SERVICE CENTER L			RE1600049	.150	.150	.359	.359	.359	09/10/2015	09/08/2017		69,263.83	69,263.83	100.000000	0.00
JOHN KATKO			EC1600922	.150	.150	.378	.378	.378	09/17/2015	09/15/2017		350,000.00	350,000.00	100.000000	0.00
JENNIFER BENDER			EC1600930	.150	.150	.378	.378	.378	09/17/2015	09/15/2017		60,000.00	60,000.00	100.000000	0.00
DOUGLAS ZERMAN			EC1600948	.150	.150	.378	.378	.378	09/17/2015	09/15/2017		350,000.00	350,000.00	100.000000	0.00
DEBORAH ROCHE			EC1600955	.150	.150	.378	.378	.378	09/17/2015	09/15/2017		350,000.00	350,000.00	100.000000	0.00
NICHLAS HALCOMB			EC1600864	.150	.150	.378	.378	.378	09/17/2015	09/15/2017		125,000.00	125,000.00	100.000000	0.00
BEN WILLIAMS			EC1600963	.150	.150	.378	.378	.378	09/17/2015	09/15/2017		216,855.00	216,855.00	100.000000	0.00
KURT HANSEN			EC1600971	.150	.150	.378	.378	.378	09/17/2015	09/15/2017		47,435.00	47,435.00	100.000000	0.00
CHARLES FAILOR			EC1600989	.150	.150	.378	.378	.378	09/17/2015	09/15/2017		122,000.00	122,000.00	100.000000	0.00
DAVID ADAMS			EC1600997	.150	.150	.378	.378	.378	09/17/2015	09/15/2017		25,000.00	25,000.00	100.000000	0.00
SCOTT AND DOROTHY LOUI			EC1601003	.150	.150	.378	.378	.378	09/17/2015	09/15/2017		80,000.00	80,000.00	100.000000	0.00
JEFFREY SMITH			EC1600872	.150	.150	.378	.378	.378	09/17/2015	09/15/2017		50,000.00	50,000.00	100.000000	0.00

Run Date: 5/1/2017 10:14:30 AM

Investments Outstanding As Of Date: 4/30/2017

INVESTMENT PORTFOLIO - POSITION DETAIL

Special Projects	Moodys	S&P	CUSIP	Coupon Rate	YIELD	WAL	Durtn	Effect Durtn	Purchase Date	Maturity Date	Call Date	Current Par Value	Current Book Value	Market Price	Unrealized Gain/ (Loss)
Narender Gatinei			EC1600880	.150	.150	.378	.378	.378	09/17/2015	09/15/2017		350,000.00	350,000.00	100.000000	0.00
Kim Perren			EC1600898	.150	.150	.378	.378	.378	09/17/2015	09/15/2017		40,000.00	40,000.00	100.000000	0.00
David Chittock			EC1600906	.150	.150	.378	.378	.378	09/17/2015	09/15/2017		125,000.00	125,000.00	100.000000	0.00
Shaun Bigler			EC1600914	.150	.150	.378	.378	.378	09/17/2015	09/15/2017		120,000.00	120,000.00	100.000000	0.00
HUMMEL FUNERAL HOME IN			LD1600138	.150	.150	.378	.378	.378	09/17/2015	09/15/2017		205,000.00	205,000.00	100.000000	0.00
RAM PRIDE LLC			LD1600146	.150	.150	.378	.378	.378	09/17/2015	09/15/2017		50,000.00	50,000.00	100.000000	0.00
CARL HEILMAN			EC1601011	.150	.150	.386	.386	.386	09/18/2015	09/18/2017		67,475.00	67,475.00	100.000000	0.00
NATHAN COFFEY			EC1601029	.150	.150	.386	.386	.386	09/18/2015	09/18/2017		25,000.00	25,000.00	100.000000	0.00
MARK TYLER			EC1601037	.150	.150	.386	.386	.386	09/18/2015	09/18/2017		32,500.00	32,500.00	100.000000	0.00
STEPHEN MANDEVILLE			EC1601045	.150	.150	.386	.386	.386	09/18/2015	09/18/2017		45,000.00	45,000.00	100.000000	0.00
MICHAEL COOK			EC1601052	.150	.150	.386	.386	.386	09/18/2015	09/18/2017		185,000.00	185,000.00	100.000000	0.00
JOSEPH MOLNAR			EC1601060	.150	.150	.386	.386	.386	09/18/2015	09/18/2017		196,000.00	196,000.00	100.000000	0.00
JAMIE DEIST			EC1601078	.150	.150	.386	.386	.386	09/18/2015	09/18/2017		205,000.00	205,000.00	100.000000	0.00
ANGELA WEBB			EC1601086	.150	.150	.386	.386	.386	09/18/2015	09/18/2017		25,500.00	25,500.00	100.000000	0.00
GARY SHADE			EC1601094	.150	.150	.386	.386	.386	09/18/2015	09/18/2017		120,000.00	120,000.00	100.000000	0.00
TERRENCE EBERHARDT			EC1601102	.150	.150	.386	.386	.386	09/18/2015	09/18/2017		78,000.00	78,000.00	100.000000	0.00
STEPHANIE FLOYD			EC1601110	.150	.150	.386	.386	.386	09/18/2015	09/18/2017		50,000.00	50,000.00	100.000000	0.00
WALTER HALES			EC1601128	.150	.150	.386	.386	.386	09/18/2015	09/18/2017		350,000.00	350,000.00	100.000000	0.00
LYNN JAGODZINSKI			EC1601136	.150	.150	.386	.386	.386	09/18/2015	09/18/2017		43,670.00	43,670.00	100.000000	0.00
TODD ACHESON			EC1601144	.150	.150	.386	.386	.386	09/18/2015	09/18/2017		175,000.00	175,000.00	100.000000	0.00
MARK WASHINGTON			EC1601219	.150	.150	.395	.394	.394	09/21/2015	09/21/2017		138,825.00	138,825.00	100.000000	0.00
DANIELLE MILLER PERRAUL			EC1601227	.150	.150	.395	.394	.394	09/21/2015	09/21/2017		100,380.00	100,380.00	100.000000	0.00
ELBERT CRARY			EC1601235	.150	.150	.395	.394	.394	09/21/2015	09/21/2017		238,000.00	238,000.00	100.000000	0.00
JAMES LEITZ			EC1601243	.150	.150	.395	.394	.394	09/21/2015	09/21/2017		70,000.00	70,000.00	100.000000	0.00
MAX TAYLOR			EC1601250	.150	.150	.395	.394	.394	09/21/2015	09/21/2017		102,515.00	102,515.00	100.000000	0.00
SCOTT GOTTSCHLING			EC1601268	.150	.150	.395	.394	.394	09/21/2015	09/21/2017		68,970.00	68,970.00	100.000000	0.00
MARISTELLA VILLEDA			EC1601151	.150	.150	.395	.394	.394	09/21/2015	09/21/2017		50,000.00	50,000.00	100.000000	0.00
CAROL HEUCKROTH			EC1601169	.150	.150	.395	.394	.394	09/21/2015	09/21/2017		60,000.00	60,000.00	100.000000	0.00
HARRY ANDREWS			EC1601177	.150	.150	.395	.394	.394	09/21/2015	09/21/2017		65,000.00	65,000.00	100.000000	0.00
STEVANI & ANDREW KUSAN			EC1601185	.150	.150	.395	.394	.394	09/21/2015	09/21/2017		121,995.00	121,995.00	100.000000	0.00
LEAH HERMAN			EC1601193	.150	.150	.395	.394	.394	09/21/2015	09/21/2017		85,050.00	85,050.00	100.000000	0.00
LEAH HERMAN			EC1601201	.150	.150	.395	.394	.394	09/21/2015	09/21/2017		55,000.00	55,000.00	100.000000	0.00
THE BLANCHARD WOODSH			LD1600153	.150	.150	.395	.394	.394	09/21/2015	09/21/2017		265,000.00	265,000.00	100.000000	0.00

Run Date: 5/1/2017 10:14:30 AM

Investments Outstanding As Of Date: 4/30/2017

INVESTMENT PORTFOLIO - POSITION DETAIL

Special Projects	Moodys	S&P	CUSIP	Coupon Rate	YIELD	WAL	Durtn	Effect Durtn	Purchase Date	Maturity Date	Call Date	Current Par Value	Current Book Value	Market Price	Unrealized Gain/ (Loss)
IMC MARKS LLC			LD1600161	.150	.150	.395	.394	.394	09/21/2015	09/21/2017		85,000.00	85,000.00	100.000000	0.00
KATHRYN TONEY			EC1601276	.150	.150	.397	.397	.397	09/23/2015	09/22/2017		28,730.00	28,730.00	100.000000	0.00
KRAIG THORNHILL			EC1601284	.150	.150	.397	.397	.397	09/23/2015	09/22/2017		58,500.00	58,500.00	100.000000	0.00
MITCHELL BRINLEY			EC1601326	.150	.150	.397	.397	.397	09/23/2015	09/22/2017		100,000.00	100,000.00	100.000000	0.00
VEE DOVER			EC1601292	.150	.150	.397	.397	.397	09/23/2015	09/22/2017		75,000.00	75,000.00	100.000000	0.00
FLOYD SCHWAN			EC1601334	.150	.150	.397	.397	.397	09/23/2015	09/22/2017		15,500.00	15,500.00	100.000000	0.00
WILLIAM HILTY			EC1601342	.150	.150	.397	.397	.397	09/23/2015	09/22/2017		210,000.00	210,000.00	100.000000	0.00
WAYNE/PATRICIA CREAMER			EC1601300	.150	.150	.397	.397	.397	09/23/2015	09/22/2017		75,000.00	75,000.00	100.000000	0.00
DELMAS CONLEY			EC1601359	.150	.150	.400	.400	.400	09/23/2015	09/23/2017		35,300.00	35,300.00	100.000000	0.00
SAMUEL & BARBARA MILLER			EC1601367	.150	.150	.397	.397	.397	09/23/2015	09/22/2017		45,000.00	45,000.00	100.000000	0.00
EMILY MOGEN			EC1601318	.150	.150	.397	.397	.397	09/23/2015	09/22/2017		38,000.00	38,000.00	100.000000	0.00
RANDAL DIXON			EC1601375	.150	.150	.397	.397	.397	09/23/2015	09/22/2017		189,000.00	189,000.00	100.000000	0.00
PATRICIA DWIGHT			EC1601383	.150	.150	.397	.397	.397	09/23/2015	09/22/2017		240,968.00	240,968.00	100.000000	0.00
TERRY ELDRIDGE			EC1601391	.150	.150	.414	.413	.413	09/28/2015	09/28/2017		91,000.00	91,000.00	100.000000	0.00
JHF LTD			LD1600179	.150	.150	.416	.416	.416	09/29/2015	09/29/2017		124,701.12	124,701.12	100.000000	0.00
N.A.T TRANSPORTATION IN			RE1600056	.150	.150	.416	.416	.416	09/29/2015	09/29/2017		351,807.78	351,807.78	100.000000	0.00
FLEMING & WISE ORTHODO			LD1600187	.150	.150	.416	.416	.416	10/01/2015	09/29/2017		400,000.00	400,000.00	100.000000	0.00
NICHOLAS TETI			EC1601409	.150	.150	.433	.433	.433	10/05/2015	10/05/2017		125,005.00	125,005.00	100.000000	0.00
Michael Seifert			EC1601417	.150	.150	.436	.435	.435	10/08/2015	10/06/2017		155,000.00	155,000.00	100.000000	0.00
ROBYN SWEET			EC1601425	.150	.150	.444	.444	.444	10/09/2015	10/09/2017		350,000.00	350,000.00	100.000000	0.00
BRIAN MASCHINO			EC1601433	.150	.150	.455	.454	.454	10/13/2015	10/13/2017		247,780.00	247,780.00	100.000000	0.00
JASON BLIZZARD			EC1601441	.150	.150	.455	.454	.454	10/13/2015	10/13/2017		60,000.00	60,000.00	100.000000	0.00
SCOTT DEL TORTO			EC1601490	.150	.150	.455	.454	.454	10/13/2015	10/13/2017		71,600.00	71,600.00	100.000000	0.00
ANNETTE DAMPIERFANNIN			EC1601458	.150	.150	.455	.454	.454	10/13/2015	10/13/2017		100,000.00	100,000.00	100.000000	0.00
JOAN SCHULTHEIS			EC1601508	.150	.150	.455	.454	.454	10/13/2015	10/13/2017		125,000.00	125,000.00	100.000000	0.00
DOUGLAS CALEM			EC1601466	.150	.150	.455	.454	.454	10/13/2015	10/13/2017		287,000.00	287,000.00	100.000000	0.00
PHILLIP CHARVILLE			EC1601474	.150	.150	.455	.454	.454	10/13/2015	10/13/2017		25,950.00	25,950.00	100.000000	0.00
ROBERT HILL			EC1601482	.150	.150	.455	.454	.454	10/13/2015	10/13/2017		287,000.00	287,000.00	100.000000	0.00
SCOTT RANNEY			EC1601516	.150	.150	.455	.454	.454	10/13/2015	10/13/2017		300,930.00	300,930.00	100.000000	0.00
JOHNATHAN GRENIER			EC1601524	.150	.150	.455	.454	.454	10/13/2015	10/13/2017		202,500.00	202,500.00	100.000000	0.00
JONATHAN GRAHAM			EC1601532	.150	.150	.455	.454	.454	10/14/2015	10/13/2017		73,860.00	73,860.00	100.000000	0.00
CHAD JASIUNAS			EC1601540	.150	.150	.455	.454	.454	10/14/2015	10/13/2017		125,000.00	125,000.00	100.000000	0.00
JONATHAN SHOVER			EC1601557	.150	.150	.455	.454	.454	10/14/2015	10/13/2017		50,000.00	50,000.00	100.000000	0.00

Run Date: 5/1/2017 10:14:30 AM

Investments Outstanding As Of Date: 4/30/2017

INVESTMENT PORTFOLIO - POSITION DETAIL

Special Projects	Moodys	S&P	CUSIP	Coupon Rate	YIELD	WAL	Durtn	Effect Durtn	Purchase Date	Maturity Date	Call Date	Current Par Value	Current Book Value	Market Price	Unrealized Gain/ (Loss)
TIMOTHY SCHURIG			EC1601565	.150	.150	.455	.454	.454	10/14/2015	10/13/2017		155,000.00	155,000.00	100.000000	0.00
MICHAEL BAILEY			EC1601573	.150	.150	.455	.454	.454	10/14/2015	10/13/2017		66,500.00	66,500.00	100.000000	0.00
FATHHALLAH HAYEK			EC1601581	.150	.150	.455	.454	.454	10/14/2015	10/13/2017		109,000.00	109,000.00	100.000000	0.00
TERRY HIGGS			EC1601599	.150	.150	.455	.454	.454	10/14/2015	10/13/2017		77,500.00	77,500.00	100.000000	0.00
KATHERINE BLOOMFIELD			EC1601607	.150	.150	.455	.454	.454	10/14/2015	10/13/2017		50,000.00	50,000.00	100.000000	0.00
WILLIAM LECLAIR			EC1601615	.150	.150	.455	.454	.454	10/14/2015	10/13/2017		200,000.00	200,000.00	100.000000	0.00
PAULA RICE			EC1601623	.150	.150	.455	.454	.454	10/14/2015	10/13/2017		182,000.00	182,000.00	100.000000	0.00
ZACK HOWARD			EC1601631	.150	.150	.455	.454	.454	10/14/2015	10/13/2017		150,000.00	150,000.00	100.000000	0.00
WOODLAND ACRES GARDEN			RE1600072	.150	.150	.455	.454	.454	10/14/2015	10/13/2017		35,265.56	35,265.56	100.000000	0.00
H&H MACHINE SHOP OF RA			LD1600203	.150	.150	.510	.509	.509	11/02/2015	11/02/2017		400,000.00	400,000.00	100.000000	0.00
DANIEL SEVERT			EC1601649	.150	.150	.512	.512	.512	11/03/2015	11/03/2017		228,123.00	228,123.00	100.000000	0.00
AMISH LEGACIES INC.			LD1600211	.150	.150	.521	.516	.516	11/06/2015	11/06/2017		81,602.04	81,602.04	100.000000	0.00
LEIGH OWEN			EC1601656	.150	.150	.521	.520	.520	11/06/2015	11/06/2017		32,500.00	32,500.00	100.000000	0.00
FRANKLIN HAILEY			EC1601664	.150	.150	.532	.531	.531	11/10/2015	11/10/2017		350,000.00	350,000.00	100.000000	0.00
DALE MCCARTY			EC1601672	.150	.150	.551	.550	.550	11/19/2015	11/17/2017		75,000.00	75,000.00	100.000000	0.00
JOEL RITZENTHALER			EC1601680	.150	.150	.551	.550	.550	11/19/2015	11/17/2017		69,175.00	69,175.00	100.000000	0.00
HEATHER BRODESS			EC1601698	.150	.150	.551	.550	.550	11/19/2015	11/17/2017		149,670.00	149,670.00	100.000000	0.00
JON SCHULTZ			EC1601706	.150	.150	.551	.550	.550	11/19/2015	11/17/2017		28,590.00	28,590.00	100.000000	0.00
TERRY ROE			EC1601714	.150	.150	.551	.550	.550	11/19/2015	11/17/2017		29,605.00	29,605.00	100.000000	0.00
EDWARD BROWN JR			EC1601722	.150	.150	.551	.550	.550	11/19/2015	11/17/2017		80,000.00	80,000.00	100.000000	0.00
JACOB REAMSNYDER			EC1601730	.150	.150	.551	.550	.550	11/19/2015	11/17/2017		231,560.00	231,560.00	100.000000	0.00
CRAIG VASIL			EC1601748	.150	.150	.551	.550	.550	11/19/2015	11/17/2017		105,000.00	105,000.00	100.000000	0.00
DAVID MCCARTY			EC1601755	.150	.150	.551	.550	.550	11/19/2015	11/17/2017		175,007.00	175,007.00	100.000000	0.00
PAUL DELLISANTI			EC1601763	.150	.150	.551	.550	.550	11/19/2015	11/17/2017		100,000.00	100,000.00	100.000000	0.00
BURKE BYER			EC1601771	.150	.150	.551	.550	.550	11/19/2015	11/17/2017		250,000.00	250,000.00	100.000000	0.00
TOMATKI INC DBA KISHMA			LD1600229	.150	.150	.567	.564	.564	11/23/2015	11/23/2017		366,084.33	366,084.33	100.000000	0.00
MITCHELL INVESTMENT GR			LD1600237	.150	.150	.570	.569	.569	11/24/2015	11/24/2017		400,000.00	400,000.00	100.000000	0.00
SAS AUTOMATION LLC			RE1600080	.150	.150	.625	.624	.624	12/14/2015	12/14/2017		178,053.34	178,053.34	100.000000	0.00
ALLAN HURTT			EC1601854	.150	.150	.627	.627	.627	12/16/2015	12/15/2017		150,000.00	150,000.00	100.000000	0.00
SALVATORE MILETI			EC1601862	.150	.150	.627	.627	.627	12/16/2015	12/15/2017		350,000.00	350,000.00	100.000000	0.00
MARY CONRAD			EC1601870	.150	.150	.627	.627	.627	12/16/2015	12/15/2017		252,000.00	252,000.00	100.000000	0.00
JONATHAN KLOEPFER			EC1601888	.150	.150	.627	.627	.627	12/16/2015	12/15/2017		76,825.00	76,825.00	100.000000	0.00
ASHLEY LEMASTER			EC1601896	.150	.150	.627	.627	.627	12/16/2015	12/15/2017		250,000.00	250,000.00	100.000000	0.00

Run Date: 5/1/2017 10:14:30 AM

Investments Outstanding As Of Date: 4/30/2017

INVESTMENT PORTFOLIO - POSITION DETAIL

Special Projects	Moodys	S&P	CUSIP	Coupon Rate	YIELD	WAL	Durtn	Effect Durtn	Purchase Date	Maturity Date	Call Date	Current Par Value	Current Book Value	Market Price	Unrealized Gain/ (Loss)
ADAM FISH			EC1601904	.150	.150	.627	.627	.627	12/16/2015	12/15/2017		109,000.00	109,000.00	100.000000	0.00
JIMMY BROWN SR			EC1601912	.150	.150	.627	.627	.627	12/16/2015	12/15/2017		113,500.00	113,500.00	100.000000	0.00
DUSTIN TUMBLISON			EC1601789	.150	.150	.627	.627	.627	12/16/2015	12/15/2017		105,000.00	105,000.00	100.000000	0.00
MARTIN DEMCHAK			EC1601797	.150	.150	.627	.627	.627	12/16/2015	12/15/2017		135,000.00	135,000.00	100.000000	0.00
ERIC HARTKER			EC1601805	.150	.150	.627	.627	.627	12/16/2015	12/15/2017		75,000.00	75,000.00	100.000000	0.00
JEFFREY HAGER			EC1601813	.150	.150	.627	.627	.627	12/16/2015	12/15/2017		211,344.00	211,344.00	100.000000	0.00
MICHELEN MORGAN			EC1601821	.150	.150	.627	.627	.627	12/16/2015	12/15/2017		114,980.00	114,980.00	100.000000	0.00
WILLIAM BARON			EC1601839	.150	.150	.627	.627	.627	12/16/2015	12/15/2017		177,604.00	177,604.00	100.000000	0.00
RONALD CASEY			EC1601920	.150	.150	.627	.627	.627	12/16/2015	12/15/2017		350,000.00	350,000.00	100.000000	0.00
TROY INNOVATIVE INSTRU			LD1600245	.150	.150	.666	.665	.665	12/30/2015	12/29/2017		400,000.00	400,000.00	100.000000	0.00
WON LEASING			LD1600252	.150	.150	.666	.665	.665	12/30/2015	12/29/2017		197,264.00	197,264.00	100.000000	0.00
VIVO BROTHERS INC.			LD1600260	.150	.150	.666	.665	.665	12/30/2015	12/29/2017		400,000.00	400,000.00	100.000000	0.00
BROCK & ASSOCIATES BUIL			LD1600278	.150	.150	.666	.665	.665	12/30/2015	12/29/2017		250,000.00	250,000.00	100.000000	0.00
BRYAN BOWLING CENTER L			RE1600098	.150	.150	.666	.665	.665	12/30/2015	12/29/2017		199,795.57	199,795.57	100.000000	0.00
PETTIGREW FEED AND HAR			LD1600286	.150	.150	.666	.665	.665	12/30/2015	12/29/2017		400,000.00	400,000.00	100.000000	0.00
JEFFREY GATCHETT			EC1601938	.150	.150	.685	.684	.684	01/05/2016	01/05/2018		238,728.00	238,728.00	100.000000	0.00
BOBCAT OF LIMA INC.			LD1600294	.150	.150	.685	.680	.680	01/06/2016	01/05/2018		400,000.00	400,000.00	100.000000	0.00
COLUMBUS CARDIOVASCUL			LD1600302	.150	.150	.704	.704	.704	01/14/2016	01/12/2018		100,000.00	100,000.00	100.000000	0.00
JACOBS INSURANCE SERVIC			LD1600310	.150	.150	.712	.712	.712	01/15/2016	01/15/2018		46,132.71	46,132.71	100.000000	0.00
JASON MCQUOWN			EC1601946	.150	.150	.723	.723	.723	01/19/2016	01/19/2018		349,391.00	349,391.00	100.000000	0.00
JEROME FITZHARRIS			EC1601953	.150	.150	.723	.723	.723	01/19/2016	01/19/2018		108,755.00	108,755.00	100.000000	0.00
STEVEN COCHRAN			EC1601961	.150	.150	.723	.723	.723	01/19/2016	01/19/2018		250,000.00	250,000.00	100.000000	0.00
ALFRED GROSS			EC1601979	.150	.150	.723	.723	.723	01/19/2016	01/19/2018		245,000.00	245,000.00	100.000000	0.00
MATTHEW EGNER			EC1601995	.150	.150	.723	.723	.723	01/19/2016	01/19/2018		116,145.00	116,145.00	100.000000	0.00
TIMOTHY DEATHERAGE			EC1602001	.150	.150	.723	.723	.723	01/19/2016	01/19/2018		230,783.00	230,783.00	100.000000	0.00
SCOTT HASKETT			EC1602019	.150	.150	.723	.723	.723	01/19/2016	01/19/2018		252,434.00	252,434.00	100.000000	0.00
ROBIN MOSHIER			EC1602027	.150	.150	.723	.723	.723	01/19/2016	01/19/2018		236,120.00	236,120.00	100.000000	0.00
JEFFREY WILLEY			EC1602035	.150	.150	.723	.723	.723	01/19/2016	01/19/2018		122,665.00	122,665.00	100.000000	0.00
JONATHAN KECK			EC1602043	.150	.150	.723	.723	.723	01/19/2016	01/19/2018		75,000.00	75,000.00	100.000000	0.00
RICHARD SNEVEL			EC1602050	.150	.150	.723	.723	.723	01/19/2016	01/19/2018		75,000.00	75,000.00	100.000000	0.00
KENNETH WANGLER			EC1602068	.150	.150	.723	.723	.723	01/19/2016	01/19/2018		175,007.00	175,007.00	100.000000	0.00
KENNETH ALBERT			EC1602076	.150	.150	.723	.723	.723	01/19/2016	01/19/2018		350,000.00	350,000.00	100.000000	0.00
GINA RISALTI			EC1602084	.150	.150	.723	.723	.723	01/19/2016	01/19/2018		50,249.35	50,249.35	100.000000	0.00

Run Date: 5/1/2017 10:14:30 AM

Investments Outstanding As Of Date: 4/30/2017

INVESTMENT PORTFOLIO - POSITION DETAIL

Special Projects	Moodys	S&P	CUSIP	Coupon Rate	YIELD	WAL	Durtn	Effect Durtn	Purchase Date	Maturity Date	Call Date	Current Par Value	Current Book Value	Market Price	Unrealized Gain/ (Loss)
VEERARAGHAVAN SUNDAR			EC1602316	.150	.150	.723	.723	.723	01/19/2016	01/19/2018		125,000.00	125,000.00	100.000000	0.00
CLARKS GROCERY INC			LD1600328	.150	.150	.742	.739	.739	01/26/2016	01/26/2018		185,990.74	185,990.74	100.000000	0.00
INDOOR ENVIRONMENTAL S			LD1600336	.150	.150	.742	.742	.742	01/27/2016	01/26/2018		84,875.00	84,875.00	100.000000	0.00
CEDAR HILL LEASING			LD1600344	.150	.150	.762	.761	.761	02/02/2016	02/02/2018		200,000.00	200,000.00	100.000000	0.00
JAMES MCDONALD			EC1602092	.150	.150	.762	.761	.761	02/02/2016	02/02/2018		22,500.00	22,500.00	100.000000	0.00
SCHALK BROS INC			LD1600369	.150	.150	.781	.775	.775	02/11/2016	02/09/2018		120,501.79	120,501.79	100.000000	0.00
JASON DULANEY			EC1602100	.150	.150	.800	.799	.799	02/17/2016	02/16/2018		89,010.00	89,010.00	100.000000	0.00
LUKE SNYDER			EC1602118	.150	.150	.800	.799	.799	02/17/2016	02/16/2018		78,030.00	78,030.00	100.000000	0.00
CHRISTOPHER WILKIN			EC1602126	.150	.150	.800	.799	.799	02/17/2016	02/16/2018		271,586.00	271,586.00	100.000000	0.00
GRETCHEN KRUGER			EC1602134	.150	.150	.800	.799	.799	02/17/2016	02/16/2018		304,500.00	304,500.00	100.000000	0.00
MARK SEDLACK			EC1602142	.150	.150	.800	.799	.799	02/17/2016	02/16/2018		222,480.00	222,480.00	100.000000	0.00
TODD GILBERT			EC1602159	.150	.150	.800	.799	.799	02/17/2016	02/16/2018		102,790.00	102,790.00	100.000000	0.00
HEATHER CLARRIDGE			EC1602167	.150	.150	.800	.799	.799	02/17/2016	02/16/2018		188,300.00	188,300.00	100.000000	0.00
RICHARD JAMES			EC1602175	.150	.150	.800	.799	.799	02/17/2016	02/16/2018		80,995.00	80,995.00	100.000000	0.00
RICHARD HARDY III			EC1602183	.150	.150	.800	.799	.799	02/17/2016	02/16/2018		105,000.00	105,000.00	100.000000	0.00
NILES FULLER			EC1602191	.150	.150	.800	.799	.799	02/17/2016	02/16/2018		115,000.00	115,000.00	100.000000	0.00
MICHAEL HAUSFELD			EC1602209	.150	.150	.800	.799	.799	02/17/2016	02/16/2018		45,990.10	45,990.10	100.000000	0.00
ROBERT MCBRIDE			EC1602217	.150	.150	.800	.799	.799	02/17/2016	02/16/2018		100,820.00	100,820.00	100.000000	0.00
BAKERS COLLISION REPAIR			LD1600377	.150	.150	.800	.799	.799	02/18/2016	02/16/2018		73,859.86	73,859.86	100.000000	0.00
TRI-R DIES INC.			LD1600385	.150	.150	.800	.799	.799	02/18/2016	02/16/2018		107,391.00	107,391.00	100.000000	0.00
MABAM ENTERPRISES INC.			LD1600393	.150	.150	.819	.819	.819	02/24/2016	02/23/2018		400,000.00	400,000.00	100.000000	0.00
JOHN J YODER DBA: ASHER			LD1600401	.150	.150	.833	.832	.832	02/29/2016	02/28/2018		102,000.00	102,000.00	100.000000	0.00
SMITH FAMILY FROSTED FO			LD1600419	.150	.150	.836	.835	.835	03/01/2016	03/01/2018		251,560.00	251,560.00	100.000000	0.00
ANESE MASONRY LLC			LD1600427	.150	.150	.838	.839	.839	03/03/2016	03/02/2018		77,996.36	77,996.36	100.000000	0.00
AUSTIN MEHL			EC1602225	.150	.150	.855	.854	.854	03/08/2016	03/08/2018		15,000.00	15,000.00	100.000000	0.00
VILAS DESHPANDE			EC1602233	.150	.150	.871	.871	.871	03/14/2016	03/14/2018		250,000.00	250,000.00	100.000000	0.00
VON SOSSAN CONTRACTIN			LD1600435	.150	.150	.871	.871	.871	03/15/2016	03/14/2018		400,000.00	400,000.00	100.000000	0.00
BENEFACTORS COUNSEL LL			LD1600443	.150	.150	.877	.876	.876	03/17/2016	03/16/2018		80,000.00	80,000.00	100.000000	0.00
MICHELLE SAVOTI			EC1602241	.150	.150	.890	.890	.890	03/21/2016	03/21/2018		64,890.00	64,890.00	100.000000	0.00
JEFFERY FREMONT			EC1602258	.150	.150	.890	.890	.890	03/21/2016	03/21/2018		140,329.75	140,329.75	100.000000	0.00
JEFFREY & LISA JAMES			EC1602266	.150	.150	.890	.890	.890	03/21/2016	03/21/2018		55,460.00	55,460.00	100.000000	0.00
KENNEH BARTH			EC1602274	.150	.150	.890	.890	.890	03/21/2016	03/21/2018		25,575.00	25,575.00	100.000000	0.00
DENNIS POLING			EC1602282	.150	.150	.890	.890	.890	03/21/2016	03/21/2018		32,850.00	32,850.00	100.000000	0.00

Run Date: 5/1/2017 10:14:30 AM

Investments Outstanding As Of Date: 4/30/2017

INVESTMENT PORTFOLIO - POSITION DETAIL

Special Projects	Moodys	S&P	CUSIP	Coupon Rate	YIELD	WAL	Durtn	Effect Durtn	Purchase Date	Maturity Date	Call Date	Current Par Value	Current Book Value	Market Price	Unrealized Gain/ (Loss)
GREGORY & AUDREY PRINZ			EC1602290	.150	.150	.890	.890	.890	03/21/2016	03/21/2018		250,000.00	250,000.00	100.000000	0.00
MAHONING VALLEY TOOL &			LD1600450	.150	.150	.912	.912	.912	03/29/2016	03/29/2018		199,200.00	199,200.00	100.000000	0.00
MIKE BAUMANN PLUMBING			LD1600468	.150	.150	.915	.914	.914	03/30/2016	03/30/2018		29,288.61	29,288.61	100.000000	0.00
KESSEN VETERINARY CLINI			LD1600476	.150	.150	.915	.916	.916	03/30/2016	03/30/2018		382,964.39	382,964.39	100.000000	0.00
RONALD PYCRAFT			EC1602308	.150	.150	.934	.934	.934	04/06/2016	04/06/2018		20,000.00	20,000.00	100.000000	0.00
ANGELA HALE			EC1602324	.150	.150	.948	.947	.947	04/11/2016	04/11/2018		147,185.00	147,185.00	100.000000	0.00
MARSHA MEREDITH			EC1602332	.150	.150	.948	.947	.947	04/11/2016	04/11/2018		40,255.00	40,255.00	100.000000	0.00
MICHAEL MCSWIGGIN			EC1602340	.150	.150	.948	.947	.947	04/11/2016	04/11/2018		70,545.00	70,545.00	100.000000	0.00
SEAN STEFFANNI			EC1602357	.150	.150	.948	.947	.947	04/11/2016	04/11/2018		36,560.00	36,560.00	100.000000	0.00
ALLISON & SEAN MITCHELL			EC1602365	.150	.150	.948	.947	.947	04/11/2016	04/11/2018		50,470.00	50,470.00	100.000000	0.00
LAWRENCE & JOAN SALTIS			EC1602373	.150	.150	.948	.947	.947	04/11/2016	04/11/2018		250,000.00	250,000.00	100.000000	0.00
CSM INC .150 4-13-18			LD1600484	.150	.150	.953	.953	.953	04/15/2016	04/13/2018		400,000.00	400,000.00	100.000000	0.00
ANTHONY P. KOULI .150 4-1			LD1600492	.150	.150	.953	.953	.953	04/15/2016	04/13/2018		228,431.97	228,431.97	100.000000	0.00
AC SERVICE COMPA .150 4-			LD1600500	.150	.150	.973	.972	.972	04/21/2016	04/20/2018		29,240.68	29,240.68	100.000000	0.00
TRI-R DIES INC. .150 4-26-1			LD1600518	.150	.150	.989	.988	.988	04/26/2016	04/26/2018		78,724.87	78,724.87	100.000000	0.00
YOUNGSTOWN SERVI .150			LD1600526	.150	.150	.989	.988	.988	04/26/2016	04/26/2018		138,075.59	138,075.59	100.000000	0.00
ADAM MUELLER .150 5-03-1			EC1602381	.150	.150	1.008	1.007	1.007	05/03/2016	05/03/2018		220,493.00	220,493.00	100.000000	0.00
TOMAS K. AND CIN .150 5-0			EC1602399	.150	.150	1.011	1.010	1.010	05/04/2016	05/04/2018		50,000.00	50,000.00	100.000000	0.00
MOLYET FARM MARK .150 5			LD1600534	.150	.150	1.011	1.010	1.010	05/04/2016	05/04/2018		176,671.82	176,671.82	100.000000	0.00
SCENE 75 ENTERTA .150 5-			LD1600542	.150	.150	1.011	1.010	1.010	05/06/2016	05/04/2018		250,000.00	250,000.00	100.000000	0.00
OHIO BRIDGE STRI .150 5-1			LD1600559	.150	.150	1.030	1.029	1.029	05/11/2016	05/11/2018		137,117.50	137,117.50	100.000000	0.00
MIDWEST PLASTICS .150 5-			LD1600567	.150	.150	1.030	1.029	1.029	05/12/2016	05/11/2018		79,807.60	79,807.60	100.000000	0.00
UNIVERSAL FARMS .150 5-1			LD1600575	.150	.150	1.030	1.029	1.029	05/12/2016	05/11/2018		300,000.00	300,000.00	100.000000	0.00
DR. FRANKEL & PU .150 5-1			LD1600583	.150	.150	1.030	1.029	1.029	05/13/2016	05/11/2018		32,137.92	32,137.92	100.000000	0.00
MIDWEST PLASTICS .150 5-			LD1600609	.150	.150	1.047	1.046	1.046	05/17/2016	05/17/2018		41,000.00	41,000.00	100.000000	0.00
MIDWEST PLASTICS .150 5-			LD1600591	.150	.150	1.047	1.046	1.046	05/17/2016	05/17/2018		39,114.17	39,114.17	100.000000	0.00
T & T SPORTS LOU .150 5-1			LD1600617	.150	.150	1.049	1.048	1.048	05/18/2016	05/18/2018		52,220.55	52,220.55	100.000000	0.00
DAVID HUBBARD .150 5-18-			EC1602407	.150	.150	1.049	1.048	1.048	05/18/2016	05/18/2018		139,335.00	139,335.00	100.000000	0.00
CHAD SCHWINNEN .150 5-1			EC1602415	.150	.150	1.049	1.048	1.048	05/18/2016	05/18/2018		175,819.00	175,819.00	100.000000	0.00
GARY ECKERT .150 5-18-18			EC1602423	.150	.150	1.049	1.048	1.048	05/18/2016	05/18/2018		150,000.00	150,000.00	100.000000	0.00
SHANNON MOORE .150 5-18			EC1602431	.150	.150	1.049	1.048	1.048	05/18/2016	05/18/2018		169,375.00	169,375.00	100.000000	0.00
JOSEPH MCCOOL .150 5-18-			EC1602449	.150	.150	1.049	1.048	1.048	05/18/2016	05/18/2018		73,365.00	73,365.00	100.000000	0.00
MICHELLE KINCAID .150 5-1			EC1602456	.150	.150	1.049	1.048	1.048	05/18/2016	05/18/2018		224,000.00	224,000.00	100.000000	0.00

Run Date: 5/1/2017 10:14:30 AM

Investments Outstanding As Of Date: 4/30/2017

INVESTMENT PORTFOLIO - POSITION DETAIL

Special Projects	Moodys	S&P	CUSIP	Coupon Rate	YIELD	WAL	Durtn	Effect Durtn	Purchase Date	Maturity Date	Call Date	Current Par Value	Current Book Value	Market Price	Unrealized Gain/ (Loss)
ROSWITHA SHOUP .150 5-1			EC1602464	.150	.150	1.049	1.048	1.048	05/18/2016	05/18/2018		30,950.00	30,950.00	100.000000	0.00
JAMES DALTON .150 5-18-1			EC1602472	.150	.150	1.049	1.048	1.048	05/18/2016	05/18/2018		269,332.00	269,332.00	100.000000	0.00
LAWRENCE GINGERI .150 5-			EC1602480	.150	.150	1.049	1.048	1.048	05/18/2016	05/18/2018		146,205.00	146,205.00	100.000000	0.00
JILL CHUHA .150 5-18-18			EC1602498	.150	.150	1.049	1.048	1.048	05/18/2016	05/18/2018		114,000.00	114,000.00	100.000000	0.00
MICHAEL SEARS .150 5-18-1			EC1602506	.150	.150	1.049	1.048	1.048	05/18/2016	05/18/2018		199,955.00	199,955.00	100.000000	0.00
SCOTT COWAN .150 5-18-1			EC1602514	.150	.150	1.049	1.048	1.048	05/18/2016	05/18/2018		196,000.00	196,000.00	100.000000	0.00
STANTON BOYCE .150 5-18-			EC1602522	.150	.150	1.049	1.048	1.048	05/18/2016	05/18/2018		210,000.00	210,000.00	100.000000	0.00
ALLEN & JUDITH K .150 5-1			EC1602530	.150	.150	1.049	1.048	1.048	05/18/2016	05/18/2018		67,875.00	67,875.00	100.000000	0.00
DARI FREEZE .150 5-28-18			LD1600625	.150	.150	1.077	1.077	1.077	05/25/2016	05/28/2018		33,822.33	33,822.33	100.000000	0.00
EDWARDS REALTY I .150 5-			LD1600633	.150	.150	1.068	1.068	1.068	05/27/2016	05/25/2018		50,000.00	50,000.00	100.000000	0.00
JUSTOP CARRY-OUT .150 5-			LD1600641	.150	.150	1.068	1.068	1.068	05/27/2016	05/25/2018		400,000.00	400,000.00	100.000000	0.00
HEITSCHE NORTH S .150 6-			LD1600658	.150	.150	1.088	1.085	1.085	06/01/2016	06/01/2018		223,489.00	223,489.00	100.000000	0.00
MARK BUCKLER .150 6-08-1			EC1602555	.150	.150	1.107	1.104	1.104	06/08/2016	06/08/2018		42,950.00	42,950.00	100.000000	0.00
KATHERINE TIRA .150 6-08-			EC1602548	.150	.150	1.107	1.104	1.104	06/08/2016	06/08/2018		55,500.00	55,500.00	100.000000	0.00
BONE BOYS BBQ & .150 6-1			LD1600666	.150	.150	1.123	1.121	1.121	06/14/2016	06/14/2018		188,333.08	188,333.08	100.000000	0.00
BONE BOYS BBQ & .150 6-1			LD1600674	.150	.150	1.123	1.121	1.121	06/14/2016	06/14/2018		21,894.60	21,894.60	100.000000	0.00
JONATHAN T EUCKE .150 6-			LD1600682	.150	.150	1.123	1.121	1.121	06/14/2016	06/14/2018		123,321.47	123,321.47	100.000000	0.00
ATHENA GRAND LLC .150 6-			LD1600690	.150	.150	1.123	1.121	1.121	06/14/2016	06/14/2018		400,000.00	400,000.00	100.000000	0.00
Little Learners .150 6-15-18			LD1600716	.150	.150	1.126	1.123	1.123	06/17/2016	06/15/2018		249,545.53	249,545.53	100.000000	0.00
PLAZA LANES INC .150 6-15			LD1600708	.150	.150	1.126	1.123	1.123	06/17/2016	06/15/2018		350,000.00	350,000.00	100.000000	0.00
TAD WILLIAMS .150 6-27-18			EC1602563	.150	.150	1.159	1.157	1.157	06/27/2016	06/27/2018		130,725.00	130,725.00	100.000000	0.00
ROBERT JACKSON .150 6-27			EC1602571	.150	.150	1.159	1.157	1.157	06/27/2016	06/27/2018		350,000.00	350,000.00	100.000000	0.00
RODNEY MYERS .150 6-27-1			EC1602589	.150	.150	1.159	1.157	1.157	06/27/2016	06/27/2018		223,440.00	223,440.00	100.000000	0.00
GERALD HOOVER .150 6-27-			EC1602597	.150	.150	1.159	1.157	1.157	06/27/2016	06/27/2018		210,000.00	210,000.00	100.000000	0.00
SHELSEE BYRNES .150 6-27-			EC1602605	.150	.150	1.159	1.157	1.157	06/27/2016	06/27/2018		52,896.80	52,896.80	100.000000	0.00
RYAN GUNYAN .150 6-27-18			EC1602613	.150	.150	1.159	1.157	1.157	06/27/2016	06/27/2018		175,000.00	175,000.00	100.000000	0.00
KENT YOUNG .150 6-27-18			EC1602621	.150	.150	1.159	1.157	1.157	06/27/2016	06/27/2018		100,580.00	100,580.00	100.000000	0.00
ANNETTE STEVENS .150 6-2			EC1602639	.150	.150	1.162	1.160	1.160	06/28/2016	06/28/2018		30,710.00	30,710.00	100.000000	0.00
DALMAR HAMILTON .150 6-			EC1602647	.150	.150	1.162	1.160	1.160	06/28/2016	06/28/2018		52,405.00	52,405.00	100.000000	0.00
DEREK BROWN .150 6-28-1			EC1602654	.150	.150	1.162	1.160	1.160	06/28/2016	06/28/2018		93,855.00	93,855.00	100.000000	0.00
MARJORIE PITCHER .150 6-			EC1602662	.150	.150	1.162	1.160	1.160	06/28/2016	06/28/2018		27,800.00	27,800.00	100.000000	0.00
KEITH RIFFLE .150 6-28-18			EC1602670	.150	.150	1.162	1.160	1.160	06/28/2016	06/28/2018		234,425.00	234,425.00	100.000000	0.00
RONALD LIPPS .150 6-28-18			EC1602688	.150	.150	1.162	1.160	1.160	06/28/2016	06/28/2018		125,000.00	125,000.00	100.000000	0.00

Run Date: 5/1/2017 10:14:30 AM

Investments Outstanding As Of Date: 4/30/2017

INVESTMENT PORTFOLIO - POSITION DETAIL

Special Projects	Moodys	S&P	CUSIP	Coupon Rate	YIELD	WAL	Durtn	Effect Durtn	Purchase Date	Maturity Date	Call Date	Current Par Value	Current Book Value	Market Price	Unrealized Gain/ (Loss)
LAKESIDE PROPANE .150 7-			LD1700011	.150	.150	1.197	1.196	1.196	07/11/2016	07/11/2018		150,000.00	150,000.00	100.000000	0.00
ANGEL ANIMAL HOS .150 7-			LD1700029	.150	.150	1.203	1.201	1.201	07/13/2016	07/13/2018		209,308.01	209,308.01	100.000000	0.00
ROLAND BAKER .150 7-25-1			EC1700011	.150	.150	1.236	1.235	1.235	07/25/2016	07/25/2018		185,968.02	185,968.02	100.000000	0.00
KRISTOPHER HALEY .150 7-			EC1700029	.150	.150	1.236	1.235	1.235	07/25/2016	07/25/2018		180,000.00	180,000.00	100.000000	0.00
JEANNE STEPHENS .150 7-2			EC1700037	.150	.150	1.236	1.235	1.235	07/25/2016	07/25/2018		96,090.00	96,090.00	100.000000	0.00
JOHN WALLACE .150 7-25-1			EC1700045	.150	.150	1.236	1.235	1.235	07/25/2016	07/25/2018		125,000.00	125,000.00	100.000000	0.00
JESSICA WARNOCK .150 7-2			EC1700052	.150	.150	1.236	1.235	1.235	07/25/2016	07/25/2018		45,630.00	45,630.00	100.000000	0.00
DOUGLAS WHITE .150 7-25-			EC1700060	.150	.150	1.236	1.235	1.235	07/25/2016	07/25/2018		112,500.00	112,500.00	100.000000	0.00
SARAH WILSON .150 7-25-1			EC1700078	.150	.150	1.236	1.235	1.235	07/25/2016	07/25/2018		44,485.00	44,485.00	100.000000	0.00
GARRY WINGER .150 7-25-1			EC1700086	.150	.150	1.236	1.235	1.235	07/25/2016	07/25/2018		30,750.00	30,750.00	100.000000	0.00
B & W WELDING I .150 7-26			LD1700037	.150	.150	1.238	1.237	1.237	07/26/2016	07/26/2018		400,000.00	400,000.00	100.000000	0.00
MICHAEL MONTGOME .150			EC1700094	.150	.150	1.241	1.240	1.240	07/27/2016	07/27/2018		350,000.00	350,000.00	100.000000	0.00
CHAGRIN VALLEY S .150 7-2			LD1700045	.150	.150	1.241	1.240	1.240	07/27/2016	07/27/2018		374,079.00	374,079.00	100.000000	0.00
DANIEL & SARAH G .150 7-2			EC1700102	.150	.150	1.241	1.240	1.240	07/27/2016	07/27/2018		73,870.00	73,870.00	100.000000	0.00
REAGAN BRISTOL .150 7-27			EC1700110	.150	.150	1.241	1.240	1.240	07/27/2016	07/27/2018		234,500.00	234,500.00	100.000000	0.00
BRIAN VULPITTA .150 7-27-			EC1700128	.150	.150	1.241	1.240	1.240	07/27/2016	07/27/2018		348,747.00	348,747.00	100.000000	0.00
RONALD & ALMIRA .150 7-2			EC1700136	.150	.150	1.241	1.240	1.240	07/27/2016	07/27/2018		150,000.00	150,000.00	100.000000	0.00
WILLIAM LONNEMAN .150 7			EC1700144	.150	.150	1.241	1.240	1.240	07/27/2016	07/27/2018		50,000.00	50,000.00	100.000000	0.00
LISA HILLMAN .150 7-27-18			EC1700151	.150	.150	1.241	1.240	1.240	07/27/2016	07/27/2018		175,007.00	175,007.00	100.000000	0.00
ROBBIE BERGER .150 7-27-			EC1700169	.150	.150	1.241	1.240	1.240	07/27/2016	07/27/2018		193,438.00	193,438.00	100.000000	0.00
TRACIE SORVILLO .150 7-27			EC1700177	.150	.150	1.241	1.240	1.240	07/27/2016	07/27/2018		47,200.00	47,200.00	100.000000	0.00
SUPERIOR STEEL S .150 8-0			LD1700052	.150	.150	1.260	1.257	1.257	08/04/2016	08/03/2018		149,457.56	149,457.56	100.000000	0.00
JESSICA STONECYP .150 8-0			EC1700185	.150	.150	1.260	1.257	1.257	08/05/2016	08/03/2018		60,250.00	60,250.00	100.000000	0.00
JOSEPH EPERJESI .150 8-03			EC1700193	.150	.150	1.260	1.257	1.257	08/05/2016	08/03/2018		42,437.90	42,437.90	100.000000	0.00
JAMES SIKORA .150 8-03-18			EC1700201	.150	.150	1.260	1.257	1.257	08/05/2016	08/03/2018		34,975.00	34,975.00	100.000000	0.00
STEVEN MYERS .150 8-15-1			EC1700219	.150	.150	1.293	1.290	1.290	08/15/2016	08/15/2018		65,000.00	65,000.00	100.000000	0.00
FRANCIS FREDETTE .150 8-			EC1700227	.150	.150	1.293	1.290	1.290	08/15/2016	08/15/2018		138,390.00	138,390.00	100.000000	0.00
MATTHEW FLANNERY .150 8			EC1700235	.150	.150	1.293	1.290	1.290	08/15/2016	08/15/2018		29,920.00	29,920.00	100.000000	0.00
JOHN & KAREN RUF .150 8-			EC1700243	.150	.150	1.293	1.290	1.290	08/15/2016	08/15/2018		79,000.00	79,000.00	100.000000	0.00
MARK BARNO .150 8-15-18			EC1700250	.150	.150	1.293	1.290	1.290	08/15/2016	08/15/2018		179,718.00	179,718.00	100.000000	0.00
TODD BACON .150 8-15-18			EC1700268	.150	.150	1.293	1.290	1.290	08/15/2016	08/15/2018		110,000.00	110,000.00	100.000000	0.00
KARA BEASLEY .150 8-15-18			EC1700276	.150	.150	1.293	1.290	1.290	08/15/2016	08/15/2018		39,375.00	39,375.00	100.000000	0.00
JEREMY NIXON .150 8-17-1			EC1700284	.150	.150	1.299	1.296	1.296	08/17/2016	08/17/2018		17,000.00	17,000.00	100.000000	0.00

Run Date: 5/1/2017 10:14:30 AM

Investments Outstanding As Of Date: 4/30/2017

INVESTMENT PORTFOLIO - POSITION DETAIL

Special Projects	Moodys	S&P	CUSIP	Coupon Rate	YIELD	WAL	Durtn	Effect Durtn	Purchase Date	Maturity Date	Call Date	Current Par Value	Current Book Value	Market Price	Unrealized Gain/ (Loss)
ROBERT JOHNSON .150 8-1			EC1700292	.150	.150	1.299	1.296	1.296	08/17/2016	08/17/2018		30,800.00	30,800.00	100.000000	0.00
DAVID & CYNTHIA .150 8-1			EC1700300	.150	.150	1.299	1.296	1.296	08/17/2016	08/17/2018		236,680.00	236,680.00	100.000000	0.00
ELI RIEGLE .150 8-17-18			EC1700318	.150	.150	1.299	1.296	1.296	08/17/2016	08/17/2018		72,500.00	72,500.00	100.000000	0.00
CHAD WHILDING .150 8-17-			EC1700326	.150	.150	1.299	1.296	1.296	08/17/2016	08/17/2018		210,000.00	210,000.00	100.000000	0.00
PHILIP-SHIRLEY Y .150 8-17			EC1700334	.150	.150	1.299	1.296	1.296	08/17/2016	08/17/2018		102,500.00	102,500.00	100.000000	0.00
DAVID FRAGALE .150 8-17-1			EC1700342	.150	.150	1.299	1.296	1.296	08/17/2016	08/17/2018		335,160.00	335,160.00	100.000000	0.00
SCOTT WIDEMANN .150 8-1			EC1700359	.150	.150	1.299	1.296	1.296	08/19/2016	08/17/2018		350,000.00	350,000.00	100.000000	0.00
JAMES WIPARINA .150 8-17			EC1700367	.150	.150	1.299	1.296	1.296	08/19/2016	08/17/2018		29,265.00	29,265.00	100.000000	0.00
ROBIN HOUCK .150 8-17-18			EC1700375	.150	.150	1.299	1.296	1.296	08/19/2016	08/17/2018		75,000.00	75,000.00	100.000000	0.00
CHARLES LINDAMOO .150 8			EC1700383	.150	.150	1.299	1.296	1.296	08/19/2016	08/17/2018		56,955.00	56,955.00	100.000000	0.00
SAMUEL HALL .150 8-17-18			EC1700391	.150	.150	1.299	1.296	1.296	08/19/2016	08/17/2018		100,000.00	100,000.00	100.000000	0.00
RAYMOND L FORBES .150 8-			EC1700409	.150	.150	1.299	1.296	1.296	08/19/2016	08/17/2018		70,265.00	70,265.00	100.000000	0.00
BARBARA WOLFE BR .150 8-			EC1700417	.150	.150	1.299	1.296	1.296	08/19/2016	08/17/2018		100,000.00	100,000.00	100.000000	0.00
SCOTT ROBERTS .150 8-22-			EC1700425	.150	.150	1.312	1.310	1.310	08/22/2016	08/22/2018		50,000.00	50,000.00	100.000000	0.00
ERIC JENSEN .150 8-22-18			EC1700433	.150	.150	1.312	1.310	1.310	08/22/2016	08/22/2018		97,170.00	97,170.00	100.000000	0.00
CAREY PUCKETT .150 8-22-			EC1700441	.150	.150	1.312	1.310	1.310	08/22/2016	08/22/2018		77,095.00	77,095.00	100.000000	0.00
STEVEN MARKOVICH .150 8			EC1700458	.150	.150	1.312	1.310	1.310	08/22/2016	08/22/2018		115,665.00	115,665.00	100.000000	0.00
RONALD KIDD .150 8-22-18			EC1700466	.150	.150	1.312	1.310	1.310	08/22/2016	08/22/2018		350,000.00	350,000.00	100.000000	0.00
JOSEPH CUSIMANO .150 8-2			EC1700474	.150	.150	1.312	1.310	1.310	08/22/2016	08/22/2018		81,335.00	81,335.00	100.000000	0.00
MARY SHIELDS .150 8-22-18			EC1700482	.150	.150	1.312	1.310	1.310	08/22/2016	08/22/2018		349,496.00	349,496.00	100.000000	0.00
JAMES WIGINGTON .150 8-			EC1700490	.150	.150	1.318	1.315	1.315	08/26/2016	08/24/2018		46,500.00	46,500.00	100.000000	0.00
ITHKICAN ENTERPR .150 9-			LD1700060	.150	.150	1.353	1.349	1.349	09/06/2016	09/06/2018		215,821.64	215,821.64	100.000000	0.00
WHITE DOVE MATTR .150 9			RE1700013	.150	.150	1.356	1.351	1.351	09/07/2016	09/07/2018		550,000.00	550,000.00	100.000000	0.00
JOSEPH NAGY .150 9-07-18			EC1700508	.150	.150	1.356	1.351	1.351	09/07/2016	09/07/2018		75,000.00	75,000.00	100.000000	0.00
MENKE BROS. CONS .150 9-			LD1700078	.150	.150	1.375	1.371	1.371	09/16/2016	09/14/2018		123,334.63	123,334.63	100.000000	0.00
DARL HARKLEROAD .150 9-			EC1700516	.150	.150	1.392	1.387	1.387	09/20/2016	09/20/2018		261,002.56	261,002.56	100.000000	0.00
TIMBERWOODS CAMP .150			LD1700086	.150	.150	1.411	1.407	1.407	09/27/2016	09/27/2018		100,000.00	100,000.00	100.000000	0.00
VIRGINIA FOX .150 9-27-18			EC1700524	.150	.150	1.411	1.407	1.407	09/27/2016	09/27/2018		181,895.00	181,895.00	100.000000	0.00
PETER CROWLEY .150 9-27-			EC1700532	.150	.150	1.411	1.407	1.407	09/27/2016	09/27/2018		204,332.70	204,332.70	100.000000	0.00
PAUL HICKS .150 9-27-18			EC1700540	.150	.150	1.411	1.407	1.407	09/27/2016	09/27/2018		350,000.00	350,000.00	100.000000	0.00
DAVID MOES .150 9-27-18			EC1700557	.150	.150	1.411	1.407	1.407	09/27/2016	09/27/2018		41,485.00	41,485.00	100.000000	0.00
ABIGAIL NORRIS T .150 9-2			EC1700565	.150	.150	1.411	1.407	1.407	09/27/2016	09/27/2018		175,007.00	175,007.00	100.000000	0.00
JOSHUA SCHMIDT .150 9-27			EC1700573	.150	.150	1.411	1.407	1.407	09/27/2016	09/27/2018		76,935.00	76,935.00	100.000000	0.00

Run Date: 5/1/2017 10:14:30 AM

Investments Outstanding As Of Date: 4/30/2017

INVESTMENT PORTFOLIO - POSITION DETAIL

Special Projects	Moodys	S&P	CUSIP	Coupon Rate	YIELD	WAL	Durtn	Effect Durtn	Purchase Date	Maturity Date	Call Date	Current Par Value	Current Book Value	Market Price	Unrealized Gain/ (Loss)
JUSTIN AND KELLY .150 9-2			EC1700581	.150	.150	1.411	1.407	1.407	09/27/2016	09/27/2018		135,000.00	135,000.00	100.000000	0.00
ROXANNE DUDLEY .150 9-2			EC1700599	.150	.150	1.411	1.407	1.407	09/27/2016	09/27/2018		210,000.00	210,000.00	100.000000	0.00
COLIN VOGT .150 9-27-18			EC1700607	.150	.150	1.411	1.407	1.407	09/27/2016	09/27/2018		189,000.00	189,000.00	100.000000	0.00
RENE MILLER .150 9-27-18			EC1700615	.150	.150	1.411	1.407	1.407	09/27/2016	09/27/2018		350,000.00	350,000.00	100.000000	0.00
KELLY JONS .150 9-28-18			EC1700623	.150	.150	1.414	1.410	1.410	09/28/2016	09/28/2018		125,000.00	125,000.00	100.000000	0.00
MATHEW WADE .150 9-28-1			EC1700631	.150	.150	1.414	1.410	1.410	09/28/2016	09/28/2018		29,145.00	29,145.00	100.000000	0.00
KELLY GARRETT & .150 9-2			EC1700649	.150	.150	1.414	1.410	1.410	09/28/2016	09/28/2018		213,605.00	213,605.00	100.000000	0.00
LORETTA ALFORD .150 9-28			EC1700656	.150	.150	1.414	1.410	1.410	09/28/2016	09/28/2018		79,990.00	79,990.00	100.000000	0.00
THOMAS CADENHEAD .150			EC1700664	.150	.150	1.414	1.410	1.410	09/28/2016	09/28/2018		309,344.00	309,344.00	100.000000	0.00
SUZANNE SERRATO .150 9-			EC1700672	.150	.150	1.414	1.410	1.410	09/28/2016	09/28/2018		150,000.00	150,000.00	100.000000	0.00
THOMAS DEWITT .150 9-28-			EC1700680	.150	.150	1.414	1.410	1.410	09/28/2016	09/28/2018		210,000.00	210,000.00	100.000000	0.00
MARVIN EILERMAN .150 9-2			EC1700698	.150	.150	1.414	1.410	1.410	09/28/2016	09/28/2018		350,000.00	350,000.00	100.000000	0.00
MATTHEW CAWLEY .150 9-2			EC1700706	.150	.150	1.414	1.410	1.410	09/28/2016	09/28/2018		245,000.00	245,000.00	100.000000	0.00
TEAMONE BEC LLC .150 9-2			LD1700094	.150	.150	1.414	1.410	1.410	09/28/2016	09/28/2018		240,000.00	240,000.00	100.000000	0.00
ITHKICAN ENTERPR .150 10			LD1700102	.150	.150	1.433	1.429	1.429	10/06/2016	10/05/2018		75,604.38	75,604.38	100.000000	0.00
WENDY CLINE .150 10-05-1			EC1700714	.150	.150	1.433	1.429	1.429	10/07/2016	10/05/2018		29,081.00	29,081.00	100.000000	0.00
ZACHARY PRICE .150 10-05-			EC1700722	.150	.150	1.433	1.429	1.429	10/07/2016	10/05/2018		60,000.00	60,000.00	100.000000	0.00
ELITE NATURESCAP .150 10			LD1700110	.150	.150	1.449	1.446	1.446	10/11/2016	10/11/2018		213,000.00	213,000.00	100.000000	0.00
HJR NEWLON LLC .150 10-1			LD1700128	.150	.150	1.452	1.449	1.449	10/12/2016	10/12/2018		230,584.94	230,584.94	100.000000	0.00
PRINTEX INC .150 10-12-18			LD1700136	.150	.150	1.471	1.468	1.468	10/21/2016	10/19/2018		258,444.80	258,444.80	100.000000	0.00
LISA BROWNING DD .150 1			LD1700144	.150	.150	1.471	1.468	1.468	10/21/2016	10/19/2018		233,914.24	233,914.24	100.000000	0.00
Todd Hunt .150 10-26-18			EC1700730	.150	.150	1.490	1.487	1.487	10/26/2016	10/26/2018		70,000.00	70,000.00	100.000000	0.00
William Dusseau .150 10-26-			EC1700748	.150	.150	1.490	1.487	1.487	10/26/2016	10/26/2018		350,000.00	350,000.00	100.000000	0.00
Dennis Marvich .150 10-26-1			EC1700755	.150	.150	1.490	1.487	1.487	10/26/2016	10/26/2018		95,040.00	95,040.00	100.000000	0.00
Jennifer Johnson .150 10-26			EC1700763	.150	.150	1.490	1.487	1.487	10/26/2016	10/26/2018		347,200.00	347,200.00	100.000000	0.00
Jeffery Berg .150 10-26-18			EC1700771	.150	.150	1.490	1.487	1.487	10/26/2016	10/26/2018		67,500.00	67,500.00	100.000000	0.00
David Snook .150 10-26-18			EC1700789	.150	.150	1.490	1.487	1.487	10/26/2016	10/26/2018		92,765.00	92,765.00	100.000000	0.00
JESSE DICKERSON .150 10-			EC1700797	.150	.150	1.490	1.487	1.487	10/27/2016	10/26/2018		250,000.00	250,000.00	100.000000	0.00
LORNA WILLIAMSON .150 1			EC1700805	.150	.150	1.490	1.487	1.487	10/27/2016	10/26/2018		119,960.00	119,960.00	100.000000	0.00
JERREL BLANKENSH .150 10			EC1700813	.150	.150	1.490	1.487	1.487	10/27/2016	10/26/2018		64,500.00	64,500.00	100.000000	0.00
JOHN-DANEILLE GW .150 10			EC1700821	.150	.150	1.490	1.487	1.487	10/27/2016	10/26/2018		206,696.00	206,696.00	100.000000	0.00
MICHAEL MCANGUS .150 10			EC1700839	.150	.150	1.490	1.487	1.487	10/27/2016	10/26/2018		329,000.00	329,000.00	100.000000	0.00
MARY RUGGIERI .150 10-26			EC1700847	.150	.150	1.490	1.487	1.487	10/27/2016	10/26/2018		96,464.55	96,464.55	100.000000	0.00

Run Date: 5/1/2017 10:14:30 AM

Investments Outstanding As Of Date: 4/30/2017

INVESTMENT PORTFOLIO - POSITION DETAIL

Special Projects	Moodys	S&P	CUSIP	Coupon Rate	YIELD	WAL	Durtn	Effect Durtn	Purchase Date	Maturity Date	Call Date	Current Par Value	Current Book Value	Market Price	Unrealized Gain/ (Loss)
JOSEPH RAQUEPAW .150 10			EC1700854	.150	.150	1.490	1.487	1.487	10/27/2016	10/26/2018		114,205.00	114,205.00	100.000000	0.00
BARBARA FRENCH .150 10-2			EC1700862	.150	.150	1.490	1.487	1.487	10/27/2016	10/26/2018		133,380.00	133,380.00	100.000000	0.00
BENJAMIN BEDORE .150 10-			EC1700870	.150	.150	1.490	1.487	1.487	10/28/2016	10/26/2018		120,000.00	120,000.00	100.000000	0.00
RICHARD BROWN .150 10-2			EC1700888	.150	.150	1.490	1.487	1.487	10/28/2016	10/26/2018		72,500.00	72,500.00	100.000000	0.00
MICHAEL FERDINAN .150 10			EC1700896	.150	.150	1.490	1.487	1.487	10/28/2016	10/26/2018		25,000.00	25,000.00	100.000000	0.00
CHRISTOPHER MILN .150 10			EC1700904	.150	.150	1.490	1.487	1.487	10/28/2016	10/26/2018		308,682.50	308,682.50	100.000000	0.00
CYNTHIA WINSLOW .150 10			EC1700912	.150	.150	1.490	1.487	1.487	10/28/2016	10/26/2018		150,000.00	150,000.00	100.000000	0.00
VOSS BROTHERS SA .150 10			LD1700151	.150	.150	1.490	1.487	1.487	10/28/2016	10/26/2018		400,000.00	400,000.00	100.000000	0.00
JUST MIKES JERK .150 10-3			LD1700169	.150	.150	1.504	1.498	1.498	10/31/2016	10/31/2018		37,897.11	37,897.11	100.000000	0.00
BENROTH ENTERPRI .150 1			LD1700177	.150	.150	1.507	1.501	1.501	11/01/2016	11/01/2018		200,000.00	200,000.00	100.000000	0.00
3B VENTURES LLC .150 11-0			LD1700185	.150	.150	1.507	1.501	1.501	11/01/2016	11/01/2018		200,000.00	200,000.00	100.000000	0.00
BID OHIO .600 5-03-17			LD17B0217	.600	.600	.008	.008	.008	11/02/2016	05/03/2017		2,000,000.00	2,000,000.00	100.000000	0.00
BID OHIO .600 5-03-17			LD17B0225	.600	.600	.008	.008	.008	11/02/2016	05/03/2017		5,000,000.00	5,000,000.00	100.000000	0.00
4-K TIRE INC .150 10-12-18			LD1700201	.150	.150	1.526	1.520	1.520	11/08/2016	11/08/2018		363,000.00	363,000.00	100.000000	0.00
KIDS COUNT INC. .150 11-0			LD1700193	.150	.150	1.526	1.520	1.520	11/08/2016	11/08/2018		29,971.03	29,971.03	100.000000	0.00
LARRY KLEILEIN .150 11-09-			EC1700920	.150	.150	1.529	1.523	1.523	11/09/2016	11/09/2018		163,541.00	163,541.00	100.000000	0.00
JOSEPH BROWNFIEL .150 1			EC1700938	.150	.150	1.529	1.523	1.523	11/09/2016	11/09/2018		34,475.00	34,475.00	100.000000	0.00
MICHELLE HULL .150 11-09-			EC1700946	.150	.150	1.529	1.523	1.523	11/09/2016	11/09/2018		150,000.00	150,000.00	100.000000	0.00
CHARLES KURTH .150 11-09			EC1700953	.150	.150	1.529	1.523	1.523	11/09/2016	11/09/2018		201,950.00	201,950.00	100.000000	0.00
MAZZULO ENTERPRI .150 1			LD1700219	.150	.150	1.548	1.543	1.543	11/17/2016	11/16/2018		127,516.69	127,516.69	100.000000	0.00
JAMES VANSKY			EC1700961	.150	.150	1.581	1.576	1.576	11/28/2016	11/28/2018		68,890.00	68,890.00	100.000000	0.00
DANIELLE FLOSLER-LUSSIE			EC1700987	.150	.150	1.581	1.576	1.576	11/28/2016	11/28/2018		103,965.00	103,965.00	100.000000	0.00
JOHN TANSEY			EC1700979	.150	.150	1.581	1.576	1.576	11/28/2016	11/28/2018		350,000.00	350,000.00	100.000000	0.00
DAVID WHEELAND			EC1700995	.150	.150	1.581	1.576	1.576	11/28/2016	11/28/2018		314,762.84	314,762.84	100.000000	0.00
MICHAEL WHITE			EC1701001	.150	.150	1.581	1.576	1.576	11/28/2016	11/28/2018		350,000.00	350,000.00	100.000000	0.00
DOUGLAS TYO			EC1701019	.150	.150	1.581	1.576	1.576	11/28/2016	11/28/2018		105,000.00	105,000.00	100.000000	0.00
EDWARD HOAR			EC1701027	.150	.150	1.581	1.576	1.576	11/28/2016	11/28/2018		260,036.00	260,036.00	100.000000	0.00
DAVID NERONI			EC1701035	.150	.150	1.584	1.579	1.579	11/29/2016	11/29/2018		100,000.00	100,000.00	100.000000	0.00
JAMES WISEMAN			EC1701043	.150	.150	1.584	1.579	1.579	11/29/2016	11/29/2018		75,000.00	75,000.00	100.000000	0.00
LOIS BROWN			EC1701050	.150	.150	1.584	1.579	1.579	11/29/2016	11/29/2018		50,000.00	50,000.00	100.000000	0.00
BETTE KLEIN			EC1701068	.150	.150	1.584	1.579	1.579	11/29/2016	11/29/2018		75,000.00	75,000.00	100.000000	0.00
PATRICK BRAY			EC1701084	.150	.150	1.584	1.579	1.579	11/29/2016	11/29/2018		192,115.00	192,115.00	100.000000	0.00
THOMAS DAVID KNAPP			EC1701092	.150	.150	1.584	1.579	1.579	11/29/2016	11/29/2018		155,000.00	155,000.00	100.000000	0.00

Run Date: 5/1/2017 10:14:30 AM

Investments Outstanding As Of Date: 4/30/2017

INVESTMENT PORTFOLIO - POSITION DETAIL

Special Projects	Moodys	S&P	CUSIP	Coupon Rate	YIELD	WAL	Durtn	Effect Durtn	Purchase Date	Maturity Date	Call Date	Current Par Value	Current Book Value	Market Price	Unrealized Gain/ (Loss)
ALAN KNOWLES			EC1701100	.150	.150	1.584	1.579	1.579	11/29/2016	11/29/2018		103,140.00	103,140.00	100.000000	0.00
ROGER BALLERINO			EC1701118	.150	.150	1.584	1.579	1.579	11/29/2016	11/29/2018		51,230.00	51,230.00	100.000000	0.00
PHILIP GROSS			EC1701126	.150	.150	1.584	1.579	1.579	11/29/2016	11/29/2018		350,000.00	350,000.00	100.000000	0.00
LARRY SLUSHER			EC1701134	.150	.150	1.584	1.579	1.579	11/29/2016	11/29/2018		67,500.00	67,500.00	100.000000	0.00
CAITLYN MARSHFIELD			EC1701142	.150	.150	1.586	1.582	1.582	12/02/2016	11/30/2018		62,350.00	62,350.00	100.000000	0.00
BATAVIA DAIRY QUEEN			LD1700227	.150	.150	1.600	1.595	1.595	12/05/2016	12/05/2018		160,000.00	160,000.00	100.000000	0.00
BID OHIO			LD17B0241	.700	.700	.104	.104	.104	12/07/2016	06/07/2017		2,000,000.00	2,000,000.00	100.000000	0.00
JAMES BRUMBAUGH			EC1701159	.150	.150	1.605	1.601	1.601	12/07/2016	12/07/2018		196,250.00	196,250.00	100.000000	0.00
RENEE WHITED			EC1701167	.150	.150	1.605	1.601	1.601	12/08/2016	12/07/2018		278,555.83	278,555.83	100.000000	0.00
CLOUSE ELECTRIC INC			LD1700243	.150	.150	1.619	1.614	1.614	12/12/2016	12/12/2018		277,334.94	277,334.94	100.000000	0.00
FAITH YODER			EC1701175	.150	.150	1.625	1.621	1.621	12/15/2016	12/14/2018		90,000.00	90,000.00	100.000000	0.00
BURREY INSURANCE AGENC			LD1700250	.150	.150	1.625	1.621	1.621	12/16/2016	12/14/2018		400,000.00	400,000.00	100.000000	0.00
AUSTIN MEHL			EC1701191	.150	.150	1.625	1.621	1.621	12/16/2016	12/14/2018		60,000.00	60,000.00	100.000000	0.00
ASHFAQ AHMED			EC1701183	.150	.150	1.625	1.621	1.621	12/16/2016	12/14/2018		250,000.00	250,000.00	100.000000	0.00
LAURA BLUEBAUGH			EC1701209	.150	.150	1.638	1.635	1.635	12/19/2016	12/19/2018		41,325.00	41,325.00	100.000000	0.00
EDWARD BOSE JR			EC1701217	.150	.150	1.638	1.635	1.635	12/19/2016	12/19/2018		178,500.00	178,500.00	100.000000	0.00
STEPHEN FRANCIS			EC1701225	.150	.150	1.638	1.635	1.635	12/19/2016	12/19/2018		350,000.00	350,000.00	100.000000	0.00
ROBIN HORTH			EC1701233	.150	.150	1.638	1.635	1.635	12/19/2016	12/19/2018		106,250.00	106,250.00	100.000000	0.00
JASON MIKES			EC1701241	.150	.150	1.638	1.635	1.635	12/19/2016	12/19/2018		190,000.00	190,000.00	100.000000	0.00
SHELDON STUTZMAN			EC1701258	.150	.150	1.638	1.635	1.635	12/19/2016	12/19/2018		114,800.00	114,800.00	100.000000	0.00
PAUL SWEENEY			EC1701266	.150	.150	1.638	1.635	1.635	12/19/2016	12/19/2018		64,500.00	64,500.00	100.000000	0.00
JANICE WILSON			EC1701274	.150	.150	1.638	1.635	1.635	12/19/2016	12/19/2018		150,000.00	150,000.00	100.000000	0.00
JOSEPH ZIMMERMAN			EC1701282	.150	.150	1.638	1.635	1.635	12/19/2016	12/19/2018		31,405.00	31,405.00	100.000000	0.00
WENDY CLINE			EC1701290	.150	.150	1.638	1.635	1.635	12/19/2016	12/19/2018		174,486.00	174,486.00	100.000000	0.00
ROBERT CROWDER			EC1701308	.150	.150	1.644	1.640	1.640	12/22/2016	12/21/2018		74,165.00	74,165.00	100.000000	0.00
DOMINIC ESPOSITO			EC1701316	.150	.150	1.644	1.640	1.640	12/22/2016	12/21/2018		175,007.00	175,007.00	100.000000	0.00
SAM HAND			EC1701324	.150	.150	1.644	1.640	1.640	12/22/2016	12/21/2018		130,000.00	130,000.00	100.000000	0.00
WESLEY LEWIS			EC1701332	.150	.150	1.644	1.640	1.640	12/22/2016	12/21/2018		184,436.00	184,436.00	100.000000	0.00
JOSEPH LOVETT			EC1701340	.150	.150	1.644	1.640	1.640	12/22/2016	12/21/2018		350,000.00	350,000.00	100.000000	0.00
STEPHEN ROSHON			EC1701357	.150	.150	1.644	1.640	1.640	12/22/2016	12/21/2018		150,000.00	150,000.00	100.000000	0.00
CURTIS SCOTT			EC1701365	.150	.150	1.644	1.640	1.640	12/22/2016	12/21/2018		115,000.00	115,000.00	100.000000	0.00
DON SHAFER			EC1701373	.150	.150	1.644	1.640	1.640	12/22/2016	12/21/2018		197,050.00	197,050.00	100.000000	0.00
ANGELA SMITH			EC1701381	.150	.150	1.644	1.640	1.640	12/22/2016	12/21/2018		51,500.00	51,500.00	100.000000	0.00

Run Date: 5/1/2017 10:14:30 AM

Investments Outstanding As Of Date: 4/30/2017

INVESTMENT PORTFOLIO - POSITION DETAIL

Special Projects	Moodys	S&P	CUSIP	Coupon Rate	YIELD	WAL	Durtn	Effect Durtn	Purchase Date	Maturity Date	Call Date	Current Par Value	Current Book Value	Market Price	Unrealized Gain/ (Loss)
PETER WALKER			EC1701399	.150	.150	1.644	1.640	1.640	12/23/2016	12/21/2018		47,299.75	47,299.75	100.000000	0.00
CHRISTOPHER STOLL			EC1701407	.150	.150	1.644	1.640	1.640	12/23/2016	12/21/2018		107,060.00	107,060.00	100.000000	0.00
TP TECH LLC			LD1700268	.150	.150	1.660	1.656	1.656	12/27/2016	12/27/2018		206,135.77	206,135.77	100.000000	0.00
SADLER CORPORATION			LD1700276	.150	.150	1.663	1.660	1.660	12/29/2016	12/28/2018		100,000.00	100,000.00	100.000000	0.00
BID OHIO			LD17B0274	.670	.670	.200	.200	.200	01/04/2017	07/12/2017		5,000,000.00	5,000,000.00	100.000000	0.00
BID OHIO			LD17B0282	.670	.670	.200	.200	.200	01/04/2017	07/12/2017		2,000,000.00	2,000,000.00	100.000000	0.00
BID OHIO			LD17B0290	.670	.670	.200	.200	.200	01/04/2017	07/12/2017		2,000,000.00	2,000,000.00	100.000000	0.00
MELISSA LAZUKA			EC1701415	.150	.150	1.682	1.676	1.676	01/05/2017	01/04/2019		121,575.00	121,575.00	100.000000	0.00
DEBANDALE PRINTING INC			LD1700284	.500	.500	1.701	1.692	1.692	01/11/2017	01/11/2019		32,000.00	32,000.00	100.000000	0.00
NAILS 90 NAILS & SPA LLC			LD1700292	.150	.150	1.737	1.732	1.732	01/24/2017	01/24/2019		341,496.20	341,496.20	100.000000	0.00
MARK ROGERS			EC1701423	.150	.150	1.740	1.735	1.735	01/26/2017	01/25/2019		200,195.00	200,195.00	100.000000	0.00
JAMES BURCHAM			EC1701522	.150	.150	1.740	1.735	1.735	01/26/2017	01/25/2019		74,750.00	74,750.00	100.000000	0.00
LOUIS THOMPSON			EC1701431	.150	.150	1.740	1.735	1.735	01/26/2017	01/25/2019		350,000.00	350,000.00	100.000000	0.00
CHARLES WORKMAN			EC1701530	.150	.150	1.740	1.735	1.735	01/26/2017	01/25/2019		200,000.00	200,000.00	100.000000	0.00
MITCHELL CONN			EC1701449	.150	.150	1.740	1.735	1.735	01/26/2017	01/25/2019		109,700.00	109,700.00	100.000000	0.00
MELVIN JONES			EC1701548	.150	.150	1.740	1.735	1.735	01/26/2017	01/25/2019		111,500.00	111,500.00	100.000000	0.00
ADAM GERBER			EC1701456	.150	.150	1.740	1.735	1.735	01/26/2017	01/25/2019		80,000.00	80,000.00	100.000000	0.00
DEBORAH TANAKA			EC1701555	.150	.150	1.740	1.735	1.735	01/26/2017	01/25/2019		323,260.00	323,260.00	100.000000	0.00
MARGARET ANN GOODMAN			EC1701464	.150	.150	1.740	1.735	1.735	01/26/2017	01/25/2019		140,560.00	140,560.00	100.000000	0.00
SHAYNE HARVEY			EC1701563	.150	.150	1.740	1.735	1.735	01/26/2017	01/25/2019		276,500.00	276,500.00	100.000000	0.00
WILLIAM BURSLEY			EC1701472	.150	.150	1.740	1.735	1.735	01/26/2017	01/25/2019		24,900.00	24,900.00	100.000000	0.00
ANTHONY RYNO			EC1701571	.150	.150	1.740	1.735	1.735	01/26/2017	01/25/2019		350,000.00	350,000.00	100.000000	0.00
WILLIAM FOOTE			EC1701480	.150	.150	1.740	1.735	1.735	01/26/2017	01/25/2019		122,500.00	122,500.00	100.000000	0.00
JANE USHER			EC1701589	.150	.150	1.740	1.735	1.735	01/26/2017	01/25/2019		50,000.00	50,000.00	100.000000	0.00
PATRICIA LARSON			EC1701498	.150	.150	1.740	1.735	1.735	01/26/2017	01/25/2019		53,195.00	53,195.00	100.000000	0.00
DAVID KRALL			EC1701597	.150	.150	1.740	1.735	1.735	01/26/2017	01/25/2019		236,250.00	236,250.00	100.000000	0.00
RICKEY RULMAN			EC1701506	.150	.150	1.740	1.735	1.735	01/26/2017	01/25/2019		267,274.00	267,274.00	100.000000	0.00
RYAN LONG			EC1701605	.150	.150	1.740	1.735	1.735	01/26/2017	01/25/2019		245,000.00	245,000.00	100.000000	0.00
FRED WAGNER			EC1701514	.150	.150	1.740	1.735	1.735	01/26/2017	01/25/2019		51,575.00	51,575.00	100.000000	0.00
ROBERT KRAMB			EC1701613	.150	.150	1.740	1.735	1.735	01/26/2017	01/25/2019		75,000.00	75,000.00	100.000000	0.00
J.A. MCMAHON INC.			LD1700300	.500	.500	1.756	1.745	1.745	01/31/2017	01/31/2019		400,000.00	400,000.00	100.000000	0.00
HOFFMANN GOTTFRIED MA			LD1700318	.500	.500	1.759	1.745	1.745	02/03/2017	02/01/2019		350,527.40	350,527.40	100.000000	0.00
WON LEASING LLC.			LD1700326	.150	.150	1.778	1.771	1.771	02/08/2017	02/08/2019		138,494.50	138,494.50	100.000000	0.00

Run Date: 5/1/2017 10:14:30 AM

Investments Outstanding As Of Date: 4/30/2017

INVESTMENT PORTFOLIO - POSITION DETAIL

Special Projects	Moodys	S&P	CUSIP	Coupon Rate	YIELD	WAL	Durtn	Effect Durtn	Purchase Date	Maturity Date	Call Date	Current Par Value	Current Book Value	Market Price	Unrealized Gain/ (Loss)
BID OHIO			LD17B0332	.700	.700	.258	.257	.257	02/08/2017	08/02/2017		2,000,000.00	2,000,000.00	100.000000	0.00
BID OHIO			LD17B0340	.700	.700	.258	.257	.257	02/08/2017	08/02/2017		3,500,000.00	3,500,000.00	100.000000	0.00
BID OHIO			LD17B0365	.700	.700	.258	.257	.257	02/08/2017	08/02/2017		1,000,000.00	1,000,000.00	100.000000	0.00
BID OHIO			LD17B0373	.700	.700	.258	.257	.257	02/08/2017	08/02/2017		1,000,000.00	1,000,000.00	100.000000	0.00
BID OHIO			LD17B0381	.700	.700	.258	.257	.257	02/08/2017	08/02/2017		5,000,000.00	5,000,000.00	100.000000	0.00
BID OHIO			LD17B0357	.700	.700	.258	.257	.257	02/08/2017	08/02/2017		5,000,000.00	5,000,000.00	100.000000	0.00
PREMIER INTEGRATION			LD1700334	.150	.150	1.778	1.771	1.771	02/09/2017	02/08/2019		96,523.85	96,523.85	100.000000	0.00
VERDI S ITALIAN MRKT BEL			LD1700342	.150	.150	1.795	1.787	1.787	02/14/2017	02/14/2019		209,177.09	209,177.09	100.000000	0.00
TIMOTHY SNODGRASS			EC1701647	.150	.150	1.814	1.807	1.807	02/21/2017	02/21/2019		99,075.00	99,075.00	100.000000	0.00
BRYAN STORK			EC1701654	.150	.150	1.814	1.807	1.807	02/21/2017	02/21/2019		78,585.00	78,585.00	100.000000	0.00
AMY HARRUFF			EC1701670	.150	.150	1.814	1.807	1.807	02/21/2017	02/21/2019		70,000.00	70,000.00	100.000000	0.00
ALLAN KING			EC1701662	.150	.150	1.814	1.807	1.807	02/21/2017	02/21/2019		266,000.00	266,000.00	100.000000	0.00
DOUGLAS EVANS			EC1701688	.150	.150	1.814	1.807	1.807	02/21/2017	02/21/2019		150,000.00	150,000.00	100.000000	0.00
CATHERINE SWAMI			EC1701621	.500	.500	1.814	1.803	1.803	02/21/2017	02/21/2019		117,845.00	117,845.00	100.000000	0.00
JASON KOUVARAS			EC1701639	.500	.500	1.814	1.803	1.803	02/21/2017	02/21/2019		75,000.00	75,000.00	100.000000	0.00
BID OHIO			LD17B0399	.600	.600	.047	.047	.047	02/22/2017	05/17/2017		2,000,000.00	2,000,000.00	100.000000	0.00
BID OHIO			LD17B0407	.600	.600	.047	.047	.047	02/22/2017	05/17/2017		5,000,000.00	5,000,000.00	100.000000	0.00
BID OHIO			LD17B0415	.600	.600	.047	.047	.047	02/22/2017	05/17/2017		2,000,000.00	2,000,000.00	100.000000	0.00
SHANE BROOKE			EC1701696	.500	.500	1.816	1.806	1.806	02/23/2017	02/22/2019		200,000.00	200,000.00	100.000000	0.00
GEORGE GOLEY			EC1701704	.150	.150	1.816	1.810	1.810	02/23/2017	02/22/2019		41,275.00	41,275.00	100.000000	0.00
BJORN KEMPER			EC1701712	.150	.150	1.816	1.810	1.810	02/23/2017	02/22/2019		105,000.00	105,000.00	100.000000	0.00
CHRISTOPHER MCGEE			EC1701720	.150	.150	1.816	1.810	1.810	02/23/2017	02/22/2019		343,518.00	343,518.00	100.000000	0.00
JON & AMY RIGGS			EC1701738	.150	.150	1.816	1.810	1.810	02/23/2017	02/22/2019		169,054.60	169,054.60	100.000000	0.00
JON DURRENBERG			EC1701746	.150	.150	1.816	1.810	1.810	02/23/2017	02/22/2019		245,000.00	245,000.00	100.000000	0.00
JEREMY EVERDING			EC1701753	.150	.150	1.816	1.810	1.810	02/23/2017	02/22/2019		100,000.00	100,000.00	100.000000	0.00
EDWARD GOEDDE			EC1701761	.500	.500	1.830	1.820	1.820	02/27/2017	02/27/2019		221,536.00	221,536.00	100.000000	0.00
MATTHEW SLOAT			EC1701779	.500	.500	1.830	1.820	1.820	02/27/2017	02/27/2019		252,000.00	252,000.00	100.000000	0.00
DAVID AND AMBER RADER			EC1701787	.150	.150	1.830	1.823	1.823	02/27/2017	02/27/2019		61,625.00	61,625.00	100.000000	0.00
STEVEN LAPE			EC1701795	.500	.500	1.830	1.820	1.820	02/27/2017	02/27/2019		73,785.00	73,785.00	100.000000	0.00
QUALITY PANEL LLC			LD1700359	.500	.500	1.833	1.828	1.828	02/28/2017	02/28/2019		51,287.00	51,287.00	100.000000	0.00
HOUSE OF ROSE N GARDEN			LD1700367	.500	.500	1.833	1.828	1.828	02/28/2017	02/28/2019		202,488.79	202,488.79	100.000000	0.00
OHIO CUSTOM DOOR LLC			LD1700375	.500	.500	1.836	1.831	1.831	03/02/2017	03/01/2019		138,307.00	138,307.00	100.000000	0.00
FABRIZIO and SHULTZ LLC			LD1700383	.500	.500	1.836	1.829	1.829	03/03/2017	03/01/2019		250,000.00	250,000.00	100.000000	0.00

Run Date: 5/1/2017 10:14:30 AM

Investments Outstanding As Of Date: 4/30/2017

INVESTMENT PORTFOLIO - POSITION DETAIL

Special Projects	Moodys	S&P	CUSIP	Coupon Rate	YIELD	WAL	Durtn	Effect Durtn	Purchase Date	Maturity Date	Call Date	Current Par Value	Current Book Value	Market Price	Unrealized Gain/ (Loss)
BID OHIO			LD17B0423	.900	.900	.353	.353	.353	03/08/2017	09/06/2017		1,000,000.00	1,000,000.00	100.000000	0.00
BID OHIO			LD17B0431	.900	.900	.353	.353	.353	03/08/2017	09/06/2017		1,000,000.00	1,000,000.00	100.000000	0.00
BID OHIO			LD17B0449	.900	.900	.353	.353	.353	03/08/2017	09/06/2017		3,000,000.00	3,000,000.00	100.000000	0.00
BID OHIO			LD17B0456	.800	.800	.142	.142	.142	03/22/2017	06/21/2017		3,000,000.00	3,000,000.00	100.000000	0.00
HUMBERT SANITARY SERVI			LD1700391	.150	.150	1.893	1.893	1.893	03/24/2017	03/22/2019		90,011.81	90,011.81	100.000000	0.00
ROBERT KARL			EC1701803	.500	.500	1.893	1.889	1.889	03/24/2017	03/22/2019		85,182.50	85,182.50	100.000000	0.00
PACKED FOR PARADISE INC			LD1700409	.500	.500	1.907	1.903	1.903	03/27/2017	03/27/2019		60,000.00	60,000.00	100.000000	0.00
JULIE JABLONOWSKI			EC1701811	.500	.500	1.907	1.903	1.903	03/27/2017	03/27/2019		189,000.00	189,000.00	100.000000	0.00
CARL MARLEY			EC1701829	.500	.500	1.907	1.903	1.903	03/27/2017	03/27/2019		328,440.00	328,440.00	100.000000	0.00
DREW STAFFORD			EC1701837	.500	.500	1.907	1.903	1.903	03/27/2017	03/27/2019		87,500.00	87,500.00	100.000000	0.00
TREVOR CASTO			EC1701845	.500	.500	1.907	1.903	1.903	03/27/2017	03/27/2019		50,000.00	50,000.00	100.000000	0.00
JASON CERVENEC			EC1701852	.500	.500	1.907	1.903	1.903	03/27/2017	03/27/2019		64,375.00	64,375.00	100.000000	0.00
MIKEL LYDY			EC1701860	.150	.150	1.907	1.907	1.907	03/27/2017	03/27/2019		92,347.05	92,347.05	100.000000	0.00
GREGORY HITZHUSEN			EC1701878	.500	.500	1.907	1.903	1.903	03/27/2017	03/27/2019		350,000.00	350,000.00	100.000000	0.00
GEORGE FERKINS			EC1701886	.150	.150	1.907	1.907	1.907	03/27/2017	03/27/2019		350,000.00	350,000.00	100.000000	0.00
LINDA ISSEL			EC1701894	.150	.150	1.907	1.907	1.907	03/27/2017	03/27/2019		223,930.00	223,930.00	100.000000	0.00
VILLAGE HARDWARE INC			RE1700021	.150	.150	2.586	2.580	2.580	03/27/2017	11/30/2019		213,622.38	213,622.38	100.000000	0.00
SOUTHWOOD LUMBERandP			LD1700417	.500	.500	1.836	1.829	1.829	03/29/2017	03/01/2019		400,000.00	400,000.00	100.000000	0.00
FLOHR MACHINE COMPANY			LD1700425	.500	.500	1.926	1.920	1.920	04/03/2017	04/03/2019		300,000.00	300,000.00	100.000000	0.00
BID OHIO			LD17B0464	.950	.950	.430	.430	.430	04/05/2017	10/04/2017		2,000,000.00	2,000,000.00	100.000000	0.00
BID OHIO			LD17B0480	.950	.950	.430	.430	.430	04/05/2017	10/04/2017		3,000,000.00	3,000,000.00	100.000000	0.00
BID OHIO			LD17B0472	.950	.950	.430	.430	.430	04/05/2017	10/04/2017		5,000,000.00	5,000,000.00	100.000000	0.00
NATIONAL GRANITE LUXURI			LD1700433	.750	.750	1.932	1.923	1.923	04/05/2017	04/05/2019		400,000.00	400,000.00	100.000000	0.00
THE DAAVLIN DISTRIBUTIN			LD1700441	.750	.750	1.932	1.919	1.919	04/06/2017	04/05/2019		400,000.00	400,000.00	100.000000	0.00
LEADING EDGE DENTAL LAB			LD1700458	.750	.750	1.932	1.923	1.923	04/07/2017	04/05/2019		24,299.63	24,299.63	100.000000	0.00
CHRISTOPHER HARMON			EC1701902	.750	.750	1.945	1.937	1.937	04/10/2017	04/10/2019		45,000.00	45,000.00	100.000000	0.00
J&O PLASTICS INC.			LD1700466	.750	.750	1.951	1.942	1.942	04/13/2017	04/12/2019		400,000.00	400,000.00	100.000000	0.00
MICHAEL FRANTZ			AG1700024	.750	.750	.951	.950	.950	04/20/2017	04/12/2018		15,000.00	15,000.00	100.000000	0.00
BRIDENBAUGH FAMILY HER			AG1700032	.750	.750	.951	.950	.950	04/20/2017	04/12/2018		25,000.00	25,000.00	100.000000	0.00
JAMES WILLIAMS III			AG1700040	.750	.750	.951	.950	.950	04/20/2017	04/12/2018		30,000.00	30,000.00	100.000000	0.00
LYNN COLLERT			AG1700057	.750	.750	.951	.950	.950	04/20/2017	04/12/2018		40,000.00	40,000.00	100.000000	0.00
JEFF MAY			AG1700065	.750	.750	.951	.950	.950	04/20/2017	04/12/2018		47,500.00	47,500.00	100.000000	0.00
EDWARD BRICKNER			AG1700073	.750	.750	.951	.950	.950	04/20/2017	04/12/2018		65,000.00	65,000.00	100.000000	0.00

Run Date: 5/1/2017 10:14:30 AM

Investments Outstanding As Of Date: 4/30/2017

INVESTMENT PORTFOLIO - POSITION DETAIL

Special Projects	Moodys	S&P	CUSIP	Coupon Rate	YIELD	WAL	Durtn	Effect Durtn	Purchase Date	Maturity Date	Call Date	Current Par Value	Current Book Value	Market Price	Unrealized Gain/ (Loss)
C. MARK HERSHBERGER			AG1700081	.750	.750	.951	.950	.950	04/20/2017	04/12/2018		80,000.00	80,000.00	100.000000	0.00
ACHESON FARMS			AG1700099	.750	.750	.951	.950	.950	04/20/2017	04/12/2018		84,000.00	84,000.00	100.000000	0.00
ALLAN LUCAS			AG1700644	.750	.750	.951	.950	.950	04/20/2017	04/12/2018		35,000.00	35,000.00	100.000000	0.00
JERRY FRANTZ			AG1700107	.750	.750	.951	.950	.950	04/20/2017	04/12/2018		100,000.00	100,000.00	100.000000	0.00
JOHN GAZAREK			AG1700115	.750	.750	.951	.950	.950	04/20/2017	04/12/2018		120,000.00	120,000.00	100.000000	0.00
ROBERT L. RIEMAN			AG1700123	.750	.750	.951	.950	.950	04/20/2017	04/12/2018		120,000.00	120,000.00	100.000000	0.00
RICHARD BIXEL			AG1700131	.750	.750	.951	.950	.950	04/20/2017	04/12/2018		140,000.00	140,000.00	100.000000	0.00
MICHAEL BASINGER			AG1700149	.750	.750	.951	.950	.950	04/20/2017	04/12/2018		150,000.00	150,000.00	100.000000	0.00
NEAL HARRIS			AG1700156	.750	.750	.951	.950	.950	04/20/2017	04/12/2018		150,000.00	150,000.00	100.000000	0.00
WADE MOSER			AG1700164	.750	.750	.951	.950	.950	04/20/2017	04/12/2018		150,000.00	150,000.00	100.000000	0.00
ROBERT ZIMMERMAN			AG1700172	.750	.750	.951	.950	.950	04/20/2017	04/12/2018		150,000.00	150,000.00	100.000000	0.00
DEAN BIXEL			AG1700180	.750	.750	.951	.950	.950	04/20/2017	04/12/2018		150,000.00	150,000.00	100.000000	0.00
G & R FARMS FLP			AG1700198	.750	.750	.951	.950	.950	04/20/2017	04/12/2018		150,000.00	150,000.00	100.000000	0.00
MEYER RIVERVIEW FARMS I			AG1700206	.750	.750	.951	.950	.950	04/20/2017	04/12/2018		150,000.00	150,000.00	100.000000	0.00
POTATO CREEK FARMS INC			AG1700214	.750	.750	.951	.947	.947	04/20/2017	04/12/2018		150,000.00	150,000.00	100.000000	0.00
SCHUMACHER & BASINGER			AG1700222	.750	.750	.951	.950	.950	04/20/2017	04/12/2018		150,000.00	150,000.00	100.000000	0.00
TNT FARMS LLC			AG1700230	.750	.750	.951	.950	.950	04/20/2017	04/12/2018		150,000.00	150,000.00	100.000000	0.00
WILLIAMS FARMS LLC			AG1700248	.750	.750	.951	.950	.950	04/20/2017	04/12/2018		150,000.00	150,000.00	100.000000	0.00
TROYER CUSTOM FARMING			AG1700461	.750	.750	.951	.950	.950	04/20/2017	04/12/2018		100,000.00	100,000.00	100.000000	0.00
ROGER GERSCHUTZ			AG1700479	.750	.750	.951	.950	.950	04/20/2017	04/12/2018		150,000.00	150,000.00	100.000000	0.00
PAHL FARMS LLC			AG1700487	.750	.750	.951	.950	.950	04/20/2017	04/12/2018		150,000.00	150,000.00	100.000000	0.00
RANDAL ROSEBROCK			AG1700495	.750	.750	.951	.950	.950	04/20/2017	04/12/2018		150,000.00	150,000.00	100.000000	0.00
DAKS INVESTMENTS INC			AG1700503	.750	.750	.951	.950	.950	04/20/2017	04/12/2018		150,000.00	150,000.00	100.000000	0.00
CUSTOM AG INNOVATIONS			AG1700511	.750	.750	.951	.950	.950	04/20/2017	04/12/2018		150,000.00	150,000.00	100.000000	0.00
SAND RIDGE FARM LLC			AG1700529	.750	.750	.951	.950	.950	04/20/2017	04/12/2018		80,000.00	80,000.00	100.000000	0.00
ROBERT NONEMAN			AG1700537	.750	.750	.951	.950	.950	04/20/2017	04/12/2018		150,000.00	150,000.00	100.000000	0.00
MVH CUSTOM WORK LLC			AG1700545	.750	.750	.951	.950	.950	04/20/2017	04/12/2018		75,000.00	75,000.00	100.000000	0.00
WINEGARDNER BROTHERS			AG1700552	.750	.750	.951	.950	.950	04/20/2017	04/12/2018		150,000.00	150,000.00	100.000000	0.00
CHARLES SMITH			AG1700560	.750	.750	.951	.950	.950	04/20/2017	04/12/2018		150,000.00	150,000.00	100.000000	0.00
RANDY POHLMAN			AG1700578	.750	.750	.951	.950	.950	04/20/2017	04/12/2018		150,000.00	150,000.00	100.000000	0.00
NORBERT EBBESKOTTE			AG1700586	.750	.750	.951	.950	.950	04/20/2017	04/12/2018		40,000.00	40,000.00	100.000000	0.00
DORVIN BEAR			AG1700594	.750	.750	.951	.950	.950	04/20/2017	04/12/2018		150,000.00	150,000.00	100.000000	0.00
DAVID WEHRI			AG1700602	.750	.750	.951	.950	.950	04/20/2017	04/12/2018		40,000.00	40,000.00	100.000000	0.00

Run Date: 5/1/2017 10:14:30 AM

Investments Outstanding As Of Date: 4/30/2017

INVESTMENT PORTFOLIO - POSITION DETAIL

Special Projects	Moodys	S&P	CUSIP	Coupon Rate	YIELD	WAL	Durtn	Effect Durtn	Purchase Date	Maturity Date	Call Date	Current Par Value	Current Book Value	Market Price	Unrealized Gain/ (Loss)
DAVID NOGGLE			AG1700610	.750	.750	.951	.950	.950	04/20/2017	04/12/2018		70,000.00	70,000.00	100.000000	0.00
TODD MASON			AG1700628	.750	.750	.951	.950	.950	04/20/2017	04/12/2018		50,000.00	50,000.00	100.000000	0.00
JEFFERY HAYS			AG1700636	.750	.750	.951	.950	.950	04/20/2017	04/12/2018		85,000.00	85,000.00	100.000000	0.00
DAVID YOUNGPETER			AG1700651	.750	.750	.951	.950	.950	04/20/2017	04/12/2018		150,000.00	150,000.00	100.000000	0.00
MARVIN THOMPSON			AG1700669	.750	.750	.951	.950	.950	04/20/2017	04/12/2018		100,000.00	100,000.00	100.000000	0.00
AARON NICHOLS			AG1700990	.750	.750	.951	.950	.950	04/20/2017	04/12/2018		5,000.00	5,000.00	100.000000	0.00
KAHLE FARMS			AG1701055	.750	.750	.951	.950	.950	04/20/2017	04/12/2018		75,000.00	75,000.00	100.000000	0.00
ROBERT ERNEST			AG1701022	.750	.750	.951	.950	.950	04/20/2017	04/12/2018		100,000.00	100,000.00	100.000000	0.00
WENNINGER FARMS LLC			AG1700677	.750	.750	.951	.950	.950	04/20/2017	04/12/2018		150,000.00	150,000.00	100.000000	0.00
BRADY FAMILY PARTNERSH			AG1700685	.750	.750	.951	.950	.950	04/20/2017	04/12/2018		150,000.00	150,000.00	100.000000	0.00
GLEN MCCLURE			AG1700693	.750	.750	.951	.950	.950	04/20/2017	04/12/2018		150,000.00	150,000.00	100.000000	0.00
JEFFERY KLINGLER			AG1700701	.750	.750	.951	.950	.950	04/20/2017	04/12/2018		95,000.00	95,000.00	100.000000	0.00
D&K BURKHOLDER FARMS			AG1701048	.750	.750	.951	.950	.950	04/20/2017	04/12/2018		100,000.00	100,000.00	100.000000	0.00
HUTCHINSON BROTHERS			AG1700719	.750	.750	.951	.950	.950	04/20/2017	04/12/2018		25,000.00	25,000.00	100.000000	0.00
JAMES BLUCK			AG1700727	.750	.750	.951	.950	.950	04/20/2017	04/12/2018		150,000.00	150,000.00	100.000000	0.00
N MILLER			AG1700735	.750	.750	.951	.950	.950	04/20/2017	04/12/2018		100,000.00	100,000.00	100.000000	0.00
LARRY LUDWIG			AG1700933	.750	.750	.951	.950	.950	04/20/2017	04/12/2018		110,000.00	110,000.00	100.000000	0.00
RICK MILLER			AG1700743	.750	.750	.951	.950	.950	04/20/2017	04/12/2018		95,000.00	95,000.00	100.000000	0.00
ROBERT E NIESE FARMS			AG1700750	.750	.750	.951	.950	.950	04/20/2017	04/12/2018		75,000.00	75,000.00	100.000000	0.00
HEFNER FARMS			AG1700925	.750	.750	.951	.950	.950	04/20/2017	04/12/2018		120,000.00	120,000.00	100.000000	0.00
EDWARD GOLLIDAY			AG1700966	.750	.750	.951	.950	.950	04/20/2017	04/12/2018		120,000.00	120,000.00	100.000000	0.00
R RETTIG			AG1701014	.750	.750	.951	.950	.950	04/20/2017	04/12/2018		120,000.00	120,000.00	100.000000	0.00
C&S BIXEL FARMS			AG1700768	.750	.750	.951	.950	.950	04/20/2017	04/12/2018		150,000.00	150,000.00	100.000000	0.00
JIM MCCLURE			AG1700883	.750	.750	.951	.950	.950	04/20/2017	04/12/2018		150,000.00	150,000.00	100.000000	0.00
DAN J WAGNER FARMS LLC			AG1700891	.750	.750	.951	.950	.950	04/20/2017	04/12/2018		150,000.00	150,000.00	100.000000	0.00
CHRISTOPHER MAXWELL			AG1700347	.750	.750	.951	.950	.950	04/20/2017	04/12/2018		30,000.00	30,000.00	100.000000	0.00
RANDALL BUNN			AG1700776	.750	.750	.951	.950	.950	04/20/2017	04/12/2018		150,000.00	150,000.00	100.000000	0.00
DELONG FARMS			AG1700909	.750	.750	.951	.950	.950	04/20/2017	04/12/2018		150,000.00	150,000.00	100.000000	0.00
KAHLE BROS FARMS			AG1700784	.750	.750	.951	.950	.950	04/20/2017	04/12/2018		150,000.00	150,000.00	100.000000	0.00
GARY ORDWAY			AG1700453	.750	.750	.951	.950	.950	04/20/2017	04/12/2018		30,000.00	30,000.00	100.000000	0.00
KAHLE CATTLE			AG1700792	.750	.750	.951	.950	.950	04/20/2017	04/12/2018		150,000.00	150,000.00	100.000000	0.00
DON LIMES FARMS			AG1700917	.750	.750	.951	.950	.950	04/20/2017	04/12/2018		150,000.00	150,000.00	100.000000	0.00
MICHAEL J. STECHSCHULTE			AG1700800	.750	.750	.951	.950	.950	04/20/2017	04/12/2018		150,000.00	150,000.00	100.000000	0.00

Run Date: 5/1/2017 10:14:30 AM

Investments Outstanding As Of Date: 4/30/2017

INVESTMENT PORTFOLIO - POSITION DETAIL

Special Projects	Moodys	S&P	CUSIP	Coupon Rate	YIELD	WAL	Durtn	Effect Durtn	Purchase Date	Maturity Date	Call Date	Current Par Value	Current Book Value	Market Price	Unrealized Gain/ (Loss)
R MONTGOMERY			AG1700818	.750	.750	.951	.950	.950	04/20/2017	04/12/2018		100,000.00	100,000.00	100.000000	0.00
HEATH FARMS			AG1700941	.750	.750	.951	.950	.950	04/20/2017	04/12/2018		150,000.00	150,000.00	100.000000	0.00
STEVEN TROYER			AG1700321	.750	.750	.951	.950	.950	04/20/2017	04/12/2018		35,000.00	35,000.00	100.000000	0.00
D WARREN			AG1700826	.750	.750	.951	.950	.950	04/20/2017	04/12/2018		150,000.00	150,000.00	100.000000	0.00
M BRYAN			AG1700834	.750	.750	.951	.950	.950	04/20/2017	04/12/2018		120,000.00	120,000.00	100.000000	0.00
JAMES FARMS			AG1700958	.750	.750	.951	.950	.950	04/20/2017	04/12/2018		150,000.00	150,000.00	100.000000	0.00
S KILL			AG1700842	.750	.750	.951	.950	.950	04/20/2017	04/12/2018		150,000.00	150,000.00	100.000000	0.00
C. DAVID AND JANA D. CAU			AG1700974	.750	.750	.951	.950	.950	04/20/2017	04/12/2018		150,000.00	150,000.00	100.000000	0.00
K FISHER			AG1700859	.750	.750	.951	.950	.950	04/20/2017	04/12/2018		150,000.00	150,000.00	100.000000	0.00
TED LYMANSTALL			AG1700263	.750	.750	.951	.950	.950	04/20/2017	04/12/2018		50,000.00	50,000.00	100.000000	0.00
JAMES J AND DEAN G SCHR			AG1700867	.750	.750	.951	.950	.950	04/20/2017	04/12/2018		85,000.00	85,000.00	100.000000	0.00
JEFFREY L. TURNER			AG1700982	.750	.750	.951	.950	.950	04/20/2017	04/12/2018		150,000.00	150,000.00	100.000000	0.00
SSB FARMS LLC			AG1700875	.750	.750	.951	.950	.950	04/20/2017	04/12/2018		90,000.00	90,000.00	100.000000	0.00
BRIAN WELLY			AG1701006	.750	.750	.951	.950	.950	04/20/2017	04/12/2018		150,000.00	150,000.00	100.000000	0.00
LYNN FITZWATER			AG1700297	.750	.750	.951	.950	.950	04/20/2017	04/12/2018		60,000.00	60,000.00	100.000000	0.00
BALLINGER FARMS			AG1701030	.750	.750	.951	.950	.950	04/20/2017	04/12/2018		150,000.00	150,000.00	100.000000	0.00
TODD WYSS			AG1701063	.750	.750	.951	.950	.950	04/20/2017	04/12/2018		150,000.00	150,000.00	100.000000	0.00
MARK WILKERSON			AG1700438	.750	.750	.951	.950	.950	04/20/2017	04/12/2018		75,000.00	75,000.00	100.000000	0.00
BELLINGER FARMS			AG1701071	.750	.750	.951	.950	.950	04/20/2017	04/12/2018		150,000.00	150,000.00	100.000000	0.00
PHILIP WAGNER			AG1700255	.750	.750	.951	.950	.950	04/20/2017	04/12/2018		100,000.00	100,000.00	100.000000	0.00
R. MARK LYMANSTALL			AG1700339	.750	.750	.951	.950	.950	04/20/2017	04/12/2018		125,000.00	125,000.00	100.000000	0.00
CHARLES BADEN			AG1700370	.750	.750	.951	.950	.950	04/20/2017	04/12/2018		125,000.00	125,000.00	100.000000	0.00
TROYER FAMILY FARMS			AG1700271	.750	.750	.951	.950	.950	04/20/2017	04/12/2018		150,000.00	150,000.00	100.000000	0.00
CARL LIEBRECHT			AG1700289	.750	.750	.951	.950	.950	04/20/2017	04/12/2018		150,000.00	150,000.00	100.000000	0.00
RICHARD YODER			AG1700305	.750	.750	.951	.950	.950	04/20/2017	04/12/2018		150,000.00	150,000.00	100.000000	0.00
ROBERT SCHICK			AG1700313	.750	.750	.951	.950	.950	04/20/2017	04/12/2018		150,000.00	150,000.00	100.000000	0.00
PHILIP YODER			AG1700354	.750	.750	.951	.950	.950	04/20/2017	04/12/2018		150,000.00	150,000.00	100.000000	0.00
JEFFREY PETER			AG1700362	.750	.750	.951	.950	.950	04/20/2017	04/12/2018		150,000.00	150,000.00	100.000000	0.00
TODD FARMS & EXCAVATIN			AG1700388	.750	.750	.951	.950	.950	04/20/2017	04/12/2018		150,000.00	150,000.00	100.000000	0.00
A&C EQUIPMENT LLC			AG1700396	.750	.750	.951	.950	.950	04/20/2017	04/12/2018		150,000.00	150,000.00	100.000000	0.00
PAUL ADAM REVOCABLE LIV			AG1700404	.750	.750	.951	.950	.950	04/20/2017	04/12/2018		150,000.00	150,000.00	100.000000	0.00
HOMIER FARMS INC			AG1700412	.750	.750	.951	.950	.950	04/20/2017	04/12/2018		150,000.00	150,000.00	100.000000	0.00
GREGORY TROYER			AG1700420	.750	.750	.951	.950	.950	04/20/2017	04/12/2018		150,000.00	150,000.00	100.000000	0.00

Run Date: 5/1/2017 10:14:30 AM

Investments Outstanding As Of Date: 4/30/2017

INVESTMENT PORTFOLIO - POSITION DETAIL

Special Projects	Moodys	S&P	CUSIP	Coupon Rate	YIELD	WAL	Durtn	Effect Durtn	Purchase Date	Maturity Date	Call Date	Current Par Value	Current Book Value	Market Price	Unrealized Gain/ (Loss)
JOHN GROSS			AG1701477	.750	.750	.951	.950	.950	04/20/2017	04/12/2018		20,000.00	20,000.00	100.000000	0.00
JERRY LISKA			AG1700446	.750	.750	.951	.950	.950	04/20/2017	04/12/2018		150,000.00	150,000.00	100.000000	0.00
STEPHEN BETTINGER			AG1701485	.750	.750	.951	.950	.950	04/20/2017	04/12/2018		35,095.00	35,095.00	100.000000	0.00
WB FARMS INC.			AG1701493	.750	.750	.951	.950	.950	04/20/2017	04/12/2018		40,000.00	40,000.00	100.000000	0.00
SCOTT SHARP			AG1701089	.750	.750	.951	.950	.950	04/20/2017	04/12/2018		15,250.00	15,250.00	100.000000	0.00
SCOTT RIFFEL			AG1701097	.750	.750	.951	.950	.950	04/20/2017	04/12/2018		17,250.00	17,250.00	100.000000	0.00
BRADLEE BOWERS			AG1701105	.750	.750	.951	.950	.950	04/20/2017	04/12/2018		30,250.00	30,250.00	100.000000	0.00
GARRY SCHOOLEY			AG1701113	.750	.750	.951	.950	.950	04/20/2017	04/12/2018		31,250.00	31,250.00	100.000000	0.00
DONALD BETHEL			AG1701121	.750	.750	.951	.950	.950	04/20/2017	04/12/2018		35,250.00	35,250.00	100.000000	0.00
RICHARD BOWERS			AG1701139	.750	.750	.951	.950	.950	04/20/2017	04/12/2018		40,250.00	40,250.00	100.000000	0.00
RON & JOE LUMBREZER FAR			AG1701501	.750	.750	.951	.950	.950	04/20/2017	04/12/2018		40,500.00	40,500.00	100.000000	0.00
RONALD WRIGHT			AG1701147	.750	.750	.951	.950	.950	04/20/2017	04/12/2018		45,250.00	45,250.00	100.000000	0.00
JAN SHULL			AG1701519	.750	.750	.951	.950	.950	04/20/2017	04/12/2018		50,000.00	50,000.00	100.000000	0.00
BRENT STUDENKA			AG1701527	.750	.750	.951	.950	.950	04/20/2017	04/12/2018		50,500.00	50,500.00	100.000000	0.00
RICHARD LAMP			AG1701154	.750	.750	.951	.950	.950	04/20/2017	04/12/2018		60,250.00	60,250.00	100.000000	0.00
LARRY VANDENBUSCHE			AG1701535	.750	.750	.951	.950	.950	04/20/2017	04/12/2018		80,000.00	80,000.00	100.000000	0.00
M & P EISEL FARMS LLC			AG1701543	.750	.750	.951	.950	.950	04/20/2017	04/12/2018		92,000.00	92,000.00	100.000000	0.00
RODNEY BOWERS			AG1701162	.750	.750	.951	.950	.950	04/20/2017	04/12/2018		60,250.00	60,250.00	100.000000	0.00
RICHARD PATEK			AG1701550	.750	.750	.951	.950	.950	04/20/2017	04/12/2018		100,000.00	100,000.00	100.000000	0.00
JACK PATEK			AG1701568	.750	.750	.951	.950	.950	04/20/2017	04/12/2018		100,000.00	100,000.00	100.000000	0.00
RYAN FOSTER			AG1701170	.750	.750	.951	.950	.950	04/20/2017	04/12/2018		75,250.00	75,250.00	100.000000	0.00
SIMON BROTHERS			AG1701576	.750	.750	.951	.950	.950	04/20/2017	04/12/2018		100,000.00	100,000.00	100.000000	0.00
DONALD BUCKENMEYER			AG1701584	.750	.750	.951	.950	.950	04/20/2017	04/12/2018		100,000.00	100,000.00	100.000000	0.00
SCOTT GILLEN			AG1701592	.750	.750	.951	.950	.950	04/20/2017	04/12/2018		100,000.00	100,000.00	100.000000	0.00
MARK ROSS			AG1701188	.750	.750	.951	.950	.950	04/20/2017	04/12/2018		75,278.00	75,278.00	100.000000	0.00
WILLIAM J. BUCKENMEYER			AG1701600	.750	.750	.951	.950	.950	04/20/2017	04/12/2018		135,000.00	135,000.00	100.000000	0.00
HUSKINS FARMS			AG1701618	.750	.750	.951	.950	.950	04/20/2017	04/12/2018		150,000.00	150,000.00	100.000000	0.00
JEFFREY TRUCKOR			AG1701626	.750	.750	.951	.950	.950	04/20/2017	04/12/2018		150,000.00	150,000.00	100.000000	0.00
CATTAIL FARMS INC			AG1701196	.750	.750	.951	.950	.950	04/20/2017	04/12/2018		100,350.00	100,350.00	100.000000	0.00
SZABO FARMS LLC			AG1701634	.750	.750	.951	.950	.950	04/20/2017	04/12/2018		150,000.00	150,000.00	100.000000	0.00
SCOTT CONRAD			AG1701642	.750	.750	.951	.950	.950	04/20/2017	04/12/2018		150,000.00	150,000.00	100.000000	0.00
KEITH TRUCKOR			AG1701659	.750	.750	.951	.950	.950	04/20/2017	04/12/2018		150,000.00	150,000.00	100.000000	0.00
ROBERT MCCLURE			AG1701204	.750	.750	.951	.950	.950	04/20/2017	04/12/2018		100,350.00	100,350.00	100.000000	0.00

Run Date: 5/1/2017 10:14:30 AM

Investments Outstanding As Of Date: 4/30/2017

INVESTMENT PORTFOLIO - POSITION DETAIL

Special Projects	Moodys	S&P	CUSIP	Coupon Rate	YIELD	WAL	Durtn	Effect Durtn	Purchase Date	Maturity Date	Call Date	Current Par Value	Current Book Value	Market Price	Unrealized Gain/ (Loss)
J DUSTIN HINES			AG1701212	.750	.750	.951	.950	.950	04/20/2017	04/12/2018		100,350.00	100,350.00	100.000000	0.00
DAVID CLAYPOOL			AG1701220	.750	.750	.951	.950	.950	04/20/2017	04/12/2018		100,350.00	100,350.00	100.000000	0.00
STALDER&STALDER ENTERP			AG1701238	.750	.750	.951	.950	.950	04/20/2017	04/12/2018		110,350.00	110,350.00	100.000000	0.00
BRIAN NEELEY			AG1701246	.750	.750	.951	.950	.950	04/20/2017	04/12/2018		120,350.00	120,350.00	100.000000	0.00
JOHN HINTZ			AG1701253	.750	.750	.951	.950	.950	04/20/2017	04/12/2018		140,250.00	140,250.00	100.000000	0.00
DAVID BRANDT			AG1701261	.750	.750	.951	.950	.950	04/20/2017	04/12/2018		145,350.00	145,350.00	100.000000	0.00
LAMP FAMILY FARMS INC			AG1701279	.750	.750	.951	.950	.950	04/20/2017	04/12/2018		150,000.00	150,000.00	100.000000	0.00
DANNY L. CRAIG			AG1701667	.750	.750	.951	.950	.950	04/21/2017	04/12/2018		25,000.00	25,000.00	100.000000	0.00
JEREMY GILDOW			AG1701675	.750	.750	.951	.950	.950	04/21/2017	04/12/2018		35,000.00	35,000.00	100.000000	0.00
MARK WOLFE			AG1701683	.750	.750	.951	.950	.950	04/21/2017	04/12/2018		40,000.00	40,000.00	100.000000	0.00
NOAH KEMP			AG1701691	.750	.750	.951	.950	.950	04/21/2017	04/12/2018		50,000.00	50,000.00	100.000000	0.00
JAMES WATKINS			AG1701709	.750	.750	.951	.950	.950	04/21/2017	04/12/2018		100,000.00	100,000.00	100.000000	0.00
KEMP & SONS FARMS LLC			AG1701717	.750	.750	.951	.950	.950	04/21/2017	04/12/2018		150,000.00	150,000.00	100.000000	0.00
KYLE HOSTETLER			AG1701725	.750	.750	.951	.950	.950	04/21/2017	04/12/2018		70,000.00	70,000.00	100.000000	0.00
KRAMER HOMESTEAD INC.			AG1701733	.750	.750	.951	.950	.950	04/21/2017	04/12/2018		90,000.00	90,000.00	100.000000	0.00
MICHAEL R. OMAN			AG1701741	.750	.750	.951	.950	.950	04/21/2017	04/12/2018		90,000.00	90,000.00	100.000000	0.00
WALNUT CREEK SEEDS LLC			AG1701287	.750	.750	.951	.950	.950	04/20/2017	04/12/2018		150,000.00	150,000.00	100.000000	0.00
BROCK YUTZY			AG1701758	.750	.750	.951	.950	.950	04/21/2017	04/12/2018		90,000.00	90,000.00	100.000000	0.00
STRICKLER FAMILY FARMS			AG1701295	.750	.750	.951	.950	.950	04/20/2017	04/12/2018		150,000.00	150,000.00	100.000000	0.00
JON GINGERICH			AG1701766	.750	.750	.951	.950	.950	04/21/2017	04/12/2018		90,000.00	90,000.00	100.000000	0.00
RAYMOND KUHNS			AG1701774	.750	.750	.951	.950	.950	04/21/2017	04/12/2018		100,000.00	100,000.00	100.000000	0.00
JASON CLAYPOOL			AG1701303	.750	.750	.951	.950	.950	04/20/2017	04/12/2018		150,000.00	150,000.00	100.000000	0.00
LOCIN FARM LLC			AG1701782	.750	.750	.951	.950	.950	04/21/2017	04/12/2018		100,000.00	100,000.00	100.000000	0.00
TIMOTHY CLAYPOOL			AG1701311	.750	.750	.951	.950	.950	04/20/2017	04/12/2018		150,000.00	150,000.00	100.000000	0.00
JOHN KAUFFMAN JR.			AG1701790	.750	.750	.951	.950	.950	04/21/2017	04/12/2018		150,000.00	150,000.00	100.000000	0.00
H&J FARMS LLC			AG1701865	.750	.750	.951	.950	.950	04/21/2017	04/12/2018		150,000.00	150,000.00	100.000000	0.00
GEARHART FARMS LLC			AG1701329	.750	.750	.951	.950	.950	04/20/2017	04/12/2018		25,000.00	25,000.00	100.000000	0.00
JEFFERY L. ROBINSON			AG1701808	.750	.750	.951	.950	.950	04/21/2017	04/12/2018		150,000.00	150,000.00	100.000000	0.00
ROGER STRALEY			AG1701816	.750	.750	.951	.950	.950	04/21/2017	04/12/2018		150,000.00	150,000.00	100.000000	0.00
HOSTETLER FAMILY FARMS			AG1701873	.750	.750	.951	.950	.950	04/21/2017	04/12/2018		150,000.00	150,000.00	100.000000	0.00
CLINTON BEAVERS			AG1701337	.750	.750	.951	.950	.950	04/20/2017	04/12/2018		25,000.00	25,000.00	100.000000	0.00
JAMES A. GRAY			AG1701824	.750	.750	.951	.950	.950	04/21/2017	04/12/2018		150,000.00	150,000.00	100.000000	0.00
NAVE-FIELD FARMS LLC			AG1701832	.750	.750	.951	.950	.950	04/21/2017	04/12/2018		150,000.00	150,000.00	100.000000	0.00

Run Date: 5/1/2017 10:14:30 AM

Investments Outstanding As Of Date: 4/30/2017

INVESTMENT PORTFOLIO - POSITION DETAIL

Special Projects	Moodys	S&P	CUSIP	Coupon Rate	YIELD	WAL	Durtn	Effect Durtn	Purchase Date	Maturity Date	Call Date	Current Par Value	Current Book Value	Market Price	Unrealized Gain/ (Loss)
MARK SCARPITTI			AG1701345	.750	.750	.951	.950	.950	04/20/2017	04/12/2018		30,000.00	30,000.00	100.000000	0.00
JJ WALTON FARMS LLC			AG1701881	.750	.750	.951	.950	.950	04/21/2017	04/12/2018		150,000.00	150,000.00	100.000000	0.00
ROBERT C. MITCHELL			AG1701840	.750	.750	.951	.950	.950	04/21/2017	04/12/2018		150,000.00	150,000.00	100.000000	0.00
MARLIN YUTZY			AG1701899	.750	.750	.951	.950	.950	04/21/2017	04/12/2018		150,000.00	150,000.00	100.000000	0.00
FLAT-MAPLE FARM			AG1701352	.750	.750	.951	.950	.950	04/20/2017	04/12/2018		35,000.00	35,000.00	100.000000	0.00
KYLE YUTZY			AG1701857	.750	.750	.951	.950	.950	04/21/2017	04/12/2018		150,000.00	150,000.00	100.000000	0.00
ARROW CREEK FARM			AG1701360	.750	.750	.951	.950	.950	04/20/2017	04/12/2018		40,000.00	40,000.00	100.000000	0.00
GDR FARMS LLC			AG1701378	.750	.750	.951	.950	.950	04/20/2017	04/12/2018		50,000.00	50,000.00	100.000000	0.00
PAUL D BROWN			AG1701386	.750	.750	.951	.950	.950	04/20/2017	04/12/2018		80,000.00	80,000.00	100.000000	0.00
BRAD MATTIX			AG1701907	.750	.750	.951	.950	.950	04/21/2017	04/12/2018		150,000.00	150,000.00	100.000000	0.00
CLIFTON FAMILY FARM PAR			AG1701394	.750	.750	.951	.950	.950	04/20/2017	04/12/2018		150,000.00	150,000.00	100.000000	0.00
GUY GREEN			AG1701915	.750	.750	.951	.950	.950	04/21/2017	04/12/2018		150,000.00	150,000.00	100.000000	0.00
GRAVES BROTHERS			AG1701402	.750	.750	.951	.950	.950	04/20/2017	04/12/2018		150,000.00	150,000.00	100.000000	0.00
MICHAEL SULLIVAN			AG1701923	.750	.750	.951	.950	.950	04/21/2017	04/12/2018		15,000.00	15,000.00	100.000000	0.00
MARK LITTLE			AG1701410	.750	.750	.951	.950	.950	04/20/2017	04/12/2018		150,000.00	150,000.00	100.000000	0.00
NATHANIEL PRICE			AG1701931	.750	.750	.951	.950	.950	04/21/2017	04/12/2018		25,000.00	25,000.00	100.000000	0.00
METZGER BROTHERS			AG1701428	.750	.750	.951	.950	.950	04/20/2017	04/12/2018		150,000.00	150,000.00	100.000000	0.00
COREY HALL			AG1701949	.750	.750	.951	.950	.950	04/21/2017	04/12/2018		60,000.00	60,000.00	100.000000	0.00
JOHN D CAUDILL			AG1701436	.750	.750	.951	.950	.950	04/20/2017	04/12/2018		150,000.00	150,000.00	100.000000	0.00
JEFFREY WALL			AG1701956	.750	.750	.951	.950	.950	04/21/2017	04/12/2018		105,000.00	105,000.00	100.000000	0.00
WILLIAM R CAUDILL			AG1701444	.750	.750	.951	.950	.950	04/20/2017	04/12/2018		150,000.00	150,000.00	100.000000	0.00
TIMOTHY LYDEN			AG1701964	.750	.750	.951	.950	.950	04/21/2017	04/12/2018		115,000.00	115,000.00	100.000000	0.00
SEAN MCKEE			AG1701451	.750	.750	.951	.950	.950	04/20/2017	04/12/2018		150,000.00	150,000.00	100.000000	0.00
JAMES MONROE			AG1701972	.750	.750	.951	.950	.950	04/21/2017	04/12/2018		123,000.00	123,000.00	100.000000	0.00
TIMOTHY S KNISLEY			AG1701469	.750	.750	.951	.950	.950	04/20/2017	04/12/2018		150,000.00	150,000.00	100.000000	0.00
JAMES JEREW			AG1701980	.750	.750	.951	.950	.950	04/21/2017	04/12/2018		148,000.00	148,000.00	100.000000	0.00
SUNNY LANE FARM			AG1701998	.750	.750	.951	.950	.950	04/21/2017	04/12/2018		150,000.00	150,000.00	100.000000	0.00
D & S FARMS			AG1702004	.750	.750	.951	.950	.950	04/21/2017	04/12/2018		150,000.00	150,000.00	100.000000	0.00
JOEL WISH			AG1702558	.750	.750	.951	.950	.950	04/20/2017	04/12/2018		25,000.00	25,000.00	100.000000	0.00
MICHAEL MAXSON			AG1702566	.750	.750	.951	.950	.950	04/20/2017	04/12/2018		40,000.00	40,000.00	100.000000	0.00
DANIEL MAXSON			AG1702574	.750	.750	.951	.950	.950	04/20/2017	04/12/2018		40,000.00	40,000.00	100.000000	0.00
JONATHAN HILDEBRAND			AG1702582	.750	.750	.951	.950	.950	04/20/2017	04/12/2018		40,000.00	40,000.00	100.000000	0.00
WINDY KNOLL FARM			AG1702590	.750	.750	.951	.950	.950	04/20/2017	04/12/2018		50,000.00	50,000.00	100.000000	0.00

Run Date: 5/1/2017 10:14:30 AM

Investments Outstanding As Of Date: 4/30/2017

INVESTMENT PORTFOLIO - POSITION DETAIL

Special Projects	Moodys	S&P	CUSIP	Coupon Rate	YIELD	WAL	Durtn	Effect Durtn	Purchase Date	Maturity Date	Call Date	Current Par Value	Current Book Value	Market Price	Unrealized Gain/ (Loss)
LARRY TIMMONS JR.			AG1702608	.750	.750	.951	.950	.950	04/20/2017	04/12/2018		50,000.00	50,000.00	100.000000	0.00
JONATHAN DAVID KING			AG1702616	.750	.750	.951	.950	.950	04/20/2017	04/12/2018		60,000.00	60,000.00	100.000000	0.00
JASON RYAN			AG1702624	.750	.750	.951	.950	.950	04/20/2017	04/12/2018		65,000.00	65,000.00	100.000000	0.00
MARY LU SWARTZ			AG1702632	.750	.750	.951	.950	.950	04/20/2017	04/12/2018		75,000.00	75,000.00	100.000000	0.00
BID OHIO			LD17B0506	.850	.850	.219	.219	.219	04/19/2017	07/19/2017		2,000,000.00	2,000,000.00	100.000000	0.00
BID OHIO			LD17B0498	.850	.850	.219	.219	.219	04/19/2017	07/19/2017		3,000,000.00	3,000,000.00	100.000000	0.00
ROBERT LEEDS			AG1702640	.750	.750	.951	.950	.950	04/20/2017	04/12/2018		80,000.00	80,000.00	100.000000	0.00
DALE MAXSON			AG1702657	.750	.750	.951	.950	.950	04/20/2017	04/12/2018		100,000.00	100,000.00	100.000000	0.00
JANET GENTIS TRUST			AG1702665	.750	.750	.951	.950	.950	04/20/2017	04/12/2018		100,000.00	100,000.00	100.000000	0.00
JASON TIMMONS			AG1702673	.750	.750	.951	.950	.950	04/20/2017	04/12/2018		100,000.00	100,000.00	100.000000	0.00
DARRELL RAMSEY			AG1702681	.750	.750	.951	.950	.950	04/20/2017	04/12/2018		100,000.00	100,000.00	100.000000	0.00
LEE FARMS			AG1702699	.750	.750	.951	.950	.950	04/20/2017	04/12/2018		100,000.00	100,000.00	100.000000	0.00
RICKY HAAG			AG1702707	.750	.750	.951	.950	.950	04/20/2017	04/12/2018		100,000.00	100,000.00	100.000000	0.00
LUCAS HAWKINS			AG1702715	.750	.750	.951	.950	.950	04/20/2017	04/12/2018		115,000.00	115,000.00	100.000000	0.00
C. KEITH HAWKINS			AG1702723	.750	.750	.951	.950	.950	04/20/2017	04/12/2018		115,000.00	115,000.00	100.000000	0.00
BRUNGARTH FAMILY FARMS			AG1702798	.750	.750	.951	.950	.950	04/20/2017	04/12/2018		150,000.00	150,000.00	100.000000	0.00
BRUCE ROBERTS			AG1702806	.750	.750	.951	.950	.950	04/20/2017	04/12/2018		150,000.00	150,000.00	100.000000	0.00
JEREMY RENNER			AG1702814	.750	.750	.951	.950	.950	04/20/2017	04/12/2018		150,000.00	150,000.00	100.000000	0.00
KEITH ROBERTS			AG1702822	.750	.750	.951	.950	.950	04/20/2017	04/12/2018		150,000.00	150,000.00	100.000000	0.00
STEWART FARMS LLC			AG1702830	.750	.750	.951	.950	.950	04/20/2017	04/12/2018		150,000.00	150,000.00	100.000000	0.00
PHELPS FARM LLC			AG1702848	.750	.750	.951	.950	.950	04/20/2017	04/12/2018		150,000.00	150,000.00	100.000000	0.00
KENNETH OSBORN			AG1702855	.750	.750	.951	.950	.950	04/20/2017	04/12/2018		150,000.00	150,000.00	100.000000	0.00
JAMES AND LARRY TIMMON			AG1702863	.750	.750	.951	.950	.950	04/20/2017	04/12/2018		150,000.00	150,000.00	100.000000	0.00
LILL FARMS INC.			AG1702871	.750	.750	.951	.950	.950	04/20/2017	04/12/2018		150,000.00	150,000.00	100.000000	0.00
LOUIS MEYER			AG1702889	.750	.750	.951	.950	.950	04/20/2017	04/12/2018		150,000.00	150,000.00	100.000000	0.00
RIDDLE BROTHERS			AG1702897	.750	.750	.951	.950	.950	04/20/2017	04/12/2018		50,000.00	50,000.00	100.000000	0.00
WILLIAM JURICH			AG1702905	.750	.750	.951	.950	.950	04/20/2017	04/12/2018		80,000.00	80,000.00	100.000000	0.00
JOHN COOK II			AG1702913	.750	.750	.951	.950	.950	04/20/2017	04/12/2018		100,000.00	100,000.00	100.000000	0.00
H. RICHARD WOLFE			AG1702921	.750	.750	.951	.950	.950	04/20/2017	04/12/2018		100,000.00	100,000.00	100.000000	0.00
JOSHUA BLAZIER			AG1702731	.750	.750	.951	.950	.950	04/20/2017	04/12/2018		150,000.00	150,000.00	100.000000	0.00
TERRY E WRIGHT			AG1702939	.750	.750	.951	.950	.950	04/20/2017	04/12/2018		150,000.00	150,000.00	100.000000	0.00
DALE SIEBOLD			AG1702749	.750	.750	.951	.950	.950	04/20/2017	04/12/2018		150,000.00	150,000.00	100.000000	0.00
JAMES HAGLER			AG1702947	.750	.750	.951	.950	.950	04/20/2017	04/12/2018		150,000.00	150,000.00	100.000000	0.00

Run Date: 5/1/2017 10:14:30 AM

Investments Outstanding As Of Date: 4/30/2017

INVESTMENT PORTFOLIO - POSITION DETAIL

Special Projects	Moodys	S&P	CUSIP	Coupon Rate	YIELD	WAL	Durtn	Effect Durtn	Purchase Date	Maturity Date	Call Date	Current Par Value	Current Book Value	Market Price	Unrealized Gain/ (Loss)
BRIAN CALL			AG1702756	.750	.750	.951	.950	.950	04/20/2017	04/12/2018		150,000.00	150,000.00	100.000000	0.00
PENDLETON FARMS			AG1702954	.750	.750	.951	.950	.950	04/20/2017	04/12/2018		150,000.00	150,000.00	100.000000	0.00
WISHWELL FARMS			AG1702764	.750	.750	.951	.950	.950	04/20/2017	04/12/2018		150,000.00	150,000.00	100.000000	0.00
RATLIFF FARMS			AG1702962	.750	.750	.951	.950	.950	04/20/2017	04/12/2018		150,000.00	150,000.00	100.000000	0.00
CHRIS VALLERY			AG1702772	.750	.750	.951	.950	.950	04/20/2017	04/12/2018		150,000.00	150,000.00	100.000000	0.00
NEAL NOBLE			AG1702970	.750	.750	.951	.950	.950	04/20/2017	04/12/2018		150,000.00	150,000.00	100.000000	0.00
ZURMEHLY FARMS			AG1702988	.750	.750	.951	.950	.950	04/20/2017	04/12/2018		150,000.00	150,000.00	100.000000	0.00
DANNY STEWART			AG1702780	.750	.750	.951	.950	.950	04/20/2017	04/12/2018		150,000.00	150,000.00	100.000000	0.00
JOHN KINZER JR.			AG1702996	.750	.750	.951	.950	.950	04/20/2017	04/12/2018		150,000.00	150,000.00	100.000000	0.00
GABRIEL M WEAVER			AG1703002	.750	.750	.951	.950	.950	04/20/2017	04/12/2018		150,000.00	150,000.00	100.000000	0.00
THOMPSON CREEK FARMS L			AG1703010	.750	.750	.951	.950	.950	04/20/2017	04/12/2018		150,000.00	150,000.00	100.000000	0.00
LAMAR RATLIFF FARMS LLC			AG1703028	.750	.750	.951	.950	.950	04/20/2017	04/12/2018		150,000.00	150,000.00	100.000000	0.00
BONHAM FARMS LLC			AG1703036	.750	.750	.951	.950	.950	04/20/2017	04/12/2018		150,000.00	150,000.00	100.000000	0.00
JEFFREY THOMPSON			AG1703044	.750	.750	.951	.950	.950	04/20/2017	04/12/2018		150,000.00	150,000.00	100.000000	0.00
MICHAEL LANMAN			AG1703051	.750	.750	.951	.950	.950	04/20/2017	04/12/2018		150,000.00	150,000.00	100.000000	0.00
JOHN WEAVER			AG1703069	.750	.750	.951	.950	.950	04/20/2017	04/12/2018		150,000.00	150,000.00	100.000000	0.00
LAWRENCE HAGLER			AG1703077	.750	.750	.951	.950	.950	04/20/2017	04/12/2018		150,000.00	150,000.00	100.000000	0.00
ANDERSON FARMS A GENER			AG1703085	.750	.750	.951	.950	.950	04/20/2017	04/12/2018		150,000.00	150,000.00	100.000000	0.00
JOHN PERSINGER			AG1703093	.750	.750	.951	.950	.950	04/20/2017	04/12/2018		150,000.00	150,000.00	100.000000	0.00
JAMES K MINSHALL			AG1703101	.750	.750	.951	.950	.950	04/20/2017	04/12/2018		55,000.00	55,000.00	100.000000	0.00
RYAN SKINNER			AG1703119	.750	.750	.951	.950	.950	04/20/2017	04/12/2018		20,000.00	20,000.00	100.000000	0.00
MICHAEL EDGINGTON			AG1703127	.750	.750	.951	.950	.950	04/20/2017	04/12/2018		20,000.00	20,000.00	100.000000	0.00
MARY HADDOX			AG1703135	.750	.750	.951	.950	.950	04/20/2017	04/12/2018		20,250.00	20,250.00	100.000000	0.00
JAMES WINTER			AG1703143	.750	.750	.951	.950	.950	04/20/2017	04/12/2018		25,000.00	25,000.00	100.000000	0.00
PAUL RHOADS			AG1703150	.750	.750	.951	.950	.950	04/20/2017	04/12/2018		28,250.00	28,250.00	100.000000	0.00
KEVIN BEAVERS			AG1703168	.750	.750	.951	.950	.950	04/20/2017	04/12/2018		30,000.00	30,000.00	100.000000	0.00
JUSTIN LEIST			AG1703176	.750	.750	.951	.950	.950	04/20/2017	04/12/2018		30,000.00	30,000.00	100.000000	0.00
CHRISTOPHER DAVIS			AG1703184	.750	.750	.951	.950	.950	04/20/2017	04/12/2018		33,000.00	33,000.00	100.000000	0.00
GARY DAVIS			AG1703192	.750	.750	.951	.950	.950	04/20/2017	04/12/2018		35,200.00	35,200.00	100.000000	0.00
BRIAN HELSER			AG1703200	.750	.750	.951	.950	.950	04/20/2017	04/12/2018		40,250.00	40,250.00	100.000000	0.00
MATTHEW WRIGHT			AG1703218	.750	.750	.951	.950	.950	04/20/2017	04/12/2018		50,000.00	50,000.00	100.000000	0.00
DAVID R WIGET			AG1703226	.750	.750	.951	.950	.950	04/20/2017	04/12/2018		50,000.00	50,000.00	100.000000	0.00
LYLE RICER			AG1703234	.750	.750	.951	.950	.950	04/20/2017	04/12/2018		50,000.00	50,000.00	100.000000	0.00

Run Date: 5/1/2017 10:14:30 AM

Investments Outstanding As Of Date: 4/30/2017

INVESTMENT PORTFOLIO - POSITION DETAIL

Special Projects	Moodys	S&P	CUSIP	Coupon Rate	YIELD	WAL	Durtn	Effect Durtn	Purchase Date	Maturity Date	Call Date	Current Par Value	Current Book Value	Market Price	Unrealized Gain/ (Loss)
R STEVE RICKLY			AG1703242	.750	.750	.951	.950	.950	04/20/2017	04/12/2018		60,000.00	60,000.00	100.000000	0.00
ZACK SMITH			AG1703259	.750	.750	.951	.950	.950	04/20/2017	04/12/2018		75,000.00	75,000.00	100.000000	0.00
DALE SMITH			AG1703267	.750	.750	.951	.950	.950	04/20/2017	04/12/2018		75,000.00	75,000.00	100.000000	0.00
RUSSELL FOSTER			AG1703275	.750	.750	.951	.950	.950	04/20/2017	04/12/2018		90,350.00	90,350.00	100.000000	0.00
RUSSELL WISCHMEYER			AG1703283	.750	.750	.951	.950	.950	04/20/2017	04/12/2018		100,000.00	100,000.00	100.000000	0.00
FAIRFIELD CATTLE CO. INC.			AG1703317	.750	.750	.951	.950	.950	04/20/2017	04/12/2018		150,000.00	150,000.00	100.000000	0.00
JAMES COOKSEY			AG1703325	.750	.750	.951	.950	.950	04/20/2017	04/12/2018		150,000.00	150,000.00	100.000000	0.00
AARON KULL			AG1703291	.750	.750	.951	.950	.950	04/20/2017	04/12/2018		110,000.00	110,000.00	100.000000	0.00
ROBERT MINSHALL			AG1703333	.750	.750	.951	.950	.950	04/20/2017	04/12/2018		150,000.00	150,000.00	100.000000	0.00
CLEARVIEW FARMS INC.			AG1703309	.750	.750	.951	.950	.950	04/20/2017	04/12/2018		130,000.00	130,000.00	100.000000	0.00
JOHN GEARHERT			AG1703341	.750	.750	.951	.950	.950	04/20/2017	04/12/2018		150,000.00	150,000.00	100.000000	0.00
ROWLES ENTERPRISES LTD			AG1703358	.750	.750	.951	.950	.950	04/20/2017	04/12/2018		150,000.00	150,000.00	100.000000	0.00
RADCLIFF VENTURES LLC			AG1703366	.750	.750	.951	.950	.950	04/20/2017	04/12/2018		150,000.00	150,000.00	100.000000	0.00
ROWLES FARMS INC.			AG1703374	.750	.750	.951	.950	.950	04/20/2017	04/12/2018		150,000.00	150,000.00	100.000000	0.00
KYLE HUPP			AG1703382	.750	.750	.951	.950	.950	04/20/2017	04/12/2018		150,000.00	150,000.00	100.000000	0.00
LESTER LEWIS			AG1703390	.750	.750	.951	.950	.950	04/20/2017	04/12/2018		150,000.00	150,000.00	100.000000	0.00
KYLE REICHELDERFER			AG1703408	.750	.750	.951	.950	.950	04/20/2017	04/12/2018		150,000.00	150,000.00	100.000000	0.00
DEVIN WELLER			AG1703416	.750	.750	.951	.950	.950	04/20/2017	04/12/2018		150,000.00	150,000.00	100.000000	0.00
SAMUAL DULAP			AG1703424	.750	.750	.951	.950	.950	04/20/2017	04/12/2018		150,000.00	150,000.00	100.000000	0.00
B & D FARMS			AG1703523	.750	.750	.951	.950	.950	04/20/2017	04/12/2018		150,000.00	150,000.00	100.000000	0.00
GAB HAMMAN FARMS			AG1703432	.750	.750	.951	.950	.950	04/20/2017	04/12/2018		150,000.00	150,000.00	100.000000	0.00
STEVE A GIFFORD			AG1703531	.750	.750	.951	.950	.950	04/20/2017	04/12/2018		150,000.00	150,000.00	100.000000	0.00
JAY H WIPPEL			AG1703440	.750	.750	.951	.950	.950	04/20/2017	04/12/2018		150,000.00	150,000.00	100.000000	0.00
STEVE HINES			AG1703457	.750	.750	.951	.950	.950	04/20/2017	04/12/2018		150,000.00	150,000.00	100.000000	0.00
JOHN FOX			AG1703549	.750	.750	.951	.950	.950	04/20/2017	04/12/2018		150,000.00	150,000.00	100.000000	0.00
WILLIAM A RITTINGER			AG1703465	.750	.750	.951	.950	.950	04/20/2017	04/12/2018		150,000.00	150,000.00	100.000000	0.00
JAMES JEPSEN			AG1703473	.750	.750	.951	.950	.950	04/20/2017	04/12/2018		150,000.00	150,000.00	100.000000	0.00
ORVILLE GIFFORD			AG1703556	.750	.750	.951	.950	.950	04/20/2017	04/12/2018		150,000.00	150,000.00	100.000000	0.00
STRICKLER FARMS LLC			AG1703481	.750	.750	.951	.950	.950	04/20/2017	04/12/2018		150,000.00	150,000.00	100.000000	0.00
ORR FARMS			AG1703499	.750	.750	.951	.950	.950	04/20/2017	04/12/2018		150,000.00	150,000.00	100.000000	0.00
WILBUR SEVER III			AG1703564	.750	.750	.951	.950	.950	04/20/2017	04/12/2018		150,000.00	150,000.00	100.000000	0.00
ROB STILWELL			AG1703507	.750	.750	.951	.950	.950	04/20/2017	04/12/2018		150,000.00	150,000.00	100.000000	0.00
RUFF SEED FARMS INC.			AG1703572	.750	.750	.951	.950	.950	04/20/2017	04/12/2018		150,000.00	150,000.00	100.000000	0.00

Run Date: 5/1/2017 10:14:30 AM

Investments Outstanding As Of Date: 4/30/2017

INVESTMENT PORTFOLIO - POSITION DETAIL

Special Projects	Moodys	S&P	CUSIP	Coupon Rate	YIELD	WAL	Durtn	Effect Durtn	Purchase Date	Maturity Date	Call Date	Current Par Value	Current Book Value	Market Price	Unrealized Gain/ (Loss)
CHAD L HOFFMAN			AG1703515	.750	.750	.951	.950	.950	04/20/2017	04/12/2018		150,000.00	150,000.00	100.000000	0.00
DAVID DELONG			AG1703580	.750	.750	.951	.950	.950	04/20/2017	04/12/2018		150,000.00	150,000.00	100.000000	0.00
JASON GREEN			AG1703598	.750	.750	.951	.950	.950	04/20/2017	04/12/2018		150,000.00	150,000.00	100.000000	0.00
J ADAMS FARMS LLC			AG1703606	.750	.750	.951	.950	.950	04/20/2017	04/12/2018		150,000.00	150,000.00	100.000000	0.00
CUPP FARMS			AG1703739	.750	.750	.951	.950	.950	04/20/2017	04/12/2018		150,000.00	150,000.00	100.000000	0.00
KEITH PETERS LLC			AG1703614	.750	.750	.951	.950	.950	04/20/2017	04/12/2018		150,000.00	150,000.00	100.000000	0.00
STEVE SUVER			AG1703747	.750	.750	.951	.950	.950	04/20/2017	04/12/2018		150,000.00	150,000.00	100.000000	0.00
J DOUGLAS GIFFORD			AG1703622	.750	.750	.951	.950	.950	04/20/2017	04/12/2018		150,000.00	150,000.00	100.000000	0.00
BRYAN HUPP			AG1703754	.750	.750	.951	.950	.950	04/20/2017	04/12/2018		150,000.00	150,000.00	100.000000	0.00
WYATT WILSON			AG1703762	.750	.750	.951	.950	.950	04/20/2017	04/12/2018		150,000.00	150,000.00	100.000000	0.00
DELBERT NEFF			AG1703630	.750	.750	.951	.950	.950	04/20/2017	04/12/2018		150,000.00	150,000.00	100.000000	0.00
TWO L FARMS INC.			AG1703770	.750	.750	.951	.950	.950	04/20/2017	04/12/2018		150,000.00	150,000.00	100.000000	0.00
CRAZY HORSE ENT. INC.			AG1703648	.750	.750	.951	.950	.950	04/20/2017	04/12/2018		150,000.00	150,000.00	100.000000	0.00
KEVIN ROBERTS			AG1703788	.750	.750	.951	.950	.950	04/20/2017	04/12/2018		10,000.00	10,000.00	100.000000	0.00
BRADY MILLER			AG1703796	.750	.750	.951	.950	.950	04/20/2017	04/12/2018		60,000.00	60,000.00	100.000000	0.00
TRAVIS CUPP			AG1703655	.750	.750	.951	.950	.950	04/20/2017	04/12/2018		150,000.00	150,000.00	100.000000	0.00
MCCRAY FARMS			AG1703804	.750	.750	.951	.950	.950	04/20/2017	04/12/2018		150,000.00	150,000.00	100.000000	0.00
JOHN G WAIDELICH			AG1703663	.750	.750	.951	.950	.950	04/20/2017	04/12/2018		150,000.00	150,000.00	100.000000	0.00
JAMES KUHLWEIN			AG1703812	.750	.750	.951	.950	.950	04/20/2017	04/12/2018		25,000.00	25,000.00	100.000000	0.00
RYAN MAST			AG1703820	.750	.750	.951	.950	.950	04/20/2017	04/12/2018		150,000.00	150,000.00	100.000000	0.00
BROOKS MCCOY			AG1703671	.750	.750	.951	.950	.950	04/20/2017	04/12/2018		150,000.00	150,000.00	100.000000	0.00
D & D PETERS LLC			AG1703838	.750	.750	.951	.950	.950	04/20/2017	04/12/2018		150,000.00	150,000.00	100.000000	0.00
A & R FARMS OHIO LLC			AG1703846	.750	.750	.951	.950	.950	04/20/2017	04/12/2018		150,000.00	150,000.00	100.000000	0.00
WILLIAM HOSKINSON			AG1703689	.750	.750	.951	.950	.950	04/20/2017	04/12/2018		150,000.00	150,000.00	100.000000	0.00
NEIL DOERSAM			AG1703853	.750	.750	.951	.950	.950	04/20/2017	04/12/2018		150,000.00	150,000.00	100.000000	0.00
DRESBACH FARMS INCORPO			AG1703697	.750	.750	.951	.950	.950	04/20/2017	04/12/2018		150,000.00	150,000.00	100.000000	0.00
THOMAS CONNER			AG1703879	.750	.750	.951	.950	.950	04/20/2017	04/12/2018		45,000.00	45,000.00	100.000000	0.00
JONATHON EVANS			AG1703887	.750	.750	.951	.950	.950	04/20/2017	04/12/2018		4,000.00	4,000.00	100.000000	0.00
DAVID STEELE			AG1703705	.750	.750	.951	.950	.950	04/20/2017	04/12/2018		150,000.00	150,000.00	100.000000	0.00
JOSHUA W ROBERTS			AG1703895	.750	.750	.951	.950	.950	04/20/2017	04/12/2018		20,000.00	20,000.00	100.000000	0.00
MICHAEL MILLER			AG1703903	.750	.750	.951	.950	.950	04/20/2017	04/12/2018		25,000.00	25,000.00	100.000000	0.00
BRYANT AGRICULTURE ENT			AG1703713	.750	.750	.951	.950	.950	04/20/2017	04/12/2018		150,000.00	150,000.00	100.000000	0.00
DALE ROUSH			AG1703911	.750	.750	.951	.950	.950	04/20/2017	04/12/2018		25,000.00	25,000.00	100.000000	0.00

Run Date: 5/1/2017 10:14:30 AM

Investments Outstanding As Of Date: 4/30/2017

INVESTMENT PORTFOLIO - POSITION DETAIL

Special Projects	Moodys	S&P	CUSIP	Coupon Rate	YIELD	WAL	Durtn	Effect Durtn	Purchase Date	Maturity Date	Call Date	Current Par Value	Current Book Value	Market Price	Unrealized Gain/ (Loss)
JASON SHARP			AG1703929	.750	.750	.951	.950	.950	04/20/2017	04/12/2018		35,000.00	35,000.00	100.000000	0.00
ALLEN ETT			AG1703721	.750	.750	.951	.950	.950	04/20/2017	04/12/2018		150,000.00	150,000.00	100.000000	0.00
NATHAN EHMAN			AG1703937	.750	.750	.951	.950	.950	04/20/2017	04/12/2018		40,000.00	40,000.00	100.000000	0.00
MATTHEW ROUSH			AG1703945	.750	.750	.951	.950	.950	04/20/2017	04/12/2018		40,000.00	40,000.00	100.000000	0.00
JACOB SHAFFER			AG1703952	.750	.750	.951	.950	.950	04/20/2017	04/12/2018		45,000.00	45,000.00	100.000000	0.00
NEW CENTURY CSA LLC			AG1703960	.750	.750	.951	.950	.950	04/20/2017	04/12/2018		55,000.00	55,000.00	100.000000	0.00
WAYNE PATRICK			AG1703978	.750	.750	.951	.950	.950	04/20/2017	04/12/2018		60,000.00	60,000.00	100.000000	0.00
JOHN STROUS			AG1703986	.750	.750	.951	.950	.950	04/20/2017	04/12/2018		64,000.00	64,000.00	100.000000	0.00
CAROL ROUSH			AG1703994	.750	.750	.951	.950	.950	04/20/2017	04/12/2018		75,000.00	75,000.00	100.000000	0.00
WAYNE ROBERTS			AG1704000	.750	.750	.951	.950	.950	04/20/2017	04/12/2018		80,000.00	80,000.00	100.000000	0.00
JOHN ROBERTS			AG1704018	.750	.750	.951	.950	.950	04/20/2017	04/12/2018		90,000.00	90,000.00	100.000000	0.00
RICHARD MCPHERSON			AG1704026	.750	.750	.951	.950	.950	04/20/2017	04/12/2018		150,000.00	150,000.00	100.000000	0.00
DENNIS ZEIGLER			AG1704034	.750	.750	.951	.950	.950	04/20/2017	04/12/2018		150,000.00	150,000.00	100.000000	0.00
BRUCE SHOLL			AG1702236	.750	.750	.951	.950	.950	04/21/2017	04/12/2018		150,000.00	150,000.00	100.000000	0.00
HASTINGS FARMS GENERAL			AG1704042	.750	.750	.951	.950	.950	04/20/2017	04/12/2018		150,000.00	150,000.00	100.000000	0.00
LARRY HAY			AG1704059	.750	.750	.951	.950	.950	04/20/2017	04/12/2018		150,000.00	150,000.00	100.000000	0.00
JOHN GIFFORD			AG1704067	.750	.750	.951	.950	.950	04/20/2017	04/12/2018		150,000.00	150,000.00	100.000000	0.00
EWING & SON FARMS LLC			AG1704075	.750	.750	.951	.950	.950	04/20/2017	04/12/2018		150,000.00	150,000.00	100.000000	0.00
STUCKEY BROTHERS CONT			AG1702244	.750	.750	.951	.950	.950	04/21/2017	04/12/2018		150,000.00	150,000.00	100.000000	0.00
HAACK FARMS INC			AG1702251	.750	.750	.951	.950	.950	04/21/2017	04/12/2018		150,000.00	150,000.00	100.000000	0.00
RYAN WILSON			AG1704083	.750	.750	.951	.950	.950	04/20/2017	04/12/2018		150,000.00	150,000.00	100.000000	0.00
STEVE RILEY			AG1704091	.750	.750	.951	.950	.950	04/20/2017	04/12/2018		150,000.00	150,000.00	100.000000	0.00
DONALD SHAW JR.			AG1704109	.750	.750	.951	.950	.950	04/20/2017	04/12/2018		150,000.00	150,000.00	100.000000	0.00
DEAN NOFZIGER			AG1702269	.750	.750	.951	.950	.950	04/21/2017	04/12/2018		150,000.00	150,000.00	100.000000	0.00
JOHN HOFFMAN			AG1704117	.750	.750	.951	.950	.950	04/20/2017	04/12/2018		150,000.00	150,000.00	100.000000	0.00
JOHN M. BELL			AG1704125	.750	.750	.951	.950	.950	04/20/2017	04/12/2018		150,000.00	150,000.00	100.000000	0.00
ADAM PETERS			AG1704133	.750	.750	.951	.950	.950	04/20/2017	04/12/2018		50,000.00	50,000.00	100.000000	0.00
JANE LIGHTHILL			AG1702277	.750	.750	.951	.950	.950	04/21/2017	04/12/2018		150,000.00	150,000.00	100.000000	0.00
CHARLES PERRILL			AG1704141	.750	.750	.951	.950	.950	04/20/2017	04/12/2018		100,300.00	100,300.00	100.000000	0.00
BRYAN J CROSIER			AG1704158	.750	.750	.951	.950	.950	04/20/2017	04/12/2018		85,000.00	85,000.00	100.000000	0.00
RICHARD BURK			AG1702285	.750	.750	.951	.950	.950	04/21/2017	04/12/2018		150,000.00	150,000.00	100.000000	0.00
WILLIAM BAUMAN			AG1702293	.750	.750	.951	.950	.950	04/21/2017	04/12/2018		150,000.00	150,000.00	100.000000	0.00
BRADY WOOLACE			AG1702301	.750	.750	.951	.950	.950	04/21/2017	04/12/2018		150,000.00	150,000.00	100.000000	0.00

Run Date: 5/1/2017 10:14:30 AM

Investments Outstanding As Of Date: 4/30/2017

INVESTMENT PORTFOLIO - POSITION DETAIL

Special Projects	Moodys	S&P	CUSIP	Coupon Rate	YIELD	WAL	Durtn	Effect Durtn	Purchase Date	Maturity Date	Call Date	Current Par Value	Current Book Value	Market Price	Unrealized Gain/ (Loss)
MICHAEL CARPENTER			AG1702319	.750	.750	.951	.950	.950	04/21/2017	04/12/2018		150,000.00	150,000.00	100.000000	0.00
TED POHLMANN			AG1702327	.750	.750	.951	.950	.950	04/21/2017	04/12/2018		150,000.00	150,000.00	100.000000	0.00
LUCAS NOFZIGER			AG1702335	.750	.750	.951	.950	.950	04/21/2017	04/12/2018		150,000.00	150,000.00	100.000000	0.00
W.W. HUTTINGER			AG1704398	.750	.750	.951	.950	.950	04/21/2017	04/12/2018		100,000.00	100,000.00	100.000000	0.00
JAMES AND LIDA KNAPP			AG1704406	.750	.750	.951	.947	.947	04/21/2017	04/12/2018		150,000.00	150,000.00	100.000000	0.00
TWIN PINE FARMS			AG1704414	.750	.750	.951	.950	.950	04/21/2017	04/12/2018		150,000.00	150,000.00	100.000000	0.00
JANET KUHLMAN			AG1704422	.750	.750	.951	.950	.950	04/20/2017	04/12/2018		115,000.00	115,000.00	100.000000	0.00
BARLAGE FARMS			AG1704430	.750	.750	.951	.950	.950	04/20/2017	04/12/2018		150,000.00	150,000.00	100.000000	0.00
KENNETH UNVERFERTH			AG1704448	.750	.750	.951	.950	.950	04/20/2017	04/12/2018		150,000.00	150,000.00	100.000000	0.00
LINCOLN NAFZIGER			AG1704455	.750	.750	.951	.950	.950	04/20/2017	04/12/2018		150,000.00	150,000.00	100.000000	0.00
CURTIS COOLEY			AG1704463	.750	.750	.951	.950	.950	04/20/2017	04/12/2018		150,000.00	150,000.00	100.000000	0.00
JEFFREY BEAVERSON			AG1704471	.750	.750	.951	.950	.950	04/20/2017	04/12/2018		100,000.00	100,000.00	100.000000	0.00
JOHN KURIVIAL			AG1704489	.750	.750	.951	.950	.950	04/20/2017	04/12/2018		150,000.00	150,000.00	100.000000	0.00
LESLIE SMITH			AG1702012	.750	.750	.951	.950	.950	04/21/2017	04/12/2018		25,000.00	25,000.00	100.000000	0.00
RANDALL STUCKEY			AG1702020	.750	.750	.951	.950	.950	04/21/2017	04/12/2018		50,000.00	50,000.00	100.000000	0.00
HAROLD JAMES NAGEL			AG1702038	.750	.750	.951	.950	.950	04/21/2017	04/12/2018		60,000.00	60,000.00	100.000000	0.00
LESLIE SCHAFFNER			AG1702046	.750	.750	.951	.950	.950	04/21/2017	04/12/2018		70,000.00	70,000.00	100.000000	0.00
KENNETH DURHAM			AG1702053	.750	.750	.951	.950	.950	04/21/2017	04/12/2018		95,000.00	95,000.00	100.000000	0.00
KENT LESTER			AG1702061	.750	.750	.951	.950	.950	04/21/2017	04/12/2018		100,000.00	100,000.00	100.000000	0.00
ALAN SCHAFFNER			AG1702079	.750	.750	.951	.950	.950	04/21/2017	04/12/2018		100,000.00	100,000.00	100.000000	0.00
MDMT FARMS LLC			AG1702087	.750	.750	.951	.950	.950	04/21/2017	04/12/2018		100,000.00	100,000.00	100.000000	0.00
RICKY HALL			AG1702095	.750	.750	.951	.950	.950	04/21/2017	04/12/2018		100,000.00	100,000.00	100.000000	0.00
GARY HAMMON			AG1702103	.750	.750	.951	.950	.950	04/21/2017	04/12/2018		125,000.00	125,000.00	100.000000	0.00
MITCHEL SCHAFFNER			AG1702111	.750	.750	.951	.950	.950	04/21/2017	04/12/2018		125,000.00	125,000.00	100.000000	0.00
KEVIN STONG			AG1702129	.750	.750	.951	.950	.950	04/21/2017	04/12/2018		130,000.00	130,000.00	100.000000	0.00
MASON FAMILY FARMS LLC			AG1702137	.750	.750	.951	.950	.950	04/21/2017	04/12/2018		150,000.00	150,000.00	100.000000	0.00
RAY LEPPELMEIER			AG1702145	.750	.750	.951	.950	.950	04/21/2017	04/12/2018		150,000.00	150,000.00	100.000000	0.00
DOUGLAS EISEL			AG1702152	.750	.750	.951	.950	.950	04/21/2017	04/12/2018		150,000.00	150,000.00	100.000000	0.00
JOHN RETHMEL			AG1702160	.750	.750	.951	.950	.950	04/21/2017	04/12/2018		150,000.00	150,000.00	100.000000	0.00
HOLLAND FARMS LLC			AG1702178	.750	.750	.951	.950	.950	04/21/2017	04/12/2018		150,000.00	150,000.00	100.000000	0.00
KEITH JONES			AG1702186	.750	.750	.951	.950	.950	04/21/2017	04/12/2018		150,000.00	150,000.00	100.000000	0.00
JAMES LEATHERMAN			AG1702194	.750	.750	.951	.950	.950	04/21/2017	04/12/2018		150,000.00	150,000.00	100.000000	0.00
JASON MEYERS			AG1702202	.750	.750	.951	.950	.950	04/21/2017	04/12/2018		150,000.00	150,000.00	100.000000	0.00

Run Date: 5/1/2017 10:14:30 AM

Investments Outstanding As Of Date: 4/30/2017

INVESTMENT PORTFOLIO - POSITION DETAIL

Special Projects	Moodys	S&P	CUSIP	Coupon Rate	YIELD	WAL	Durtn	Effect Durtn	Purchase Date	Maturity Date	Call Date	Current Par Value	Current Book Value	Market Price	Unrealized Gain/ (Loss)
NEWCOMER FARMS INC.			AG1702210	.750	.750	.951	.950	.950	04/21/2017	04/12/2018		150,000.00	150,000.00	100.000000	0.00
GREGORY NOFZIGER			AG1702228	.750	.750	.951	.950	.950	04/21/2017	04/12/2018		150,000.00	150,000.00	100.000000	0.00
GREGORY OTTO			AG1702343	.750	.750	.951	.950	.950	04/21/2017	04/12/2018		150,000.00	150,000.00	100.000000	0.00
MATTHEW WALTERS			AG1702350	.750	.750	.951	.950	.950	04/21/2017	04/12/2018		35,000.00	35,000.00	100.000000	0.00
BRIAN ANDERSON			AG1702368	.750	.750	.951	.950	.950	04/21/2017	04/12/2018		50,000.00	50,000.00	100.000000	0.00
JONATHON LANG			AG1702376	.750	.750	.951	.950	.950	04/21/2017	04/12/2018		50,000.00	50,000.00	100.000000	0.00
CHARLES BRESLER			AG1702384	.750	.750	.951	.950	.950	04/21/2017	04/12/2018		100,000.00	100,000.00	100.000000	0.00
BATESON FARMS			AG1702392	.750	.750	.951	.950	.950	04/21/2017	04/12/2018		100,000.00	100,000.00	100.000000	0.00
KENNETH SCHROEDER			AG1704166	.750	.750	.951	.950	.950	04/21/2017	04/12/2018		150,000.00	150,000.00	100.000000	0.00
JERRY HOFFMAN			AG1704174	.750	.750	.951	.950	.950	04/21/2017	04/12/2018		125,000.00	125,000.00	100.000000	0.00
RYAN ORDWAY			AG1704182	.750	.750	.951	.950	.950	04/21/2017	04/12/2018		60,000.00	60,000.00	100.000000	0.00
DENNIS STEFFAN			AG1704190	.750	.750	.951	.950	.950	04/21/2017	04/12/2018		50,000.00	50,000.00	100.000000	0.00
TIMOTHY SCHROEDER			AG1704208	.750	.750	.951	.950	.950	04/21/2017	04/12/2018		50,000.00	50,000.00	100.000000	0.00
OSCAR S SCHROEDER			AG1704216	.750	.750	.951	.950	.950	04/21/2017	04/12/2018		150,000.00	150,000.00	100.000000	0.00
HASELMAN BROS.			AG1704224	.170	.170	.951	.950	.950	04/21/2017	04/12/2018		150,000.00	150,000.00	100.000000	0.00
MOENING FARMS LLC			AG1704232	.750	.750	.951	.950	.950	04/21/2017	04/12/2018		150,000.00	150,000.00	100.000000	0.00
MICHAEL BALBAUGH			AG1704240	.750	.750	.951	.950	.950	04/21/2017	04/12/2018		150,000.00	150,000.00	100.000000	0.00
GARY VOLLMAR			AG1702400	.750	.750	.951	.950	.950	04/21/2017	04/12/2018		100,000.00	100,000.00	100.000000	0.00
GERALD HASELMAN			AG1704257	.750	.750	.951	.950	.950	04/21/2017	04/12/2018		65,000.00	65,000.00	100.000000	0.00
PALTE FARMS			AG1704265	.750	.750	.951	.950	.950	04/21/2017	04/12/2018		125,000.00	125,000.00	100.000000	0.00
LEONARD MICHEL			AG1704273	.750	.750	.951	.950	.950	04/21/2017	04/12/2018		100,000.00	100,000.00	100.000000	0.00
JOE SCHROEDER			AG1704281	.750	.750	.951	.950	.950	04/21/2017	04/12/2018		100,000.00	100,000.00	100.000000	0.00
HAROLD ROY			AG1704299	.750	.750	.951	.950	.950	04/21/2017	04/12/2018		125,000.00	125,000.00	100.000000	0.00
RA SCHROEDER FARMS INC.			AG1704307	.750	.750	.951	.950	.950	04/21/2017	04/12/2018		150,000.00	150,000.00	100.000000	0.00
HARRISON TRAIL FARMS			AG1702418	.750	.750	.951	.950	.950	04/21/2017	04/12/2018		100,000.00	100,000.00	100.000000	0.00
EDWARD HUFFMAN			AG1702426	.750	.750	.951	.950	.950	04/21/2017	04/12/2018		150,000.00	150,000.00	100.000000	0.00
GARY ORDWAY			AG1704315	.750	.750	.951	.950	.950	04/21/2017	04/12/2018		80,000.00	80,000.00	100.000000	0.00
DANNY ROE			AG1704323	.750	.750	.951	.950	.950	04/21/2017	04/12/2018		150,000.00	150,000.00	100.000000	0.00
CHAD AND JASON PESTER			AG1704331	.750	.750	.951	.950	.950	04/21/2017	04/12/2018		90,000.00	90,000.00	100.000000	0.00
JEFFREY STEFFAN			AG1704349	.750	.750	.951	.950	.950	04/21/2017	04/12/2018		150,000.00	150,000.00	100.000000	0.00
DOUGLAS MANGAS			AG1704356	.750	.750	.951	.950	.950	04/21/2017	04/12/2018		150,000.00	150,000.00	100.000000	0.00
ROGER NIESE			AG1704364	.750	.750	.951	.950	.950	04/21/2017	04/12/2018		90,000.00	90,000.00	100.000000	0.00
GARY NIESE			AG1704372	.750	.750	.951	.950	.950	04/21/2017	04/12/2018		150,000.00	150,000.00	100.000000	0.00

Run Date: 5/1/2017 10:14:30 AM

Investments Outstanding As Of Date: 4/30/2017

INVESTMENT PORTFOLIO - POSITION DETAIL

Special Projects	Moodys	S&P	CUSIP	Coupon Rate	YIELD	WAL	Durtn	Effect Durtn	Purchase Date	Maturity Date	Call Date	Current Par Value	Current Book Value	Market Price	Unrealized Gain/ (Loss)
CHARLES SCHECKELHOFF			AG1704380	.750	.750	.951	.950	.950	04/21/2017	04/12/2018		100,000.00	100,000.00	100.000000	0.00
THE ECKEL CATTLE COMPA			AG1702434	.750	.750	.951	.950	.950	04/21/2017	04/12/2018		150,000.00	150,000.00	100.000000	0.00
MARK BOSS			AG1702442	.750	.750	.951	.950	.950	04/21/2017	04/12/2018		150,000.00	150,000.00	100.000000	0.00
JOHN YOUNG			AG1702459	.750	.750	.951	.950	.950	04/21/2017	04/12/2018		150,000.00	150,000.00	100.000000	0.00
TIMOTHY SHELINE			AG1702467	.750	.750	.951	.950	.950	04/21/2017	04/12/2018		150,000.00	150,000.00	100.000000	0.00
WULFF FARMS			AG1702475	.750	.750	.951	.950	.950	04/21/2017	04/12/2018		150,000.00	150,000.00	100.000000	0.00
D & S FARMS LLC			AG1702483	.750	.750	.951	.950	.950	04/21/2017	04/12/2018		150,000.00	150,000.00	100.000000	0.00
TRAVIS HARRISON			AG1702491	.750	.750	.951	.950	.950	04/21/2017	04/12/2018		150,000.00	150,000.00	100.000000	0.00
DAN & CHARM POTTER JOI			AG1702509	.750	.750	.951	.950	.950	04/21/2017	04/12/2018		150,000.00	150,000.00	100.000000	0.00
ECKEL GRAIN FARMS LTD.			AG1702517	.750	.750	.951	.950	.950	04/21/2017	04/12/2018		150,000.00	150,000.00	100.000000	0.00
CLEAR VIEW FARMS			AG1702525	.750	.750	.951	.950	.950	04/21/2017	04/12/2018		150,000.00	150,000.00	100.000000	0.00
RICHARD WALTERS			AG1702533	.750	.750	.951	.950	.950	04/21/2017	04/12/2018		150,000.00	150,000.00	100.000000	0.00
JERREMY SIEFKER			AG1702541	.750	.750	.951	.950	.950	04/21/2017	04/12/2018		70,000.00	70,000.00	100.000000	0.00
ZEEDYK FARMS LLC			AG1704505	.750	.750	.951	.950	.950	04/24/2017	04/12/2018		150,000.00	150,000.00	100.000000	0.00
THOMAS WIEMKEN			AG1704513	.750	.750	.951	.950	.950	04/24/2017	04/12/2018		100,000.00	100,000.00	100.000000	0.00
JD ECKEL FAMILY FARMS LL			AG1704521	.750	.750	.951	.950	.950	04/24/2017	04/12/2018		150,000.00	150,000.00	100.000000	0.00
RANDY CHAPMAN			AG1704539	.750	.750	.951	.950	.950	04/24/2017	04/12/2018		50,000.00	50,000.00	100.000000	0.00
AREND BROTHERS INC.			AG1704547	.750	.750	.951	.950	.950	04/24/2017	04/12/2018		150,000.00	150,000.00	100.000000	0.00
AUSTIN BOK			AG1704554	.750	.750	.951	.950	.950	04/24/2017	04/12/2018		45,000.00	45,000.00	100.000000	0.00
THOMAS SCHLACHTER			AG1704562	.750	.750	.951	.950	.950	04/24/2017	04/12/2018		55,000.00	55,000.00	100.000000	0.00
SPATIAL AG. SYSTEMS LLC			AG1704570	.750	.750	.951	.950	.950	04/24/2017	04/12/2018		150,000.00	150,000.00	100.000000	0.00
LEO SHININGER			AG1704588	.750	.750	.951	.950	.950	04/24/2017	04/12/2018		150,000.00	150,000.00	100.000000	0.00
THE MARQUARD COMPANY			LD1700474	.750	.750	1.984	1.976	1.976	04/24/2017	04/24/2019		313,000.00	313,000.00	100.000000	0.00
ANDREWS FARMS INC			AG1704596	.750	.750	.951	.950	.950	04/25/2017	04/12/2018		150,000.00	150,000.00	100.000000	0.00
AC SCHROEDER LLC			AG1704604	.750	.750	.951	.950	.950	04/25/2017	04/12/2018		150,000.00	150,000.00	100.000000	0.00
BR FARMS LLC			AG1704612	.750	.750	.951	.950	.950	04/25/2017	04/12/2018		150,000.00	150,000.00	100.000000	0.00
KATHERINE HARALSON			EC1701910	.750	.750	1.989	1.981	1.981	04/27/2017	04/26/2019		67,402.45	67,402.45	100.000000	0.00
DUANE GRIFFAW			EC1701928	.750	.750	1.989	1.981	1.981	04/27/2017	04/26/2019		30,000.00	30,000.00	100.000000	0.00
RYAN HELLWIG			EC1701936	.750	.750	1.989	1.981	1.981	04/27/2017	04/26/2019		250,495.00	250,495.00	100.000000	0.00
JONATHAN SABO			EC1701944	.750	.750	1.989	1.981	1.981	04/27/2017	04/26/2019		55,675.00	55,675.00	100.000000	0.00
MICHAEL APKING			EC1701951	.750	.750	1.989	1.981	1.981	04/27/2017	04/26/2019		29,375.00	29,375.00	100.000000	0.00
ROBERT MUELLER			EC1701969	.750	.750	1.989	1.981	1.981	04/27/2017	04/26/2019		276,500.00	276,500.00	100.000000	0.00
MATTHEW GARY			EC1701977	.750	.750	1.989	1.981	1.981	04/27/2017	04/26/2019		81,430.00	81,430.00	100.000000	0.00

Run Date: 5/1/2017 10:14:30 AM

Investments Outstanding As Of Date: 4/30/2017

INVESTMENT PORTFOLIO - POSITION DETAIL

Special Projects	Moodys	S&P	CUSIP	Coupon Rate	YIELD	WAL	Durtn	Effect Durtn	Purchase Date	Maturity Date	Call Date	Current Par Value	Current Book Value	Market Price	Unrealized Gain/ (Loss)
DANNY YAHINI			EC1701985	.750	.750	1.989	1.981	1.981	04/27/2017	04/26/2019		90,704.70	90,704.70	100.000000	0.00
Total Count 1104				.494	.494	.732	.730	.730				214,885,054.82	214,885,054.82	100.000000	0.00
Star Ohio	**Moodys**	**S&P**	**CUSIP**	**Coupon Rate**	**YIELD**	**WAL**	**Durtn**	**Effect Durtn**	**Purchase Date**	**Maturity Date**	**Call Date**	**Current Par Value**	**Current Book Value**	**Market Price**	**Unrealized Gain/ (Loss)**
STAR OHIO 10010			10010	1.008	1.008	.003	.003	.003	05/31/2015	05/01/2017		180,404,051.60	180,404,051.60	100.000000	0.00
STAR OHIO 63942			63942	1.008	1.008	.003	.003	.003	05/31/2015	05/01/2017		20,808,240.27	20,808,240.27	100.000000	0.00
STAR OHIO 70933			70933	1.008	1.008	.003	.003	.003	05/31/2015	05/01/2017		10,638.44	10,638.44	100.000000	0.00
Total Count 3				1.008	1.008	.003	.003	.003				201,222,930.31	201,222,930.31	100.000000	0.00
Star Plus (FICA)	**Moodys**	**S&P**	**CUSIP**	**Coupon Rate**	**YIELD**	**WAL**	**Durtn**	**Effect Durtn**	**Purchase Date**	**Maturity Date**	**Call Date**	**Current Par Value**	**Current Book Value**	**Market Price**	**Unrealized Gain/ (Loss)**
STAR OHIO - 10010			PLUS30026	.650	.650	.003	.003	.003	05/31/2015	05/01/2017		50,364,095.26	50,364,095.26	100.000000	0.00
Total Count 1				.650	.650	.003	.003	.003				50,364,095.26	50,364,095.26	100.000000	0.00
U.S. Agency/Instruments	**Moodys**	**S&P**	**CUSIP**	**Coupon Rate**	**YIELD**	**WAL**	**Durtn**	**Effect Durtn**	**Purchase Date**	**Maturity Date**	**Call Date**	**Current Par Value**	**Current Book Value**	**Market Price**	**Unrealized Gain/ (Loss)**
FNMA DEBENTURE			3136G0L33	.900	.900	.427	.427	.427	10/03/2012	10/03/2017		5,000,000.00	5,000,000.00	99.962000	-1,900.00
FHLMC MEDIUM TERM NOT			3134G34W7	1.250	1.096	.753	.747	.747	01/30/2013	01/30/2018		10,000,000.00	10,074,500.00	100.126000	-61,900.00
FFCB DEBENTURE			3133ECDE1	.940	.940	.014	.725	.014	01/22/2013	01/22/2018	05/05/2017	25,000,000.00	25,000,000.00	99.890000	-27,500.00
FFCB DEBENTURE			3133ECMF8	.980	.990	.014	.981	.014	04/24/2013	04/24/2018	05/05/2017	5,000,000.00	4,997,500.00	99.884000	-3,300.00
FFCB DEBENTURE			3133ECMF8	.980	1.001	.014	.981	.014	04/24/2013	04/24/2018	05/05/2017	10,000,000.00	9,990,000.00	99.884000	-1,600.00
FFCB DEBENTURE			3133ECMF8	.980	1.006	.014	.981	.014	04/24/2013	04/24/2018	05/05/2017	5,000,000.00	4,993,750.00	99.884000	450.00
FNMA DEBENTURE			3135G0WN9	1.000	1.000	.249	.998	.249	04/30/2013	04/30/2018	07/30/2017	5,000,000.00	5,000,000.00	99.803000	-9,850.00
FFCB DEBENTURE			3133ECNY6	.950	.976	.014	1.015	.014	05/08/2013	05/08/2018	05/05/2017	10,000,000.00	9,987,500.00	99.825000	-5,000.00
FHLMC DEBENTURE			3134G44N5	.750	.750	.581	.576	.576	05/28/2013	11/28/2017		10,000,000.00	10,000,000.00	99.915000	-8,500.00
FNMA DEBENTURE			3136G1KD0	1.000	1.052	.249	.998	.249	05/14/2013	04/30/2018	07/30/2017	10,000,000.00	9,975,000.00	99.780000	3,000.00
FNMA DEBENTURE			3136G1KD0	1.000	1.021	.249	.998	.249	05/14/2013	04/30/2018	07/30/2017	10,000,000.00	9,990,000.00	99.780000	-12,000.00
FNMA DEBENTURE			3136G02M2	1.180	1.668	.249	1.491	.249	04/22/2014	10/30/2018	07/30/2017	10,000,000.00	9,788,400.00	100.100000	221,600.00
FHLB DEBENTURE			3133782M2	1.500	1.610	1.855	1.833	1.833	06/06/2014	03/08/2019		7,500,000.00	7,462,275.00	100.302000	60,375.00
TVA DEBENTURE			880591EQ1	1.750	1.602	1.460	1.445	1.445	06/23/2014	10/15/2018		10,000,000.00	10,061,300.00	100.671000	5,800.00
FHLB DEBENTURE			313376BR5	1.750	1.541	1.625	1.596	1.596	07/02/2014	12/14/2018		14,890,000.00	15,023,265.50	100.753000	-21,143.80
FHLB DEBENTURE			313378QK0	1.875	1.587	1.855	1.828	1.828	07/14/2014	03/08/2019		10,000,000.00	10,128,500.00	100.950000	-33,500.00
FFCB DEBENTURE			3133EDVK5	1.750	1.597	1.882	1.858	1.858	11/17/2014	03/18/2019		10,000,000.00	10,063,800.00	101.065000	42,700.00
FNMA DEBENTURE			3136G2D20	1.600	1.642	2.753	2.691	2.691	01/30/2015	01/30/2020		25,000,000.00	24,950,000.00	100.747000	236,750.00
FNMA DEBENTURE			3135G0YM9	1.875	1.105	1.386	1.370	1.370	02/06/2015	09/18/2018		20,000,000.00	20,544,400.00	100.873000	-369,800.00
FHLB DEBENTURE			3130A4Q54	.800	.749	.047	.047	.047	03/20/2015	05/17/2017		15,000,000.00	15,016,350.00	100.006000	-15,450.00

Run Date: 5/1/2017 10:14:30 AM

Investments Outstanding As Of Date: 4/30/2017

INVESTMENT PORTFOLIO - POSITION DETAIL

U.S. Agency/Instruments	Moodys	S&P	CUSIP	Coupon Rate	YIELD	WAL	Durtn	Effect Durtn	Purchase Date	Maturity Date	Call Date	Current Par Value	Current Book Value	Market Price	Unrealized Gain/ (Loss)
FNMA DEBENTURE			3135G0ZE6	1.750	1.269	2.140	2.096	2.096	04/08/2015	06/20/2019		10,000,000.00	10,196,100.00	100.761000	-120,000.00
FNMA DEBENTURE			3136G2GR2	1.500	1.500	2.997	2.939	2.939	04/28/2015	04/28/2020		10,000,000.00	10,000,000.00	99.815000	-18,500.00
FHLB DEBENTURE			313378A43	1.375	.956	.858	.855	.855	04/27/2015	03/09/2018		10,000,000.00	10,118,170.00	100.276000	-90,570.00
FHLB DEBENTURE			313379FW4	1.000	.705	.110	.110	.110	05/13/2015	06/09/2017		10,000,000.00	10,060,600.00	100.019000	-58,700.00
FFCB DEBENTURE			3133EEM49	1.600	1.544	2.641	2.580	2.580	05/27/2015	12/20/2019		10,000,000.00	10,024,600.00	100.136000	-11,000.00
FHLB DEBENTURE			3130A5Z85	1.250	1.250	.014	1.232	.014	07/27/2015	07/27/2018	05/05/2017	9,000,000.00	9,000,000.00	100.000000	0.00
FHLB MULTI STEP COUPON			3130A5US6	1.000	1.000	.244	3.193	.244	07/28/2015	07/28/2020	07/28/2017	8,750,000.00	8,750,000.00	99.989000	-962.50
FNMA DEBENTURE			3135G0E33	1.125	1.138	1.222	1.214	1.214	07/24/2015	07/20/2018		10,000,000.00	9,996,200.00	99.914000	-4,800.00
FNMA DEBENTURE			3135G0ZE6	1.750	1.401	2.140	2.096	2.096	08/18/2015	06/20/2019		10,000,000.00	10,129,900.00	100.761000	-53,800.00
FNMA DEBENTURE			3135G0D75	1.500	1.602	3.148	3.067	3.067	08/21/2015	06/22/2020		10,000,000.00	9,952,600.00	99.839000	31,300.00
FHLMC DEBENTURE			3134G3M31	1.000	.816	.411	.411	.411	08/31/2015	09/27/2017		15,000,000.00	15,056,550.00	99.974000	-60,450.00
FHLB DEBENTURE			313383HQ7	1.200	1.090	1.159	1.149	1.149	09/01/2015	06/27/2018		5,600,000.00	5,617,080.00	100.097000	-11,648.00
FFCB DEBENTURE			3133EFBD8	.770	.800	.329	.329	.329	09/09/2015	08/28/2017		10,000,000.00	9,994,200.00	99.946000	400.00
FFCB DEBENTURE			3133EFCN5	1.100	1.172	1.348	1.336	1.336	09/14/2015	09/04/2018		10,000,000.00	9,978,900.00	99.953000	16,400.00
FHLB DEBENTURE			3130A6GD3	1.500	1.500	.405	2.366	.405	09/25/2015	09/25/2019	09/25/2017	11,250,000.00	11,250,000.00	99.954000	-5,175.00
FHLMC DEBENTURE			3137EADG1	1.750	1.400	2.082	2.041	2.041	09/16/2015	05/30/2019		10,000,000.00	10,125,900.00	100.777000	-48,200.00
FHLB DEBENTURE			3130A5Z77	1.830	1.735	3.249	3.154	3.154	09/16/2015	07/29/2020		12,500,000.00	12,555,125.00	100.723000	35,250.00
TVA DEBENTURE			880591EA6	5.500	.751	.216	.216	.216	09/23/2015	07/18/2017		13,474,000.00	14,627,913.36	101.000000	-1,019,173.36
FNMA DEBENTURE			31359MSD6	4.600	.971	1.099	1.065	1.065	09/23/2015	06/05/2018		6,703,000.00	7,349,571.38	103.776000	-393,466.10
FHLB DEBENTURE			3130A6HC4	1.450	1.450	.425	2.386	.424	10/02/2015	10/02/2019	10/02/2017	10,000,000.00	10,000,000.00	99.968000	-3,200.00
FFCB DEBENTURE			3133EE7C8	.750	.745	.290	.290	.290	09/24/2015	08/14/2017		8,516,000.00	8,516,766.44	99.946000	-5,365.08
FNMA DEBENTURE			3135G0ZG1	1.750	1.295	2.370	2.324	2.324	09/29/2015	09/12/2019		10,000,000.00	10,174,700.00	100.703000	-104,400.00
FFCB DEBENTURE			3133EFJE8	1.070	1.070	.014	1.461	.014	10/19/2015	10/19/2018	05/05/2017	15,000,000.00	15,000,000.00	99.637000	-54,450.00
FHLMC DEBENTURE			3134G7V24	.750	.750	.493	.493	.493	10/27/2015	10/27/2017		15,000,000.00	15,000,000.00	99.874000	-18,900.00
FFCB DEBENTURE			3133EFHY6	.650	.660	.455	.454	.454	10/13/2015	10/13/2017		15,000,000.00	14,997,000.00	99.843000	-20,550.00
FHLB DEBENTURE			3130A6LZ8	.625	.707	.490	.490	.490	10/09/2015	10/26/2017		15,000,000.00	14,974,950.00	99.827000	-900.00
FNMA DEBENTURE			3136G2PF8	1.125	1.138	.247	1.489	.246	10/29/2015	10/29/2018	07/29/2017	10,000,000.00	9,996,100.00	99.720000	-24,100.00
FHLB DEBENTURE			313380EC7	.750	.642	.359	.359	.359	10/16/2015	09/08/2017		10,000,000.00	10,020,350.00	99.933000	-27,050.00
FHLB DEBENTURE			313372C36	3.125	.721	.608	.598	.598	10/19/2015	12/08/2017		12,895,000.00	13,550,839.70	101.217000	-498,907.55
FFCB DEBENTURE			3133EFJM0	.930	.936	.014	.950	.014	10/19/2015	04/13/2018	05/05/2017	10,000,000.00	9,998,500.00	99.803000	-18,200.00
FHLB DEBENTURE			313379FW4	1.000	.582	.110	.110	.110	10/20/2015	06/09/2017		15,000,000.00	15,102,000.00	100.019000	-99,150.00
FHLB DEBENTURE			3130A4DP4	1.300	.922	1.326	1.315	1.315	10/20/2015	08/27/2018		5,000,000.00	5,053,100.00	100.095000	-48,350.00
FFCB DEBENTURE			3133EFKL0	.840	.863	.014	.726	.014	10/22/2015	01/22/2018	05/05/2017	10,000,000.00	9,995,000.00	99.811000	-13,900.00

Run Date: 5/1/2017 10:14:30 AM

Investments Outstanding As Of Date: 4/30/2017

INVESTMENT PORTFOLIO - POSITION DETAIL

U.S. Agency/Instruments	Moodys	S&P	CUSIP	Coupon Rate	YIELD	WAL	Durtn	Effect Durtn	Purchase Date	Maturity Date	Call Date	Current Par Value	Current Book Value	Market Price	Unrealized Gain/ (Loss)
TVA DEBENTURE			880591EC2	4.500	.899	.921	.909	.909	10/21/2015	04/01/2018		15,000,000.00	16,302,900.00	103.030000	-848,400.00
FNMA DEBENTURE			3135G0YT4	1.625	.952	1.578	1.551	1.551	10/22/2015	11/27/2018		15,000,000.00	15,307,350.00	100.547000	-225,300.00
FNMA DEBENTURE			3136G2PF8	1.125	1.125	.247	1.489	.246	10/29/2015	10/29/2018	07/29/2017	5,000,000.00	5,000,000.00	99.720000	-14,000.00
FHLB DEBENTURE			3130A6AE7	1.125	.929	1.375	1.364	1.364	10/22/2015	09/14/2018		10,000,000.00	10,055,800.00	99.832000	-72,600.00
FFCB DEBENTURE			3133EE4K3	.720	.588	.225	.225	.225	10/23/2015	07/21/2017		10,000,000.00	10,022,800.00	99.973000	-25,500.00
FNMA DEBENTURE			3135G0G31	1.200	1.200	.247	1.729	.246	10/29/2015	01/29/2019	07/29/2017	10,000,000.00	10,000,000.00	99.700000	-30,000.00
FFCB DEBENTURE			3133EFKM8	.710	.732	.014	.474	.014	10/28/2015	10/20/2017	05/05/2017	15,000,000.00	14,993,550.00	99.840000	-17,550.00
FNMA DEBENTURE			3135G0D75	1.500	1.575	3.148	3.067	3.067	11/03/2015	06/22/2020		7,500,000.00	7,474,875.00	99.839000	13,050.00
FFCB DEBENTURE			3133EFRM1	1.640	1.640	.014	2.529	.014	12/02/2015	12/02/2019	05/05/2017	10,000,000.00	10,000,000.00	99.492000	-50,800.00
FNMA DEBENTURE			3135G0A78	1.625	1.286	2.729	2.666	2.666	02/02/2016	01/21/2020		20,000,000.00	20,261,600.00	100.333000	-195,000.00
FNMA DEBENTURE			3136G2Y27	1.450	1.450	3.321	3.242	3.242	02/24/2016	08/24/2020		10,000,000.00	10,000,000.00	97.968000	-203,200.00
FHLB DEBENTURE			313382ZC0	1.500	1.510	.014	2.964	.014	02/04/2016	05/15/2020	05/05/2017	5,000,000.00	4,997,900.00	99.510000	-22,400.00
FNMA DEBENTURE			3136G2YP6	1.875	1.423	1.827	3.696	1.228	02/26/2016	02/26/2021	02/26/2019	15,000,000.00	15,326,250.00	97.794000	-657,150.00
FFCB DEBENTURE			3133EFZT7	1.400	1.400	.014	2.765	.014	02/24/2016	02/24/2020	05/05/2017	10,000,000.00	10,000,000.00	99.380000	-62,000.00
FNMA DEBENTURE			3136G2YA9	1.400	1.400	.071	2.521	.071	02/26/2016	11/26/2019	05/26/2017	10,000,000.00	10,000,000.00	99.341000	-65,900.00
FNMA DEBENTURE 1.25			3135G0J46	1.250	1.250	.071	1.804	.071	02/26/2016	02/26/2019	05/26/2017	10,000,000.00	10,000,000.00	99.769000	-23,100.00
FFCB DEBENTURE			3133EFC96	1.140	1.174	.014	1.786	.014	02/19/2016	02/19/2019	05/05/2017	10,000,000.00	9,990,000.00	99.443000	-45,700.00
FNMA DEBENTURE			3136G2ZR1	1.200	1.200	2.315	2.284	2.284	02/23/2016	08/23/2019		15,000,000.00	15,000,000.00	99.183000	-122,550.00
FNMA DEBENTURE			3136G2ZG5	1.300	1.300	.071	2.290	.071	02/26/2016	08/26/2019	05/26/2017	15,000,000.00	15,000,000.00	98.864000	-170,400.00
FHLB DEBENTURE			313383HU8	1.750	1.306	3.121	3.028	3.028	02/19/2016	06/12/2020		10,400,000.00	10,592,920.00	100.500000	-140,920.00
TVA DEBENTURE			880591EL2	3.875	1.433	3.800	3.549	3.549	02/19/2016	02/15/2021		15,000,000.00	16,757,550.00	107.772000	-591,750.00
FHLMC MEDIUM TERM NOT			3134G3P53	2.000	1.168	2.444	2.393	2.393	02/22/2016	10/09/2019		10,500,000.00	10,809,750.00	101.240000	-179,550.00
FNMA DEBENTURE			3136G3CU7	1.550	1.550	.126	3.045	.126	03/15/2016	06/15/2020	06/15/2017	15,000,000.00	15,000,000.00	98.672000	-199,200.00
FNMA DEBENTURE			3136G3AQ8	1.320	1.320	.104	2.070	.104	03/07/2016	06/07/2019	06/07/2017	15,000,000.00	15,000,000.00	99.193000	-121,050.00
FNMA DEBENTURE			3136G3DE2	1.550	1.550	.126	3.045	.126	03/15/2016	06/15/2020	06/15/2017	15,000,000.00	15,000,000.00	98.672000	-199,200.00
FHLB DEBENTURE			3130A7JB2	1.450	1.473	3.422	3.342	3.342	03/30/2016	09/30/2020		8,675,000.00	8,666,325.00	98.761000	-98,808.25
FNMA DEBENTURE			3135G0J53	1.000	1.139	1.827	1.807	1.807	03/11/2016	02/26/2019		10,000,000.00	9,959,600.00	99.370000	-22,600.00
FHLMC MEDIUM TERM NOT			3134G8QE2	1.300	1.300	1.912	1.895	1.895	03/29/2016	03/29/2019		5,000,000.00	5,000,000.00	99.946000	-2,700.00
FHLB DEBENTURE			3130A7HV0	1.125	1.145	1.414	1.403	1.403	03/28/2016	09/28/2018		7,500,000.00	7,496,250.00	99.432000	-38,850.00
FFCB DEBENTURE			3133EFR25	1.590	1.569	.014	2.839	.014	03/23/2016	03/23/2020	05/05/2017	9,220,000.00	9,227,376.00	99.775000	-28,121.00
FHLB DEBENTURE			3130A7CV5	1.375	1.491	3.808	3.705	3.705	03/18/2016	02/18/2021		10,000,000.00	9,945,200.00	98.802000	-65,000.00
FHLMC MEDIUM TERM NOT			3134G8RP6	1.500	1.469	2.918	2.861	2.861	03/30/2016	03/30/2020		6,205,000.00	6,212,446.00	99.792000	-20,352.40
FFCB DEBENTURE			3133ECA95	.790	.900	.014	.386	.014	03/28/2016	09/18/2017	05/05/2017	5,000,000.00	4,992,000.00	99.922000	4,100.00

Run Date: 5/1/2017 10:14:30 AM

Investments Outstanding As Of Date: 4/30/2017

INVESTMENT PORTFOLIO - POSITION DETAIL

U.S. Agency/Instruments	Moodys	S&P	CUSIP	Coupon Rate	YIELD	WAL	Durtn	Effect Durtn	Purchase Date	Maturity Date	Call Date	Current Par Value	Current Book Value	Market Price	Unrealized Gain/ (Loss)
FHLMC MEDIUM TERM NOT			3134G8TY5	1.420	1.420	2.918	2.864	2.864	03/30/2016	03/30/2020		10,000,000.00	10,000,000.00	99.248000	-75,200.00
FHLMC MULTI STEP COUPO			3134G8TL3	1.250	1.250	.929	1.913	.802	04/04/2016	04/04/2019	04/04/2018	5,955,000.00	5,955,000.00	99.841000	-9,468.45
FHLMC MEDIUM TERM NOT			3134G8XP9	1.150	1.150	1.989	1.972	1.972	04/26/2016	04/26/2019		5,000,000.00	5,000,000.00	99.482000	-25,900.00
FNMA DEBENTURE			3136G3JJ5	1.360	1.360	.205	2.655	.205	04/14/2016	01/14/2020	07/14/2017	15,000,000.00	15,000,000.00	98.989000	-151,650.00
FHLB DEBENTURE 1.550 10-			3130A7RQ0	1.550	1.566	.014	3.409	.014	04/26/2016	10/26/2020	05/05/2017	5,215,000.00	5,211,349.50	98.898000	-53,818.80
FHLB DEBENTURE 1.350 10-			3130A7QP3	1.350	1.363	.014	2.453	.014	04/25/2016	10/25/2019	05/05/2017	5,000,000.00	4,997,850.00	99.066000	-44,550.00
FHLMC MEDIUM TER 1.200			3134G8YF0	1.200	1.215	2.496	2.465	2.465	04/28/2016	10/28/2019		10,700,000.00	10,694,650.00	99.334000	-65,912.00
FFCB DEBENTURE 1.400 4-1			3133EF2L0	1.400	1.421	.014	2.901	.014	04/20/2016	04/13/2020	05/05/2017	10,000,000.00	9,992,000.00	99.242000	-67,800.00
FHLMC MEDIUM TER 1.000			3134G8XA2	1.000	1.000	1.241	1.234	1.234	04/27/2016	07/27/2018		10,000,000.00	10,000,000.00	99.527000	-47,300.00
FFCB DEBENTURE 1.620 4-2			3133EF4D6	1.620	1.641	.014	3.861	.014	04/21/2016	04/20/2021	05/05/2017	12,500,000.00	12,487,500.00	99.368000	-66,500.00
FFCB ADJUSTABLE .650 5-1			3133EF3C9	.650	.650	.052	.052	.052	04/21/2016	05/19/2017		5,000,000.00	5,000,000.00	99.996000	-200.00
FFCB DEBENTURE 1.600 1-1			3133EF3R6	1.600	1.650	.014	3.610	.014	04/22/2016	01/19/2021	05/05/2017	10,000,000.00	9,977,400.00	98.206000	-156,800.00
FNMA DEBENTURE 1.600 10			3136G3KV6	1.600	1.612	.244	3.412	.244	04/28/2016	10/28/2020	07/28/2017	8,575,000.00	8,570,712.50	98.507000	-123,737.25
FFCB DEBENTURE .850 11-1			3133EF3T2	.850	.990	1.556	1.540	1.540	04/25/2016	11/19/2018		5,000,000.00	4,982,300.00	99.419000	-11,350.00
FHLMC DEBENTURE .750 1-			3137EADN6	.750	.839	.704	.698	.698	04/25/2016	01/12/2018		12,500,000.00	12,481,125.00	99.770000	-9,875.00
FHLB DEBENTURE 1.375 2-1			3130A7CV5	1.375	1.432	3.808	3.706	3.706	04/25/2016	02/18/2021		10,000,000.00	9,973,500.00	98.802000	-93,300.00
FHLB DEBENTURE 1.750 3-1			313382K69	1.750	1.478	3.868	3.748	3.748	04/27/2016	03/12/2021		7,000,000.00	7,089,180.00	99.996000	-89,460.00
FNMA DEBENTURE 1.350 10			3135G0J95	1.350	1.412	.244	2.461	.244	04/28/2016	10/28/2019	07/28/2017	5,000,000.00	4,989,500.00	99.663000	-6,350.00
FHLMC MEDIUM TER 1.150			3134G8TN9	1.150	1.095	1.663	1.644	1.644	05/05/2016	12/28/2018		9,100,000.00	9,112,922.00	99.632000	-46,410.00
FFCB DEBENTURE 1.850 3-2			3133EFR82	1.850	1.742	.014	3.772	.014	05/13/2016	03/23/2021	05/05/2017	10,000,000.00	10,050,000.00	99.618000	-88,200.00
FHLMC DEBENTURE .830 10			3134G7V99	.830	.879	.241	.493	.241	05/24/2016	10/27/2017	07/27/2017	15,000,000.00	14,989,500.00	99.960000	4,500.00
FHLB DEBENTURE 4.625 9-1			3133XD4P3	4.625	1.249	3.370	3.150	3.150	06/24/2016	09/11/2020		5,025,000.00	5,719,103.25	109.676000	-207,884.25
FNMA DEBENTURE 1.150 12			3136G3WU5	1.150	1.150	.167	2.624	.167	06/30/2016	12/30/2019	06/30/2017	6,750,000.00	6,750,000.00	98.737000	-85,252.50
FHLMC MEDIUM TER 1.280			3134G9E78	1.280	1.280	.167	3.351	.167	06/30/2016	09/30/2020	06/30/2017	10,000,000.00	10,000,000.00	97.323000	-267,700.00
FHLMC MEDIUM TER 1.330			3134G9E52	1.330	1.330	.167	3.575	.167	06/30/2016	12/30/2020	06/30/2017	15,000,000.00	15,000,000.00	97.834000	-324,900.00
FNMA DEBENTURE 1.500 7-			3136G3XZ3	1.500	1.500	.244	4.113	.244	07/28/2016	07/28/2021	07/28/2017	15,000,000.00	15,000,000.00	98.478000	-228,300.00
FFCB DEBENTURE 1.140 10-			3133EGJY2	1.140	1.158	.014	2.408	.014	07/08/2016	10/07/2019	05/05/2017	15,000,000.00	14,991,450.00	99.014000	-139,350.00
FNMA MULTI STEP .625 7-2			3136G3D93	1.600	1.600	.222	4.168	.222	07/20/2016	07/20/2021	07/20/2017	15,000,000.00	15,000,000.00	99.538000	-69,300.00
FNMA MULTI STEP 1.625 7-			3136G3D77	1.625	1.625	4.225	4.080	4.080	07/20/2016	07/20/2021		15,000,000.00	15,000,000.00	100.032000	4,800.00
FFCB DEBENTURE 1.375 10-			3133EGMM4	1.375	1.375	.014	3.399	.014	07/19/2016	10/19/2020	05/05/2017	10,000,000.00	10,000,000.00	98.704000	-129,600.00
FFCB DEBENTURE 1.030 4-0			3133EGJW6	1.030	1.067	.014	1.915	.014	07/15/2016	04/05/2019	05/05/2017	7,000,000.00	6,993,000.00	99.399000	-35,070.00
FHLB DEBENTURE 1.300 4-2			3130A8RW5	1.300	1.321	.225	2.927	.225	07/21/2016	04/21/2020	07/21/2017	9,000,000.00	8,993,250.00	98.620000	-117,450.00
FNMA DEBENTURE 1.375 7-			3136G3H73	1.375	1.375	.241	3.171	.241	07/27/2016	07/27/2020	07/27/2017	7,065,000.00	7,065,000.00	97.328000	-188,776.80

Run Date: 5/1/2017 10:14:30 AM

Investments Outstanding As Of Date: 4/30/2017

INVESTMENT PORTFOLIO - POSITION DETAIL

U.S. Agency/Instruments	Moodys	S&P	CUSIP	Coupon Rate	YIELD	WAL	Durtn	Effect Durtn	Purchase Date	Maturity Date	Call Date	Current Par Value	Current Book Value	Market Price	Unrealized Gain/ (Loss)
FFCB DEBENTURE 1.290 7-1			3133EGLF0	1.290	1.337	.014	3.136	.014	07/25/2016	07/13/2020	05/05/2017	8,445,000.00	8,429,799.00	98.601000	-102,944.55
FHLMC MULTI STEP 1.760 8			3134G93E5	1.760	1.760	4.279	4.202	4.202	08/09/2016	08/09/2021		15,000,000.00	15,000,000.00	97.539000	-369,150.00
FHLMC DEBENTURE 1.500 8			3134G94E4	1.500	1.500	.279	4.146	.279	08/10/2016	08/10/2021	08/10/2017	10,000,000.00	10,000,000.00	97.763000	-223,700.00
FFCB DEBENTURE .690 1-11			3133EGKN4	.690	.826	.014	.696	.014	07/28/2016	01/11/2018	05/05/2017	10,000,000.00	9,980,400.00	99.715000	-8,900.00
FNMA DEBENTURE 1.250 7-			3136G3D51	1.250	1.250	.238	2.208	.238	07/29/2016	07/26/2019	07/26/2017	10,000,000.00	10,000,000.00	99.345000	-65,500.00
FFCB DEBENTURE 1.300 4-2			3133EGNF8	1.300	1.306	.014	2.927	.014	08/10/2016	04/21/2020	05/05/2017	11,000,000.00	10,997,800.00	99.052000	-102,080.00
FHLMC MULTI STEP .600 8-			3134GACC6	1.770	1.770	.063	4.255	.063	08/23/2016	08/23/2021	05/23/2017	15,000,000.00	15,000,000.00	97.781000	-332,850.00
FHLB DEBENTURE .875 8-08			3130A8Y80	.875	.913	.274	1.266	.274	08/17/2016	08/08/2018	08/08/2017	10,000,000.00	9,992,500.00	99.592000	-33,300.00
FNMA DEBENTURE 1.200 11			3136G3Y82	1.200	1.267	.066	3.484	.066	08/24/2016	11/24/2020	05/24/2017	10,000,000.00	9,972,500.00	97.441000	-228,400.00
FHLB DEBENTURE 1.250 8-2			3130A8ZX4	1.250	1.250	.014	2.280	.014	08/22/2016	08/22/2019	05/05/2017	10,000,000.00	10,000,000.00	98.947000	-105,300.00
FFCB DEBENTURE 1.400 11-			3133EGQS7	1.400	1.400	.014	3.432	.014	08/18/2016	11/10/2020	05/05/2017	4,695,000.00	4,695,000.00	97.659000	-109,909.95
FNMA DEBENTURE 1.150 8-			3135G0N90	1.150	1.150	.315	2.285	.315	08/23/2016	08/23/2019	08/23/2017	7,500,000.00	7,500,000.00	98.771000	-92,175.00
FHLB DEBENTURE 1.030 5-2			3130A92Y6	1.030	1.030	.329	2.057	.329	08/30/2016	05/28/2019	08/28/2017	10,000,000.00	10,000,000.00	99.013000	-98,700.00
FHLB DEBENTURE .875 8-08			3130A8Y80	.875	.927	.274	1.266	.274	08/25/2016	08/08/2018	08/08/2017	5,000,000.00	4,995,000.00	99.592000	-15,400.00
FHLB MULTI STEP .750 8-24			3130A9B34	1.620	1.620	4.321	4.250	4.250	09/08/2016	08/24/2021		15,000,000.00	15,000,000.00	100.050000	7,500.00
FFCB DEBENTURE 1.030 9-0			3133EGTH8	1.030	1.043	.014	1.342	.014	09/06/2016	09/06/2018	05/05/2017	10,000,000.00	9,997,500.00	99.537000	-43,800.00
FNMA DEBENTURE 1.400 8-			3135G0N66	1.400	1.408	.066	3.245	.066	09/07/2016	08/24/2020	05/24/2017	12,500,000.00	12,496,250.00	98.858000	-139,000.00
FNMA DEBENTURE 1.500 3-			3136G37H2	1.500	1.500	.167	3.814	.167	09/30/2016	03/30/2021	06/30/2017	10,000,000.00	10,000,000.00	97.735000	-226,500.00
FNMA DEBENTURE 1.150 8-			3135G0N90	1.150	1.167	.315	2.285	.315	09/12/2016	08/23/2019	08/23/2017	10,000,000.00	9,995,000.00	98.771000	-117,900.00
FFCB DEBENTURE 1.375 9-0			3133EGTM7	1.375	1.384	.359	3.285	.359	09/12/2016	09/08/2020	09/08/2017	12,500,000.00	12,495,625.00	98.810000	-144,375.00
FHLB MULTI STEP 1.820 9-3			3130A9H53	1.820	1.820	4.422	4.258	4.258	09/30/2016	09/30/2021		15,000,000.00	15,000,000.00	100.972000	145,800.00
FHLB MULTI STEP 2.000 9-2			3130A9H61	2.000	2.000	.164	4.229	.164	09/29/2016	09/29/2021	06/29/2017	15,000,000.00	15,000,000.00	100.054000	8,100.00
FHLMC DEBENTURE .950 1-			3134G92B2	.950	.993	1.249	1.736	.955	09/14/2016	01/30/2019	07/30/2018	15,000,000.00	14,985,000.00	99.319000	-87,150.00
FNMA DEBENTURE 1.430 9-			3136G4AU7	1.430	1.430	.164	3.340	.164	09/29/2016	09/29/2020	06/29/2017	15,000,000.00	15,000,000.00	97.627000	-355,950.00
FNMA DEBENTURE 1.480 3-			3136G4AZ6	1.480	1.480	.164	3.813	.164	09/29/2016	03/29/2021	06/29/2017	10,000,000.00	10,000,000.00	97.696000	-230,400.00
FNMA DEBENTURE 1.300 12			3136G4BE2	1.300	1.300	.167	2.619	.167	09/30/2016	12/30/2019	06/30/2017	15,000,000.00	15,000,000.00	98.646000	-203,100.00
FFCB DEBENTURE 1.160 9-2			3133EGVJ1	1.160	1.186	.408	2.377	.408	09/26/2016	09/26/2019	09/26/2017	10,000,000.00	9,992,500.00	99.162000	-76,300.00
FHLMC MULTI STEP 3.000 1			3134GAPN8	.875	.875	.214	2.393	.214	10/17/2016	10/17/2019	07/17/2017	10,000,000.00	10,000,000.00	99.749000	-25,100.00
FFCB DEBENTURE 1.240 4-0			3133EGXN0	1.240	1.246	.014	2.887	.014	10/06/2016	04/06/2020	05/05/2017	10,000,000.00	9,998,000.00	98.848000	-113,200.00
FNMA DEBENTURE 1.150 9-			3136G4CZ4	1.150	1.150	.167	2.388	.167	09/30/2016	09/30/2019	06/30/2017	10,000,000.00	10,000,000.00	99.054000	-94,600.00
FHLMC MEDIUM TER 1.020			3134GAQM9	1.020	1.020	1.929	1.913	1.913	10/05/2016	04/04/2019		5,500,000.00	5,500,000.00	99.261000	-40,645.00
FFCB DEBENTURE 1.340 10-			3133EGXX8	1.340	1.381	.455	3.384	.454	10/13/2016	10/13/2020	10/13/2017	10,000,000.00	9,984,000.00	97.997000	-184,300.00
FHLB DEBENTURE 1.875 12-			3130A3UQ5	1.875	1.279	3.619	3.488	3.488	10/11/2016	12/11/2020		10,950,000.00	11,214,114.00	100.697000	-187,792.50

Run Date: 5/1/2017 10:14:30 AM

Investments Outstanding As Of Date: 4/30/2017

INVESTMENT PORTFOLIO - POSITION DETAIL

U.S. Agency/Instruments	Moodys	S&P	CUSIP	Coupon Rate	YIELD	WAL	Durtn	Effect Durtn	Purchase Date	Maturity Date	Call Date	Current Par Value	Current Book Value	Market Price	Unrealized Gain/ (Loss)
FHLB DEBENTURE .875 10-0			3130A9AE1	.875	.921	1.422	1.413	1.413	10/11/2016	10/01/2018		10,000,000.00	9,991,000.00	99.458000	-45,200.00
FFCB DEBENTURE 1.330 10-			3133EGZD0	1.330	1.330	.474	3.404	.474	10/20/2016	10/20/2020	10/20/2017	10,000,000.00	10,000,000.00	97.966000	-203,400.00
FNMA DEBENTURE 1.375 10			3135G0Q89	1.375	1.419	4.441	4.315	4.315	10/19/2016	10/07/2021		10,000,000.00	9,979,000.00	98.159000	-163,100.00
FFCB DEBENTURE 1.490 5-0			3133EGC78	1.490	1.519	.014	3.877	.014	11/03/2016	05/03/2021	05/05/2017	10,000,000.00	9,987,500.00	98.227000	-164,800.00
FHLB MULTI STEP 2.000 5-1			3130A9X48	1.000	1.006	.049	3.880	.049	11/18/2016	05/18/2021	05/18/2017	15,000,000.00	14,996,250.00	99.460000	-77,250.00
FHLB MULTI STEP COUPON			3130A9X55	.750	.750	.063	4.481	.063	11/23/2016	11/23/2021	05/23/2017	15,000,000.00	15,000,000.00	99.931000	-10,350.00
FHLB 1 10-27-20			3130A9UH2	1.000	1.000	.493	3.440	.493	11/02/2016	10/27/2020	10/27/2017	5,750,000.00	5,750,000.00	99.384000	-35,420.00
FFCB DEBENTURE 1.350 11-			3133EGC29	1.350	1.359	.510	3.413	.361	11/04/2016	11/02/2020	11/02/2017	10,000,000.00	9,996,500.00	98.716000	-124,900.00
FHLB MULTI STEP COUPON			3130A9Y21	1.000	1.000	.071	4.462	.071	11/30/2016	11/26/2021	05/26/2017	10,000,000.00	10,000,000.00	99.350000	-65,000.00
FHLB MULTI STEP COUPON			3130AA2U1	1.000	1.004	.584	4.470	.455	11/29/2016	11/29/2021	11/29/2017	15,000,000.00	14,997,000.00	99.843000	-20,550.00
FHLMC DEBENTURE			3134GAZA5	2.000	2.000	.121	4.402	.120	12/13/2016	12/13/2021	06/13/2017	10,000,000.00	10,000,000.00	99.845000	-15,500.00
FNMA DEBENTURE			3135G0Q89	1.375	1.940	4.441	4.313	4.313	11/25/2016	10/07/2021		5,000,000.00	4,869,375.00	98.159000	38,575.00
FHLB 1 7-8 11-29-21			3130AABG2	1.875	2.013	4.586	4.377	4.377	12/02/2016	11/29/2021		5,000,000.00	4,967,300.00	100.212000	43,300.00
FNMA 1 1-4 05-06-21			3135G0K69	1.250	1.812	4.019	3.906	3.906	12/05/2016	05/06/2021		10,000,000.00	9,762,300.00	98.172000	54,900.00
FFCB 0.65 09-08-17			3133EGE50	.650	.832	.359	.359	.359	12/20/2016	09/08/2017		10,000,000.00	9,987,000.00	99.898000	2,800.00
FFCB 1.49 05-03-21			3133EGC78	1.490	1.971	.014	3.876	.014	01/05/2017	05/03/2021	05/05/2017	10,280,000.00	10,075,839.20	98.227000	21,896.40
FHLMC 2 1-4 01-27-22			3134GAL85	2.250	2.250	.241	4.499	.241	01/27/2017	01/27/2022	07/27/2017	10,000,000.00	10,000,000.00	100.007000	700.00
FHLB 1 01-27-22 0005			3130AAMH8	1.000	1.000	.241	4.631	.241	01/27/2017	01/27/2022	07/27/2017	7,500,000.00	7,500,000.00	99.914000	-6,450.00
FFCB 1.55 05-17-21			3133EGAH8	1.550	1.852	.047	3.910	.047	01/18/2017	05/17/2021	05/17/2017	10,000,000.00	9,875,000.00	98.787000	3,700.00
FFCB 2.03 04-19-21			3133EG3W3	2.030	2.030	.014	3.832	.014	01/19/2017	04/19/2021	05/05/2017	10,500,000.00	10,500,000.00	100.000000	0.00
FHLMC 0 5-8 11-16-18			3134GAVU5	.625	.642	.044	1.535	.044	01/20/2017	11/16/2018	05/16/2017	10,000,000.00	9,997,000.00	99.992000	2,200.00
FHLBDN 0 07-19-17			313385JH0	.000	.632	.219	.219	.219	01/23/2017	07/19/2017		50,000,000.00	49,845,125.00	99.816000	62,875.00
FHDN 06-02-17			313385GJ9	.000	.551	.090	.090	.090	01/24/2017	06/02/2017		50,000,000.00	49,901,458.33	99.930000	63,541.67
FHLB 0 7-8 02-10-22			3130AAQF8	.875	.875	.279	4.681	.279	02/10/2017	02/10/2022	08/10/2017	15,000,000.00	15,000,000.00	99.987000	-1,950.00
FHDN 0 09-08-17			313385LL8	.000	.643	.359	.359	.359	01/25/2017	09/08/2017		50,000,000.00	49,799,111.11	99.675000	38,388.89
FHDN 9-8-17			313385LL8	.000	.643	.359	.359	.359	01/25/2017	09/08/2017		50,000,000.00	49,799,111.11	99.675000	38,388.89
FHDN 0 09-08-17			313385LL8	.000	.643	.359	.359	.359	01/25/2017	09/08/2017		50,000,000.00	49,799,111.11	99.675000	38,388.89
FHDN 0 07-14-17			313385JC1	.000	.551	.205	.205	.205	01/25/2017	07/14/2017		50,000,000.00	49,870,138.89	99.827000	43,361.11
FHDN 7-14-17			313385JC1	.000	.551	.205	.205	.205	01/25/2017	07/14/2017		50,000,000.00	49,870,138.89	99.827000	43,361.11
FNMA 1 04-30-18			3136G1KD0	1.000	1.016	.249	.998	.249	02/03/2017	04/30/2018	07/30/2017	15,000,000.00	14,997,000.00	99.780000	-30,000.00
FFCB 2.1 05-24-21			3133EHAG8	2.100	2.100	.066	3.884	.066	02/24/2017	05/24/2021	05/24/2017	10,000,000.00	10,000,000.00	100.034000	3,400.00
FHLMC 1 1-2 02-28-22 0000			3134GA4G6	1.500	1.525	.329	4.669	.329	02/28/2017	02/28/2022	08/28/2017	10,000,000.00	9,988,000.00	99.959000	7,900.00
FFCB 1.94 02-09-21			3133EG6N0	1.940	2.006	.781	3.643	.609	02/16/2017	02/09/2021	02/09/2018	10,000,000.00	9,975,000.00	100.003000	25,300.00

Run Date: 5/1/2017 10:14:30 AM

Investments Outstanding As Of Date: 4/30/2017

INVESTMENT PORTFOLIO - POSITION DETAIL

U.S. Agency/Instruments	Moodys	S&P	CUSIP	Coupon Rate	YIELD	WAL	Durtn	Effect Durtn	Purchase Date	Maturity Date	Call Date	Current Par Value	Current Book Value	Market Price	Unrealized Gain/ (Loss)
FHDN 0 09-21-17			313385LZ7	.000	.683	.395	.394	.394	02/16/2017	09/21/2017		50,000,000.00	49,795,055.56	99.643000	26,444.44
FHDN 0 9-21-17			313385LZ7	.000	.683	.395	.394	.394	02/16/2017	09/21/2017		42,147,000.00	41,974,244.13	99.643000	22,291.08
FHDN 0 09-15-17			313385LT1	.000	.683	.378	.378	.378	02/16/2017	09/15/2017		50,000,000.00	49,800,722.22	99.658000	28,277.78
FHLB 1 1-4 02-28-22			3130AAUY2	1.250	1.250	.833	4.696	.694	02/28/2017	02/28/2022	02/28/2018	10,000,000.00	10,000,000.00	99.929000	-7,100.00
FHLB 1 03-08-22			3130AAVE5	1.000	1.031	.359	4.745	.359	03/08/2017	03/08/2022	09/08/2017	15,000,000.00	14,977,500.00	99.792000	-8,700.00
FHLMC 0 3-4 03-09-22			3134GBAC6	.750	.750	.110	4.770	.110	03/09/2017	03/09/2022	06/09/2017	15,000,000.00	15,000,000.00	99.966000	-5,100.00
FHLB 1 03-02-18			3130AAW95	1.000	1.000	.838	.836	.836	03/03/2017	03/02/2018		25,000,000.00	25,000,000.00	99.924000	-19,000.00
FHLMC 2.4 03-29-22			3134GBBW1	2.400	2.400	.416	4.655	.416	03/29/2017	03/29/2022	09/29/2017	10,000,000.00	10,000,000.00	100.081000	8,100.00
FHDN 0 05-19-17			313385FU5	.000	.693	.052	.052	.052	03/06/2017	05/19/2017		48,200,000.00	48,131,388.64	99.963000	50,777.36
FHLMC 2 1-4 12-29-21			3134GBBE1	2.250	2.253	.416	4.445	.416	03/29/2017	12/29/2021	09/29/2017	4,570,000.00	4,569,543.00	100.018000	1,279.60
FHLMC 2 1-4 12-29-21			3134GBBE1	2.250	2.253	.416	4.445	.416	03/29/2017	12/29/2021	09/29/2017	2,930,000.00	2,929,707.00	100.018000	820.40
FHDN 0 05-19-17			313385FU5	.000	.761	.052	.052	.052	03/27/2017	05/19/2017		50,000,000.00	49,944,055.56	99.963000	37,444.44
FHDN 0 05-19-17			313385FU5	.000	.761	.052	.052	.052	03/27/2017	05/19/2017		50,000,000.00	49,944,055.56	99.963000	37,444.44
FHLB 0.76 05-05-17			3130A7JL0	.760	.760	.014	.014	.014	03/29/2017	05/05/2017		20,870,000.00	20,870,000.00	100.000000	0.00
FHDN 0 05-19-17			313385FU5	.000	.761	.052	.052	.052	03/29/2017	05/19/2017		50,000,000.00	49,946,166.67	99.963000	35,333.33
FHLMC 1.1 04-27-22			3134GBGJ5	1.100	1.100	.493	4.870	.493	04/27/2017	04/27/2022	10/27/2017	15,000,000.00	15,000,000.00	99.954000	-6,900.00
FFCB ADJUSTABLE RATE BO			3133EHGF4	1.200	1.200	.951	.950	.950	04/20/2017	04/12/2018		5,000,000.00	5,000,000.00	100.000000	0.00
FHDN 06-16-17			313385GY6	.000	.771	.129	.129	.129	04/21/2017	06/16/2017		50,000,000.00	49,940,111.11	99.899000	9,388.89
FHDN 06-06-17			313385GY6	.000	.771	.129	.129	.129	04/21/2017	06/16/2017		30,000,000.00	29,964,066.67	99.899000	5,633.33
FHDN 07-21-17			313385JK3	.000	.852	.225	.225	.225	04/21/2017	07/21/2017		50,000,000.00	49,892,569.44	99.811000	12,930.56
FHLBDN 0 08-24-17			313385KV7	.000	.862	.318	.318	.318	04/25/2017	08/24/2017		50,000,000.00	49,855,472.22	99.725000	7,027.78
FFCB 2.05 01-24-22			3133EHGM9	2.050	2.070	.233	4.628	.233	04/25/2017	01/24/2022	07/24/2017	6,800,000.00	6,793,948.00	99.876000	-2,380.00
FHDN 0 06-15-17			313385GX8	.000	.751	.126	.126	.126	04/25/2017	06/15/2017		50,000,000.00	49,946,875.00	99.901000	3,625.00
FHDN 6-15-17			313385GX8	.000	.751	.126	.126	.126	04/25/2017	06/15/2017		50,000,000.00	49,946,875.00	99.901000	3,625.00
FHLB 06-05-17			313385GM2	.000	.756	.099	.099	.099	04/25/2017	06/05/2017		50,000,000.00	49,957,006.94	99.923000	4,493.06
FHLB 06-05-17			313385GM2	.000	.756	.099	.099	.099	04/25/2017	06/05/2017		50,000,000.00	49,957,006.95	99.923000	4,493.05
FFCB 2.19 10-05-21			3133EHEK5	2.190	2.190	.181	4.240	.181	04/26/2017	10/05/2021	07/05/2017	6,560,000.00	6,560,000.00	99.984000	-1,049.60
Total Count 212				.925	1.066	.679	1.666	.660				3,091,660,000.00	3,097,660,606.94	99.725391	-14,490,568.19
U.S. Government	Moodys	S&P	CUSIP	Coupon Rate	YIELD	WAL	Durtn	Effect Durtn	Purchase Date	Maturity Date	Call Date	Current Par Value	Current Book Value	Market Price	Unrealized Gain/ (Loss)
US TREASURY NOTE			912828TS9	.625	.596	.419	.419	.419	04/26/2013	09/30/2017		25,000,000.00	25,031,250.00	99.844000	-70,250.00
US TREASURY NOTE			912828UZ1	.625	.673	1.000	.998	.998	04/30/2013	04/30/2018		25,000,000.00	24,941,406.25	99.484000	-70,406.25
US TREASURY NOTE			912828UA6	.625	.583	.586	.582	.582	05/01/2013	11/30/2017		50,000,000.00	50,093,750.00	99.750000	-218,750.00

Run Date: 5/1/2017 10:14:30 AM

Investments Outstanding As Of Date: 4/30/2017

INVESTMENT PORTFOLIO - POSITION DETAIL

U.S. Government	Moodys	S&P	CUSIP	Coupon Rate	YIELD	WAL	Durtn	Effect Durtn	Purchase Date	Maturity Date	Call Date	Current Par Value	Current Book Value	Market Price	Unrealized Gain/ (Loss)
US TREASURY NOTE			912828UZ1	.625	.671	1.000	.998	.998	05/01/2013	04/30/2018		50,000,000.00	49,886,718.75	99.484000	-144,718.75
US TREASURY NOTE			912828UJ7	.875	.592	.756	.748	.748	05/03/2013	01/31/2018		50,000,000.00	50,660,156.25	99.852000	-734,156.25
US TREASURY NOTE			912828TB6	.750	.486	.167	.167	.167	05/03/2013	06/30/2017		50,000,000.00	50,542,968.75	100.000000	-542,968.75
US TREASURY NOTE			912828UZ1	.625	.682	1.000	.998	.998	05/06/2013	04/30/2018		10,000,000.00	9,971,875.00	99.484000	-23,475.00
US TREASURY NOTE			912828A34	1.250	1.360	1.586	1.565	1.565	12/02/2013	11/30/2018		5,000,000.00	4,973,437.50	100.043000	28,712.50
US TREASURY NOTE			912828A34	1.250	1.341	1.586	1.565	1.565	12/02/2013	11/30/2018		5,000,000.00	4,978,125.00	100.043000	24,025.00
US TREASURY NOTE			912828RH5	1.375	1.594	1.419	1.406	1.406	12/24/2013	09/30/2018		25,000,000.00	24,750,000.00	100.231000	307,750.00
US TREASURY NOTE			912828C24	1.500	1.546	1.833	1.811	1.811	03/17/2014	02/28/2019		25,000,000.00	24,945,312.50	100.438000	164,187.50
US TREASURY NOTE			912828WS5	1.625	1.674	2.167	2.127	2.127	07/15/2014	06/30/2019		25,000,000.00	24,942,382.81	100.680000	227,617.19
US TREASURY NOTE			912828RE2	1.500	1.341	1.337	1.322	1.322	08/15/2014	08/31/2018		25,000,000.00	25,156,250.00	100.395000	-57,500.00
US TREASURY NOTE			912828F39	1.750	1.448	2.419	2.374	2.374	10/15/2014	09/30/2019		25,000,000.00	25,359,375.00	100.969000	-117,125.00
US TREASURY NOTE			912828A34	1.250	1.213	1.586	1.565	1.565	10/21/2014	11/30/2018		10,000,000.00	10,014,843.75	100.043000	-10,543.75
US TREASURY NOTE			912828G95	1.625	1.282	2.671	2.607	2.607	01/15/2015	12/31/2019		40,000,000.00	40,656,250.00	100.613000	-411,050.00
US TREASURY NOTE			912828H52	1.250	1.205	2.756	2.704	2.704	02/03/2015	01/31/2020		10,000,000.00	10,021,875.00	99.559000	-65,975.00
US TREASURY NOTE			912828TN0	1.000	1.157	2.337	2.309	2.309	02/03/2015	08/31/2019		25,000,000.00	24,826,171.88	99.246000	-14,671.88
US TREASURY NOTE			912828H52	1.250	1.247	2.756	2.704	2.704	02/04/2015	01/31/2020		10,000,000.00	10,001,562.50	99.559000	-45,662.50
US TREASURY NOTE			912828UB4	1.000	1.311	2.586	2.546	2.546	04/08/2015	11/30/2019		10,000,000.00	9,860,156.25	99.074000	47,243.75
US TREASURY NOTE			912828SD3	1.250	1.081	1.756	1.731	1.731	04/17/2015	01/31/2019		25,000,000.00	25,156,250.00	100.012000	-153,250.00
US TREASURY NOTE			912828K58	1.375	1.435	3.003	2.949	2.949	04/30/2015	04/30/2020		5,000,000.00	4,985,546.88	99.727000	803.12
US TREASURY NOTE			912828K58	1.375	1.401	3.003	2.949	2.949	04/30/2015	04/30/2020		5,000,000.00	4,993,750.00	99.727000	-7,400.00
US TREASURY NOTE			912828J84	1.375	1.461	2.921	2.866	2.866	05/04/2015	03/31/2020		10,000,000.00	9,959,375.00	99.785000	19,125.00
US TREASURY NOTE			912828J50	1.375	1.550	2.836	2.785	2.785	05/11/2015	02/29/2020		10,000,000.00	9,919,215.80	99.832000	63,984.20
US TREASURY NOTE			912828TV2	1.250	1.410	2.504	2.469	2.469	05/19/2015	10/31/2019		15,000,000.00	14,896,875.00	99.727000	62,175.00
US TREASURY NOTE			912828D23	1.625	1.299	2.000	1.976	1.976	05/27/2015	04/30/2019		15,000,000.00	15,186,328.13	100.688000	-83,128.13
US TREASURY NOTE			912828XE5	1.500	1.596	3.088	3.006	3.006	06/03/2015	05/31/2020		10,000,000.00	9,953,906.25	100.023000	48,393.75
US TREASURY NOTE			912828TH3	.875	1.484	2.252	2.228	2.228	06/04/2015	07/31/2019		15,000,000.00	14,633,203.13	99.039000	222,646.87
US TREASURY NOTE			912828J50	1.375	1.698	2.836	2.785	2.785	06/10/2015	02/29/2020		15,000,000.00	14,780,859.38	99.832000	193,940.62
US TREASURY NOTE			912828XE5	1.500	1.673	3.088	3.006	3.006	07/02/2015	05/31/2020		10,000,000.00	9,918,750.00	100.023000	83,550.00
US TREASURY NOTE			912828C65	1.625	1.320	1.918	1.893	1.893	07/13/2015	03/31/2019		15,000,000.00	15,165,234.38	100.684000	-62,634.38
US TREASURY NOTE			912828VA5	1.125	1.687	3.003	2.958	2.958	07/21/2015	04/30/2020		10,000,000.00	9,742,968.75	99.008000	157,831.25
US TREASURY NOTE			912828UE8	.750	.760	.671	.665	.665	08/25/2015	12/31/2017		15,000,000.00	14,996,484.38	99.797000	-26,934.38
US TREASURY NOTE			912828WL0	1.500	1.214	2.085	2.047	2.047	08/26/2015	05/31/2019		25,000,000.00	25,261,718.75	100.441000	-151,468.75
US TREASURY NOTE			912828UV0	1.125	1.428	2.921	2.875	2.875	08/26/2015	03/31/2020		10,000,000.00	9,865,625.00	99.106000	44,975.00

Run Date: 5/1/2017 10:14:30 AM

Investments Outstanding As Of Date: 4/30/2017

INVESTMENT PORTFOLIO - POSITION DETAIL

U.S. Government	Moodys	S&P	CUSIP	Coupon Rate	YIELD	WAL	Durtn	Effect Durtn	Purchase Date	Maturity Date	Call Date	Current Par Value	Current Book Value	Market Price	Unrealized Gain/ (Loss)
US TREASURY NOTE			912828RY8	1.375	1.177	1.671	1.646	1.646	09/01/2015	12/31/2018		25,000,000.00	25,161,132.81	100.219000	-106,382.81
US TREASURY NOTE			912828VJ6	1.875	1.515	3.170	3.071	3.071	09/09/2015	06/30/2020		25,000,000.00	25,416,015.63	101.176000	-122,015.63
US TREASURY NOTE			912828WD8	1.250	1.058	1.504	1.491	1.491	09/15/2015	10/31/2018		20,000,000.00	20,117,968.75	100.059000	-106,168.75
US TREASURY NOTE			912828UR9	.750	.763	.833	.831	.831	10/08/2015	02/28/2018		15,000,000.00	14,995,312.50	99.703000	-39,862.50
US TREASURY NOTE			912828VV9	2.125	1.389	3.340	3.226	3.226	10/29/2015	08/31/2020		10,000,000.00	10,342,968.75	101.848000	-158,168.75
US TREASURY NOTE			912828XK1	.875	.976	1.208	1.202	1.202	10/30/2015	07/15/2018		15,000,000.00	14,959,570.31	99.633000	-14,620.31
US TREASURY NOTE			912828VP2	2.000	1.520	3.255	3.149	3.149	11/02/2015	07/31/2020		15,000,000.00	15,328,125.00	101.492000	-104,325.00
US TREASURY NOTE			912828L65	1.375	1.569	3.422	3.345	3.345	11/04/2015	09/30/2020		15,000,000.00	14,862,890.62	99.356000	40,509.38
US TREASURY NOTE			912828VV9	2.125	1.654	3.340	3.226	3.226	11/06/2015	08/31/2020		10,000,000.00	10,217,187.50	101.848000	-32,387.50
US TREASURY NOTE			912828L65	1.375	1.743	3.422	3.345	3.345	11/09/2015	09/30/2020		10,000,000.00	9,828,125.00	99.356000	107,475.00
US TREASURY NOTE			912828L40	1.000	1.147	1.378	1.368	1.368	12/15/2015	09/15/2018		15,000,000.00	14,940,234.38	99.707000	15,815.62
US TREASURY NOTE			912828VP2	2.000	1.680	3.255	3.148	3.148	12/16/2015	07/31/2020		5,000,000.00	5,070,872.90	101.492000	3,727.10
US TREASURY NOTE			912828C65	1.625	1.370	1.918	1.893	1.893	12/22/2015	03/31/2019		10,000,000.00	10,081,250.00	100.684000	-12,850.00
US TREASURY NOTE			912828N22	1.250	1.277	1.627	1.606	1.606	12/22/2015	12/15/2018		10,000,000.00	9,992,187.50	100.031000	10,912.50
US TREASURY NOTE			912828N89	1.375	1.033	3.759	3.656	3.656	02/12/2016	01/31/2021		10,000,000.00	10,165,161.80	99.020000	-263,161.80
US TREASURY NOTE			912828ST8	1.250	.875	2.000	1.982	1.982	02/25/2016	04/30/2019		10,000,000.00	10,117,187.50	99.957000	-121,487.50
US TREASURY NOTE			912828L99	1.375	1.244	3.507	3.429	3.429	02/29/2016	10/31/2020		15,000,000.00	15,089,062.50	99.270000	-198,562.50
US TREASURY NOTE			912828A42	2.000	1.417	3.589	3.449	3.449	03/11/2016	11/30/2020		15,000,000.00	15,397,851.56	101.367000	-192,801.56
US TREASURY NOTE			912828TR1	1.000	1.244	2.419	2.392	2.392	03/15/2016	09/30/2019		10,000,000.00	9,915,625.00	99.199000	4,275.00
US TREASURY NOTE			912828N48	1.750	1.501	3.674	3.548	3.548	03/16/2016	12/31/2020		15,000,000.00	15,171,900.00	100.445000	-105,150.00
US TREASURY NOTE			912828Q37	1.250	1.256	3.921	3.831	3.831	04/01/2016	03/31/2021		15,000,000.00	14,995,312.50	98.398000	-235,612.50
US TREASURY NOTE 1.125 1			912828UF5	1.125	1.151	2.671	2.625	2.625	04/25/2016	12/31/2019		10,000,000.00	9,990,625.00	99.320000	-58,625.00
US TREASURY NOTE 1.125 3			912828UV0	1.125	1.141	2.921	2.875	2.875	05/02/2016	03/31/2020		10,000,000.00	9,993,750.00	99.106000	-83,150.00
US TREASURY NOTE 1.375 4			912828Q78	1.375	1.251	4.003	3.906	3.906	05/16/2016	04/30/2021		15,000,000.00	15,089,062.50	98.793000	-270,112.50
US TREASURY NOTE 1.250 3			912828Q37	1.250	1.333	3.921	3.831	3.831	05/19/2016	03/31/2021		10,000,000.00	9,960,937.50	98.398000	-121,137.50
US TREASURY NOTE 1.750 1			912828N48	1.750	1.341	3.674	3.548	3.548	05/19/2016	12/31/2020		15,000,000.00	15,273,600.00	100.445000	-206,850.00
US TREASURY NOTE 1.125 4			912828VA5	1.125	1.247	3.003	2.958	2.958	05/19/2016	04/30/2020		10,000,000.00	9,953,125.00	99.008000	-52,325.00
US TREASURY NOTE 1.125 2			912828P87	1.125	1.395	3.836	3.755	3.755	05/25/2016	02/28/2021		15,000,000.00	14,813,671.88	98.027000	-109,621.88
US TREASURY NOTE .500 7-			912828TG5	.500	.786	.252	.252	.252	05/26/2016	07/31/2017		20,000,000.00	19,932,812.50	99.906000	48,387.50
US TREASURY NOTE .875 5-			912828R51	.875	.733	1.085	1.077	1.077	06/23/2016	05/31/2018		15,000,000.00	15,041,015.63	99.699000	-86,165.63
US TREASURY NOTE 1.375 5			912828R77	1.375	1.218	4.088	3.963	3.963	06/24/2016	05/31/2021		15,000,000.00	15,112,500.00	98.711000	-305,850.00
US TREASURY NOTE .875 3-			912828Q45	.875	.571	.918	.914	.914	06/28/2016	03/31/2018		20,000,000.00	20,106,250.00	99.773000	-151,650.00
US TREASURY NOTE 1.125 6			912828S27	1.125	.956	4.170	4.068	4.068	07/08/2016	06/30/2021		15,000,000.00	15,123,046.88	97.613000	-481,096.88

Run Date: 5/1/2017 10:14:30 AM

Investments Outstanding As Of Date: 4/30/2017

INVESTMENT PORTFOLIO - POSITION DETAIL

U.S. Government	Moodys	S&P	CUSIP	Coupon Rate	YIELD	WAL	Durtn	Effect Durtn	Purchase Date	Maturity Date	Call Date	Current Par Value	Current Book Value	Market Price	Unrealized Gain/ (Loss)
US TREASURY NOTE .875 10			912828F54	.875	.579	.460	.460	.460	07/11/2016	10/15/2017		20,000,000.00	20,074,218.75	99.969000	-80,418.75
US TREASURY NOTE .625 8-			912828TM2	.625	.583	.337	.337	.337	07/13/2016	08/31/2017		20,000,000.00	20,009,375.00	99.887000	-31,975.00
US TREASURY NOTE 1.625 1			912828M98	1.625	1.061	3.589	3.474	3.474	07/25/2016	11/30/2020		20,000,000.00	20,478,125.00	100.070000	-464,125.00
US TREASURY NOTE 1.375 7			912828VQ0	1.375	.752	1.252	1.240	1.240	07/26/2016	07/31/2018		20,000,000.00	20,248,437.50	100.227000	-203,037.50
US TREASURY NOTE .750 7-			912828S43	.750	.762	2.208	2.190	2.190	08/05/2016	07/15/2019		15,000,000.00	14,994,726.56	98.773000	-178,776.56
US TREASURY NOTE 1.125 7			912828S76	1.125	1.131	4.255	4.151	4.151	08/09/2016	07/31/2021		15,000,000.00	14,995,898.44	97.508000	-369,698.44
US TREASURY NOTE .875 10			912828L81	.875	.783	1.460	1.452	1.452	08/18/2016	10/15/2018		25,000,000.00	25,048,828.13	99.520000	-168,828.13
US TREASURY NOTE .750 2-			912828P53	.750	.827	1.797	1.780	1.780	08/26/2016	02/15/2019		15,000,000.00	14,971,875.00	99.117000	-104,325.00
US TREASURY NOTE .875 6-			912828R85	.875	.927	2.126	2.103	2.103	08/30/2016	06/15/2019		15,000,000.00	14,978,320.31	99.113000	-111,370.31
US TREASURY NOTE 1.125 8			9128282F6	1.125	1.219	4.340	4.234	4.234	09/13/2016	08/31/2021		15,000,000.00	14,932,031.25	97.422000	-318,731.25
US TREASURY NOTE 1.125 9			912828T34	1.125	1.193	4.422	4.317	4.317	10/05/2016	09/30/2021		15,000,000.00	14,950,781.25	97.289000	-357,431.25
US TREASURY NOTE 1.000 1			912828UB4	1.000	.986	2.586	2.546	2.546	10/06/2016	11/30/2019		15,000,000.00	15,006,445.31	99.074000	-145,345.31
US TREASURY NOTE .750 2-			912828P53	.750	.918	1.797	1.780	1.780	10/06/2016	02/15/2019		10,000,000.00	9,960,937.50	99.117000	-49,237.50
US TREASURY NOTE 1.125 9			912828T34	1.125	1.263	4.422	4.317	4.317	10/07/2016	09/30/2021		10,000,000.00	9,933,593.75	97.289000	-204,693.75
US TREASURY NOTE 1.125 6			912828S27	1.125	1.291	4.170	4.067	4.067	10/11/2016	06/30/2021		15,000,000.00	14,886,328.13	97.613000	-244,378.13
US TREASURY NOTE 1.250 3			912828Q37	1.250	1.309	3.921	3.831	3.831	10/13/2016	03/31/2021		15,000,000.00	14,961,914.06	98.398000	-202,214.06
US TREASURY NOTE 1.250 1			912828T67	1.250	1.316	4.507	4.390	4.390	10/31/2016	10/31/2021		10,000,000.00	9,967,968.75	97.750000	-192,968.75
US TREASURY NOTE 1.375 8			912828L32	1.375	1.230	3.340	3.263	3.263	10/31/2016	08/31/2020		15,000,000.00	15,080,859.38	99.434000	-165,759.38
US TREASURY NOTE .875 4-			912828Q52	.875	.975	1.959	1.945	1.945	10/31/2016	04/15/2019		10,000,000.00	9,975,781.25	99.238000	-51,981.25
US TREASURY NOTE 1.000 1			912828T59	1.000	.984	2.460	2.434	2.434	11/09/2016	10/15/2019		10,000,000.00	10,004,687.50	99.160000	-88,687.50
US TREASURY NOTE .875 9-			9128282G4	.875	1.026	2.378	2.353	2.353	11/10/2016	09/15/2019		10,000,000.00	9,957,812.50	98.926000	-65,212.50
US TREASURY NOTE 1.250 1			912828T67	1.250	1.483	4.507	4.389	4.389	11/10/2016	10/31/2021		10,000,000.00	9,888,671.88	97.750000	-113,671.88
US TREASURY BILL .598 5-1			912796KZ1	.598	.599	.049	.049	.049	11/17/2016	05/18/2017		50,000,000.00	49,848,965.28	99.968000	135,034.72
US TREASURY BILL .598 5-1			912796KZ1	.598	.599	.049	.049	.049	11/17/2016	05/18/2017		50,000,000.00	49,848,965.28	99.968000	135,034.72
US TREASURY NOTE 1.250 2			912828UQ1	1.250	1.363	2.836	2.790	2.790	11/18/2016	02/29/2020		15,000,000.00	14,945,507.81	99.508000	-19,307.81
US TREASURY NOTE			912828VF4	1.375	1.479	3.088	3.012	3.012	11/21/2016	05/31/2020		15,000,000.00	14,946,679.69	99.660000	2,320.31
US TREASURY NOTE			912828U65	1.750	1.797	4.589	4.388	4.388	11/30/2016	11/30/2021		10,000,000.00	9,977,734.38	99.891000	11,365.62
US TREASURY BILL			912796KU2	.585	.576	.011	.011	.011	11/23/2016	05/04/2017		50,000,000.00	49,870,625.00	99.995000	126,875.00
US TREASURY BILL			912796KU2	.585	.576	.011	.011	.011	11/23/2016	05/04/2017		50,000,000.00	49,870,625.00	99.995000	126,875.00
US TREASURY BILL			912796KZ1	.590	.582	.049	.049	.049	11/23/2016	05/18/2017		50,000,000.00	49,858,222.22	99.968000	125,777.78
US TREASURY BILL			912796KZ1	.590	.582	.049	.049	.049	11/23/2016	05/18/2017		50,000,000.00	49,858,222.22	99.968000	125,777.78
T 1 3-4 11-30-21			912828U65	1.750	1.885	4.589	4.392	4.392	12/02/2016	11/30/2021		10,000,000.00	9,935,937.50	99.891000	53,162.50
T 1 3-8 03-31-20			912828J84	1.375	1.475	2.921	2.866	2.866	12/12/2016	03/31/2020		10,000,000.00	9,967,968.75	99.785000	10,531.25

Run Date: 5/1/2017 10:14:30 AM

Investments Outstanding As Of Date: 4/30/2017

INVESTMENT PORTFOLIO - POSITION DETAIL

U.S. Government	Moodys	S&P	CUSIP	Coupon Rate	YIELD	WAL	Durtn	Effect Durtn	Purchase Date	Maturity Date	Call Date	Current Par Value	Current Book Value	Market Price	Unrealized Gain/ (Loss)
T 1 1-8 02-28-21			912828P87	1.125	1.752	3.836	3.755	3.755	12/12/2016	02/28/2021		15,000,000.00	14,619,140.63	98.027000	84,909.37
T 1 1-4 10-31-21			912828T67	1.250	2.069	4.507	4.387	4.387	12/19/2016	10/31/2021		10,000,000.00	9,622,656.25	97.750000	152,343.75
B 05-25-17			912796JT7	.000	.619	.068	.068	.068	12/16/2016	05/25/2017		50,000,000.00	49,862,777.78	99.955000	114,722.22
B 05-25-17			912796JT7	.000	.619	.068	.068	.068	12/16/2016	05/25/2017		50,000,000.00	49,862,777.78	99.955000	114,722.22
T 0 5-8 08-31-17			912828TM2	.625	.721	.337	.337	.337	12/19/2016	08/31/2017		50,000,000.00	49,966,796.88	99.887000	-23,296.88
B 05-11-17			912796KY4	.000	.592	.030	.030	.030	12/20/2016	05/11/2017		50,000,000.00	49,883,441.67	99.982000	107,558.33
T 1 3-8 12-15-19			912828U73	1.375	1.542	2.627	2.574	2.574	12/22/2016	12/15/2019		10,000,000.00	9,951,562.50	99.973000	45,737.50
B 06-22-17			912796JX8	.000	.622	.145	.145	.145	12/22/2016	06/22/2017		50,000,000.00	49,843,277.78	99.898000	105,722.22
B 0 6-22-17			912796JX8	.000	.637	.145	.145	.145	12/23/2016	06/22/2017		50,000,000.00	49,840,368.05	99.898000	108,631.95
B 06-22-17			912796JX8	.000	.637	.145	.145	.145	12/23/2016	06/22/2017		50,000,000.00	49,840,368.06	99.898000	108,631.94
B 06-08-17			912796LD9	.000	.602	.107	.107	.107	12/28/2016	06/08/2017		50,000,000.00	49,865,000.00	99.928000	99,000.00
B 06-08-17			912796LD9	.000	.602	.107	.107	.107	12/28/2016	06/08/2017		50,000,000.00	49,865,000.00	99.928000	99,000.00
T 1 1-4 12-31-18			912828U99	1.250	1.282	1.671	1.648	1.648	01/03/2017	12/31/2018		10,000,000.00	9,993,750.00	100.031000	9,350.00
T 2 12-31-21			912828U81	2.000	1.975	4.674	4.450	4.450	01/03/2017	12/31/2021		10,000,000.00	10,011,718.75	100.906000	78,881.25
T 1 3-8 05-31-21			912828R77	1.375	1.893	4.088	3.961	3.961	12/30/2016	05/31/2021		15,000,000.00	14,671,875.00	98.711000	134,775.00
T 0 5-8 08-31-17			912828TM2	.625	.730	.337	.337	.337	01/04/2017	08/31/2017		50,000,000.00	49,965,856.50	99.887000	-22,356.50
B 06-08-17			912796LD9	.000	.586	.107	.107	.107	01/04/2017	06/08/2017		50,000,000.00	49,874,062.50	99.928000	89,937.50
B 06-08-17			912796LD9	.000	.586	.107	.107	.107	01/04/2017	06/08/2017		50,000,000.00	49,874,062.50	99.928000	89,937.50
B 05-11-17			912796KY4	.000	.543	.030	.030	.030	01/05/2017	05/11/2017		50,000,000.00	49,905,150.00	99.982000	85,850.00
T 1 1-8 07-31-21			912828S76	1.125	1.861	4.255	4.149	4.149	01/09/2017	07/31/2021		20,000,000.00	19,359,375.00	97.508000	142,225.00
T 0 5-8 11-30-17			912828UA6	.625	.793	.586	.582	.582	01/10/2017	11/30/2017		50,000,000.00	49,925,781.25	99.750000	-50,781.25
T 1 3-8 01-15-20			912828V31	1.375	1.523	2.712	2.657	2.657	01/20/2017	01/15/2020		20,000,000.00	19,914,062.50	99.926000	71,137.50
B 05-18-17			912796KZ1	.000	.498	.049	.049	.049	01/19/2017	05/18/2017		50,000,000.00	49,917,774.31	99.968000	66,225.69
B 05-18-17			912796KZ1	.000	.498	.049	.049	.049	01/19/2017	05/18/2017		50,000,000.00	49,917,774.30	99.968000	66,225.70
T 1 5-8 06-30-20			912828XH8	1.625	1.670	3.170	3.083	3.083	01/23/2017	06/30/2020		10,000,000.00	9,985,156.25	100.359000	50,743.75
B 09-14-17			912796KL2	.000	.602	.375	.375	.375	01/25/2017	09/14/2017		50,000,000.00	49,806,666.67	99.675000	30,833.33
B 09-14-17			912796KL2	.000	.602	.375	.375	.375	01/25/2017	09/14/2017		50,000,000.00	49,806,666.66	99.675000	30,833.34
B 0 08-17-17			912796KF5	.000	.607	.299	.298	.298	01/25/2017	08/17/2017		50,000,000.00	49,828,583.33	99.757000	49,916.67
B 0 06-15-17			912796LE7	.000	.501	.126	.126	.126	01/25/2017	06/15/2017		50,000,000.00	49,902,083.34	99.918000	56,916.66
B 0 06-15-17			912796LE7	.000	.501	.126	.126	.126	01/25/2017	06/15/2017		50,000,000.00	49,902,083.33	99.918000	56,916.67
B 07-13-17			912796LK3	.000	.587	.203	.203	.203	01/27/2017	07/13/2017		50,000,000.00	49,864,312.50	99.849000	60,187.50
B 07-13-17			912796LK3	.000	.587	.203	.203	.203	01/27/2017	07/13/2017		50,000,000.00	49,864,312.50	99.849000	60,187.50
B 07-13-17			912796LK3	.000	.607	.203	.203	.203	02/01/2017	07/13/2017		50,000,000.00	49,863,875.00	99.849000	60,625.00

Run Date: 5/1/2017 10:14:30 AM

Investments Outstanding As Of Date: 4/30/2017

INVESTMENT PORTFOLIO - POSITION DETAIL

U.S. Government	Moodys	S&P	CUSIP	Coupon Rate	YIELD	WAL	Durtn	Effect Durtn	Purchase Date	Maturity Date	Call Date	Current Par Value	Current Book Value	Market Price	Unrealized Gain/ (Loss)
B 07-13-17			912796LK3	.000	.607	.203	.203	.203	02/01/2017	07/13/2017		50,000,000.00	49,863,875.00	99.849000	60,625.00
B 0 08-17-17			912796KF5	.000	.632	.299	.298	.298	02/01/2017	08/17/2017		50,000,000.00	49,827,625.00	99.757000	50,875.00
T 0 3-4 01-31-18			912828P20	.750	.843	.756	.748	.748	02/09/2017	01/31/2018		50,000,000.00	49,955,078.13	99.758000	-76,078.13
T 0 5-8 11-30-17			912828UA6	.625	.761	.586	.582	.582	02/09/2017	11/30/2017		25,000,000.00	24,972,656.25	99.750000	-35,156.25
T 0 5-8 11-30-17			912828UA6	.625	.810	.586	.582	.582	02/16/2017	11/30/2017		50,000,000.00	49,927,734.38	99.750000	-52,734.38
T 1 3-8 09-30-20			912828L65	1.375	1.722	3.422	3.345	3.345	02/17/2017	09/30/2020		10,000,000.00	9,878,906.25	99.356000	56,693.75
T 1 3-8 10-31-20			912828L99	1.375	1.737	3.507	3.429	3.429	02/17/2017	10/31/2020		10,000,000.00	9,870,703.13	99.270000	56,296.87
T 1 3-4 02-28-22			912828J43	1.750	2.020	4.836	4.641	4.641	03/02/2017	02/28/2022		10,000,000.00	9,872,330.00	99.688000	96,470.00
B 0 06-01-17			912796LA5	.000	.621	.088	.088	.088	03/02/2017	06/01/2017		50,000,000.00	49,921,638.89	99.941000	48,861.11
T 1 02-15-18			912828H94	1.000	1.000	.797	.789	.789	03/02/2017	02/15/2018		25,000,000.00	25,000,000.00	99.926000	-18,500.00
T 1 1-2 01-31-22			912828H86	1.500	2.058	4.759	4.583	4.583	03/06/2017	01/31/2022		10,000,000.00	9,740,625.00	98.625000	121,875.00
T 0 3-4 06-30-17			912828TB6	.750	.750	.167	.167	.167	03/07/2017	06/30/2017		50,000,000.00	50,000,000.00	100.000000	0.00
T 1 5-8 07-31-20			912828XM7	1.625	1.746	3.255	3.166	3.166	03/08/2017	07/31/2020		10,000,000.00	9,960,156.25	100.309000	70,743.75
T 1 12-15-17			912828G79	1.000	1.005	.627	.623	.623	03/08/2017	12/15/2017		50,000,000.00	49,998,046.88	99.984000	-6,046.88
B 09-07-17			912796LT4	.000	.844	.356	.356	.356	03/09/2017	09/07/2017		50,000,000.00	49,787,666.67	99.693000	58,833.33
T 0 5-8 08-31-17			912828TM2	.625	.871	.337	.337	.337	03/08/2017	08/31/2017		50,000,000.00	49,941,406.25	99.887000	2,093.75
B 06-29-17			912796LF4	.000	.748	.164	.164	.164	03/30/2017	06/29/2017		50,000,000.00	49,905,587.50	99.879000	33,912.50
B 06-29-17			912796LF4	.000	.748	.164	.164	.164	03/30/2017	06/29/2017		50,000,000.00	49,905,587.50	99.879000	33,912.50
B 07-20-17			912796KB4	.000	.777	.222	.222	.222	04/24/2017	07/20/2017		50,000,000.00	49,906,293.75	99.828000	7,706.25
B 07-20-17			912796KB4	.000	.777	.222	.222	.222	04/24/2017	07/20/2017		50,000,000.00	49,906,293.75	99.828000	7,706.25
B 07-20-17			912796KB4	.000	.776	.222	.222	.222	04/24/2017	07/20/2017		50,000,000.00	49,906,354.17	99.828000	7,645.83
B 07-20-17			912796KB4	.000	.776	.222	.222	.222	04/24/2017	07/20/2017		50,000,000.00	49,906,354.16	99.828000	7,645.84
T 1 7-8 03-31-22			912828W89	1.875	1.860	4.921	4.713	4.713	04/27/2017	03/31/2022		10,000,000.00	10,007,031.25	100.254000	18,368.75
Total Count 158				.645	.888	1.147	1.124	1.124				4,035,000,000.00	4,030,963,467.48	99.775660	-5,015,567.48

Run Date: 5/1/2017 10:14:30 AM

Investments Outstanding As Of Date: 4/30/2017

INVENTORY BY MATURITY REPORT

CUSIP	Investment #	Fund	Issuer	Purchase Date	Current Book	Current Rate	Maturity Date	Maturity Amount	Total Days From Purc	Current Par	YTM	Days to Maturity
10010	154433	1000	STAR OHIO 10010	05/31/2015	180,404,051.60	1.008	05/01/2017	180,404,051.60	701	180,404,051.60	1.008	1
63942	174457	1020	STAR OHIO 63942	05/31/2015	20,808,240.27	1.008	05/01/2017	20,808,240.27	701	20,808,240.27	1.008	1
70933	182202	1010	STAR OHIO 70933	05/31/2015	10,638.44	1.008	05/01/2017	10,638.44	701	10,638.44	1.008	1
38141W273	184539	1000	GOLDMAN SACHS FIN SQ GOV	05/31/2015	0.00	.645	05/01/2017	0.00	701	0.00	.645	1
NOWSW3006	193190	1000	NOW ACCT-SWEEP ACCT-300	05/31/2015	94,117,832.07	.350	05/01/2017	94,117,832.07	701	94,117,832.07	.350	1
MMNOW0170	207633	1020	KEYBANK - INVESTMENT MAT	05/31/2015	51,001,386.24	.350	05/01/2017	51,001,386.24	701	51,001,386.24	.350	1
OPNCP8020	207943	1000	US BANK - OPEN COMMERCIA	11/03/2011	97,101,612.17	.500	05/01/2017	97,101,612.17	2006	97,101,612.17	.500	1
61747C707	210062	1000	MORGAN STANLEY LIQ GOVT	05/31/2015	0.00	.642	05/01/2017	0.00	701	0.00	.642	1
OPNCP31P9	210356	1000	US BANK PUTTABLE CP	05/30/2012	0.00	.500	05/01/2017	0.00	1797	0.00	.500	1
825252885	213723	1000	INVESCO GOVT & AGENCY PO	05/31/2015	0.00	.666	05/01/2017	0.00	701	0.00	.666	1
52470G791	216151	1000	WESTERN ASSET INST GOVT	05/31/2015	512,138,731.60	.650	05/01/2017	512,138,731.60	701	512,138,731.60	.650	1
PLUS30026	216345	1000	STAR OHIO - 10010	05/31/2015	50,364,095.26	.650	05/01/2017	50,364,095.26	701	50,364,095.26	.650	1
HBANMMKT0	216444	1000	REG ACCT HBAN MMKT ACCO	05/31/2015	0.00	.000	05/01/2017	0.00	701	0.00	.000	1
NWDMMKT	217637	1010	NWD MMKT ACCOUNT - LONG	05/31/2015	141,288,760.71	.930	05/01/2017	141,288,760.71	701	141,288,760.71	.930	1
61747C772	223231	1000	MORGAN STANLEY LIQ MMKT	07/31/2015	0.00	.160	05/01/2017	0.00	640	0.00	.160	1
6692276	223261	1000	BLACKROCK CASH PRIME - IN	07/31/2015	0.00	.170	05/01/2017	0.00	640	0.00	.170	1
INTCK0028	224104	1000	Huntington Int Bearing Ckg (R	09/30/2015	100,418,082.20	.550	05/01/2017	100,418,082.20	579	100,418,082.20	.550	1
CITZMMKT3	229092	1000	CITIZENS INTEREST BEARING	01/09/2017	149,237,544.12	.880	05/01/2017	149,237,544.12	112	149,237,544.12	.880	1
HR4281724	231144	1000	HSBC SECURITIES USA INC	04/28/2017	50,000,000.00	.790	05/01/2017	50,000,000.00	3	50,000,000.00	.790	1
HR4281716	231145	1000	HSBC SECURITIES USA INC	04/28/2017	150,000,000.00	.790	05/01/2017	150,000,000.00	3	150,000,000.00	.790	1
LD17B0217	228520	3000	BID OHIO .600 5-03-17	11/02/2016	2,000,000.00	.600	05/03/2017	2,000,000.00	182	2,000,000.00	.600	3
LD17B0225	228521	3000	BID OHIO .600 5-03-17	11/02/2016	5,000,000.00	.600	05/03/2017	5,000,000.00	182	5,000,000.00	.600	3
912796KU2	228726	1000	US TREASURY BILL	11/23/2016	49,870,625.00	.585	05/04/2017	50,000,000.00	162	50,000,000.00	.576	4
912796KU2	228727	1000	US TREASURY BILL	11/23/2016	49,870,625.00	.585	05/04/2017	50,000,000.00	162	50,000,000.00	.576	4
LD1501237	222452	3050	EYE CENTERS OF CLEVELAND	05/05/2015	30,000.00	.150	05/05/2017	30,000.00	731	30,000.00	.150	5
LD1501229	222456	3050	VEACH TRUCKING INC	05/05/2015	161,014.10	.150	05/05/2017	161,014.10	731	161,014.10	.150	5
LD1501245	222471	3050	FOUNTAIN VALLEY ENTERPRI	05/06/2015	72,772.16	.150	05/05/2017	72,772.16	730	72,772.16	.150	5
EC1502540	222484	3030	JOHN OMEARA	05/06/2015	175,000.00	.150	05/05/2017	175,000.00	730	175,000.00	.150	5
LD1501252	222491	3050	BRABHAM FAMILY FOODS INC	05/07/2015	126,948.63	.150	05/05/2017	126,948.63	729	126,948.63	.150	5
02665WAV3	223579	1030	AMERICAN HONDA FINANCE C	08/04/2015	4,989,850.00	.950	05/05/2017	5,000,000.00	640	5,000,000.00	1.067	5
3130A7JL0	230165	1000	FHLB 0.76 05-05-17	03/29/2017	20,870,000.00	.760	05/05/2017	20,870,000.00	37	20,870,000.00	.760	5
06538BS53	231019	1000	BTMUFJ 0 05-05-17	04/26/2017	49,988,375.00	.000	05/05/2017	50,000,000.00	9	50,000,000.00	.930	5

Run Date: 5/1/2017 10:14:30 AM

Investments Outstanding As Of Date: 4/30/2017

INVENTORY BY MATURITY REPORT

CUSIP	Investment #	Fund	Issuer	Purchase Date	Current Book	Current Rate	Maturity Date	Maturity Amount	Total Days From Purc	Current Par	YTM	Days to Maturity
06538BS53	231020	1000	BTMUFJ 0 05-05-17	04/26/2017	49,988,375.00	.000	05/05/2017	50,000,000.00	9	50,000,000.00	.930	5
LD1501260	222536	3050	MIKE BIASELLA INSURANCE &	05/11/2015	400,000.00	.150	05/11/2017	400,000.00	731	400,000.00	.150	11
LD1501278	222537	3050	DONALD A DECHELLIS DDS IN	05/11/2015	250,000.00	.150	05/11/2017	250,000.00	731	250,000.00	.150	11
LD1501286	222538	3050	A-DISPLAY SERVICE CORP DB	05/11/2015	60,000.00	.150	05/11/2017	60,000.00	731	60,000.00	.150	11
EC1502557	222539	3030	JOHN WALLACE	05/11/2015	42,125.00	.150	05/11/2017	42,125.00	731	42,125.00	.150	11
EC1502565	222540	3030	JOSEPH DEVWE	05/11/2015	15,000.00	.150	05/11/2017	15,000.00	731	15,000.00	.150	11
912796KY4	228935	1000	B 05-11-17	12/20/2016	49,883,441.67	.000	05/11/2017	50,000,000.00	142	50,000,000.00	.592	11
912796KY4	229071	1000	B 05-11-17	01/05/2017	49,905,150.00	.000	05/11/2017	50,000,000.00	126	50,000,000.00	.543	11
EC1502573	222551	3030	BRUCE & KAY MENCHOFER	05/12/2015	100,000.00	.150	05/12/2017	100,000.00	731	100,000.00	.150	12
LD1501294	222558	3050	TOM WISE BUILDER LLC	05/13/2015	25,721.97	.150	05/12/2017	25,721.97	730	25,721.97	.150	12
EC1502581	222559	3030	ANTHONY HOMAN	05/13/2015	210,000.00	.150	05/12/2017	210,000.00	730	210,000.00	.150	12
LD1501302	222585	3050	HEARINC INC.	05/14/2015	40,000.00	.150	05/12/2017	40,000.00	729	40,000.00	.150	12
LD1501310	222586	3050	ASPHALT SERVICES & CONST	05/14/2015	197,294.00	.150	05/12/2017	197,294.00	729	197,294.00	.150	12
LD1501328	222591	3050	ROBINSON COUNTRY INN INC	05/15/2015	380,293.95	.150	05/15/2017	380,293.95	731	380,293.95	.150	15
EC1502599	222592	3030	RUSS BEISNER	05/15/2015	87,629.50	.150	05/15/2017	87,629.50	731	87,629.50	.150	15
3130A4Q54	221363	1010	FHLB DEBENTURE	03/20/2015	15,016,350.00	.800	05/17/2017	15,000,000.00	789	15,000,000.00	.749	17
LD17B0399	229678	3000	BID OHIO	02/22/2017	2,000,000.00	.600	05/17/2017	2,000,000.00	84	2,000,000.00	.600	17
LD17B0407	229679	3000	BID OHIO	02/22/2017	5,000,000.00	.600	05/17/2017	5,000,000.00	84	5,000,000.00	.600	17
LD17B0415	229680	3000	BID OHIO	02/22/2017	2,000,000.00	.600	05/17/2017	2,000,000.00	84	2,000,000.00	.600	17
LD1501336	222607	3050	METAL MASTER FABRICATION	05/18/2015	214,763.00	.150	05/18/2017	214,763.00	731	214,763.00	.150	18
912796KZ1	228665	1000	US TREASURY BILL .598 5-18-	11/17/2016	49,848,965.28	.598	05/18/2017	50,000,000.00	182	50,000,000.00	.599	18
912796KZ1	228666	1000	US TREASURY BILL .598 5-18-	11/17/2016	49,848,965.28	.598	05/18/2017	50,000,000.00	182	50,000,000.00	.599	18
912796KZ1	228728	1000	US TREASURY BILL	11/23/2016	49,858,222.22	.590	05/18/2017	50,000,000.00	176	50,000,000.00	.582	18
912796KZ1	228729	1000	US TREASURY BILL	11/23/2016	49,858,222.22	.590	05/18/2017	50,000,000.00	176	50,000,000.00	.582	18
912796KZ1	229226	1000	B 05-18-17	01/19/2017	49,917,774.31	.000	05/18/2017	50,000,000.00	119	50,000,000.00	.498	18
912796KZ1	229227	1000	B 05-18-17	01/19/2017	49,917,774.30	.000	05/18/2017	50,000,000.00	119	50,000,000.00	.498	18
LD1501344	222650	3050	REINING PAINTERS LTD	05/19/2015	65,198.70	.150	05/19/2017	65,198.70	731	65,198.70	.150	19
3133EF3C9	226473	1000	FFCB ADJUSTABLE .650 5-19-1	04/21/2016	5,000,000.00	.650	05/19/2017	5,000,000.00	393	5,000,000.00	.650	19
313385FU5	229826	1000	FHDN 0 05-19-17	03/06/2017	48,131,388.64	.000	05/19/2017	48,200,000.00	74	48,200,000.00	.693	19
313385FU5	230111	1000	FHDN 0 05-19-17	03/27/2017	49,944,055.56	.000	05/19/2017	50,000,000.00	53	50,000,000.00	.761	19
313385FU5	230112	1000	FHDN 0 05-19-17	03/27/2017	49,944,055.56	.000	05/19/2017	50,000,000.00	53	50,000,000.00	.761	19
313385FU5	230167	1000	FHDN 0 05-19-17	03/29/2017	49,946,166.67	.000	05/19/2017	50,000,000.00	51	50,000,000.00	.761	19
912796JT7	228900	1000	B 05-25-17	12/16/2016	49,862,777.78	.000	05/25/2017	50,000,000.00	160	50,000,000.00	.619	25

Run Date: 5/1/2017 10:14:30 AM

Investments Outstanding As Of Date: 4/30/2017

INVENTORY BY MATURITY REPORT

CUSIP	Investment #	Fund	Issuer	Purchase Date	Current Book	Current Rate	Maturity Date	Maturity Amount	Total Days From Purc	Current Par	YTM	Days to Maturity
912796JT7	228901	1000	B 05-25-17	12/16/2016	49,862,777.78	.000	05/25/2017	50,000,000.00	160	50,000,000.00	.619	25
EC1502664	222895	3030	MARK & CATHY BOWYER	05/27/2015	111,586.60	.150	05/26/2017	111,586.60	730	111,586.60	.150	26
LD1501351	222782	3050	WING IT NORTH LLC	05/29/2015	130,500.00	.150	05/29/2017	130,500.00	731	130,500.00	.150	29
46513E8J4	217933	1010	ISRAEL BOND	06/01/2014	17,800,000.00	1.930	06/01/2017	17,800,000.00	1096	17,800,000.00	1.930	32
912796LA5	229777	1000	B 0 06-01-17	03/02/2017	49,921,638.89	.000	06/01/2017	50,000,000.00	91	50,000,000.00	.621	32
EC1502623	222852	3030	DONALD PEMBERTON	06/03/2015	215,001.08	.150	06/02/2017	215,001.08	730	215,001.08	.150	33
EC1502631	222853	3030	PHILIP AND JOAN BUEHLER	06/03/2015	350,000.00	.150	06/02/2017	350,000.00	730	350,000.00	.150	33
LD1501377	222861	3050	Ramco Electric Motors	06/03/2015	558,299.06	.150	06/02/2017	558,299.06	730	558,299.06	.150	33
EC1502649	222881	3030	JOSEPH BROWNFIELD	06/04/2015	54,000.00	.150	06/02/2017	54,000.00	729	54,000.00	.150	33
EC1502656	222882	3030	CHARLES PATTERSON	06/04/2015	50,000.00	.150	06/02/2017	50,000.00	729	50,000.00	.150	33
25214P3V3	228524	1000	DEXIA CREDIT LOC 1.120 6-02	11/02/2016	49,670,222.22	1.120	06/02/2017	50,000,000.00	212	50,000,000.00	1.127	33
313385GJ9	229293	1000	FHDN 06-02-17	01/24/2017	49,901,458.33	.000	06/02/2017	50,000,000.00	129	50,000,000.00	.551	33
LD1501385	222893	3050	MILLERS FURNITURE OF LANC	06/05/2015	250,000.00	.150	06/05/2017	250,000.00	731	250,000.00	.150	36
EC1502672	222894	3030	JOSEPH HOHLBEIN	06/05/2015	76,500.00	.150	06/05/2017	76,500.00	731	76,500.00	.150	36
313385GM2	230974	1000	FHLB 06-05-17	04/25/2017	49,957,006.94	.000	06/05/2017	50,000,000.00	41	50,000,000.00	.756	36
313385GM2	230975	1000	FHLB 06-05-17	04/25/2017	49,957,006.95	.000	06/05/2017	50,000,000.00	41	50,000,000.00	.756	36
LD17B0241	228828	3000	BID OHIO	12/07/2016	2,000,000.00	.700	06/07/2017	2,000,000.00	182	2,000,000.00	.700	38
912796LD9	229007	1000	B 06-08-17	12/28/2016	49,865,000.00	.000	06/08/2017	50,000,000.00	162	50,000,000.00	.602	39
912796LD9	229008	1000	B 06-08-17	12/28/2016	49,865,000.00	.000	06/08/2017	50,000,000.00	162	50,000,000.00	.602	39
912796LD9	229058	1000	B 06-08-17	01/04/2017	49,874,062.50	.000	06/08/2017	50,000,000.00	155	50,000,000.00	.586	39
912796LD9	229059	1000	B 06-08-17	01/04/2017	49,874,062.50	.000	06/08/2017	50,000,000.00	155	50,000,000.00	.586	39
313379FW4	222554	1010	FHLB DEBENTURE	05/13/2015	10,060,600.00	1.000	06/09/2017	10,000,000.00	758	10,000,000.00	.705	40
EC1502680	222935	3030	JAMES DOWNING	06/09/2015	252,000.00	.150	06/09/2017	252,000.00	731	252,000.00	.150	40
313379FW4	224465	1010	FHLB DEBENTURE	10/20/2015	15,102,000.00	1.000	06/09/2017	15,000,000.00	598	15,000,000.00	.582	40
912796LE7	229321	1000	B 0 06-15-17	01/25/2017	49,902,083.34	.000	06/15/2017	50,000,000.00	141	50,000,000.00	.501	46
912796LE7	229322	1000	B 0 06-15-17	01/25/2017	49,902,083.33	.000	06/15/2017	50,000,000.00	141	50,000,000.00	.501	46
313385GX8	230972	1000	FHDN 0 06-15-17	04/25/2017	49,946,875.00	.000	06/15/2017	50,000,000.00	51	50,000,000.00	.751	46
313385GX8	230973	1000	FHDN 6-15-17	04/25/2017	49,946,875.00	.000	06/15/2017	50,000,000.00	51	50,000,000.00	.751	46
EC1502698	223004	3030	GREGORY A. COLLIER	06/16/2015	267,852.34	.150	06/16/2017	267,852.34	731	267,852.34	.150	47
LD1501393	223005	3050	CONCRETE CORING CO.	06/16/2015	77,501.46	.150	06/16/2017	77,501.46	731	77,501.46	.150	47
LD1501401	223006	3050	MADER ELECTRIC MOTOR & P	06/16/2015	230,000.00	.150	06/16/2017	230,000.00	731	230,000.00	.150	47
LD1501427	223007	3050	DAYTON EYE ASSOCIATES	06/16/2015	109,316.04	.150	06/16/2017	109,316.04	731	109,316.04	.150	47
LD1501419	223008	3050	ADVANCED MECHANICAL SER	06/16/2015	59,778.56	.150	06/16/2017	59,778.56	731	59,778.56	.150	47

Run Date: 5/1/2017 10:14:30 AM

Investments Outstanding As Of Date: 4/30/2017

INVENTORY BY MATURITY REPORT

CUSIP	Investment #	Fund	Issuer	Purchase Date	Current Book	Current Rate	Maturity Date	Maturity Amount	Total Days From Purc	Current Par	YTM	Days to Maturity
LD1501435	223029	3050	ON-TARGET DESIGN LLC	06/17/2015	99,316.51	.150	06/16/2017	99,316.51	730	99,316.51	.150	47
313385GY6	230911	1000	FHDN 06-16-17	04/21/2017	49,940,111.11	.000	06/16/2017	50,000,000.00	56	50,000,000.00	.771	47
313385GY6	230912	1000	FHDN 06-06-17	04/21/2017	29,964,066.67	.000	06/16/2017	30,000,000.00	56	30,000,000.00	.771	47
LD17B0456	230053	3000	BID OHIO	03/22/2017	3,000,000.00	.800	06/21/2017	3,000,000.00	91	3,000,000.00	.800	52
912796JX8	228970	1000	B 06-22-17	12/22/2016	49,843,277.78	.000	06/22/2017	50,000,000.00	182	50,000,000.00	.622	53
912796JX8	228980	1000	B 0 6-22-17	12/23/2016	49,840,368.05	.000	06/22/2017	50,000,000.00	181	50,000,000.00	.637	53
912796JX8	228981	1000	B 06-22-17	12/23/2016	49,840,368.06	.000	06/22/2017	50,000,000.00	181	50,000,000.00	.637	53
LD1501443	223145	3050	WEAVER PALLET LTD	06/25/2015	261,455.13	.150	06/23/2017	261,455.13	729	261,455.13	.150	54
88579YAE1	217017	1030	3 M CO	04/04/2014	13,008,021.60	1.000	06/26/2017	13,020,000.00	1179	13,020,000.00	1.029	57
912796LF4	230189	1000	B 06-29-17	03/30/2017	49,905,587.50	.000	06/29/2017	50,000,000.00	91	50,000,000.00	.748	60
912796LF4	230190	1000	B 06-29-17	03/30/2017	49,905,587.50	.000	06/29/2017	50,000,000.00	91	50,000,000.00	.748	60
912828TB6	214311	1020	US TREASURY NOTE	05/03/2013	50,542,968.75	.750	06/30/2017	50,000,000.00	1519	50,000,000.00	.486	61
912828TB6	229844	1000	T 0 3-4 06-30-17	03/07/2017	50,000,000.00	.750	06/30/2017	50,000,000.00	115	50,000,000.00	.750	61
EC1600021	223260	3030	NICOLE MEYER	07/07/2015	70,145.00	.150	07/07/2017	70,145.00	731	70,145.00	.150	68
EC1600039	223276	3030	HARYY & MARY VANNUS	07/08/2015	65,750.00	.150	07/07/2017	65,750.00	730	65,750.00	.150	68
EC1600047	223277	3030	MICHAEL MATHEY	07/08/2015	74,075.00	.150	07/07/2017	74,075.00	730	74,075.00	.150	68
EC1600054	223278	3030	KEITH JEFFERSON	07/08/2015	36,500.00	.150	07/07/2017	36,500.00	730	36,500.00	.150	68
LD1600013	223279	3050	TRI COUNTY TOOL & SUPPLY	07/08/2015	166,000.00	.150	07/07/2017	166,000.00	730	166,000.00	.150	68
LD1600021	223299	3050	S&S MEAT PURVEYORS INC	07/09/2015	128,966.41	.150	07/07/2017	128,966.41	729	128,966.41	.150	68
RE1600015	223312	3040	HERBS BODY SHOP INC	07/10/2015	217,083.04	.150	07/10/2017	217,083.04	731	217,083.04	.150	71
RE1600023	223314	3040	CHEMPURE PRODUCTS CORP	07/10/2015	32,884.44	.150	07/10/2017	32,884.44	731	32,884.44	.150	71
LD17B0274	229060	3000	BID OHIO	01/04/2017	5,000,000.00	.670	07/12/2017	5,000,000.00	189	5,000,000.00	.670	73
LD17B0282	229061	3000	BID OHIO	01/04/2017	2,000,000.00	.670	07/12/2017	2,000,000.00	189	2,000,000.00	.670	73
LD17B0290	229062	3000	BID OHIO	01/04/2017	2,000,000.00	.670	07/12/2017	2,000,000.00	189	2,000,000.00	.670	73
912796LK3	229372	1000	B 07-13-17	01/27/2017	49,864,312.50	.000	07/13/2017	50,000,000.00	167	50,000,000.00	.587	74
912796LK3	229373	1000	B 07-13-17	01/27/2017	49,864,312.50	.000	07/13/2017	50,000,000.00	167	50,000,000.00	.587	74
912796LK3	229442	1000	B 07-13-17	02/01/2017	49,863,875.00	.000	07/13/2017	50,000,000.00	162	50,000,000.00	.607	74
912796LK3	229444	1000	B 07-13-17	02/01/2017	49,863,875.00	.000	07/13/2017	50,000,000.00	162	50,000,000.00	.607	74
LD1600039	223346	3050	BAVARIAN CATERING LTD	07/14/2015	65,460.25	.150	07/14/2017	65,460.25	731	65,460.25	.150	75
313385JC1	229323	1000	FHDN 0 07-14-17	01/25/2017	49,870,138.89	.000	07/14/2017	50,000,000.00	170	50,000,000.00	.551	75
313385JC1	229325	1000	FHDN 7-14-17	01/25/2017	49,870,138.89	.000	07/14/2017	50,000,000.00	170	50,000,000.00	.551	75
880591EA6	224160	1010	TVA DEBENTURE	09/23/2015	14,627,913.36	5.500	07/18/2017	13,474,000.00	664	13,474,000.00	.751	79
313385JH0	229257	1000	FHLBDN 0 07-19-17	01/23/2017	49,845,125.00	.000	07/19/2017	50,000,000.00	177	50,000,000.00	.632	80

Run Date: 5/1/2017 10:14:30 AM

Investments Outstanding As Of Date: 4/30/2017

INVENTORY BY MATURITY REPORT

CUSIP	Investment #	Fund	Issuer	Purchase Date	Current Book	Current Rate	Maturity Date	Maturity Amount	Total Days From Purc	Current Par	YTM	Days to Maturity
LD17B0506	230642	3000	BID OHIO	04/19/2017	2,000,000.00	.850	07/19/2017	2,000,000.00	91	2,000,000.00	.850	80
LD17B0498	230643	3000	BID OHIO	04/19/2017	3,000,000.00	.850	07/19/2017	3,000,000.00	91	3,000,000.00	.850	80
EC1600062	223399	3030	GERALD LAMM	07/20/2015	30,000.00	.150	07/20/2017	30,000.00	731	30,000.00	.150	81
EC1600070	223400	3030	STEPHAN CLARK	07/20/2015	175,000.00	.150	07/20/2017	175,000.00	731	175,000.00	.150	81
EC1600088	223401	3030	ANITA JENKINS	07/20/2015	75,000.00	.150	07/20/2017	75,000.00	731	75,000.00	.150	81
EC1600096	223402	3030	DAVID MARTIN	07/20/2015	102,215.00	.150	07/20/2017	102,215.00	731	102,215.00	.150	81
EC1600104	223403	3030	FRANK BRESKY	07/20/2015	129,375.00	.150	07/20/2017	129,375.00	731	129,375.00	.150	81
EC1600112	223404	3030	DAVID RUDOLPH	07/20/2015	80,000.00	.150	07/20/2017	80,000.00	731	80,000.00	.150	81
EC1600120	223405	3030	BONITA KIPLING	07/20/2015	188,575.00	.150	07/20/2017	188,575.00	731	188,575.00	.150	81
EC1600138	223406	3030	BRIAN BERGER	07/20/2015	60,870.00	.150	07/20/2017	60,870.00	731	60,870.00	.150	81
EC1600146	223407	3030	NORMAN STARR	07/20/2015	38,985.00	.150	07/20/2017	38,985.00	731	38,985.00	.150	81
EC1600153	223408	3030	BRETT RODSTROM	07/20/2015	77,500.00	.150	07/20/2017	77,500.00	731	77,500.00	.150	81
EC1600161	223409	3030	FRANK KOMAR	07/20/2015	210,000.00	.150	07/20/2017	210,000.00	731	210,000.00	.150	81
EC1600179	223410	3030	JEREMY JANSZEN	07/20/2015	210,000.00	.150	07/20/2017	210,000.00	731	210,000.00	.150	81
EC1600187	223411	3030	DIANE STAHL	07/20/2015	33,725.00	.150	07/20/2017	33,725.00	731	33,725.00	.150	81
912796KB4	230936	1000	B 07-20-17	04/24/2017	49,906,293.75	.000	07/20/2017	50,000,000.00	87	50,000,000.00	.777	81
912796KB4	230937	1000	B 07-20-17	04/24/2017	49,906,293.75	.000	07/20/2017	50,000,000.00	87	50,000,000.00	.777	81
912796KB4	230939	1000	B 07-20-17	04/24/2017	49,906,354.17	.000	07/20/2017	50,000,000.00	87	50,000,000.00	.776	81
912796KB4	230941	1000	B 07-20-17	04/24/2017	49,906,354.16	.000	07/20/2017	50,000,000.00	87	50,000,000.00	.776	81
EC1600195	223427	3030	PAUL FISSEL	07/21/2015	350,000.00	.150	07/21/2017	350,000.00	731	350,000.00	.150	82
3133EE4K3	224530	1010	FFCB DEBENTURE	10/23/2015	10,022,800.00	.720	07/21/2017	10,000,000.00	637	10,000,000.00	.588	82
313385JK3	230916	1000	FHDN 07-21-17	04/21/2017	49,892,569.44	.000	07/21/2017	50,000,000.00	91	50,000,000.00	.852	82
EC1600278	223509	3030	STEPHAN KOCH	07/27/2015	315,000.00	.150	07/27/2017	315,000.00	731	315,000.00	.150	88
EC1600286	223510	3030	MICHAEL FARAHAY	07/27/2015	102,500.00	.150	07/27/2017	102,500.00	731	102,500.00	.150	88
EC1600294	223511	3030	JULIA SULLIVAN	07/27/2015	75,000.00	.150	07/27/2017	75,000.00	731	75,000.00	.150	88
EC1600302	223512	3030	VICKI BORNHORST	07/27/2015	175,007.00	.150	07/27/2017	175,007.00	731	175,007.00	.150	88
EC1600310	223513	3030	RONALD DOWDY	07/27/2015	86,500.00	.150	07/27/2017	86,500.00	731	86,500.00	.150	88
EC1600328	223514	3030	JAMES BELAVICH III	07/27/2015	28,710.00	.150	07/27/2017	28,710.00	731	28,710.00	.150	88
EC1600336	223515	3030	HOWARD MISHKIND	07/27/2015	350,000.00	.150	07/27/2017	350,000.00	731	350,000.00	.150	88
EC1600203	223516	3030	BRUCE KOVACH	07/27/2015	25,000.00	.150	07/27/2017	25,000.00	731	25,000.00	.150	88
EC1600211	223517	3030	MATTHEW GOODMAN	07/27/2015	290,290.00	.150	07/27/2017	290,290.00	731	290,290.00	.150	88
EC1600229	223518	3030	GAVIN LIM	07/27/2015	178,500.00	.150	07/27/2017	178,500.00	731	178,500.00	.150	88
EC1600237	223519	3030	SUSAN KERRY	07/27/2015	67,500.00	.150	07/27/2017	67,500.00	731	67,500.00	.150	88

Run Date: 5/1/2017 10:14:30 AM

Investments Outstanding As Of Date: 4/30/2017

INVENTORY BY MATURITY REPORT

CUSIP	Investment #	Fund	Issuer	Purchase Date	Current Book	Current Rate	Maturity Date	Maturity Amount	Total Days From Purc	Current Par	YTM	Days to Maturity
EC1600245	223520	3030	BRAD RODSTROM	07/27/2015	125,000.00	.150	07/27/2017	125,000.00	731	125,000.00	.150	88
EC1600252	223521	3030	EILEEN SIROIS	07/27/2015	52,500.00	.150	07/27/2017	52,500.00	731	52,500.00	.150	88
EC1600260	223522	3030	DOUGLAS & KRISS OTT	07/27/2015	75,000.00	.150	07/27/2017	75,000.00	731	75,000.00	.150	88
EC1600344	223531	3030	RACHAEL SPARKS	07/28/2015	30,000.00	.150	07/28/2017	30,000.00	731	30,000.00	.150	89
EC1600351	223532	3030	CLINTON HELMBRECHT	07/28/2015	200,000.00	.150	07/28/2017	200,000.00	731	200,000.00	.150	89
EC1600369	223533	3030	DAVID BURKHART	07/28/2015	125,000.00	.150	07/28/2017	125,000.00	731	125,000.00	.150	89
EC1600377	223534	3030	RANDOLPH & MARGARET NIC	07/28/2015	189,350.00	.150	07/28/2017	189,350.00	731	189,350.00	.150	89
EC1600385	223535	3030	STEPHEN HERING	07/28/2015	34,185.00	.150	07/28/2017	34,185.00	731	34,185.00	.150	89
EC1600393	223539	3030	JAMA & MARK COBB	07/28/2015	210,000.00	.150	07/28/2017	210,000.00	731	210,000.00	.150	89
EC1600401	223540	3030	CARL SPRENG	07/28/2015	77,900.00	.150	07/28/2017	77,900.00	731	77,900.00	.150	89
EC1600419	223541	3030	TERESA GILLESPIE	07/28/2015	350,000.00	.150	07/28/2017	350,000.00	731	350,000.00	.150	89
EC1600427	223542	3030	SUE DAUGHERTY	07/28/2015	60,000.00	.150	07/28/2017	60,000.00	731	60,000.00	.150	89
EC1600435	223543	3030	MICHAEL BENNETT	07/28/2015	93,790.00	.150	07/28/2017	93,790.00	731	93,790.00	.150	89
EC1600443	223544	3030	KEVAN MCCUTCHEON	07/28/2015	257,439.00	.150	07/28/2017	257,439.00	731	257,439.00	.150	89
LD1600047	223569	3050	BERRAN INDUSTRIAL GROUP I	07/30/2015	204,800.00	.150	07/28/2017	204,800.00	729	204,800.00	.150	89
LD1600054	223570	3050	THOMAS S DIETRICH DDS INC	07/30/2015	400,000.00	.150	07/28/2017	400,000.00	729	400,000.00	.150	89
912828TG5	226917	1000	US TREASURY NOTE .500 7-31	05/26/2016	19,932,812.50	.500	07/31/2017	20,000,000.00	431	20,000,000.00	.786	92
LD17B0332	229518	3000	BID OHIO	02/08/2017	2,000,000.00	.700	08/02/2017	2,000,000.00	175	2,000,000.00	.700	94
LD17B0340	229519	3000	BID OHIO	02/08/2017	3,500,000.00	.700	08/02/2017	3,500,000.00	175	3,500,000.00	.700	94
LD17B0365	229520	3000	BID OHIO	02/08/2017	1,000,000.00	.700	08/02/2017	1,000,000.00	175	1,000,000.00	.700	94
LD17B0373	229521	3000	BID OHIO	02/08/2017	1,000,000.00	.700	08/02/2017	1,000,000.00	175	1,000,000.00	.700	94
LD17B0381	229522	3000	BID OHIO	02/08/2017	5,000,000.00	.700	08/02/2017	5,000,000.00	175	5,000,000.00	.700	94
LD17B0357	229526	3000	BID OHIO	02/08/2017	5,000,000.00	.700	08/02/2017	5,000,000.00	175	5,000,000.00	.700	94
EC1600468	223597	3030	RONALD CAMPBELL	08/03/2015	75,000.00	.150	08/03/2017	75,000.00	731	75,000.00	.150	95
EC1600450	223598	3030	NATHON MONTGOMERY	08/03/2015	105,000.00	.150	08/03/2017	105,000.00	731	105,000.00	.150	95
LD1600062	223599	3050	GOAT HILL TRUCKING INC	08/03/2015	100,000.00	.150	08/03/2017	100,000.00	731	100,000.00	.150	95
RE1600031	223605	3040	DEAN AND PEGGY JOLLY	08/04/2015	180,000.00	.150	08/04/2017	180,000.00	731	180,000.00	.150	96
EC1600476	223655	3030	TIMOTHY MEYER	08/07/2015	100,000.00	.150	08/07/2017	100,000.00	731	100,000.00	.150	99
EC1600567	223665	3030	PAUL GIBSON	08/10/2015	114,355.00	.150	08/10/2017	114,355.00	731	114,355.00	.150	102
EC1600575	223666	3030	BEVERLY BROWN	08/10/2015	83,685.00	.150	08/10/2017	83,685.00	731	83,685.00	.150	102
EC1600583	223667	3030	AMY TACKET	08/10/2015	65,000.00	.150	08/10/2017	65,000.00	731	65,000.00	.150	102
EC1600591	223668	3030	JEFFERY LANDIS	08/10/2015	65,000.00	.150	08/10/2017	65,000.00	731	65,000.00	.150	102
EC1600484	223669	3030	JAMES HONAKER	08/10/2015	37,500.00	.150	08/10/2017	37,500.00	731	37,500.00	.150	102

Run Date: 5/1/2017 10:14:30 AM

Investments Outstanding As Of Date: 4/30/2017

INVENTORY BY MATURITY REPORT

CUSIP	Investment #	Fund	Issuer	Purchase Date	Current Book	Current Rate	Maturity Date	Maturity Amount	Total Days From Purc	Current Par	YTM	Days to Maturity
EC1600609	223670	3030	ANTHONY RUTGER	08/10/2015	70,020.00	.150	08/10/2017	70,020.00	731	70,020.00	.150	102
EC1600617	223671	3030	TAMI MURRAY	08/10/2015	350,000.00	.150	08/10/2017	350,000.00	731	350,000.00	.150	102
EC1600492	223672	3030	RYAN YOUNG	08/10/2015	150,000.00	.150	08/10/2017	150,000.00	731	150,000.00	.150	102
EC1600625	223673	3030	CHAD LANDSETTLE	08/10/2015	350,000.00	.150	08/10/2017	350,000.00	731	350,000.00	.150	102
EC1600500	223674	3030	DANIEL TROUTNER	08/10/2015	310,373.00	.150	08/10/2017	310,373.00	731	310,373.00	.150	102
EC1600633	223675	3030	JOSEPH BENEK	08/10/2015	110,000.00	.150	08/10/2017	110,000.00	731	110,000.00	.150	102
EC1600518	223676	3030	TODD BLANKENSHIP	08/10/2015	50,000.00	.150	08/10/2017	50,000.00	731	50,000.00	.150	102
EC1600526	223677	3030	DAVID SMITH	08/10/2015	30,500.00	.150	08/10/2017	30,500.00	731	30,500.00	.150	102
EC1600534	223678	3030	KEVIN JONES	08/10/2015	103,735.00	.150	08/10/2017	103,735.00	731	103,735.00	.150	102
EC1600542	223679	3030	MATTHEW HATFIELD	08/10/2015	15,000.00	.150	08/10/2017	15,000.00	731	15,000.00	.150	102
EC1600559	223680	3030	EDWARD ZETZER	08/10/2015	45,000.00	.150	08/10/2017	45,000.00	731	45,000.00	.150	102
EC1600641	223682	3030	MATTHEW TAYLOR	08/10/2015	126,027.85	.150	08/10/2017	126,027.85	731	126,027.85	.150	102
LD1600070	223684	3050	UNLMIITED LOGISTICS & REC	08/10/2015	100,000.00	.150	08/10/2017	100,000.00	731	100,000.00	.150	102
LD1600096	223696	3050	UPTOWN MARKET & CAFE	08/11/2015	70,000.00	.150	08/11/2017	70,000.00	731	70,000.00	.150	103
LD1600104	223697	3050	UNIQUE FABRICATIONS	08/11/2015	34,260.05	.150	08/11/2017	34,260.05	731	34,260.05	.150	103
LD1600088	223698	3050	EASTLAND CRANE SERVICE IN	08/11/2015	150,000.00	.150	08/11/2017	150,000.00	731	150,000.00	.150	103
EC1600724	223706	3030	BROCK EVE	08/12/2015	115,500.00	.150	08/11/2017	115,500.00	730	115,500.00	.150	103
EC1600732	223707	3030	ROBERT GLENN	08/12/2015	110,000.00	.150	08/11/2017	110,000.00	730	110,000.00	.150	103
EC1600740	223708	3030	JEROME RAMPELT	08/12/2015	350,000.00	.150	08/11/2017	350,000.00	730	350,000.00	.150	103
EC1600757	223709	3030	CLARENCE MILLER	08/12/2015	95,555.00	.150	08/11/2017	95,555.00	730	95,555.00	.150	103
EC1600765	223710	3030	LANA PHILLIPS	08/12/2015	175,007.00	.150	08/11/2017	175,007.00	730	175,007.00	.150	103
EC1600773	223711	3030	ADOLF OLIVAS	08/12/2015	52,385.00	.150	08/11/2017	52,385.00	730	52,385.00	.150	103
EC1600781	223712	3030	ROBERT CUMMINS	08/12/2015	218,085.00	.150	08/11/2017	218,085.00	730	218,085.00	.150	103
EC1600799	223713	3030	DONNA ANDRES	08/12/2015	350,000.00	.150	08/11/2017	350,000.00	730	350,000.00	.150	103
EC1600658	223715	3030	ROGER KRAVITZ	08/12/2015	34,295.00	.150	08/11/2017	34,295.00	730	34,295.00	.150	103
EC1600666	223716	3030	ROBERT BLACK III	08/12/2015	75,000.00	.150	08/11/2017	75,000.00	730	75,000.00	.150	103
EC1600674	223717	3030	JOHN MANN	08/12/2015	50,000.00	.150	08/11/2017	50,000.00	730	50,000.00	.150	103
EC1600682	223718	3030	EDWARD NORWOOD	08/12/2015	50,000.00	.150	08/11/2017	50,000.00	730	50,000.00	.150	103
EC1600690	223719	3030	RYAN AVERY	08/12/2015	125,000.00	.150	08/11/2017	125,000.00	730	125,000.00	.150	103
EC1600708	223720	3030	JOHN SWIDRAK	08/12/2015	42,740.00	.150	08/11/2017	42,740.00	730	42,740.00	.150	103
EC1600716	223721	3030	LAURA MURPHY	08/12/2015	50,000.00	.150	08/11/2017	50,000.00	730	50,000.00	.150	103
713448CB2	223201	1030	PEPSICO INC	07/06/2015	9,627,648.00	1.250	08/13/2017	9,600,000.00	769	9,600,000.00	1.111	105
3133EE7C8	224232	1010	FFCB DEBENTURE	09/24/2015	8,516,766.44	.750	08/14/2017	8,516,000.00	690	8,516,000.00	.745	106

Run Date: 5/1/2017 10:14:30 AM

Investments Outstanding As Of Date: 4/30/2017

INVENTORY BY MATURITY REPORT

CUSIP	Investment #	Fund	Issuer	Purchase Date	Current Book	Current Rate	Maturity Date	Maturity Amount	Total Days From Purc	Current Par	YTM	Days to Maturity
912796KF5	229316	1000	B 0 08-17-17	01/25/2017	49,828,583.33	.000	08/17/2017	50,000,000.00	204	50,000,000.00	.607	109
912796KF5	229447	1000	B 0 08-17-17	02/01/2017	49,827,625.00	.000	08/17/2017	50,000,000.00	197	50,000,000.00	.632	109
EC1600807	223841	3030	JEFF MAURER	08/24/2015	111,000.00	.150	08/24/2017	111,000.00	731	111,000.00	.150	116
313385KV7	230946	1000	FHLBDN 0 08-24-17	04/25/2017	49,855,472.22	.000	08/24/2017	50,000,000.00	121	50,000,000.00	.862	116
EC1600815	223870	3030	MARY LEE	08/27/2015	28,905.00	.150	08/25/2017	28,905.00	729	28,905.00	.150	117
3133EFBD8	223954	1010	FFCB DEBENTURE	09/09/2015	9,994,200.00	.770	08/28/2017	10,000,000.00	719	10,000,000.00	.800	120
912828TM2	227331	1020	US TREASURY NOTE .625 8-31	07/13/2016	20,009,375.00	.625	08/31/2017	20,000,000.00	414	20,000,000.00	.583	123
912828TM2	228927	1000	T 0 5-8 08-31-17	12/19/2016	49,966,796.88	.625	08/31/2017	50,000,000.00	255	50,000,000.00	.721	123
912828TM2	229053	1000	T 0 5-8 08-31-17	01/04/2017	49,965,856.50	.625	08/31/2017	50,000,000.00	239	50,000,000.00	.730	123
912828TM2	229878	1000	T 0 5-8 08-31-17	03/08/2017	49,941,406.25	.625	08/31/2017	50,000,000.00	176	50,000,000.00	.871	123
EC1600823	223914	3030	MARY PACE	09/02/2015	75,000.00	.150	09/01/2017	75,000.00	730	75,000.00	.150	124
EC1600831	223915	3030	TIMOTHY CARDER	09/02/2015	15,558.00	.150	09/01/2017	15,558.00	730	15,558.00	.150	124
EC1600849	223916	3030	JAQUELINE PARKS	09/02/2015	50,000.00	.150	09/01/2017	50,000.00	730	50,000.00	.150	124
EC1600856	223917	3030	JEFFERSON WALTERS	09/02/2015	193,613.00	.150	09/01/2017	193,613.00	730	193,613.00	.150	124
LD1600120	223940	3050	MIKE BAUMANN PLUMBING IN	09/04/2015	50,196.94	.150	09/04/2017	50,196.94	731	50,196.94	.150	127
LD17B0423	229868	3000	BID OHIO	03/08/2017	1,000,000.00	.900	09/06/2017	1,000,000.00	182	1,000,000.00	.900	129
LD17B0431	229869	3000	BID OHIO	03/08/2017	1,000,000.00	.900	09/06/2017	1,000,000.00	182	1,000,000.00	.900	129
LD17B0449	229879	3000	BID OHIO	03/08/2017	3,000,000.00	.900	09/06/2017	3,000,000.00	182	3,000,000.00	.900	129
912796LT4	229877	1000	B 09-07-17	03/09/2017	49,787,666.67	.000	09/07/2017	50,000,000.00	182	50,000,000.00	.844	130
RE1600049	223978	3040	SEMPLE SERVICE CENTER LLC	09/10/2015	69,263.83	.150	09/08/2017	69,263.83	729	69,263.83	.150	131
313380EC7	224446	1010	FHLB DEBENTURE	10/16/2015	10,020,350.00	.750	09/08/2017	10,000,000.00	693	10,000,000.00	.642	131
94974BGB0	227220	1030	WELLS FARGO & CO 1.400 9-0	07/08/2016	2,561,500.50	1.400	09/08/2017	2,550,000.00	427	2,550,000.00	1.010	131
3133EGE50	228929	1000	FFCB 0.65 09-08-17	12/20/2016	9,987,000.00	.650	09/08/2017	10,000,000.00	262	10,000,000.00	.832	131
313385LL8	229311	1000	FHDN 0 09-08-17	01/25/2017	49,799,111.11	.000	09/08/2017	50,000,000.00	226	50,000,000.00	.643	131
313385LL8	229312	1000	FHDN 9-8-17	01/25/2017	49,799,111.11	.000	09/08/2017	50,000,000.00	226	50,000,000.00	.643	131
313385LL8	229313	1000	FHDN 0 09-08-17	01/25/2017	49,799,111.11	.000	09/08/2017	50,000,000.00	226	50,000,000.00	.643	131
912796KL2	229314	1000	B 09-14-17	01/25/2017	49,806,666.67	.000	09/14/2017	50,000,000.00	232	50,000,000.00	.602	137
912796KL2	229315	1000	B 09-14-17	01/25/2017	49,806,666.66	.000	09/14/2017	50,000,000.00	232	50,000,000.00	.602	137
36962G3H5	217782	1030	GENERAL ELECTRIC CAPITAL	05/08/2014	11,353,400.00	5.625	09/15/2017	10,000,000.00	1226	10,000,000.00	1.472	138
EC1600922	224053	3030	JOHN KATKO	09/17/2015	350,000.00	.150	09/15/2017	350,000.00	729	350,000.00	.150	138
EC1600930	224054	3030	JENNIFER BENDER	09/17/2015	60,000.00	.150	09/15/2017	60,000.00	729	60,000.00	.150	138
EC1600948	224055	3030	DOUGLAS ZERMAN	09/17/2015	350,000.00	.150	09/15/2017	350,000.00	729	350,000.00	.150	138
EC1600955	224056	3030	DEBORAH ROCHE	09/17/2015	350,000.00	.150	09/15/2017	350,000.00	729	350,000.00	.150	138

Run Date: 5/1/2017 10:14:30 AM

Investments Outstanding As Of Date: 4/30/2017

INVENTORY BY MATURITY REPORT

CUSIP	Investment #	Fund	Issuer	Purchase Date	Current Book	Current Rate	Maturity Date	Maturity Amount	Total Days From Purc	Current Par	YTM	Days to Maturity
EC1600864	224057	3030	NICHLAS HALCOMB	09/17/2015	125,000.00	.150	09/15/2017	125,000.00	729	125,000.00	.150	138
EC1600963	224058	3030	BEN WILLIAMS	09/17/2015	216,855.00	.150	09/15/2017	216,855.00	729	216,855.00	.150	138
EC1600971	224059	3030	KURT HANSEN	09/17/2015	47,435.00	.150	09/15/2017	47,435.00	729	47,435.00	.150	138
EC1600989	224060	3030	CHARLES FAILOR	09/17/2015	122,000.00	.150	09/15/2017	122,000.00	729	122,000.00	.150	138
EC1600997	224062	3030	DAVID ADAMS	09/17/2015	25,000.00	.150	09/15/2017	25,000.00	729	25,000.00	.150	138
EC1601003	224063	3030	SCOTT AND DOROTHY LOUIV	09/17/2015	80,000.00	.150	09/15/2017	80,000.00	729	80,000.00	.150	138
EC1600872	224065	3030	JEFFREY SMITH	09/17/2015	50,000.00	.150	09/15/2017	50,000.00	729	50,000.00	.150	138
EC1600880	224066	3030	Narender Gatinei	09/17/2015	350,000.00	.150	09/15/2017	350,000.00	729	350,000.00	.150	138
EC1600898	224067	3030	Kim Perren	09/17/2015	40,000.00	.150	09/15/2017	40,000.00	729	40,000.00	.150	138
EC1600906	224068	3030	David Chittock	09/17/2015	125,000.00	.150	09/15/2017	125,000.00	729	125,000.00	.150	138
EC1600914	224069	3030	Shaun Bigler	09/17/2015	120,000.00	.150	09/15/2017	120,000.00	729	120,000.00	.150	138
LD1600138	224070	3050	HUMMEL FUNERAL HOME INC	09/17/2015	205,000.00	.150	09/15/2017	205,000.00	729	205,000.00	.150	138
LD1600146	224071	3050	RAM PRIDE LLC	09/17/2015	50,000.00	.150	09/15/2017	50,000.00	729	50,000.00	.150	138
313385LT1	229609	1000	FHDN 0 09-15-17	02/16/2017	49,800,722.22	.000	09/15/2017	50,000,000.00	211	50,000,000.00	.683	138
24422EQZ5	216846	1030	JOHN DEERE CAPITAL CORP	03/13/2014	15,404,914.50	2.800	09/18/2017	14,650,000.00	1285	14,650,000.00	1.295	141
EC1601011	224105	3030	CARL HEILMAN	09/18/2015	67,475.00	.150	09/18/2017	67,475.00	731	67,475.00	.150	141
EC1601029	224106	3030	NATHAN COFFEY	09/18/2015	25,000.00	.150	09/18/2017	25,000.00	731	25,000.00	.150	141
EC1601037	224107	3030	MARK TYLER	09/18/2015	32,500.00	.150	09/18/2017	32,500.00	731	32,500.00	.150	141
EC1601045	224108	3030	STEPHEN MANDEVILLE	09/18/2015	45,000.00	.150	09/18/2017	45,000.00	731	45,000.00	.150	141
EC1601052	224109	3030	MICHAEL COOK	09/18/2015	185,000.00	.150	09/18/2017	185,000.00	731	185,000.00	.150	141
EC1601060	224110	3030	JOSEPH MOLNAR	09/18/2015	196,000.00	.150	09/18/2017	196,000.00	731	196,000.00	.150	141
EC1601078	224111	3030	JAMIE DEIST	09/18/2015	205,000.00	.150	09/18/2017	205,000.00	731	205,000.00	.150	141
EC1601086	224112	3030	ANGELA WEBB	09/18/2015	25,500.00	.150	09/18/2017	25,500.00	731	25,500.00	.150	141
EC1601094	224113	3030	GARY SHADE	09/18/2015	120,000.00	.150	09/18/2017	120,000.00	731	120,000.00	.150	141
EC1601102	224114	3030	TERRENCE EBERHARDT	09/18/2015	78,000.00	.150	09/18/2017	78,000.00	731	78,000.00	.150	141
EC1601110	224115	3030	STEPHANIE FLOYD	09/18/2015	50,000.00	.150	09/18/2017	50,000.00	731	50,000.00	.150	141
EC1601128	224116	3030	WALTER HALES	09/18/2015	350,000.00	.150	09/18/2017	350,000.00	731	350,000.00	.150	141
EC1601136	224117	3030	LYNN JAGODZINSKI	09/18/2015	43,670.00	.150	09/18/2017	43,670.00	731	43,670.00	.150	141
EC1601144	224118	3030	TODD ACHESON	09/18/2015	175,000.00	.150	09/18/2017	175,000.00	731	175,000.00	.150	141
3133ECA95	225863	1000	FFCB DEBENTURE	03/28/2016	4,992,000.00	.790	09/18/2017	5,000,000.00	539	5,000,000.00	.900	141
EC1601219	224138	3030	MARK WASHINGTON	09/21/2015	138,825.00	.150	09/21/2017	138,825.00	731	138,825.00	.150	144
EC1601227	224139	3030	DANIELLE MILLER PERRAULT	09/21/2015	100,380.00	.150	09/21/2017	100,380.00	731	100,380.00	.150	144
EC1601235	224140	3030	ELBERT CRARY	09/21/2015	238,000.00	.150	09/21/2017	238,000.00	731	238,000.00	.150	144

Run Date: 5/1/2017 10:14:30 AM

Investments Outstanding As Of Date: 4/30/2017

INVENTORY BY MATURITY REPORT

CUSIP	Investment #	Fund	Issuer	Purchase Date	Current Book	Current Rate	Maturity Date	Maturity Amount	Total Days From Purc	Current Par	YTM	Days to Maturity
EC1601243	224141	3030	JAMES LEITZ	09/21/2015	70,000.00	.150	09/21/2017	70,000.00	731	70,000.00	.150	144
EC1601250	224142	3030	MAX TAYLOR	09/21/2015	102,515.00	.150	09/21/2017	102,515.00	731	102,515.00	.150	144
EC1601268	224143	3030	SCOTT GOTTSCHLING	09/21/2015	68,970.00	.150	09/21/2017	68,970.00	731	68,970.00	.150	144
EC1601151	224144	3030	MARISTELLA VILLEDA	09/21/2015	50,000.00	.150	09/21/2017	50,000.00	731	50,000.00	.150	144
EC1601169	224145	3030	CAROL HEUCKROTH	09/21/2015	60,000.00	.150	09/21/2017	60,000.00	731	60,000.00	.150	144
EC1601177	224146	3030	HARRY ANDREWS	09/21/2015	65,000.00	.150	09/21/2017	65,000.00	731	65,000.00	.150	144
EC1601185	224147	3030	STEVANI & ANDREW KUSANK	09/21/2015	121,995.00	.150	09/21/2017	121,995.00	731	121,995.00	.150	144
EC1601193	224148	3030	LEAH HERMAN	09/21/2015	85,050.00	.150	09/21/2017	85,050.00	731	85,050.00	.150	144
EC1601201	224149	3030	LEAH HERMAN	09/21/2015	55,000.00	.150	09/21/2017	55,000.00	731	55,000.00	.150	144
LD1600153	224151	3050	THE BLANCHARD WOODSHOP	09/21/2015	265,000.00	.150	09/21/2017	265,000.00	731	265,000.00	.150	144
LD1600161	224152	3050	IMC MARKS LLC	09/21/2015	85,000.00	.150	09/21/2017	85,000.00	731	85,000.00	.150	144
313385LZ7	229607	1000	FHDN 0 09-21-17	02/16/2017	49,795,055.56	.000	09/21/2017	50,000,000.00	217	50,000,000.00	.683	144
313385LZ7	229608	1000	FHDN 0 9-21-17	02/16/2017	41,974,244.13	.000	09/21/2017	42,147,000.00	217	42,147,000.00	.683	144
EC1601276	224215	3030	KATHRYN TONEY	09/23/2015	28,730.00	.150	09/22/2017	28,730.00	730	28,730.00	.150	145
EC1601284	224217	3030	KRAIG THORNHILL	09/23/2015	58,500.00	.150	09/22/2017	58,500.00	730	58,500.00	.150	145
EC1601326	224218	3030	MITCHELL BRINLEY	09/23/2015	100,000.00	.150	09/22/2017	100,000.00	730	100,000.00	.150	145
EC1601292	224219	3030	VEE DOVER	09/23/2015	75,000.00	.150	09/22/2017	75,000.00	730	75,000.00	.150	145
EC1601334	224220	3030	FLOYD SCHWAN	09/23/2015	15,500.00	.150	09/22/2017	15,500.00	730	15,500.00	.150	145
EC1601342	224221	3030	WILLIAM HILTY	09/23/2015	210,000.00	.150	09/22/2017	210,000.00	730	210,000.00	.150	145
EC1601300	224222	3030	WAYNE/PATRICIA CREAMER	09/23/2015	75,000.00	.150	09/22/2017	75,000.00	730	75,000.00	.150	145
EC1601367	224224	3030	SAMUEL & BARBARA MILLER	09/23/2015	45,000.00	.150	09/22/2017	45,000.00	730	45,000.00	.150	145
EC1601318	224225	3030	EMILY MOGEN	09/23/2015	38,000.00	.150	09/22/2017	38,000.00	730	38,000.00	.150	145
EC1601375	224226	3030	RANDAL DIXON	09/23/2015	189,000.00	.150	09/22/2017	189,000.00	730	189,000.00	.150	145
EC1601383	224227	3030	PATRICIA DWIGHT	09/23/2015	240,968.00	.150	09/22/2017	240,968.00	730	240,968.00	.150	145
EC1601359	224223	3030	DELMAS CONLEY	09/23/2015	35,300.00	.150	09/23/2017	35,300.00	731	35,300.00	.150	146
3134G3M31	223884	1010	FHLMC DEBENTURE	08/31/2015	15,056,550.00	1.000	09/27/2017	15,000,000.00	758	15,000,000.00	.816	150
EC1601391	224260	3030	TERRY ELDRIDGE	09/28/2015	91,000.00	.150	09/28/2017	91,000.00	731	91,000.00	.150	151
LD1600179	224269	3050	JHF LTD	09/29/2015	124,701.12	.150	09/29/2017	124,701.12	731	124,701.12	.150	152
RE1600056	224270	3040	N.A.T TRANSPORTATION INC	09/29/2015	351,807.78	.150	09/29/2017	351,807.78	731	351,807.78	.150	152
LD1600187	224294	3050	FLEMING & WISE ORTHODON	10/01/2015	400,000.00	.150	09/29/2017	400,000.00	729	400,000.00	.150	152
912828TS9	214184	1020	US TREASURY NOTE	04/26/2013	25,031,250.00	.625	09/30/2017	25,000,000.00	1618	25,000,000.00	.596	153
3136G0L33	211626	1010	FNMA DEBENTURE	10/03/2012	5,000,000.00	.900	10/03/2017	5,000,000.00	1826	5,000,000.00	.900	156
LD17B0464	230261	3000	BID OHIO	04/05/2017	2,000,000.00	.950	10/04/2017	2,000,000.00	182	2,000,000.00	.950	157

Run Date: 5/1/2017 10:14:30 AM

Investments Outstanding As Of Date: 4/30/2017

INVENTORY BY MATURITY REPORT

CUSIP	Investment #	Fund	Issuer	Purchase Date	Current Book	Current Rate	Maturity Date	Maturity Amount	Total Days From Purc	Current Par	YTM	Days to Maturity
LD17B0480	230262	3000	BID OHIO	04/05/2017	3,000,000.00	.950	10/04/2017	3,000,000.00	182	3,000,000.00	.950	157
LD17B0472	230274	3000	BID OHIO	04/05/2017	5,000,000.00	.950	10/04/2017	5,000,000.00	182	5,000,000.00	.950	157
EC1601409	224311	3030	NICHOLAS TETI	10/05/2015	125,005.00	.150	10/05/2017	125,005.00	731	125,005.00	.150	158
89233P6S0	224313	1030	TOYOTA MOTOR CREDIT COR	10/08/2015	5,016,950.00	1.250	10/05/2017	5,000,000.00	728	5,000,000.00	1.077	158
89233P6S0	224646	1030	TOYOTA MOTOR CREDIT COR	11/06/2015	5,235,090.56	1.250	10/05/2017	5,216,000.00	699	5,216,000.00	1.056	158
EC1601417	224370	3030	Michael Seifert	10/08/2015	155,000.00	.150	10/06/2017	155,000.00	729	155,000.00	.150	159
EC1601425	224388	3030	ROBYN SWEET	10/09/2015	350,000.00	.150	10/09/2017	350,000.00	731	350,000.00	.150	162
24422ERW1	216710	1030	JOHN DEERE CAPITAL CORP	02/24/2014	1,514,543.26	1.200	10/10/2017	1,513,000.00	1324	1,513,000.00	1.171	163
24422ERW1	216838	1030	JOHN DEERE CAPITAL CORP	03/11/2014	3,008,820.00	1.200	10/10/2017	3,000,000.00	1309	3,000,000.00	1.116	163
3133EFHY6	224346	1010	FFCB DEBENTURE	10/13/2015	14,997,000.00	.650	10/13/2017	15,000,000.00	731	15,000,000.00	.660	166
EC1601433	224400	3030	BRIAN MASCHINO	10/13/2015	247,780.00	.150	10/13/2017	247,780.00	731	247,780.00	.150	166
EC1601441	224401	3030	JASON BLIZZARD	10/13/2015	60,000.00	.150	10/13/2017	60,000.00	731	60,000.00	.150	166
EC1601490	224402	3030	SCOTT DEL TORTO	10/13/2015	71,600.00	.150	10/13/2017	71,600.00	731	71,600.00	.150	166
EC1601458	224403	3030	ANNETTE DAMPIERFANNIN	10/13/2015	100,000.00	.150	10/13/2017	100,000.00	731	100,000.00	.150	166
EC1601508	224404	3030	JOAN SCHULTHEIS	10/13/2015	125,000.00	.150	10/13/2017	125,000.00	731	125,000.00	.150	166
EC1601466	224405	3030	DOUGLAS CALEM	10/13/2015	287,000.00	.150	10/13/2017	287,000.00	731	287,000.00	.150	166
EC1601474	224406	3030	PHILLIP CHARVILLE	10/13/2015	25,950.00	.150	10/13/2017	25,950.00	731	25,950.00	.150	166
EC1601482	224407	3030	ROBERT HILL	10/13/2015	287,000.00	.150	10/13/2017	287,000.00	731	287,000.00	.150	166
EC1601516	224408	3030	SCOTT RANNEY	10/13/2015	300,930.00	.150	10/13/2017	300,930.00	731	300,930.00	.150	166
EC1601524	224409	3030	JOHNATHAN GRENIER	10/13/2015	202,500.00	.150	10/13/2017	202,500.00	731	202,500.00	.150	166
EC1601532	224421	3030	JONATHAN GRAHAM	10/14/2015	73,860.00	.150	10/13/2017	73,860.00	730	73,860.00	.150	166
EC1601540	224422	3030	CHAD JASIUNAS	10/14/2015	125,000.00	.150	10/13/2017	125,000.00	730	125,000.00	.150	166
EC1601557	224423	3030	JONATHAN SHOVER	10/14/2015	50,000.00	.150	10/13/2017	50,000.00	730	50,000.00	.150	166
EC1601565	224424	3030	TIMOTHY SCHURIG	10/14/2015	155,000.00	.150	10/13/2017	155,000.00	730	155,000.00	.150	166
EC1601573	224427	3030	MICHAEL BAILEY	10/14/2015	66,500.00	.150	10/13/2017	66,500.00	730	66,500.00	.150	166
EC1601581	224428	3030	FATHHALLAH HAYEK	10/14/2015	109,000.00	.150	10/13/2017	109,000.00	730	109,000.00	.150	166
EC1601599	224430	3030	TERRY HIGGS	10/14/2015	77,500.00	.150	10/13/2017	77,500.00	730	77,500.00	.150	166
EC1601607	224431	3030	KATHERINE BLOOMFIELD	10/14/2015	50,000.00	.150	10/13/2017	50,000.00	730	50,000.00	.150	166
EC1601615	224432	3030	WILLIAM LECLAIR	10/14/2015	200,000.00	.150	10/13/2017	200,000.00	730	200,000.00	.150	166
EC1601623	224433	3030	PAULA RICE	10/14/2015	182,000.00	.150	10/13/2017	182,000.00	730	182,000.00	.150	166
EC1601631	224434	3030	ZACK HOWARD	10/14/2015	150,000.00	.150	10/13/2017	150,000.00	730	150,000.00	.150	166
RE1600072	224437	3040	WOODLAND ACRES GARDEN C	10/14/2015	35,265.56	.150	10/13/2017	35,265.56	730	35,265.56	.150	166
912828F54	227270	1020	US TREASURY NOTE .875 10-1	07/11/2016	20,074,218.75	.875	10/15/2017	20,000,000.00	461	20,000,000.00	.579	168

Run Date: 5/1/2017 10:14:30 AM

Investments Outstanding As Of Date: 4/30/2017

INVENTORY BY MATURITY REPORT

CUSIP	Investment #	Fund	Issuer	Purchase Date	Current Book	Current Rate	Maturity Date	Maturity Amount	Total Days From Purc	Current Par	YTM	Days to Maturity
3133EFKM8	224583	1010	FFCB DEBENTURE	10/28/2015	14,993,550.00	.710	10/20/2017	15,000,000.00	723	15,000,000.00	.732	173
3130A6LZ8	224378	1010	FHLB DEBENTURE	10/09/2015	14,974,950.00	.625	10/26/2017	15,000,000.00	748	15,000,000.00	.707	179
3134G7V24	224345	1010	FHLMC DEBENTURE	10/27/2015	15,000,000.00	.750	10/27/2017	15,000,000.00	731	15,000,000.00	.750	180
3134G7V99	226895	1000	FHLMC DEBENTURE .830 10-2	05/24/2016	14,989,500.00	.830	10/27/2017	15,000,000.00	521	15,000,000.00	.879	180
LD1600203	224626	3050	H&H MACHINE SHOP OF RAVE	11/02/2015	400,000.00	.150	11/02/2017	400,000.00	731	400,000.00	.150	186
EC1601649	224647	3030	DANIEL SEVERT	11/03/2015	228,123.00	.150	11/03/2017	228,123.00	731	228,123.00	.150	187
LD1600211	224692	3050	AMISH LEGACIES INC.	11/06/2015	81,602.04	.150	11/06/2017	81,602.04	731	81,602.04	.150	190
EC1601656	224694	3030	LEIGH OWEN	11/06/2015	32,500.00	.150	11/06/2017	32,500.00	731	32,500.00	.150	190
EC1601664	224711	3030	FRANKLIN HAILEY	11/10/2015	350,000.00	.150	11/10/2017	350,000.00	731	350,000.00	.150	194
166764AL4	224237	1030	CHEVRON CORP	09/28/2015	2,035,562.20	1.345	11/15/2017	2,030,000.00	779	2,030,000.00	1.207	199
166764AL4	227712	1030	CHEVRON CORP 1.345 11-15-	08/16/2016	10,050,500.00	1.345	11/15/2017	10,000,000.00	456	10,000,000.00	.936	199
EC1601672	224774	3030	DALE MCCARTY	11/19/2015	75,000.00	.150	11/17/2017	75,000.00	729	75,000.00	.150	201
EC1601680	224775	3030	JOEL RITZENTHALER	11/19/2015	69,175.00	.150	11/17/2017	69,175.00	729	69,175.00	.150	201
EC1601698	224776	3030	HEATHER BRODESS	11/19/2015	149,670.00	.150	11/17/2017	149,670.00	729	149,670.00	.150	201
EC1601706	224777	3030	JON SCHULTZ	11/19/2015	28,590.00	.150	11/17/2017	28,590.00	729	28,590.00	.150	201
EC1601714	224778	3030	TERRY ROE	11/19/2015	29,605.00	.150	11/17/2017	29,605.00	729	29,605.00	.150	201
EC1601722	224779	3030	EDWARD BROWN JR	11/19/2015	80,000.00	.150	11/17/2017	80,000.00	729	80,000.00	.150	201
EC1601730	224780	3030	JACOB REAMSNYDER	11/19/2015	231,560.00	.150	11/17/2017	231,560.00	729	231,560.00	.150	201
EC1601748	224781	3030	CRAIG VASIL	11/19/2015	105,000.00	.150	11/17/2017	105,000.00	729	105,000.00	.150	201
EC1601755	224782	3030	DAVID MCCARTY	11/19/2015	175,007.00	.150	11/17/2017	175,007.00	729	175,007.00	.150	201
EC1601763	224783	3030	PAUL DELLISANTI	11/19/2015	100,000.00	.150	11/17/2017	100,000.00	729	100,000.00	.150	201
EC1601771	224784	3030	BURKE BYER	11/19/2015	250,000.00	.150	11/17/2017	250,000.00	729	250,000.00	.150	201
36962G6K5	216596	1030	GENERAL ELECTRIC CAPITAL	02/04/2014	2,863,793.40	1.600	11/20/2017	2,855,000.00	1385	2,855,000.00	1.516	204
LD1600229	224814	3050	TOMATKI INC DBA KISHMANS	11/23/2015	366,084.33	.150	11/23/2017	366,084.33	731	366,084.33	.150	207
LD1600237	224830	3050	MITCHELL INVESTMENT GROU	11/24/2015	400,000.00	.150	11/24/2017	400,000.00	731	400,000.00	.150	208
3134G44N5	214359	1010	FHLMC DEBENTURE	05/28/2013	10,000,000.00	.750	11/28/2017	10,000,000.00	1645	10,000,000.00	.750	212
912828UA6	214277	1020	US TREASURY NOTE	05/01/2013	50,093,750.00	.625	11/30/2017	50,000,000.00	1674	50,000,000.00	.583	214
912828UA6	229154	1000	T 0 5-8 11-30-17	01/10/2017	49,925,781.25	.625	11/30/2017	50,000,000.00	324	50,000,000.00	.793	214
912828UA6	229514	1000	T 0 5-8 11-30-17	02/09/2017	24,972,656.25	.625	11/30/2017	25,000,000.00	294	25,000,000.00	.761	214
912828UA6	229600	1000	T 0 5-8 11-30-17	02/16/2017	49,927,734.38	.625	11/30/2017	50,000,000.00	287	50,000,000.00	.810	214
369604BC6	217738	1030	GENERAL ELECTRIC COMPANY	05/06/2014	5,666,300.00	5.250	12/06/2017	5,000,000.00	1310	5,000,000.00	1.422	220
313372C36	224458	1010	FHLB DEBENTURE	10/19/2015	13,550,839.70	3.125	12/08/2017	12,895,000.00	781	12,895,000.00	.721	222
949746NX5	223232	1030	WELLS FARGO & CO	07/08/2015	5,503,300.00	5.625	12/11/2017	5,000,000.00	887	5,000,000.00	1.389	225

Run Date: 5/1/2017 10:14:30 AM

Investments Outstanding As Of Date: 4/30/2017

INVENTORY BY MATURITY REPORT

CUSIP	Investment #	Fund	Issuer	Purchase Date	Current Book	Current Rate	Maturity Date	Maturity Amount	Total Days From Purc	Current Par	YTM	Days to Maturity
RE1600080	224944	3040	SAS AUTOMATION LLC	12/14/2015	178,053.34	.150	12/14/2017	178,053.34	731	178,053.34	.150	228
EC1601854	224953	3030	ALLAN HURTT	12/16/2015	150,000.00	.150	12/15/2017	150,000.00	730	150,000.00	.150	229
EC1601862	224954	3030	SALVATORE MILETI	12/16/2015	350,000.00	.150	12/15/2017	350,000.00	730	350,000.00	.150	229
EC1601870	224955	3030	MARY CONRAD	12/16/2015	252,000.00	.150	12/15/2017	252,000.00	730	252,000.00	.150	229
EC1601888	224956	3030	JONATHAN KLOEPFER	12/16/2015	76,825.00	.150	12/15/2017	76,825.00	730	76,825.00	.150	229
EC1601896	224957	3030	ASHLEY LEMASTER	12/16/2015	250,000.00	.150	12/15/2017	250,000.00	730	250,000.00	.150	229
EC1601904	224958	3030	ADAM FISH	12/16/2015	109,000.00	.150	12/15/2017	109,000.00	730	109,000.00	.150	229
EC1601912	224959	3030	JIMMY BROWN SR	12/16/2015	113,500.00	.150	12/15/2017	113,500.00	730	113,500.00	.150	229
EC1601789	224961	3030	DUSTIN TUMBLISON	12/16/2015	105,000.00	.150	12/15/2017	105,000.00	730	105,000.00	.150	229
EC1601797	224962	3030	MARTIN DEMCHAK	12/16/2015	135,000.00	.150	12/15/2017	135,000.00	730	135,000.00	.150	229
EC1601805	224963	3030	ERIC HARTKER	12/16/2015	75,000.00	.150	12/15/2017	75,000.00	730	75,000.00	.150	229
EC1601813	224964	3030	JEFFREY HAGER	12/16/2015	211,344.00	.150	12/15/2017	211,344.00	730	211,344.00	.150	229
EC1601821	224965	3030	MICHELEN MORGAN	12/16/2015	114,980.00	.150	12/15/2017	114,980.00	730	114,980.00	.150	229
EC1601839	224966	3030	WILLIAM BARON	12/16/2015	177,604.00	.150	12/15/2017	177,604.00	730	177,604.00	.150	229
EC1601920	224972	3030	RONALD CASEY	12/16/2015	350,000.00	.150	12/15/2017	350,000.00	730	350,000.00	.150	229
458140AL4	227631	1030	INTEL CORP 1.350 12-15-17	08/09/2016	15,101,850.00	1.350	12/15/2017	15,000,000.00	493	15,000,000.00	.843	229
912828G79	229873	1000	T 1 12-15-17	03/08/2017	49,998,046.88	1.000	12/15/2017	50,000,000.00	282	50,000,000.00	1.005	229
LD1600245	225089	3050	TROY INNOVATIVE INSTRUME	12/30/2015	400,000.00	.150	12/29/2017	400,000.00	730	400,000.00	.150	243
LD1600252	225093	3050	WON LEASING	12/30/2015	197,264.00	.150	12/29/2017	197,264.00	730	197,264.00	.150	243
LD1600260	225094	3050	VIVO BROTHERS INC.	12/30/2015	400,000.00	.150	12/29/2017	400,000.00	730	400,000.00	.150	243
LD1600278	225095	3050	BROCK & ASSOCIATES BUILDE	12/30/2015	250,000.00	.150	12/29/2017	250,000.00	730	250,000.00	.150	243
RE1600098	225097	3040	BRYAN BOWLING CENTER LLC	12/30/2015	199,795.57	.150	12/29/2017	199,795.57	730	199,795.57	.150	243
LD1600286	225099	3050	PETTIGREW FEED AND HARD	12/30/2015	400,000.00	.150	12/29/2017	400,000.00	730	400,000.00	.150	243
912828UE8	223842	1020	US TREASURY NOTE	08/25/2015	14,996,484.38	.750	12/31/2017	15,000,000.00	859	15,000,000.00	.760	245
EC1601938	225124	3030	JEFFREY GATCHETT	01/05/2016	238,728.00	.150	01/05/2018	238,728.00	731	238,728.00	.150	250
LD1600294	225135	3050	BOBCAT OF LIMA INC.	01/06/2016	400,000.00	.150	01/05/2018	400,000.00	730	400,000.00	.150	250
3133EGKN4	227541	1010	FFCB DEBENTURE .690 1-11-1	07/28/2016	9,980,400.00	.690	01/11/2018	10,000,000.00	532	10,000,000.00	.826	256
LD1600302	225191	3050	COLUMBUS CARDIOVASCULAR	01/14/2016	100,000.00	.150	01/12/2018	100,000.00	729	100,000.00	.150	257
3137EADN6	226540	1010	FHLMC DEBENTURE .750 1-12	04/25/2016	12,481,125.00	.750	01/12/2018	12,500,000.00	627	12,500,000.00	.839	257
46625HGY0	217796	1030	JP MORGAN CHASE & CO	05/09/2014	11,480,000.00	6.000	01/15/2018	10,000,000.00	1347	10,000,000.00	1.826	260
LD1600310	225204	3050	JACOBS INSURANCE SERVICE	01/15/2016	46,132.71	.150	01/15/2018	46,132.71	731	46,132.71	.150	260
EC1601946	225216	3030	JASON MCQUOWN	01/19/2016	349,391.00	.150	01/19/2018	349,391.00	731	349,391.00	.150	264
EC1601953	225217	3030	JEROME FITZHARRIS	01/19/2016	108,755.00	.150	01/19/2018	108,755.00	731	108,755.00	.150	264

Run Date: 5/1/2017 10:14:30 AM

Investments Outstanding As Of Date: 4/30/2017

INVENTORY BY MATURITY REPORT

CUSIP	Investment #	Fund	Issuer	Purchase Date	Current Book	Current Rate	Maturity Date	Maturity Amount	Total Days From Purc	Current Par	YTM	Days to Maturity
EC1601961	225218	3030	STEVEN COCHRAN	01/19/2016	250,000.00	.150	01/19/2018	250,000.00	731	250,000.00	.150	264
EC1601979	225219	3030	ALFRED GROSS	01/19/2016	245,000.00	.150	01/19/2018	245,000.00	731	245,000.00	.150	264
EC1601995	225221	3030	MATTHEW EGNER	01/19/2016	116,145.00	.150	01/19/2018	116,145.00	731	116,145.00	.150	264
EC1602001	225222	3030	TIMOTHY DEATHERAGE	01/19/2016	230,783.00	.150	01/19/2018	230,783.00	731	230,783.00	.150	264
EC1602019	225223	3030	SCOTT HASKETT	01/19/2016	252,434.00	.150	01/19/2018	252,434.00	731	252,434.00	.150	264
EC1602027	225224	3030	ROBIN MOSHIER	01/19/2016	236,120.00	.150	01/19/2018	236,120.00	731	236,120.00	.150	264
EC1602035	225225	3030	JEFFREY WILLEY	01/19/2016	122,665.00	.150	01/19/2018	122,665.00	731	122,665.00	.150	264
EC1602043	225226	3030	JONATHAN KECK	01/19/2016	75,000.00	.150	01/19/2018	75,000.00	731	75,000.00	.150	264
EC1602050	225227	3030	RICHARD SNEVEL	01/19/2016	75,000.00	.150	01/19/2018	75,000.00	731	75,000.00	.150	264
EC1602068	225228	3030	KENNETH WANGLER	01/19/2016	175,007.00	.150	01/19/2018	175,007.00	731	175,007.00	.150	264
EC1602076	225229	3030	KENNETH ALBERT	01/19/2016	350,000.00	.150	01/19/2018	350,000.00	731	350,000.00	.150	264
EC1602084	225230	3030	GINA RISALTI	01/19/2016	50,249.35	.150	01/19/2018	50,249.35	731	50,249.35	.150	264
EC1602316	225231	3030	VEERARAGHAVAN SUNDAR	01/19/2016	125,000.00	.150	01/19/2018	125,000.00	731	125,000.00	.150	264
3133ECDE1	212681	1010	FFCB DEBENTURE	01/22/2013	25,000,000.00	.940	01/22/2018	25,000,000.00	1826	25,000,000.00	.940	267
3133EFKL0	224504	1010	FFCB DEBENTURE	10/22/2015	9,995,000.00	.840	01/22/2018	10,000,000.00	823	10,000,000.00	.863	267
LD1600328	225277	3050	CLARKS GROCERY INC	01/26/2016	185,990.74	.150	01/26/2018	185,990.74	731	185,990.74	.150	271
LD1600336	225292	3050	INDOOR ENVIRONMENTAL SP	01/27/2016	84,875.00	.150	01/26/2018	84,875.00	730	84,875.00	.150	271
3134G34W7	212679	1010	FHLMC MEDIUM TERM NOTE	01/30/2013	10,074,500.00	1.250	01/30/2018	10,000,000.00	1826	10,000,000.00	1.096	275
912828UJ7	214310	1020	US TREASURY NOTE	05/03/2013	50,660,156.25	.875	01/31/2018	50,000,000.00	1734	50,000,000.00	.592	276
912828P20	229513	1000	T 0 3-4 01-31-18	02/09/2017	49,955,078.13	.750	01/31/2018	50,000,000.00	356	50,000,000.00	.843	276
LD1600344	225358	3050	CEDAR HILL LEASING	02/02/2016	200,000.00	.150	02/02/2018	200,000.00	731	200,000.00	.150	278
EC1602092	225359	3030	JAMES MCDONALD	02/02/2016	22,500.00	.150	02/02/2018	22,500.00	731	22,500.00	.150	278
LD1600369	225464	3050	SCHALK BROS INC	02/11/2016	120,501.79	.150	02/09/2018	120,501.79	729	120,501.79	.150	285
912828H94	229798	1000	T 1 02-15-18	03/02/2017	25,000,000.00	1.000	02/15/2018	25,000,000.00	350	25,000,000.00	1.000	291
EC1602100	225489	3030	JASON DULANEY	02/17/2016	89,010.00	.150	02/16/2018	89,010.00	730	89,010.00	.150	292
EC1602118	225490	3030	LUKE SNYDER	02/17/2016	78,030.00	.150	02/16/2018	78,030.00	730	78,030.00	.150	292
EC1602126	225491	3030	CHRISTOPHER WILKIN	02/17/2016	271,586.00	.150	02/16/2018	271,586.00	730	271,586.00	.150	292
EC1602134	225492	3030	GRETCHEN KRUGER	02/17/2016	304,500.00	.150	02/16/2018	304,500.00	730	304,500.00	.150	292
EC1602142	225493	3030	MARK SEDLACK	02/17/2016	222,480.00	.150	02/16/2018	222,480.00	730	222,480.00	.150	292
EC1602159	225494	3030	TODD GILBERT	02/17/2016	102,790.00	.150	02/16/2018	102,790.00	730	102,790.00	.150	292
EC1602167	225495	3030	HEATHER CLARRIDGE	02/17/2016	188,300.00	.150	02/16/2018	188,300.00	730	188,300.00	.150	292
EC1602175	225496	3030	RICHARD JAMES	02/17/2016	80,995.00	.150	02/16/2018	80,995.00	730	80,995.00	.150	292
EC1602183	225497	3030	RICHARD HARDY III	02/17/2016	105,000.00	.150	02/16/2018	105,000.00	730	105,000.00	.150	292

Run Date: 5/1/2017 10:14:30 AM

Investments Outstanding As Of Date: 4/30/2017

INVENTORY BY MATURITY REPORT

CUSIP	Investment #	Fund	Issuer	Purchase Date	Current Book	Current Rate	Maturity Date	Maturity Amount	Total Days From Purc	Current Par	YTM	Days to Maturity
EC1602191	225498	3030	NILES FULLER	02/17/2016	115,000.00	.150	02/16/2018	115,000.00	730	115,000.00	.150	292
EC1602209	225499	3030	MICHAEL HAUSFELD	02/17/2016	45,990.10	.150	02/16/2018	45,990.10	730	45,990.10	.150	292
EC1602217	225500	3030	ROBERT MCBRIDE	02/17/2016	100,820.00	.150	02/16/2018	100,820.00	730	100,820.00	.150	292
LD1600377	225514	3050	BAKERS COLLISION REPAIR S	02/18/2016	73,859.86	.150	02/16/2018	73,859.86	729	73,859.86	.150	292
LD1600385	225515	3050	TRI-R DIES INC.	02/18/2016	107,391.00	.150	02/16/2018	107,391.00	729	107,391.00	.150	292
LD1600393	225562	3050	MABAM ENTERPRISES INC.	02/24/2016	400,000.00	.150	02/23/2018	400,000.00	730	400,000.00	.150	299
14912L6P1	227278	1030	CATERPILLAR FIN 1.500 2-23-	07/13/2016	10,097,500.00	1.500	02/23/2018	10,000,000.00	590	10,000,000.00	.889	299
912828UR9	224358	1020	US TREASURY NOTE	10/08/2015	14,995,312.50	.750	02/28/2018	15,000,000.00	874	15,000,000.00	.763	304
LD1600401	225596	3050	JOHN J YODER DBA: ASHERY	02/29/2016	102,000.00	.150	02/28/2018	102,000.00	730	102,000.00	.150	304
46513AE89	213065	1010	ISRAEL BOND	03/01/2013	10,500,000.00	2.610	03/01/2018	10,500,000.00	1826	10,500,000.00	2.610	305
46513AYQ7	213067	1010	ISRAEL BOND (FLOATING RAT	03/01/2013	10,500,000.00	2.000	03/01/2018	10,500,000.00	1826	10,500,000.00	2.000	305
LD1600419	225615	3050	SMITH FAMILY FROSTED FOO	03/01/2016	251,560.00	.150	03/01/2018	251,560.00	730	251,560.00	.150	305
166764AV2	223727	1030	CHEVRON CORP	08/17/2015	9,982,300.00	1.365	03/02/2018	10,000,000.00	928	10,000,000.00	1.436	306
LD1600427	225641	3050	ANESE MASONRY LLC	03/03/2016	77,996.36	.150	03/02/2018	77,996.36	729	77,996.36	.150	306
3130AAW95	229783	1000	FHLB 1 03-02-18	03/03/2017	25,000,000.00	1.000	03/02/2018	25,000,000.00	364	25,000,000.00	1.000	306
30231GAL6	227172	1030	EXXON MOBIL CORP 1.305 3-0	06/30/2016	5,849,062.56	1.305	03/06/2018	5,808,000.00	614	5,808,000.00	.881	310
084664CE9	227582	1030	BERKSHIRE HATHAW 1.450 3-	08/04/2016	2,561,673.27	1.450	03/07/2018	2,539,000.00	580	2,539,000.00	.884	311
EC1602225	225667	3030	AUSTIN MEHL	03/08/2016	15,000.00	.150	03/08/2018	15,000.00	730	15,000.00	.150	312
313378A43	222208	1010	FHLB DEBENTURE	04/27/2015	10,118,170.00	1.375	03/09/2018	10,000,000.00	1047	10,000,000.00	.956	313
24422ESB6	216826	1030	JOHN DEERE CAPITAL CORP	03/10/2014	9,953,000.00	1.300	03/12/2018	10,000,000.00	1463	10,000,000.00	1.421	316
02665WAT8	228145	1030	AMERICAN HONDA F 1.500 3-	09/30/2016	7,553,700.00	1.500	03/13/2018	7,500,000.00	529	7,500,000.00	1.002	317
EC1602233	225718	3030	VILAS DESHPANDE	03/14/2016	250,000.00	.150	03/14/2018	250,000.00	730	250,000.00	.150	318
LD1600435	225775	3050	VON SOSSAN CONTRACTING I	03/15/2016	400,000.00	.150	03/14/2018	400,000.00	729	400,000.00	.150	318
LD1600443	225801	3050	BENEFACTORS COUNSEL LLC	03/17/2016	80,000.00	.150	03/16/2018	80,000.00	729	80,000.00	.150	320
EC1602241	225819	3030	MICHELLE SAVOTI	03/21/2016	64,890.00	.150	03/21/2018	64,890.00	730	64,890.00	.150	325
EC1602258	225820	3030	JEFFERY FREMONT	03/21/2016	140,329.75	.150	03/21/2018	140,329.75	730	140,329.75	.150	325
EC1602266	225821	3030	JEFFREY & LISA JAMES	03/21/2016	55,460.00	.150	03/21/2018	55,460.00	730	55,460.00	.150	325
EC1602274	225822	3030	KENNEH BARTH	03/21/2016	25,575.00	.150	03/21/2018	25,575.00	730	25,575.00	.150	325
EC1602282	225823	3030	DENNIS POLING	03/21/2016	32,850.00	.150	03/21/2018	32,850.00	730	32,850.00	.150	325
EC1602290	225824	3030	GREGORY & AUDREY PRINZBA	03/21/2016	250,000.00	.150	03/21/2018	250,000.00	730	250,000.00	.150	325
LD1600450	225888	3050	MAHONING VALLEY TOOL & M	03/29/2016	199,200.00	.150	03/29/2018	199,200.00	730	199,200.00	.150	333
LD1600468	225895	3050	MIKE BAUMANN PLUMBING IN	03/30/2016	29,288.61	.150	03/30/2018	29,288.61	730	29,288.61	.150	334
LD1600476	225896	3050	KESSEN VETERINARY CLINIC I	03/30/2016	382,964.39	.150	03/30/2018	382,964.39	730	382,964.39	.150	334

Run Date: 5/1/2017 10:14:30 AM

Investments Outstanding As Of Date: 4/30/2017

INVENTORY BY MATURITY REPORT

CUSIP	Investment #	Fund	Issuer	Purchase Date	Current Book	Current Rate	Maturity Date	Maturity Amount	Total Days From Purc	Current Par	YTM	Days to Maturity
912828Q45	227156	1020	US TREASURY NOTE .875 3-31	06/28/2016	20,106,250.00	.875	03/31/2018	20,000,000.00	641	20,000,000.00	.571	335
880591EC2	224506	1010	TVA DEBENTURE	10/21/2015	16,302,900.00	4.500	04/01/2018	15,000,000.00	893	15,000,000.00	.899	336
191216BA7	227581	1030	COCA COLA COMPAN 1.150 4-	08/04/2016	5,027,650.00	1.150	04/01/2018	5,000,000.00	605	5,000,000.00	.813	336
EC1602308	225959	3030	RONALD PYCRAFT	04/06/2016	20,000.00	.150	04/06/2018	20,000.00	730	20,000.00	.150	341
EC1602324	225990	3030	ANGELA HALE	04/11/2016	147,185.00	.150	04/11/2018	147,185.00	730	147,185.00	.150	346
EC1602332	225991	3030	MARSHA MEREDITH	04/11/2016	40,255.00	.150	04/11/2018	40,255.00	730	40,255.00	.150	346
EC1602340	225992	3030	MICHAEL MCSWIGGIN	04/11/2016	70,545.00	.150	04/11/2018	70,545.00	730	70,545.00	.150	346
EC1602357	225993	3030	SEAN STEFFANNI	04/11/2016	36,560.00	.150	04/11/2018	36,560.00	730	36,560.00	.150	346
EC1602365	225994	3030	ALLISON & SEAN MITCHELL	04/11/2016	50,470.00	.150	04/11/2018	50,470.00	730	50,470.00	.150	346
EC1602373	225995	3030	LAWRENCE & JOAN SALTIS	04/11/2016	250,000.00	.150	04/11/2018	250,000.00	730	250,000.00	.150	346
931142DF7	228030	1030	WAL-MART STORES 1.125 4-1	09/19/2016	10,035,100.00	1.125	04/11/2018	10,000,000.00	569	10,000,000.00	.893	346
AG1700024	230407	3010	MICHAEL FRANTZ	04/20/2017	15,000.00	.750	04/12/2018	15,000.00	357	15,000.00	.750	347
AG1700032	230408	3010	BRIDENBAUGH FAMILY HERTI	04/20/2017	25,000.00	.750	04/12/2018	25,000.00	357	25,000.00	.750	347
AG1700040	230409	3010	JAMES WILLIAMS III	04/20/2017	30,000.00	.750	04/12/2018	30,000.00	357	30,000.00	.750	347
AG1700057	230410	3010	LYNN COLLERT	04/20/2017	40,000.00	.750	04/12/2018	40,000.00	357	40,000.00	.750	347
AG1700065	230411	3010	JEFF MAY	04/20/2017	47,500.00	.750	04/12/2018	47,500.00	357	47,500.00	.750	347
AG1700073	230412	3010	EDWARD BRICKNER	04/20/2017	65,000.00	.750	04/12/2018	65,000.00	357	65,000.00	.750	347
AG1700081	230413	3010	C. MARK HERSHBERGER	04/20/2017	80,000.00	.750	04/12/2018	80,000.00	357	80,000.00	.750	347
AG1700099	230414	3010	ACHESON FARMS	04/20/2017	84,000.00	.750	04/12/2018	84,000.00	357	84,000.00	.750	347
AG1700644	230415	3010	ALLAN LUCAS	04/20/2017	35,000.00	.750	04/12/2018	35,000.00	357	35,000.00	.750	347
AG1700107	230416	3010	JERRY FRANTZ	04/20/2017	100,000.00	.750	04/12/2018	100,000.00	357	100,000.00	.750	347
AG1700115	230417	3010	JOHN GAZAREK	04/20/2017	120,000.00	.750	04/12/2018	120,000.00	357	120,000.00	.750	347
AG1700123	230418	3010	ROBERT L. RIEMAN	04/20/2017	120,000.00	.750	04/12/2018	120,000.00	357	120,000.00	.750	347
AG1700131	230419	3010	RICHARD BIXEL	04/20/2017	140,000.00	.750	04/12/2018	140,000.00	357	140,000.00	.750	347
AG1700149	230420	3010	MICHAEL BASINGER	04/20/2017	150,000.00	.750	04/12/2018	150,000.00	357	150,000.00	.750	347
AG1700156	230421	3010	NEAL HARRIS	04/20/2017	150,000.00	.750	04/12/2018	150,000.00	357	150,000.00	.750	347
AG1700164	230422	3010	WADE MOSER	04/20/2017	150,000.00	.750	04/12/2018	150,000.00	357	150,000.00	.750	347
AG1700172	230424	3010	ROBERT ZIMMERMAN	04/20/2017	150,000.00	.750	04/12/2018	150,000.00	357	150,000.00	.750	347
AG1700180	230425	3010	DEAN BIXEL	04/20/2017	150,000.00	.750	04/12/2018	150,000.00	357	150,000.00	.750	347
AG1700198	230426	3010	G & R FARMS FLP	04/20/2017	150,000.00	.750	04/12/2018	150,000.00	357	150,000.00	.750	347
AG1700206	230427	3010	MEYER RIVERVIEW FARMS IN	04/20/2017	150,000.00	.750	04/12/2018	150,000.00	357	150,000.00	.750	347
AG1700214	230428	3010	POTATO CREEK FARMS INC	04/20/2017	150,000.00	.750	04/12/2018	150,000.00	357	150,000.00	.750	347
AG1700222	230429	3010	SCHUMACHER & BASINGER LL	04/20/2017	150,000.00	.750	04/12/2018	150,000.00	357	150,000.00	.750	347

Run Date: 5/1/2017 10:14:30 AM

Investments Outstanding As Of Date: 4/30/2017

INVENTORY BY MATURITY REPORT

CUSIP	Investment #	Fund	Issuer	Purchase Date	Current Book	Current Rate	Maturity Date	Maturity Amount	Total Days From Purc	Current Par	YTM	Days to Maturity
AG1700230	230430	3010	TNT FARMS LLC	04/20/2017	150,000.00	.750	04/12/2018	150,000.00	357	150,000.00	.750	347
AG1700248	230431	3010	WILLIAMS FARMS LLC	04/20/2017	150,000.00	.750	04/12/2018	150,000.00	357	150,000.00	.750	347
AG1700461	230432	3010	TROYER CUSTOM FARMING	04/20/2017	100,000.00	.750	04/12/2018	100,000.00	357	100,000.00	.750	347
AG1700479	230433	3010	ROGER GERSCHUTZ	04/20/2017	150,000.00	.750	04/12/2018	150,000.00	357	150,000.00	.750	347
AG1700487	230434	3010	PAHL FARMS LLC	04/20/2017	150,000.00	.750	04/12/2018	150,000.00	357	150,000.00	.750	347
AG1700495	230435	3010	RANDAL ROSEBROCK	04/20/2017	150,000.00	.750	04/12/2018	150,000.00	357	150,000.00	.750	347
AG1700503	230436	3010	DAKS INVESTMENTS INC	04/20/2017	150,000.00	.750	04/12/2018	150,000.00	357	150,000.00	.750	347
AG1700511	230437	3010	CUSTOM AG INNOVATIONS	04/20/2017	150,000.00	.750	04/12/2018	150,000.00	357	150,000.00	.750	347
AG1700529	230438	3010	SAND RIDGE FARM LLC	04/20/2017	80,000.00	.750	04/12/2018	80,000.00	357	80,000.00	.750	347
AG1700537	230439	3010	ROBERT NONEMAN	04/20/2017	150,000.00	.750	04/12/2018	150,000.00	357	150,000.00	.750	347
AG1700545	230440	3010	MVH CUSTOM WORK LLC	04/20/2017	75,000.00	.750	04/12/2018	75,000.00	357	75,000.00	.750	347
AG1700552	230441	3010	WINEGARDNER BROTHERS LL	04/20/2017	150,000.00	.750	04/12/2018	150,000.00	357	150,000.00	.750	347
AG1700560	230442	3010	CHARLES SMITH	04/20/2017	150,000.00	.750	04/12/2018	150,000.00	357	150,000.00	.750	347
AG1700578	230443	3010	RANDY POHLMAN	04/20/2017	150,000.00	.750	04/12/2018	150,000.00	357	150,000.00	.750	347
AG1700586	230444	3010	NORBERT EBBESKOTTE	04/20/2017	40,000.00	.750	04/12/2018	40,000.00	357	40,000.00	.750	347
AG1700594	230445	3010	DORVIN BEAR	04/20/2017	150,000.00	.750	04/12/2018	150,000.00	357	150,000.00	.750	347
AG1700602	230446	3010	DAVID WEHRI	04/20/2017	40,000.00	.750	04/12/2018	40,000.00	357	40,000.00	.750	347
AG1700610	230447	3010	DAVID NOGGLE	04/20/2017	70,000.00	.750	04/12/2018	70,000.00	357	70,000.00	.750	347
AG1700628	230448	3010	TODD MASON	04/20/2017	50,000.00	.750	04/12/2018	50,000.00	357	50,000.00	.750	347
AG1700636	230449	3010	JEFFERY HAYS	04/20/2017	85,000.00	.750	04/12/2018	85,000.00	357	85,000.00	.750	347
AG1700651	230450	3010	DAVID YOUNGPETER	04/20/2017	150,000.00	.750	04/12/2018	150,000.00	357	150,000.00	.750	347
AG1700669	230451	3010	MARVIN THOMPSON	04/20/2017	100,000.00	.750	04/12/2018	100,000.00	357	100,000.00	.750	347
AG1700990	230461	3010	AARON NICHOLS	04/20/2017	5,000.00	.750	04/12/2018	5,000.00	357	5,000.00	.750	347
AG1701055	230462	3010	KAHLE FARMS	04/20/2017	75,000.00	.750	04/12/2018	75,000.00	357	75,000.00	.750	347
AG1701022	230466	3010	ROBERT ERNEST	04/20/2017	100,000.00	.750	04/12/2018	100,000.00	357	100,000.00	.750	347
AG1700677	230467	3010	WENNINGER FARMS LLC	04/20/2017	150,000.00	.750	04/12/2018	150,000.00	357	150,000.00	.750	347
AG1700685	230468	3010	BRADY FAMILY PARTNERSHIP	04/20/2017	150,000.00	.750	04/12/2018	150,000.00	357	150,000.00	.750	347
AG1700693	230469	3010	GLEN MCCLURE	04/20/2017	150,000.00	.750	04/12/2018	150,000.00	357	150,000.00	.750	347
AG1700701	230470	3010	JEFFERY KLINGLER	04/20/2017	95,000.00	.750	04/12/2018	95,000.00	357	95,000.00	.750	347
AG1701048	230471	3010	D&K BURKHOLDER FARMS	04/20/2017	100,000.00	.750	04/12/2018	100,000.00	357	100,000.00	.750	347
AG1700719	230472	3010	HUTCHINSON BROTHERS	04/20/2017	25,000.00	.750	04/12/2018	25,000.00	357	25,000.00	.750	347
AG1700727	230473	3010	JAMES BLUCK	04/20/2017	150,000.00	.750	04/12/2018	150,000.00	357	150,000.00	.750	347
AG1700735	230474	3010	N MILLER	04/20/2017	100,000.00	.750	04/12/2018	100,000.00	357	100,000.00	.750	347

Run Date: 5/1/2017 10:14:30 AM

Investments Outstanding As Of Date: 4/30/2017

INVENTORY BY MATURITY REPORT

CUSIP	Investment #	Fund	Issuer	Purchase Date	Current Book	Current Rate	Maturity Date	Maturity Amount	Total Days From Purc	Current Par	YTM	Days to Maturity
AG1700933	230475	3010	LARRY LUDWIG	04/20/2017	110,000.00	.750	04/12/2018	110,000.00	357	110,000.00	.750	347
AG1700743	230476	3010	RICK MILLER	04/20/2017	95,000.00	.750	04/12/2018	95,000.00	357	95,000.00	.750	347
AG1700750	230477	3010	ROBERT E NIESE FARMS	04/20/2017	75,000.00	.750	04/12/2018	75,000.00	357	75,000.00	.750	347
AG1700925	230478	3010	HEFNER FARMS	04/20/2017	120,000.00	.750	04/12/2018	120,000.00	357	120,000.00	.750	347
AG1700966	230479	3010	EDWARD GOLLIDAY	04/20/2017	120,000.00	.750	04/12/2018	120,000.00	357	120,000.00	.750	347
AG1701014	230480	3010	R RETTIG	04/20/2017	120,000.00	.750	04/12/2018	120,000.00	357	120,000.00	.750	347
AG1700768	230481	3010	C&S BIXEL FARMS	04/20/2017	150,000.00	.750	04/12/2018	150,000.00	357	150,000.00	.750	347
AG1700883	230482	3010	JIM MCCLURE	04/20/2017	150,000.00	.750	04/12/2018	150,000.00	357	150,000.00	.750	347
AG1700891	230483	3010	DAN J WAGNER FARMS LLC	04/20/2017	150,000.00	.750	04/12/2018	150,000.00	357	150,000.00	.750	347
AG1700347	230484	3010	CHRISTOPHER MAXWELL	04/20/2017	30,000.00	.750	04/12/2018	30,000.00	357	30,000.00	.750	347
AG1700776	230485	3010	RANDALL BUNN	04/20/2017	150,000.00	.750	04/12/2018	150,000.00	357	150,000.00	.750	347
AG1700909	230486	3010	DELONG FARMS	04/20/2017	150,000.00	.750	04/12/2018	150,000.00	357	150,000.00	.750	347
AG1700784	230487	3010	KAHLE BROS FARMS	04/20/2017	150,000.00	.750	04/12/2018	150,000.00	357	150,000.00	.750	347
AG1700453	230488	3010	GARY ORDWAY	04/20/2017	30,000.00	.750	04/12/2018	30,000.00	357	30,000.00	.750	347
AG1700792	230489	3010	KAHLE CATTLE	04/20/2017	150,000.00	.750	04/12/2018	150,000.00	357	150,000.00	.750	347
AG1700917	230490	3010	DON LIMES FARMS	04/20/2017	150,000.00	.750	04/12/2018	150,000.00	357	150,000.00	.750	347
AG1700800	230491	3010	MICHAEL J. STECHSCHULTE	04/20/2017	150,000.00	.750	04/12/2018	150,000.00	357	150,000.00	.750	347
AG1700818	230492	3010	R MONTGOMERY	04/20/2017	100,000.00	.750	04/12/2018	100,000.00	357	100,000.00	.750	347
AG1700941	230493	3010	HEATH FARMS	04/20/2017	150,000.00	.750	04/12/2018	150,000.00	357	150,000.00	.750	347
AG1700321	230494	3010	STEVEN TROYER	04/20/2017	35,000.00	.750	04/12/2018	35,000.00	357	35,000.00	.750	347
AG1700826	230495	3010	D WARREN	04/20/2017	150,000.00	.750	04/12/2018	150,000.00	357	150,000.00	.750	347
AG1700834	230496	3010	M BRYAN	04/20/2017	120,000.00	.750	04/12/2018	120,000.00	357	120,000.00	.750	347
AG1700958	230497	3010	JAMES FARMS	04/20/2017	150,000.00	.750	04/12/2018	150,000.00	357	150,000.00	.750	347
AG1700842	230498	3010	S KILL	04/20/2017	150,000.00	.750	04/12/2018	150,000.00	357	150,000.00	.750	347
AG1700974	230499	3010	C. DAVID AND JANA D. CAUDI	04/20/2017	150,000.00	.750	04/12/2018	150,000.00	357	150,000.00	.750	347
AG1700859	230500	3010	K FISHER	04/20/2017	150,000.00	.750	04/12/2018	150,000.00	357	150,000.00	.750	347
AG1700263	230501	3010	TED LYMANSTALL	04/20/2017	50,000.00	.750	04/12/2018	50,000.00	357	50,000.00	.750	347
AG1700867	230502	3010	JAMES J AND DEAN G SCHROE	04/20/2017	85,000.00	.750	04/12/2018	85,000.00	357	85,000.00	.750	347
AG1700982	230503	3010	JEFFREY L. TURNER	04/20/2017	150,000.00	.750	04/12/2018	150,000.00	357	150,000.00	.750	347
AG1700875	230504	3010	SSB FARMS LLC	04/20/2017	90,000.00	.750	04/12/2018	90,000.00	357	90,000.00	.750	347
AG1701006	230505	3010	BRIAN WELLY	04/20/2017	150,000.00	.750	04/12/2018	150,000.00	357	150,000.00	.750	347
AG1700297	230506	3010	LYNN FITZWATER	04/20/2017	60,000.00	.750	04/12/2018	60,000.00	357	60,000.00	.750	347
AG1701030	230507	3010	BALLINGER FARMS	04/20/2017	150,000.00	.750	04/12/2018	150,000.00	357	150,000.00	.750	347

Run Date: 5/1/2017 10:14:30 AM

Investments Outstanding As Of Date: 4/30/2017

INVENTORY BY MATURITY REPORT

CUSIP	Investment #	Fund	Issuer	Purchase Date	Current Book	Current Rate	Maturity Date	Maturity Amount	Total Days From Purc	Current Par	YTM	Days to Maturity
AG1701063	230508	3010	TODD WYSS	04/20/2017	150,000.00	.750	04/12/2018	150,000.00	357	150,000.00	.750	347
AG1700438	230509	3010	MARK WILKERSON	04/20/2017	75,000.00	.750	04/12/2018	75,000.00	357	75,000.00	.750	347
AG1701071	230510	3010	BELLINGER FARMS	04/20/2017	150,000.00	.750	04/12/2018	150,000.00	357	150,000.00	.750	347
AG1700255	230511	3010	PHILIP WAGNER	04/20/2017	100,000.00	.750	04/12/2018	100,000.00	357	100,000.00	.750	347
AG1700339	230512	3010	R. MARK LYMANSTALL	04/20/2017	125,000.00	.750	04/12/2018	125,000.00	357	125,000.00	.750	347
AG1700370	230513	3010	CHARLES BADEN	04/20/2017	125,000.00	.750	04/12/2018	125,000.00	357	125,000.00	.750	347
AG1700271	230514	3010	TROYER FAMILY FARMS	04/20/2017	150,000.00	.750	04/12/2018	150,000.00	357	150,000.00	.750	347
AG1700289	230515	3010	CARL LIEBRECHT	04/20/2017	150,000.00	.750	04/12/2018	150,000.00	357	150,000.00	.750	347
AG1700305	230516	3010	RICHARD YODER	04/20/2017	150,000.00	.750	04/12/2018	150,000.00	357	150,000.00	.750	347
AG1700313	230517	3010	ROBERT SCHICK	04/20/2017	150,000.00	.750	04/12/2018	150,000.00	357	150,000.00	.750	347
AG1700354	230518	3010	PHILIP YODER	04/20/2017	150,000.00	.750	04/12/2018	150,000.00	357	150,000.00	.750	347
AG1700362	230519	3010	JEFFREY PETER	04/20/2017	150,000.00	.750	04/12/2018	150,000.00	357	150,000.00	.750	347
AG1700388	230520	3010	TODD FARMS & EXCAVATING	04/20/2017	150,000.00	.750	04/12/2018	150,000.00	357	150,000.00	.750	347
AG1700396	230521	3010	A&C EQUIPMENT LLC	04/20/2017	150,000.00	.750	04/12/2018	150,000.00	357	150,000.00	.750	347
AG1700404	230522	3010	PAUL ADAM REVOCABLE LIVIN	04/20/2017	150,000.00	.750	04/12/2018	150,000.00	357	150,000.00	.750	347
AG1700412	230523	3010	HOMIER FARMS INC	04/20/2017	150,000.00	.750	04/12/2018	150,000.00	357	150,000.00	.750	347
AG1700420	230524	3010	GREGORY TROYER	04/20/2017	150,000.00	.750	04/12/2018	150,000.00	357	150,000.00	.750	347
AG1701477	230525	3010	JOHN GROSS	04/20/2017	20,000.00	.750	04/12/2018	20,000.00	357	20,000.00	.750	347
AG1700446	230526	3010	JERRY LISKA	04/20/2017	150,000.00	.750	04/12/2018	150,000.00	357	150,000.00	.750	347
AG1701485	230527	3010	STEPHEN BETTINGER	04/20/2017	35,095.00	.750	04/12/2018	35,095.00	357	35,095.00	.750	347
AG1701493	230528	3010	WB FARMS INC.	04/20/2017	40,000.00	.750	04/12/2018	40,000.00	357	40,000.00	.750	347
AG1701089	230531	3010	SCOTT SHARP	04/20/2017	15,250.00	.750	04/12/2018	15,250.00	357	15,250.00	.750	347
AG1701097	230532	3010	SCOTT RIFFEL	04/20/2017	17,250.00	.750	04/12/2018	17,250.00	357	17,250.00	.750	347
AG1701105	230533	3010	BRADLEE BOWERS	04/20/2017	30,250.00	.750	04/12/2018	30,250.00	357	30,250.00	.750	347
AG1701113	230534	3010	GARRY SCHOOLEY	04/20/2017	31,250.00	.750	04/12/2018	31,250.00	357	31,250.00	.750	347
AG1701121	230535	3010	DONALD BETHEL	04/20/2017	35,250.00	.750	04/12/2018	35,250.00	357	35,250.00	.750	347
AG1701139	230536	3010	RICHARD BOWERS	04/20/2017	40,250.00	.750	04/12/2018	40,250.00	357	40,250.00	.750	347
AG1701501	230537	3010	RON & JOE LUMBREZER FARM	04/20/2017	40,500.00	.750	04/12/2018	40,500.00	357	40,500.00	.750	347
AG1701147	230538	3010	RONALD WRIGHT	04/20/2017	45,250.00	.750	04/12/2018	45,250.00	357	45,250.00	.750	347
AG1701519	230539	3010	JAN SHULL	04/20/2017	50,000.00	.750	04/12/2018	50,000.00	357	50,000.00	.750	347
AG1701527	230540	3010	BRENT STUDENKA	04/20/2017	50,500.00	.750	04/12/2018	50,500.00	357	50,500.00	.750	347
AG1701154	230541	3010	RICHARD LAMP	04/20/2017	60,250.00	.750	04/12/2018	60,250.00	357	60,250.00	.750	347
AG1701535	230542	3010	LARRY VANDENBUSCHE	04/20/2017	80,000.00	.750	04/12/2018	80,000.00	357	80,000.00	.750	347

Run Date: 5/1/2017 10:14:30 AM

Investments Outstanding As Of Date: 4/30/2017

INVENTORY BY MATURITY REPORT

CUSIP	Investment #	Fund	Issuer	Purchase Date	Current Book	Current Rate	Maturity Date	Maturity Amount	Total Days From Purc	Current Par	YTM	Days to Maturity
AG1701543	230543	3010	M & P EISEL FARMS LLC	04/20/2017	92,000.00	.750	04/12/2018	92,000.00	357	92,000.00	.750	347
AG1701162	230544	3010	RODNEY BOWERS	04/20/2017	60,250.00	.750	04/12/2018	60,250.00	357	60,250.00	.750	347
AG1701550	230545	3010	RICHARD PATEK	04/20/2017	100,000.00	.750	04/12/2018	100,000.00	357	100,000.00	.750	347
AG1701568	230546	3010	JACK PATEK	04/20/2017	100,000.00	.750	04/12/2018	100,000.00	357	100,000.00	.750	347
AG1701170	230547	3010	RYAN FOSTER	04/20/2017	75,250.00	.750	04/12/2018	75,250.00	357	75,250.00	.750	347
AG1701576	230548	3010	SIMON BROTHERS	04/20/2017	100,000.00	.750	04/12/2018	100,000.00	357	100,000.00	.750	347
AG1701584	230549	3010	DONALD BUCKENMEYER	04/20/2017	100,000.00	.750	04/12/2018	100,000.00	357	100,000.00	.750	347
AG1701592	230550	3010	SCOTT GILLEN	04/20/2017	100,000.00	.750	04/12/2018	100,000.00	357	100,000.00	.750	347
AG1701188	230551	3010	MARK ROSS	04/20/2017	75,278.00	.750	04/12/2018	75,278.00	357	75,278.00	.750	347
AG1701600	230552	3010	WILLIAM J. BUCKENMEYER	04/20/2017	135,000.00	.750	04/12/2018	135,000.00	357	135,000.00	.750	347
AG1701618	230553	3010	HUSKINS FARMS	04/20/2017	150,000.00	.750	04/12/2018	150,000.00	357	150,000.00	.750	347
AG1701626	230554	3010	JEFFREY TRUCKOR	04/20/2017	150,000.00	.750	04/12/2018	150,000.00	357	150,000.00	.750	347
AG1701196	230555	3010	CATTAIL FARMS INC	04/20/2017	100,350.00	.750	04/12/2018	100,350.00	357	100,350.00	.750	347
AG1701634	230556	3010	SZABO FARMS LLC	04/20/2017	150,000.00	.750	04/12/2018	150,000.00	357	150,000.00	.750	347
AG1701642	230557	3010	SCOTT CONRAD	04/20/2017	150,000.00	.750	04/12/2018	150,000.00	357	150,000.00	.750	347
AG1701659	230558	3010	KEITH TRUCKOR	04/20/2017	150,000.00	.750	04/12/2018	150,000.00	357	150,000.00	.750	347
AG1701204	230559	3010	ROBERT MCCLURE	04/20/2017	100,350.00	.750	04/12/2018	100,350.00	357	100,350.00	.750	347
AG1701212	230560	3010	J DUSTIN HINES	04/20/2017	100,350.00	.750	04/12/2018	100,350.00	357	100,350.00	.750	347
AG1701220	230561	3010	DAVID CLAYPOOL	04/20/2017	100,350.00	.750	04/12/2018	100,350.00	357	100,350.00	.750	347
AG1701238	230562	3010	STALDER&STALDER ENTERPRI	04/20/2017	110,350.00	.750	04/12/2018	110,350.00	357	110,350.00	.750	347
AG1701246	230563	3010	BRIAN NEELEY	04/20/2017	120,350.00	.750	04/12/2018	120,350.00	357	120,350.00	.750	347
AG1701253	230564	3010	JOHN HINTZ	04/20/2017	140,250.00	.750	04/12/2018	140,250.00	357	140,250.00	.750	347
AG1701261	230565	3010	DAVID BRANDT	04/20/2017	145,350.00	.750	04/12/2018	145,350.00	357	145,350.00	.750	347
AG1701279	230566	3010	LAMP FAMILY FARMS INC	04/20/2017	150,000.00	.750	04/12/2018	150,000.00	357	150,000.00	.750	347
AG1701667	230567	3010	DANNY L. CRAIG	04/21/2017	25,000.00	.750	04/12/2018	25,000.00	356	25,000.00	.750	347
AG1701675	230568	3010	JEREMY GILDOW	04/21/2017	35,000.00	.750	04/12/2018	35,000.00	356	35,000.00	.750	347
AG1701683	230569	3010	MARK WOLFE	04/21/2017	40,000.00	.750	04/12/2018	40,000.00	356	40,000.00	.750	347
AG1701691	230570	3010	NOAH KEMP	04/21/2017	50,000.00	.750	04/12/2018	50,000.00	356	50,000.00	.750	347
AG1701709	230571	3010	JAMES WATKINS	04/21/2017	100,000.00	.750	04/12/2018	100,000.00	356	100,000.00	.750	347
AG1701717	230572	3010	KEMP & SONS FARMS LLC	04/21/2017	150,000.00	.750	04/12/2018	150,000.00	356	150,000.00	.750	347
AG1701725	230573	3010	KYLE HOSTETLER	04/21/2017	70,000.00	.750	04/12/2018	70,000.00	356	70,000.00	.750	347
AG1701733	230574	3010	KRAMER HOMESTEAD INC.	04/21/2017	90,000.00	.750	04/12/2018	90,000.00	356	90,000.00	.750	347
AG1701741	230575	3010	MICHAEL R. OMAN	04/21/2017	90,000.00	.750	04/12/2018	90,000.00	356	90,000.00	.750	347

Run Date: 5/1/2017 10:14:30 AM

Investments Outstanding As Of Date: 4/30/2017

INVENTORY BY MATURITY REPORT

CUSIP	Investment #	Fund	Issuer	Purchase Date	Current Book	Current Rate	Maturity Date	Maturity Amount	Total Days From Purc	Current Par	YTM	Days to Maturity
AG1701287	230576	3010	WALNUT CREEK SEEDS LLC	04/20/2017	150,000.00	.750	04/12/2018	150,000.00	357	150,000.00	.750	347
AG1701758	230577	3010	BROCK YUTZY	04/21/2017	90,000.00	.750	04/12/2018	90,000.00	356	90,000.00	.750	347
AG1701295	230578	3010	STRICKLER FAMILY FARMS LL	04/20/2017	150,000.00	.750	04/12/2018	150,000.00	357	150,000.00	.750	347
AG1701766	230579	3010	JON GINGERICH	04/21/2017	90,000.00	.750	04/12/2018	90,000.00	356	90,000.00	.750	347
AG1701774	230580	3010	RAYMOND KUHNS	04/21/2017	100,000.00	.750	04/12/2018	100,000.00	356	100,000.00	.750	347
AG1701303	230581	3010	JASON CLAYPOOL	04/20/2017	150,000.00	.750	04/12/2018	150,000.00	357	150,000.00	.750	347
AG1701782	230582	3010	LOCIN FARM LLC	04/21/2017	100,000.00	.750	04/12/2018	100,000.00	356	100,000.00	.750	347
AG1701311	230583	3010	TIMOTHY CLAYPOOL	04/20/2017	150,000.00	.750	04/12/2018	150,000.00	357	150,000.00	.750	347
AG1701790	230584	3010	JOHN KAUFFMAN JR.	04/21/2017	150,000.00	.750	04/12/2018	150,000.00	356	150,000.00	.750	347
AG1701865	230585	3010	H&J FARMS LLC	04/21/2017	150,000.00	.750	04/12/2018	150,000.00	356	150,000.00	.750	347
AG1701329	230586	3010	GEARHART FARMS LLC	04/20/2017	25,000.00	.750	04/12/2018	25,000.00	357	25,000.00	.750	347
AG1701808	230587	3010	JEFFERY L. ROBINSON	04/21/2017	150,000.00	.750	04/12/2018	150,000.00	356	150,000.00	.750	347
AG1701816	230588	3010	ROGER STRALEY	04/21/2017	150,000.00	.750	04/12/2018	150,000.00	356	150,000.00	.750	347
AG1701873	230589	3010	HOSTETLER FAMILY FARMS LL	04/21/2017	150,000.00	.750	04/12/2018	150,000.00	356	150,000.00	.750	347
AG1701337	230590	3010	CLINTON BEAVERS	04/20/2017	25,000.00	.750	04/12/2018	25,000.00	357	25,000.00	.750	347
AG1701824	230591	3010	JAMES A. GRAY	04/21/2017	150,000.00	.750	04/12/2018	150,000.00	356	150,000.00	.750	347
AG1701832	230592	3010	NAVE-FIELD FARMS LLC	04/21/2017	150,000.00	.750	04/12/2018	150,000.00	356	150,000.00	.750	347
AG1701345	230593	3010	MARK SCARPITTI	04/20/2017	30,000.00	.750	04/12/2018	30,000.00	357	30,000.00	.750	347
AG1701881	230594	3010	JJ WALTON FARMS LLC	04/21/2017	150,000.00	.750	04/12/2018	150,000.00	356	150,000.00	.750	347
AG1701840	230595	3010	ROBERT C. MITCHELL	04/21/2017	150,000.00	.750	04/12/2018	150,000.00	356	150,000.00	.750	347
AG1701899	230596	3010	MARLIN YUTZY	04/21/2017	150,000.00	.750	04/12/2018	150,000.00	356	150,000.00	.750	347
AG1701352	230597	3010	FLAT-MAPLE FARM	04/20/2017	35,000.00	.750	04/12/2018	35,000.00	357	35,000.00	.750	347
AG1701857	230598	3010	KYLE YUTZY	04/21/2017	150,000.00	.750	04/12/2018	150,000.00	356	150,000.00	.750	347
AG1701360	230599	3010	ARROW CREEK FARM	04/20/2017	40,000.00	.750	04/12/2018	40,000.00	357	40,000.00	.750	347
AG1701378	230600	3010	GDR FARMS LLC	04/20/2017	50,000.00	.750	04/12/2018	50,000.00	357	50,000.00	.750	347
AG1701386	230601	3010	PAUL D BROWN	04/20/2017	80,000.00	.750	04/12/2018	80,000.00	357	80,000.00	.750	347
AG1701907	230602	3010	BRAD MATTIX	04/21/2017	150,000.00	.750	04/12/2018	150,000.00	356	150,000.00	.750	347
AG1701394	230603	3010	CLIFTON FAMILY FARM PARTN	04/20/2017	150,000.00	.750	04/12/2018	150,000.00	357	150,000.00	.750	347
AG1701915	230604	3010	GUY GREEN	04/21/2017	150,000.00	.750	04/12/2018	150,000.00	356	150,000.00	.750	347
AG1701402	230605	3010	GRAVES BROTHERS	04/20/2017	150,000.00	.750	04/12/2018	150,000.00	357	150,000.00	.750	347
AG1701923	230606	3010	MICHAEL SULLIVAN	04/21/2017	15,000.00	.750	04/12/2018	15,000.00	356	15,000.00	.750	347
AG1701410	230607	3010	MARK LITTLE	04/20/2017	150,000.00	.750	04/12/2018	150,000.00	357	150,000.00	.750	347
AG1701931	230608	3010	NATHANIEL PRICE	04/21/2017	25,000.00	.750	04/12/2018	25,000.00	356	25,000.00	.750	347

Run Date: 5/1/2017 10:14:30 AM

Investments Outstanding As Of Date: 4/30/2017

INVENTORY BY MATURITY REPORT

CUSIP	Investment #	Fund	Issuer	Purchase Date	Current Book	Current Rate	Maturity Date	Maturity Amount	Total Days From Purc	Current Par	YTM	Days to Maturity
AG1701428	230609	3010	METZGER BROTHERS	04/20/2017	150,000.00	.750	04/12/2018	150,000.00	357	150,000.00	.750	347
AG1701949	230610	3010	COREY HALL	04/21/2017	60,000.00	.750	04/12/2018	60,000.00	356	60,000.00	.750	347
AG1701436	230611	3010	JOHN D CAUDILL	04/20/2017	150,000.00	.750	04/12/2018	150,000.00	357	150,000.00	.750	347
AG1701956	230612	3010	JEFFREY WALL	04/21/2017	105,000.00	.750	04/12/2018	105,000.00	356	105,000.00	.750	347
AG1701444	230613	3010	WILLIAM R CAUDILL	04/20/2017	150,000.00	.750	04/12/2018	150,000.00	357	150,000.00	.750	347
AG1701964	230614	3010	TIMOTHY LYDEN	04/21/2017	115,000.00	.750	04/12/2018	115,000.00	356	115,000.00	.750	347
AG1701451	230615	3010	SEAN MCKEE	04/20/2017	150,000.00	.750	04/12/2018	150,000.00	357	150,000.00	.750	347
AG1701972	230616	3010	JAMES MONROE	04/21/2017	123,000.00	.750	04/12/2018	123,000.00	356	123,000.00	.750	347
AG1701469	230617	3010	TIMOTHY S KNISLEY	04/20/2017	150,000.00	.750	04/12/2018	150,000.00	357	150,000.00	.750	347
AG1701980	230618	3010	JAMES JEREW	04/21/2017	148,000.00	.750	04/12/2018	148,000.00	356	148,000.00	.750	347
AG1701998	230619	3010	SUNNY LANE FARM	04/21/2017	150,000.00	.750	04/12/2018	150,000.00	356	150,000.00	.750	347
AG1702004	230620	3010	D & S FARMS	04/21/2017	150,000.00	.750	04/12/2018	150,000.00	356	150,000.00	.750	347
AG1702558	230632	3010	JOEL WISH	04/20/2017	25,000.00	.750	04/12/2018	25,000.00	357	25,000.00	.750	347
AG1702566	230633	3010	MICHAEL MAXSON	04/20/2017	40,000.00	.750	04/12/2018	40,000.00	357	40,000.00	.750	347
AG1702574	230634	3010	DANIEL MAXSON	04/20/2017	40,000.00	.750	04/12/2018	40,000.00	357	40,000.00	.750	347
AG1702582	230635	3010	JONATHAN HILDEBRAND	04/20/2017	40,000.00	.750	04/12/2018	40,000.00	357	40,000.00	.750	347
AG1702590	230636	3010	WINDY KNOLL FARM	04/20/2017	50,000.00	.750	04/12/2018	50,000.00	357	50,000.00	.750	347
AG1702608	230637	3010	LARRY TIMMONS JR.	04/20/2017	50,000.00	.750	04/12/2018	50,000.00	357	50,000.00	.750	347
AG1702616	230638	3010	JONATHAN DAVID KING	04/20/2017	60,000.00	.750	04/12/2018	60,000.00	357	60,000.00	.750	347
AG1702624	230639	3010	JASON RYAN	04/20/2017	65,000.00	.750	04/12/2018	65,000.00	357	65,000.00	.750	347
AG1702632	230641	3010	MARY LU SWARTZ	04/20/2017	75,000.00	.750	04/12/2018	75,000.00	357	75,000.00	.750	347
AG1702640	230644	3010	ROBERT LEEDS	04/20/2017	80,000.00	.750	04/12/2018	80,000.00	357	80,000.00	.750	347
AG1702657	230645	3010	DALE MAXSON	04/20/2017	100,000.00	.750	04/12/2018	100,000.00	357	100,000.00	.750	347
AG1702665	230646	3010	JANET GENTIS TRUST	04/20/2017	100,000.00	.750	04/12/2018	100,000.00	357	100,000.00	.750	347
AG1702673	230647	3010	JASON TIMMONS	04/20/2017	100,000.00	.750	04/12/2018	100,000.00	357	100,000.00	.750	347
AG1702681	230648	3010	DARRELL RAMSEY	04/20/2017	100,000.00	.750	04/12/2018	100,000.00	357	100,000.00	.750	347
AG1702699	230649	3010	LEE FARMS	04/20/2017	100,000.00	.750	04/12/2018	100,000.00	357	100,000.00	.750	347
AG1702707	230650	3010	RICKY HAAG	04/20/2017	100,000.00	.750	04/12/2018	100,000.00	357	100,000.00	.750	347
AG1702715	230651	3010	LUCAS HAWKINS	04/20/2017	115,000.00	.750	04/12/2018	115,000.00	357	115,000.00	.750	347
AG1702723	230652	3010	C. KEITH HAWKINS	04/20/2017	115,000.00	.750	04/12/2018	115,000.00	357	115,000.00	.750	347
AG1702798	230653	3010	BRUNGARTH FAMILY FARMS L	04/20/2017	150,000.00	.750	04/12/2018	150,000.00	357	150,000.00	.750	347
AG1702806	230654	3010	BRUCE ROBERTS	04/20/2017	150,000.00	.750	04/12/2018	150,000.00	357	150,000.00	.750	347
AG1702814	230655	3010	JEREMY RENNER	04/20/2017	150,000.00	.750	04/12/2018	150,000.00	357	150,000.00	.750	347

Run Date: 5/1/2017 10:14:30 AM

Investments Outstanding As Of Date: 4/30/2017

INVENTORY BY MATURITY REPORT

CUSIP	Investment #	Fund	Issuer	Purchase Date	Current Book	Current Rate	Maturity Date	Maturity Amount	Total Days From Purc	Current Par	YTM	Days to Maturity
AG1702822	230656	3010	KEITH ROBERTS	04/20/2017	150,000.00	.750	04/12/2018	150,000.00	357	150,000.00	.750	347
AG1702830	230657	3010	STEWART FARMS LLC	04/20/2017	150,000.00	.750	04/12/2018	150,000.00	357	150,000.00	.750	347
AG1702848	230658	3010	PHELPS FARM LLC	04/20/2017	150,000.00	.750	04/12/2018	150,000.00	357	150,000.00	.750	347
AG1702855	230659	3010	KENNETH OSBORN	04/20/2017	150,000.00	.750	04/12/2018	150,000.00	357	150,000.00	.750	347
AG1702863	230660	3010	JAMES AND LARRY TIMMONS	04/20/2017	150,000.00	.750	04/12/2018	150,000.00	357	150,000.00	.750	347
AG1702871	230661	3010	LILL FARMS INC.	04/20/2017	150,000.00	.750	04/12/2018	150,000.00	357	150,000.00	.750	347
AG1702889	230662	3010	LOUIS MEYER	04/20/2017	150,000.00	.750	04/12/2018	150,000.00	357	150,000.00	.750	347
AG1702897	230663	3010	RIDDLE BROTHERS	04/20/2017	50,000.00	.750	04/12/2018	50,000.00	357	50,000.00	.750	347
AG1702905	230664	3010	WILLIAM JURICH	04/20/2017	80,000.00	.750	04/12/2018	80,000.00	357	80,000.00	.750	347
AG1702913	230665	3010	JOHN COOK II	04/20/2017	100,000.00	.750	04/12/2018	100,000.00	357	100,000.00	.750	347
AG1702921	230666	3010	H. RICHARD WOLFE	04/20/2017	100,000.00	.750	04/12/2018	100,000.00	357	100,000.00	.750	347
AG1702731	230667	3010	JOSHUA BLAZIER	04/20/2017	150,000.00	.750	04/12/2018	150,000.00	357	150,000.00	.750	347
AG1702939	230668	3010	TERRY E WRIGHT	04/20/2017	150,000.00	.750	04/12/2018	150,000.00	357	150,000.00	.750	347
AG1702749	230669	3010	DALE SIEBOLD	04/20/2017	150,000.00	.750	04/12/2018	150,000.00	357	150,000.00	.750	347
AG1702947	230670	3010	JAMES HAGLER	04/20/2017	150,000.00	.750	04/12/2018	150,000.00	357	150,000.00	.750	347
AG1702756	230671	3010	BRIAN CALL	04/20/2017	150,000.00	.750	04/12/2018	150,000.00	357	150,000.00	.750	347
AG1702954	230672	3010	PENDLETON FARMS	04/20/2017	150,000.00	.750	04/12/2018	150,000.00	357	150,000.00	.750	347
AG1702764	230673	3010	WISHWELL FARMS	04/20/2017	150,000.00	.750	04/12/2018	150,000.00	357	150,000.00	.750	347
AG1702962	230674	3010	RATLIFF FARMS	04/20/2017	150,000.00	.750	04/12/2018	150,000.00	357	150,000.00	.750	347
AG1702772	230675	3010	CHRIS VALLERY	04/20/2017	150,000.00	.750	04/12/2018	150,000.00	357	150,000.00	.750	347
AG1702970	230676	3010	NEAL NOBLE	04/20/2017	150,000.00	.750	04/12/2018	150,000.00	357	150,000.00	.750	347
AG1702988	230677	3010	ZURMEHLY FARMS	04/20/2017	150,000.00	.750	04/12/2018	150,000.00	357	150,000.00	.750	347
AG1702780	230678	3010	DANNY STEWART	04/20/2017	150,000.00	.750	04/12/2018	150,000.00	357	150,000.00	.750	347
AG1702996	230679	3010	JOHN KINZER JR.	04/20/2017	150,000.00	.750	04/12/2018	150,000.00	357	150,000.00	.750	347
AG1703002	230680	3010	GABRIEL M WEAVER	04/20/2017	150,000.00	.750	04/12/2018	150,000.00	357	150,000.00	.750	347
AG1703010	230681	3010	THOMPSON CREEK FARMS LLC	04/20/2017	150,000.00	.750	04/12/2018	150,000.00	357	150,000.00	.750	347
AG1703028	230682	3010	LAMAR RATLIFF FARMS LLC	04/20/2017	150,000.00	.750	04/12/2018	150,000.00	357	150,000.00	.750	347
AG1703036	230683	3010	BONHAM FARMS LLC	04/20/2017	150,000.00	.750	04/12/2018	150,000.00	357	150,000.00	.750	347
AG1703044	230684	3010	JEFFREY THOMPSON	04/20/2017	150,000.00	.750	04/12/2018	150,000.00	357	150,000.00	.750	347
AG1703051	230685	3010	MICHAEL LANMAN	04/20/2017	150,000.00	.750	04/12/2018	150,000.00	357	150,000.00	.750	347
AG1703069	230686	3010	JOHN WEAVER	04/20/2017	150,000.00	.750	04/12/2018	150,000.00	357	150,000.00	.750	347
AG1703077	230687	3010	LAWRENCE HAGLER	04/20/2017	150,000.00	.750	04/12/2018	150,000.00	357	150,000.00	.750	347
AG1703085	230688	3010	ANDERSON FARMS A GENERA	04/20/2017	150,000.00	.750	04/12/2018	150,000.00	357	150,000.00	.750	347

Run Date: 5/1/2017 10:14:30 AM

Investments Outstanding As Of Date: 4/30/2017

INVENTORY BY MATURITY REPORT

CUSIP	Investment #	Fund	Issuer	Purchase Date	Current Book	Current Rate	Maturity Date	Maturity Amount	Total Days From Purc	Current Par	YTM	Days to Maturity
AG1703093	230689	3010	JOHN PERSINGER	04/20/2017	150,000.00	.750	04/12/2018	150,000.00	357	150,000.00	.750	347
AG1703101	230690	3010	JAMES K MINSHALL	04/20/2017	55,000.00	.750	04/12/2018	55,000.00	357	55,000.00	.750	347
AG1703119	230691	3010	RYAN SKINNER	04/20/2017	20,000.00	.750	04/12/2018	20,000.00	357	20,000.00	.750	347
AG1703127	230692	3010	MICHAEL EDGINGTON	04/20/2017	20,000.00	.750	04/12/2018	20,000.00	357	20,000.00	.750	347
AG1703135	230693	3010	MARY HADDOX	04/20/2017	20,250.00	.750	04/12/2018	20,250.00	357	20,250.00	.750	347
AG1703143	230694	3010	JAMES WINTER	04/20/2017	25,000.00	.750	04/12/2018	25,000.00	357	25,000.00	.750	347
AG1703150	230695	3010	PAUL RHOADS	04/20/2017	28,250.00	.750	04/12/2018	28,250.00	357	28,250.00	.750	347
AG1703168	230696	3010	KEVIN BEAVERS	04/20/2017	30,000.00	.750	04/12/2018	30,000.00	357	30,000.00	.750	347
AG1703176	230697	3010	JUSTIN LEIST	04/20/2017	30,000.00	.750	04/12/2018	30,000.00	357	30,000.00	.750	347
AG1703184	230698	3010	CHRISTOPHER DAVIS	04/20/2017	33,000.00	.750	04/12/2018	33,000.00	357	33,000.00	.750	347
AG1703192	230699	3010	GARY DAVIS	04/20/2017	35,200.00	.750	04/12/2018	35,200.00	357	35,200.00	.750	347
AG1703200	230700	3010	BRIAN HELSER	04/20/2017	40,250.00	.750	04/12/2018	40,250.00	357	40,250.00	.750	347
AG1703218	230701	3010	MATTHEW WRIGHT	04/20/2017	50,000.00	.750	04/12/2018	50,000.00	357	50,000.00	.750	347
AG1703226	230702	3010	DAVID R WIGET	04/20/2017	50,000.00	.750	04/12/2018	50,000.00	357	50,000.00	.750	347
AG1703234	230703	3010	LYLE RICER	04/20/2017	50,000.00	.750	04/12/2018	50,000.00	357	50,000.00	.750	347
AG1703242	230704	3010	R STEVE RICKLY	04/20/2017	60,000.00	.750	04/12/2018	60,000.00	357	60,000.00	.750	347
AG1703259	230705	3010	ZACK SMITH	04/20/2017	75,000.00	.750	04/12/2018	75,000.00	357	75,000.00	.750	347
AG1703267	230706	3010	DALE SMITH	04/20/2017	75,000.00	.750	04/12/2018	75,000.00	357	75,000.00	.750	347
AG1703275	230707	3010	RUSSELL FOSTER	04/20/2017	90,350.00	.750	04/12/2018	90,350.00	357	90,350.00	.750	347
AG1703283	230708	3010	RUSSELL WISCHMEYER	04/20/2017	100,000.00	.750	04/12/2018	100,000.00	357	100,000.00	.750	347
AG1703317	230709	3010	FAIRFIELD CATTLE CO. INC.	04/20/2017	150,000.00	.750	04/12/2018	150,000.00	357	150,000.00	.750	347
AG1703325	230710	3010	JAMES COOKSEY	04/20/2017	150,000.00	.750	04/12/2018	150,000.00	357	150,000.00	.750	347
AG1703291	230711	3010	AARON KULL	04/20/2017	110,000.00	.750	04/12/2018	110,000.00	357	110,000.00	.750	347
AG1703333	230712	3010	ROBERT MINSHALL	04/20/2017	150,000.00	.750	04/12/2018	150,000.00	357	150,000.00	.750	347
AG1703309	230713	3010	CLEARVIEW FARMS INC.	04/20/2017	130,000.00	.750	04/12/2018	130,000.00	357	130,000.00	.750	347
AG1703341	230714	3010	JOHN GEARHERT	04/20/2017	150,000.00	.750	04/12/2018	150,000.00	357	150,000.00	.750	347
AG1703358	230715	3010	ROWLES ENTERPRISES LTD	04/20/2017	150,000.00	.750	04/12/2018	150,000.00	357	150,000.00	.750	347
AG1703366	230716	3010	RADCLIFF VENTURES LLC	04/20/2017	150,000.00	.750	04/12/2018	150,000.00	357	150,000.00	.750	347
AG1703374	230717	3010	ROWLES FARMS INC.	04/20/2017	150,000.00	.750	04/12/2018	150,000.00	357	150,000.00	.750	347
AG1703382	230718	3010	KYLE HUPP	04/20/2017	150,000.00	.750	04/12/2018	150,000.00	357	150,000.00	.750	347
AG1703390	230719	3010	LESTER LEWIS	04/20/2017	150,000.00	.750	04/12/2018	150,000.00	357	150,000.00	.750	347
AG1703408	230720	3010	KYLE REICHELDERFER	04/20/2017	150,000.00	.750	04/12/2018	150,000.00	357	150,000.00	.750	347
AG1703416	230721	3010	DEVIN WELLER	04/20/2017	150,000.00	.750	04/12/2018	150,000.00	357	150,000.00	.750	347

Run Date: 5/1/2017 10:14:30 AM

Investments Outstanding As Of Date: 4/30/2017

INVENTORY BY MATURITY REPORT

CUSIP	Investment #	Fund	Issuer	Purchase Date	Current Book	Current Rate	Maturity Date	Maturity Amount	Total Days From Purc	Current Par	YTM	Days to Maturity
AG1703424	230722	3010	SAMUAL DULAP	04/20/2017	150,000.00	.750	04/12/2018	150,000.00	357	150,000.00	.750	347
AG1703523	230723	3010	B & D FARMS	04/20/2017	150,000.00	.750	04/12/2018	150,000.00	357	150,000.00	.750	347
AG1703432	230724	3010	GAB HAMMAN FARMS	04/20/2017	150,000.00	.750	04/12/2018	150,000.00	357	150,000.00	.750	347
AG1703531	230725	3010	STEVE A GIFFORD	04/20/2017	150,000.00	.750	04/12/2018	150,000.00	357	150,000.00	.750	347
AG1703440	230726	3010	JAY H WIPPEL	04/20/2017	150,000.00	.750	04/12/2018	150,000.00	357	150,000.00	.750	347
AG1703457	230727	3010	STEVE HINES	04/20/2017	150,000.00	.750	04/12/2018	150,000.00	357	150,000.00	.750	347
AG1703549	230728	3010	JOHN FOX	04/20/2017	150,000.00	.750	04/12/2018	150,000.00	357	150,000.00	.750	347
AG1703465	230729	3010	WILLIAM A RITTINGER	04/20/2017	150,000.00	.750	04/12/2018	150,000.00	357	150,000.00	.750	347
AG1703473	230730	3010	JAMES JEPSEN	04/20/2017	150,000.00	.750	04/12/2018	150,000.00	357	150,000.00	.750	347
AG1703556	230731	3010	ORVILLE GIFFORD	04/20/2017	150,000.00	.750	04/12/2018	150,000.00	357	150,000.00	.750	347
AG1703481	230732	3010	STRICKLER FARMS LLC	04/20/2017	150,000.00	.750	04/12/2018	150,000.00	357	150,000.00	.750	347
AG1703499	230733	3010	ORR FARMS	04/20/2017	150,000.00	.750	04/12/2018	150,000.00	357	150,000.00	.750	347
AG1703564	230734	3010	WILBUR SEVER III	04/20/2017	150,000.00	.750	04/12/2018	150,000.00	357	150,000.00	.750	347
AG1703507	230735	3010	ROB STILWELL	04/20/2017	150,000.00	.750	04/12/2018	150,000.00	357	150,000.00	.750	347
AG1703572	230736	3010	RUFF SEED FARMS INC.	04/20/2017	150,000.00	.750	04/12/2018	150,000.00	357	150,000.00	.750	347
AG1703515	230737	3010	CHAD L HOFFMAN	04/20/2017	150,000.00	.750	04/12/2018	150,000.00	357	150,000.00	.750	347
AG1703580	230738	3010	DAVID DELONG	04/20/2017	150,000.00	.750	04/12/2018	150,000.00	357	150,000.00	.750	347
AG1703598	230739	3010	JASON GREEN	04/20/2017	150,000.00	.750	04/12/2018	150,000.00	357	150,000.00	.750	347
AG1703606	230740	3010	J ADAMS FARMS LLC	04/20/2017	150,000.00	.750	04/12/2018	150,000.00	357	150,000.00	.750	347
AG1703739	230741	3010	CUPP FARMS	04/20/2017	150,000.00	.750	04/12/2018	150,000.00	357	150,000.00	.750	347
AG1703614	230742	3010	KEITH PETERS LLC	04/20/2017	150,000.00	.750	04/12/2018	150,000.00	357	150,000.00	.750	347
AG1703747	230743	3010	STEVE SUVER	04/20/2017	150,000.00	.750	04/12/2018	150,000.00	357	150,000.00	.750	347
AG1703622	230744	3010	J DOUGLAS GIFFORD	04/20/2017	150,000.00	.750	04/12/2018	150,000.00	357	150,000.00	.750	347
AG1703754	230745	3010	BRYAN HUPP	04/20/2017	150,000.00	.750	04/12/2018	150,000.00	357	150,000.00	.750	347
AG1703762	230746	3010	WYATT WILSON	04/20/2017	150,000.00	.750	04/12/2018	150,000.00	357	150,000.00	.750	347
AG1703630	230747	3010	DELBERT NEFF	04/20/2017	150,000.00	.750	04/12/2018	150,000.00	357	150,000.00	.750	347
AG1703770	230748	3010	TWO L FARMS INC.	04/20/2017	150,000.00	.750	04/12/2018	150,000.00	357	150,000.00	.750	347
AG1703648	230749	3010	CRAZY HORSE ENT. INC.	04/20/2017	150,000.00	.750	04/12/2018	150,000.00	357	150,000.00	.750	347
AG1703788	230750	3010	KEVIN ROBERTS	04/20/2017	10,000.00	.750	04/12/2018	10,000.00	357	10,000.00	.750	347
AG1703796	230751	3010	BRADY MILLER	04/20/2017	60,000.00	.750	04/12/2018	60,000.00	357	60,000.00	.750	347
AG1703655	230752	3010	TRAVIS CUPP	04/20/2017	150,000.00	.750	04/12/2018	150,000.00	357	150,000.00	.750	347
AG1703804	230753	3010	MCCRAY FARMS	04/20/2017	150,000.00	.750	04/12/2018	150,000.00	357	150,000.00	.750	347
AG1703663	230754	3010	JOHN G WAIDELICH	04/20/2017	150,000.00	.750	04/12/2018	150,000.00	357	150,000.00	.750	347

Run Date: 5/1/2017 10:14:30 AM

Investments Outstanding As Of Date: 4/30/2017

INVENTORY BY MATURITY REPORT

CUSIP	Investment #	Fund	Issuer	Purchase Date	Current Book	Current Rate	Maturity Date	Maturity Amount	Total Days From Purc	Current Par	YTM	Days to Maturity
AG1703812	230755	3010	JAMES KUHLWEIN	04/20/2017	25,000.00	.750	04/12/2018	25,000.00	357	25,000.00	.750	347
AG1703820	230756	3010	RYAN MAST	04/20/2017	150,000.00	.750	04/12/2018	150,000.00	357	150,000.00	.750	347
AG1703671	230757	3010	BROOKS MCCOY	04/20/2017	150,000.00	.750	04/12/2018	150,000.00	357	150,000.00	.750	347
AG1703838	230758	3010	D & D PETERS LLC	04/20/2017	150,000.00	.750	04/12/2018	150,000.00	357	150,000.00	.750	347
AG1703846	230759	3010	A & R FARMS OHIO LLC	04/20/2017	150,000.00	.750	04/12/2018	150,000.00	357	150,000.00	.750	347
AG1703689	230760	3010	WILLIAM HOSKINSON	04/20/2017	150,000.00	.750	04/12/2018	150,000.00	357	150,000.00	.750	347
AG1703853	230761	3010	NEIL DOERSAM	04/20/2017	150,000.00	.750	04/12/2018	150,000.00	357	150,000.00	.750	347
AG1703697	230763	3010	DRESBACH FARMS INCORPOR	04/20/2017	150,000.00	.750	04/12/2018	150,000.00	357	150,000.00	.750	347
AG1703879	230764	3010	THOMAS CONNER	04/20/2017	45,000.00	.750	04/12/2018	45,000.00	357	45,000.00	.750	347
AG1703887	230765	3010	JONATHON EVANS	04/20/2017	4,000.00	.750	04/12/2018	4,000.00	357	4,000.00	.750	347
AG1703705	230766	3010	DAVID STEELE	04/20/2017	150,000.00	.750	04/12/2018	150,000.00	357	150,000.00	.750	347
AG1703895	230767	3010	JOSHUA W ROBERTS	04/20/2017	20,000.00	.750	04/12/2018	20,000.00	357	20,000.00	.750	347
AG1703903	230768	3010	MICHAEL MILLER	04/20/2017	25,000.00	.750	04/12/2018	25,000.00	357	25,000.00	.750	347
AG1703713	230769	3010	BRYANT AGRICULTURE ENTER	04/20/2017	150,000.00	.750	04/12/2018	150,000.00	357	150,000.00	.750	347
AG1703911	230770	3010	DALE ROUSH	04/20/2017	25,000.00	.750	04/12/2018	25,000.00	357	25,000.00	.750	347
AG1703929	230771	3010	JASON SHARP	04/20/2017	35,000.00	.750	04/12/2018	35,000.00	357	35,000.00	.750	347
AG1703721	230772	3010	ALLEN ETT	04/20/2017	150,000.00	.750	04/12/2018	150,000.00	357	150,000.00	.750	347
AG1703937	230773	3010	NATHAN EHMAN	04/20/2017	40,000.00	.750	04/12/2018	40,000.00	357	40,000.00	.750	347
AG1703945	230774	3010	MATTHEW ROUSH	04/20/2017	40,000.00	.750	04/12/2018	40,000.00	357	40,000.00	.750	347
AG1703952	230775	3010	JACOB SHAFFER	04/20/2017	45,000.00	.750	04/12/2018	45,000.00	357	45,000.00	.750	347
AG1703960	230776	3010	NEW CENTURY CSA LLC	04/20/2017	55,000.00	.750	04/12/2018	55,000.00	357	55,000.00	.750	347
AG1703978	230777	3010	WAYNE PATRICK	04/20/2017	60,000.00	.750	04/12/2018	60,000.00	357	60,000.00	.750	347
AG1703986	230778	3010	JOHN STROUS	04/20/2017	64,000.00	.750	04/12/2018	64,000.00	357	64,000.00	.750	347
AG1703994	230779	3010	CAROL ROUSH	04/20/2017	75,000.00	.750	04/12/2018	75,000.00	357	75,000.00	.750	347
AG1704000	230780	3010	WAYNE ROBERTS	04/20/2017	80,000.00	.750	04/12/2018	80,000.00	357	80,000.00	.750	347
AG1704018	230781	3010	JOHN ROBERTS	04/20/2017	90,000.00	.750	04/12/2018	90,000.00	357	90,000.00	.750	347
AG1704026	230782	3010	RICHARD MCPHERSON	04/20/2017	150,000.00	.750	04/12/2018	150,000.00	357	150,000.00	.750	347
AG1704034	230783	3010	DENNIS ZEIGLER	04/20/2017	150,000.00	.750	04/12/2018	150,000.00	357	150,000.00	.750	347
AG1702236	230784	3010	BRUCE SHOLL	04/21/2017	150,000.00	.750	04/12/2018	150,000.00	356	150,000.00	.750	347
AG1704042	230785	3010	HASTINGS FARMS GENERAL P	04/20/2017	150,000.00	.750	04/12/2018	150,000.00	357	150,000.00	.750	347
AG1704059	230786	3010	LARRY HAY	04/20/2017	150,000.00	.750	04/12/2018	150,000.00	357	150,000.00	.750	347
AG1704067	230787	3010	JOHN GIFFORD	04/20/2017	150,000.00	.750	04/12/2018	150,000.00	357	150,000.00	.750	347
AG1704075	230788	3010	EWING & SON FARMS LLC	04/20/2017	150,000.00	.750	04/12/2018	150,000.00	357	150,000.00	.750	347

Run Date: 5/1/2017 10:14:30 AM

Investments Outstanding As Of Date: 4/30/2017

INVENTORY BY MATURITY REPORT

CUSIP	Investment #	Fund	Issuer	Purchase Date	Current Book	Current Rate	Maturity Date	Maturity Amount	Total Days From Purc	Current Par	YTM	Days to Maturity
AG1702244	230789	3010	STUCKEY BROTHERS CONTRA	04/21/2017	150,000.00	.750	04/12/2018	150,000.00	356	150,000.00	.750	347
AG1702251	230790	3010	HAACK FARMS INC	04/21/2017	150,000.00	.750	04/12/2018	150,000.00	356	150,000.00	.750	347
AG1704083	230791	3010	RYAN WILSON	04/20/2017	150,000.00	.750	04/12/2018	150,000.00	357	150,000.00	.750	347
AG1704091	230792	3010	STEVE RILEY	04/20/2017	150,000.00	.750	04/12/2018	150,000.00	357	150,000.00	.750	347
AG1704109	230793	3010	DONALD SHAW JR.	04/20/2017	150,000.00	.750	04/12/2018	150,000.00	357	150,000.00	.750	347
AG1702269	230794	3010	DEAN NOFZIGER	04/21/2017	150,000.00	.750	04/12/2018	150,000.00	356	150,000.00	.750	347
AG1704117	230795	3010	JOHN HOFFMAN	04/20/2017	150,000.00	.750	04/12/2018	150,000.00	357	150,000.00	.750	347
AG1704125	230796	3010	JOHN M. BELL	04/20/2017	150,000.00	.750	04/12/2018	150,000.00	357	150,000.00	.750	347
AG1704133	230797	3010	ADAM PETERS	04/20/2017	50,000.00	.750	04/12/2018	50,000.00	357	50,000.00	.750	347
AG1702277	230798	3010	JANE LIGHTHILL	04/21/2017	150,000.00	.750	04/12/2018	150,000.00	356	150,000.00	.750	347
AG1704141	230799	3010	CHARLES PERRILL	04/20/2017	100,300.00	.750	04/12/2018	100,300.00	357	100,300.00	.750	347
AG1704158	230800	3010	BRYAN J CROSIER	04/20/2017	85,000.00	.750	04/12/2018	85,000.00	357	85,000.00	.750	347
AG1702285	230801	3010	RICHARD BURK	04/21/2017	150,000.00	.750	04/12/2018	150,000.00	356	150,000.00	.750	347
AG1702293	230802	3010	WILLIAM BAUMAN	04/21/2017	150,000.00	.750	04/12/2018	150,000.00	356	150,000.00	.750	347
AG1702301	230803	3010	BRADY WOOLACE	04/21/2017	150,000.00	.750	04/12/2018	150,000.00	356	150,000.00	.750	347
AG1702319	230804	3010	MICHAEL CARPENTER	04/21/2017	150,000.00	.750	04/12/2018	150,000.00	356	150,000.00	.750	347
AG1702327	230805	3010	TED POHLMANN	04/21/2017	150,000.00	.750	04/12/2018	150,000.00	356	150,000.00	.750	347
AG1702335	230806	3010	LUCAS NOFZIGER	04/21/2017	150,000.00	.750	04/12/2018	150,000.00	356	150,000.00	.750	347
AG1704398	230822	3010	W.W. HUTTINGER	04/21/2017	100,000.00	.750	04/12/2018	100,000.00	356	100,000.00	.750	347
AG1704406	230823	3010	JAMES AND LIDA KNAPP	04/21/2017	150,000.00	.750	04/12/2018	150,000.00	356	150,000.00	.750	347
AG1704414	230824	3010	TWIN PINE FARMS	04/21/2017	150,000.00	.750	04/12/2018	150,000.00	356	150,000.00	.750	347
3133EHGF4	230825	1000	FFCB ADJUSTABLE RATE BON	04/20/2017	5,000,000.00	1.200	04/12/2018	5,000,000.00	357	5,000,000.00	1.200	347
AG1704422	230826	3010	JANET KUHLMAN	04/20/2017	115,000.00	.750	04/12/2018	115,000.00	357	115,000.00	.750	347
AG1704430	230827	3010	BARLAGE FARMS	04/20/2017	150,000.00	.750	04/12/2018	150,000.00	357	150,000.00	.750	347
AG1704448	230828	3010	KENNETH UNVERFERTH	04/20/2017	150,000.00	.750	04/12/2018	150,000.00	357	150,000.00	.750	347
AG1704455	230829	3010	LINCOLN NAFZIGER	04/20/2017	150,000.00	.750	04/12/2018	150,000.00	357	150,000.00	.750	347
AG1704463	230830	3010	CURTIS COOLEY	04/20/2017	150,000.00	.750	04/12/2018	150,000.00	357	150,000.00	.750	347
AG1704471	230831	3010	JEFFREY BEAVERSON	04/20/2017	100,000.00	.750	04/12/2018	100,000.00	357	100,000.00	.750	347
AG1704489	230832	3010	JOHN KURIVIAL	04/20/2017	150,000.00	.750	04/12/2018	150,000.00	357	150,000.00	.750	347
AG1702012	230834	3010	LESLIE SMITH	04/21/2017	25,000.00	.750	04/12/2018	25,000.00	356	25,000.00	.750	347
AG1702020	230835	3010	RANDALL STUCKEY	04/21/2017	50,000.00	.750	04/12/2018	50,000.00	356	50,000.00	.750	347
AG1702038	230836	3010	HAROLD JAMES NAGEL	04/21/2017	60,000.00	.750	04/12/2018	60,000.00	356	60,000.00	.750	347
AG1702046	230837	3010	LESLIE SCHAFFNER	04/21/2017	70,000.00	.750	04/12/2018	70,000.00	356	70,000.00	.750	347

Run Date: 5/1/2017 10:14:30 AM

Investments Outstanding As Of Date: 4/30/2017

INVENTORY BY MATURITY REPORT

CUSIP	Investment #	Fund	Issuer	Purchase Date	Current Book	Current Rate	Maturity Date	Maturity Amount	Total Days From Purc	Current Par	YTM	Days to Maturity
AG1702053	230838	3010	KENNETH DURHAM	04/21/2017	95,000.00	.750	04/12/2018	95,000.00	356	95,000.00	.750	347
AG1702061	230839	3010	KENT LESTER	04/21/2017	100,000.00	.750	04/12/2018	100,000.00	356	100,000.00	.750	347
AG1702079	230840	3010	ALAN SCHAFFNER	04/21/2017	100,000.00	.750	04/12/2018	100,000.00	356	100,000.00	.750	347
AG1702087	230841	3010	MDMT FARMS LLC	04/21/2017	100,000.00	.750	04/12/2018	100,000.00	356	100,000.00	.750	347
AG1702095	230842	3010	RICKY HALL	04/21/2017	100,000.00	.750	04/12/2018	100,000.00	356	100,000.00	.750	347
AG1702103	230843	3010	GARY HAMMON	04/21/2017	125,000.00	.750	04/12/2018	125,000.00	356	125,000.00	.750	347
AG1702111	230845	3010	MITCHEL SCHAFFNER	04/21/2017	125,000.00	.750	04/12/2018	125,000.00	356	125,000.00	.750	347
AG1702129	230847	3010	KEVIN STONG	04/21/2017	130,000.00	.750	04/12/2018	130,000.00	356	130,000.00	.750	347
AG1702137	230849	3010	MASON FAMILY FARMS LLC	04/21/2017	150,000.00	.750	04/12/2018	150,000.00	356	150,000.00	.750	347
AG1702145	230850	3010	RAY LEPPELMEIER	04/21/2017	150,000.00	.750	04/12/2018	150,000.00	356	150,000.00	.750	347
AG1702152	230851	3010	DOUGLAS EISEL	04/21/2017	150,000.00	.750	04/12/2018	150,000.00	356	150,000.00	.750	347
AG1702160	230853	3010	JOHN RETHMEL	04/21/2017	150,000.00	.750	04/12/2018	150,000.00	356	150,000.00	.750	347
AG1702178	230854	3010	HOLLAND FARMS LLC	04/21/2017	150,000.00	.750	04/12/2018	150,000.00	356	150,000.00	.750	347
AG1702186	230855	3010	KEITH JONES	04/21/2017	150,000.00	.750	04/12/2018	150,000.00	356	150,000.00	.750	347
AG1702194	230856	3010	JAMES LEATHERMAN	04/21/2017	150,000.00	.750	04/12/2018	150,000.00	356	150,000.00	.750	347
AG1702202	230857	3010	JASON MEYERS	04/21/2017	150,000.00	.750	04/12/2018	150,000.00	356	150,000.00	.750	347
AG1702210	230858	3010	NEWCOMER FARMS INC.	04/21/2017	150,000.00	.750	04/12/2018	150,000.00	356	150,000.00	.750	347
AG1702228	230859	3010	GREGORY NOFZIGER	04/21/2017	150,000.00	.750	04/12/2018	150,000.00	356	150,000.00	.750	347
AG1702343	230860	3010	GREGORY OTTO	04/21/2017	150,000.00	.750	04/12/2018	150,000.00	356	150,000.00	.750	347
AG1702350	230861	3010	MATTHEW WALTERS	04/21/2017	35,000.00	.750	04/12/2018	35,000.00	356	35,000.00	.750	347
AG1702368	230862	3010	BRIAN ANDERSON	04/21/2017	50,000.00	.750	04/12/2018	50,000.00	356	50,000.00	.750	347
AG1702376	230863	3010	JONATHON LANG	04/21/2017	50,000.00	.750	04/12/2018	50,000.00	356	50,000.00	.750	347
AG1702384	230864	3010	CHARLES BRESLER	04/21/2017	100,000.00	.750	04/12/2018	100,000.00	356	100,000.00	.750	347
AG1702392	230865	3010	BATESON FARMS	04/21/2017	100,000.00	.750	04/12/2018	100,000.00	356	100,000.00	.750	347
AG1704166	230866	3010	KENNETH SCHROEDER	04/21/2017	150,000.00	.750	04/12/2018	150,000.00	356	150,000.00	.750	347
AG1704174	230867	3010	JERRY HOFFMAN	04/21/2017	125,000.00	.750	04/12/2018	125,000.00	356	125,000.00	.750	347
AG1704182	230868	3010	RYAN ORDWAY	04/21/2017	60,000.00	.750	04/12/2018	60,000.00	356	60,000.00	.750	347
AG1704190	230869	3010	DENNIS STEFFAN	04/21/2017	50,000.00	.750	04/12/2018	50,000.00	356	50,000.00	.750	347
AG1704208	230870	3010	TIMOTHY SCHROEDER	04/21/2017	50,000.00	.750	04/12/2018	50,000.00	356	50,000.00	.750	347
AG1704216	230871	3010	OSCAR S SCHROEDER	04/21/2017	150,000.00	.750	04/12/2018	150,000.00	356	150,000.00	.750	347
AG1704224	230872	3010	HASELMAN BROS.	04/21/2017	150,000.00	.170	04/12/2018	150,000.00	356	150,000.00	.170	347
AG1704232	230873	3010	MOENING FARMS LLC	04/21/2017	150,000.00	.750	04/12/2018	150,000.00	356	150,000.00	.750	347
AG1704240	230874	3010	MICHAEL BALBAUGH	04/21/2017	150,000.00	.750	04/12/2018	150,000.00	356	150,000.00	.750	347

Run Date: 5/1/2017 10:14:30 AM

Investments Outstanding As Of Date: 4/30/2017

INVENTORY BY MATURITY REPORT

CUSIP	Investment #	Fund	Issuer	Purchase Date	Current Book	Current Rate	Maturity Date	Maturity Amount	Total Days From Purc	Current Par	YTM	Days to Maturity
AG1702400	230875	3010	GARY VOLLMAR	04/21/2017	100,000.00	.750	04/12/2018	100,000.00	356	100,000.00	.750	347
AG1704257	230876	3010	GERALD HASELMAN	04/21/2017	65,000.00	.750	04/12/2018	65,000.00	356	65,000.00	.750	347
AG1704265	230877	3010	PALTE FARMS	04/21/2017	125,000.00	.750	04/12/2018	125,000.00	356	125,000.00	.750	347
AG1704273	230878	3010	LEONARD MICHEL	04/21/2017	100,000.00	.750	04/12/2018	100,000.00	356	100,000.00	.750	347
AG1704281	230879	3010	JOE SCHROEDER	04/21/2017	100,000.00	.750	04/12/2018	100,000.00	356	100,000.00	.750	347
AG1704299	230880	3010	HAROLD ROY	04/21/2017	125,000.00	.750	04/12/2018	125,000.00	356	125,000.00	.750	347
AG1704307	230881	3010	RA SCHROEDER FARMS INC.	04/21/2017	150,000.00	.750	04/12/2018	150,000.00	356	150,000.00	.750	347
AG1702418	230882	3010	HARRISON TRAIL FARMS	04/21/2017	100,000.00	.750	04/12/2018	100,000.00	356	100,000.00	.750	347
AG1702426	230883	3010	EDWARD HUFFMAN	04/21/2017	150,000.00	.750	04/12/2018	150,000.00	356	150,000.00	.750	347
AG1704315	230884	3010	GARY ORDWAY	04/21/2017	80,000.00	.750	04/12/2018	80,000.00	356	80,000.00	.750	347
AG1704323	230885	3010	DANNY ROE	04/21/2017	150,000.00	.750	04/12/2018	150,000.00	356	150,000.00	.750	347
AG1704331	230886	3010	CHAD AND JASON PESTER	04/21/2017	90,000.00	.750	04/12/2018	90,000.00	356	90,000.00	.750	347
AG1704349	230887	3010	JEFFREY STEFFAN	04/21/2017	150,000.00	.750	04/12/2018	150,000.00	356	150,000.00	.750	347
AG1704356	230888	3010	DOUGLAS MANGAS	04/21/2017	150,000.00	.750	04/12/2018	150,000.00	356	150,000.00	.750	347
AG1704364	230889	3010	ROGER NIESE	04/21/2017	90,000.00	.750	04/12/2018	90,000.00	356	90,000.00	.750	347
AG1704372	230890	3010	GARY NIESE	04/21/2017	150,000.00	.750	04/12/2018	150,000.00	356	150,000.00	.750	347
AG1704380	230891	3010	CHARLES SCHECKELHOFF	04/21/2017	100,000.00	.750	04/12/2018	100,000.00	356	100,000.00	.750	347
AG1702434	230892	3010	THE ECKEL CATTLE COMPANY	04/21/2017	150,000.00	.750	04/12/2018	150,000.00	356	150,000.00	.750	347
AG1702442	230893	3010	MARK BOSS	04/21/2017	150,000.00	.750	04/12/2018	150,000.00	356	150,000.00	.750	347
AG1702459	230894	3010	JOHN YOUNG	04/21/2017	150,000.00	.750	04/12/2018	150,000.00	356	150,000.00	.750	347
AG1702467	230895	3010	TIMOTHY SHELINE	04/21/2017	150,000.00	.750	04/12/2018	150,000.00	356	150,000.00	.750	347
AG1702475	230898	3010	WULFF FARMS	04/21/2017	150,000.00	.750	04/12/2018	150,000.00	356	150,000.00	.750	347
AG1702483	230899	3010	D & S FARMS LLC	04/21/2017	150,000.00	.750	04/12/2018	150,000.00	356	150,000.00	.750	347
AG1702491	230900	3010	TRAVIS HARRISON	04/21/2017	150,000.00	.750	04/12/2018	150,000.00	356	150,000.00	.750	347
AG1702509	230901	3010	DAN & CHARM POTTER JOINT	04/21/2017	150,000.00	.750	04/12/2018	150,000.00	356	150,000.00	.750	347
AG1702517	230902	3010	ECKEL GRAIN FARMS LTD.	04/21/2017	150,000.00	.750	04/12/2018	150,000.00	356	150,000.00	.750	347
AG1702525	230903	3010	CLEAR VIEW FARMS	04/21/2017	150,000.00	.750	04/12/2018	150,000.00	356	150,000.00	.750	347
AG1702533	230904	3010	RICHARD WALTERS	04/21/2017	150,000.00	.750	04/12/2018	150,000.00	356	150,000.00	.750	347
AG1702541	230905	3010	JERREMY SIEFKER	04/21/2017	70,000.00	.750	04/12/2018	70,000.00	356	70,000.00	.750	347
AG1704505	230942	3010	ZEEDYK FARMS LLC	04/24/2017	150,000.00	.750	04/12/2018	150,000.00	353	150,000.00	.750	347
AG1704513	230943	3010	THOMAS WIEMKEN	04/24/2017	100,000.00	.750	04/12/2018	100,000.00	353	100,000.00	.750	347
AG1704521	230944	3010	JD ECKEL FAMILY FARMS LLC	04/24/2017	150,000.00	.750	04/12/2018	150,000.00	353	150,000.00	.750	347
AG1704539	230945	3010	RANDY CHAPMAN	04/24/2017	50,000.00	.750	04/12/2018	50,000.00	353	50,000.00	.750	347

Run Date: 5/1/2017 10:14:30 AM

Investments Outstanding As Of Date: 4/30/2017

INVENTORY BY MATURITY REPORT

CUSIP	Investment #	Fund	Issuer	Purchase Date	Current Book	Current Rate	Maturity Date	Maturity Amount	Total Days From Purc	Current Par	YTM	Days to Maturity
AG1704547	230947	3010	AREND BROTHERS INC.	04/24/2017	150,000.00	.750	04/12/2018	150,000.00	353	150,000.00	.750	347
AG1704554	230948	3010	AUSTIN BOK	04/24/2017	45,000.00	.750	04/12/2018	45,000.00	353	45,000.00	.750	347
AG1704562	230949	3010	THOMAS SCHLACHTER	04/24/2017	55,000.00	.750	04/12/2018	55,000.00	353	55,000.00	.750	347
AG1704570	230950	3010	SPATIAL AG. SYSTEMS LLC	04/24/2017	150,000.00	.750	04/12/2018	150,000.00	353	150,000.00	.750	347
AG1704588	230951	3010	LEO SHININGER	04/24/2017	150,000.00	.750	04/12/2018	150,000.00	353	150,000.00	.750	347
AG1704596	230966	3010	ANDREWS FARMS INC	04/25/2017	150,000.00	.750	04/12/2018	150,000.00	352	150,000.00	.750	347
AG1704604	230968	3010	AC SCHROEDER LLC	04/25/2017	150,000.00	.750	04/12/2018	150,000.00	352	150,000.00	.750	347
AG1704612	230971	3010	BR FARMS LLC	04/25/2017	150,000.00	.750	04/12/2018	150,000.00	352	150,000.00	.750	347
3133EFJM0	224459	1010	FFCB DEBENTURE	10/19/2015	9,998,500.00	.930	04/13/2018	10,000,000.00	907	10,000,000.00	.936	348
LD1600484	226046	3050	CSM INC .150 4-13-18	04/15/2016	400,000.00	.150	04/13/2018	400,000.00	728	400,000.00	.150	348
LD1600492	226047	3050	ANTHONY P. KOULI .150 4-13-	04/15/2016	228,431.97	.150	04/13/2018	228,431.97	728	228,431.97	.150	348
LD1600500	226503	3050	AC SERVICE COMPA .150 4-20	04/21/2016	29,240.68	.150	04/20/2018	29,240.68	729	29,240.68	.150	355
3133ECMF8	213958	1010	FFCB DEBENTURE	04/24/2013	4,997,500.00	.980	04/24/2018	5,000,000.00	1826	5,000,000.00	.990	359
3133ECMF8	214126	1010	FFCB DEBENTURE	04/24/2013	9,990,000.00	.980	04/24/2018	10,000,000.00	1826	10,000,000.00	1.001	359
3133ECMF8	214149	1010	FFCB DEBENTURE	04/24/2013	4,993,750.00	.980	04/24/2018	5,000,000.00	1826	5,000,000.00	1.006	359
LD1600518	226558	3050	TRI-R DIES INC. .150 4-26-18	04/26/2016	78,724.87	.150	04/26/2018	78,724.87	730	78,724.87	.150	361
LD1600526	226559	3050	YOUNGSTOWN SERVI .150 4-2	04/26/2016	138,075.59	.150	04/26/2018	138,075.59	730	138,075.59	.150	361
3135G0WN9	214150	1010	FNMA DEBENTURE	04/30/2013	5,000,000.00	1.000	04/30/2018	5,000,000.00	1826	5,000,000.00	1.000	365
912828UZ1	214267	1020	US TREASURY NOTE	04/30/2013	24,941,406.25	.625	04/30/2018	25,000,000.00	1826	25,000,000.00	.673	365
912828UZ1	214278	1020	US TREASURY NOTE	05/01/2013	49,886,718.75	.625	04/30/2018	50,000,000.00	1825	50,000,000.00	.671	365
912828UZ1	214323	1020	US TREASURY NOTE	05/06/2013	9,971,875.00	.625	04/30/2018	10,000,000.00	1820	10,000,000.00	.682	365
3136G1KD0	214445	1010	FNMA DEBENTURE	05/14/2013	9,975,000.00	1.000	04/30/2018	10,000,000.00	1812	10,000,000.00	1.052	365
3136G1KD0	214446	1010	FNMA DEBENTURE	05/14/2013	9,990,000.00	1.000	04/30/2018	10,000,000.00	1812	10,000,000.00	1.021	365
3136G1KD0	229469	1000	FNMA 1 04-30-18	02/03/2017	14,997,000.00	1.000	04/30/2018	15,000,000.00	451	15,000,000.00	1.016	365
037833AJ9	222889	1030	APPLE INC	06/09/2015	9,913,200.00	1.000	05/03/2018	10,000,000.00	1059	10,000,000.00	1.306	368
EC1602381	226698	3030	ADAM MUELLER .150 5-03-18	05/03/2016	220,493.00	.150	05/03/2018	220,493.00	730	220,493.00	.150	368
EC1602399	226737	3030	TOMAS K. AND CIN .150 5-04-	05/04/2016	50,000.00	.150	05/04/2018	50,000.00	730	50,000.00	.150	369
LD1600534	226740	3050	MOLYET FARM MARK .150 5-0	05/04/2016	176,671.82	.150	05/04/2018	176,671.82	730	176,671.82	.150	369
LD1600542	226755	3050	SCENE 75 ENTERTA .150 5-04-	05/06/2016	250,000.00	.150	05/04/2018	250,000.00	728	250,000.00	.150	369
3133ECNY6	214324	1010	FFCB DEBENTURE	05/08/2013	9,987,500.00	.950	05/08/2018	10,000,000.00	1826	10,000,000.00	.976	373
LD1600559	226782	3050	OHIO BRIDGE STRI .150 5-11-	05/11/2016	137,117.50	.150	05/11/2018	137,117.50	730	137,117.50	.150	376
LD1600567	226794	3050	MIDWEST PLASTICS .150 5-11	05/12/2016	79,807.60	.150	05/11/2018	79,807.60	729	79,807.60	.150	376
LD1600575	226795	3050	UNIVERSAL FARMS .150 5-11-	05/12/2016	300,000.00	.150	05/11/2018	300,000.00	729	300,000.00	.150	376

Run Date: 5/1/2017 10:14:30 AM

Investments Outstanding As Of Date: 4/30/2017

INVENTORY BY MATURITY REPORT

CUSIP	Investment #	Fund	Issuer	Purchase Date	Current Book	Current Rate	Maturity Date	Maturity Amount	Total Days From Purc	Current Par	YTM	Days to Maturity
LD1600583	226802	3050	DR. FRANKEL & PU .150 5-11-	05/13/2016	32,137.92	.150	05/11/2018	32,137.92	728	32,137.92	.150	376
LD1600609	226818	3050	MIDWEST PLASTICS .150 5-17	05/17/2016	41,000.00	.150	05/17/2018	41,000.00	730	41,000.00	.150	382
LD1600591	226819	3050	MIDWEST PLASTICS .150 5-17	05/17/2016	39,114.17	.150	05/17/2018	39,114.17	730	39,114.17	.150	382
LD1600617	226826	3050	T & T SPORTS LOU .150 5-18-	05/18/2016	52,220.55	.150	05/18/2018	52,220.55	730	52,220.55	.150	383
EC1602407	226830	3030	DAVID HUBBARD .150 5-18-18	05/18/2016	139,335.00	.150	05/18/2018	139,335.00	730	139,335.00	.150	383
EC1602415	226831	3030	CHAD SCHWINNEN .150 5-18-	05/18/2016	175,819.00	.150	05/18/2018	175,819.00	730	175,819.00	.150	383
EC1602423	226832	3030	GARY ECKERT .150 5-18-18	05/18/2016	150,000.00	.150	05/18/2018	150,000.00	730	150,000.00	.150	383
EC1602431	226833	3030	SHANNON MOORE .150 5-18-1	05/18/2016	169,375.00	.150	05/18/2018	169,375.00	730	169,375.00	.150	383
EC1602449	226834	3030	JOSEPH MCCOOL .150 5-18-18	05/18/2016	73,365.00	.150	05/18/2018	73,365.00	730	73,365.00	.150	383
EC1602456	226835	3030	MICHELLE KINCAID .150 5-18-	05/18/2016	224,000.00	.150	05/18/2018	224,000.00	730	224,000.00	.150	383
EC1602464	226836	3030	ROSWITHA SHOUP .150 5-18-	05/18/2016	30,950.00	.150	05/18/2018	30,950.00	730	30,950.00	.150	383
EC1602472	226837	3030	JAMES DALTON .150 5-18-18	05/18/2016	269,332.00	.150	05/18/2018	269,332.00	730	269,332.00	.150	383
EC1602480	226838	3030	LAWRENCE GINGERI .150 5-1	05/18/2016	146,205.00	.150	05/18/2018	146,205.00	730	146,205.00	.150	383
EC1602498	226840	3030	JILL CHUHA .150 5-18-18	05/18/2016	114,000.00	.150	05/18/2018	114,000.00	730	114,000.00	.150	383
EC1602506	226841	3030	MICHAEL SEARS .150 5-18-18	05/18/2016	199,955.00	.150	05/18/2018	199,955.00	730	199,955.00	.150	383
EC1602514	226842	3030	SCOTT COWAN .150 5-18-18	05/18/2016	196,000.00	.150	05/18/2018	196,000.00	730	196,000.00	.150	383
EC1602522	226843	3030	STANTON BOYCE .150 5-18-18	05/18/2016	210,000.00	.150	05/18/2018	210,000.00	730	210,000.00	.150	383
EC1602530	226844	3030	ALLEN & JUDITH K .150 5-18-	05/18/2016	67,875.00	.150	05/18/2018	67,875.00	730	67,875.00	.150	383
LD1600633	226938	3050	EDWARDS REALTY I .150 5-25	05/27/2016	50,000.00	.150	05/25/2018	50,000.00	728	50,000.00	.150	390
LD1600641	226940	3050	JUSTOP CARRY-OUT .150 5-25	05/27/2016	400,000.00	.150	05/25/2018	400,000.00	728	400,000.00	.150	390
LD1600625	226920	3050	DARI FREEZE .150 5-28-18	05/25/2016	33,822.33	.150	05/28/2018	33,822.33	733	33,822.33	.150	393
912828R51	227100	1020	US TREASURY NOTE .875 5-31	06/23/2016	15,041,015.63	.875	05/31/2018	15,000,000.00	707	15,000,000.00	.733	396
46513CQK5	226867	1010	ISRAEL BOND (FLO 1.438 6-01	06/01/2016	10,000,000.00	1.438	06/01/2018	10,000,000.00	730	10,000,000.00	1.438	397
46513CLX2	226868	1010	ISRAEL BOND 1.530 6-01-18	06/01/2016	10,000,000.00	1.530	06/01/2018	10,000,000.00	730	10,000,000.00	1.530	397
LD1600658	226962	3050	HEITSCHE NORTH S .150 6-01	06/01/2016	223,489.00	.150	06/01/2018	223,489.00	730	223,489.00	.150	397
713448BH0	227936	1030	PEPSICO INC 5.000 6-01-18	09/07/2016	4,808,283.27	5.000	06/01/2018	4,501,000.00	632	4,501,000.00	1.016	397
31359MSD6	224168	1010	FNMA DEBENTURE	09/23/2015	7,349,571.38	4.600	06/05/2018	6,703,000.00	986	6,703,000.00	.971	401
EC1602555	226997	3030	MARK BUCKLER .150 6-08-18	06/08/2016	42,950.00	.150	06/08/2018	42,950.00	730	42,950.00	.150	404
EC1602548	226999	3030	KATHERINE TIRA .150 6-08-18	06/08/2016	55,500.00	.150	06/08/2018	55,500.00	730	55,500.00	.150	404
LD1600666	227031	3050	BONE BOYS BBQ & .150 6-14-	06/14/2016	188,333.08	.150	06/14/2018	188,333.08	730	188,333.08	.150	410
LD1600674	227033	3050	BONE BOYS BBQ & .150 6-14-	06/14/2016	21,894.60	.150	06/14/2018	21,894.60	730	21,894.60	.150	410
LD1600682	227034	3050	JONATHAN T EUCKE .150 6-14	06/14/2016	123,321.47	.150	06/14/2018	123,321.47	730	123,321.47	.150	410
LD1600690	227035	3050	ATHENA GRAND LLC .150 6-14	06/14/2016	400,000.00	.150	06/14/2018	400,000.00	730	400,000.00	.150	410

Run Date: 5/1/2017 10:14:30 AM

Investments Outstanding As Of Date: 4/30/2017

INVENTORY BY MATURITY REPORT

CUSIP	Investment #	Fund	Issuer	Purchase Date	Current Book	Current Rate	Maturity Date	Maturity Amount	Total Days From Purc	Current Par	YTM	Days to Maturity
LD1600716	227062	3050	Little Learners .150 6-15-18	06/17/2016	249,545.53	.150	06/15/2018	249,545.53	728	249,545.53	.150	411
LD1600708	227063	3050	PLAZA LANES INC .150 6-15-1	06/17/2016	350,000.00	.150	06/15/2018	350,000.00	728	350,000.00	.150	411
166764AE0	224928	1030	CHEVRON CORP	12/15/2015	5,524,695.00	1.718	06/24/2018	5,500,000.00	922	5,500,000.00	1.536	420
313383HQ7	223895	1010	FHLB DEBENTURE	09/01/2015	5,617,080.00	1.200	06/27/2018	5,600,000.00	1030	5,600,000.00	1.090	423
EC1602563	227148	3030	TAD WILLIAMS .150 6-27-18	06/27/2016	130,725.00	.150	06/27/2018	130,725.00	730	130,725.00	.150	423
EC1602571	227149	3030	ROBERT JACKSON .150 6-27-1	06/27/2016	350,000.00	.150	06/27/2018	350,000.00	730	350,000.00	.150	423
EC1602589	227151	3030	RODNEY MYERS .150 6-27-18	06/27/2016	223,440.00	.150	06/27/2018	223,440.00	730	223,440.00	.150	423
EC1602597	227152	3030	GERALD HOOVER .150 6-27-1	06/27/2016	210,000.00	.150	06/27/2018	210,000.00	730	210,000.00	.150	423
EC1602605	227153	3030	SHELSEE BYRNES .150 6-27-1	06/27/2016	52,896.80	.150	06/27/2018	52,896.80	730	52,896.80	.150	423
EC1602613	227154	3030	RYAN GUNYAN .150 6-27-18	06/27/2016	175,000.00	.150	06/27/2018	175,000.00	730	175,000.00	.150	423
EC1602621	227155	3030	KENT YOUNG .150 6-27-18	06/27/2016	100,580.00	.150	06/27/2018	100,580.00	730	100,580.00	.150	423
EC1602639	227164	3030	ANNETTE STEVENS .150 6-28-	06/28/2016	30,710.00	.150	06/28/2018	30,710.00	730	30,710.00	.150	424
EC1602647	227165	3030	DALMAR HAMILTON .150 6-28	06/28/2016	52,405.00	.150	06/28/2018	52,405.00	730	52,405.00	.150	424
EC1602654	227166	3030	DEREK BROWN .150 6-28-18	06/28/2016	93,855.00	.150	06/28/2018	93,855.00	730	93,855.00	.150	424
EC1602662	227167	3030	MARJORIE PITCHER .150 6-28	06/28/2016	27,800.00	.150	06/28/2018	27,800.00	730	27,800.00	.150	424
EC1602670	227168	3030	KEITH RIFFLE .150 6-28-18	06/28/2016	234,425.00	.150	06/28/2018	234,425.00	730	234,425.00	.150	424
EC1602688	227169	3030	RONALD LIPPS .150 6-28-18	06/28/2016	125,000.00	.150	06/28/2018	125,000.00	730	125,000.00	.150	424
LD1700011	227287	3050	LAKESIDE PROPANE .150 7-11	07/11/2016	150,000.00	.150	07/11/2018	150,000.00	730	150,000.00	.150	437
02665WAW1	223967	1030	AMERICAN HONDA FINANCE C	09/14/2015	5,012,250.00	1.600	07/13/2018	5,000,000.00	1033	5,000,000.00	1.511	439
89236TCP8	224946	1030	TOYOTA MOTOR CREDIT COR	12/17/2015	5,000,750.00	1.550	07/13/2018	5,000,000.00	939	5,000,000.00	1.544	439
LD1700029	227339	3050	ANGEL ANIMAL HOS .150 7-13	07/13/2016	209,308.01	.150	07/13/2018	209,308.01	730	209,308.01	.150	439
912828XK1	224607	1020	US TREASURY NOTE	10/30/2015	14,959,570.31	.875	07/15/2018	15,000,000.00	989	15,000,000.00	.976	441
3135G0E33	223485	1010	FNMA DEBENTURE	07/24/2015	9,996,200.00	1.125	07/20/2018	10,000,000.00	1092	10,000,000.00	1.138	446
EC1700011	227469	3030	ROLAND BAKER .150 7-25-18	07/25/2016	185,968.02	.150	07/25/2018	185,968.02	730	185,968.02	.150	451
EC1700029	227470	3030	KRISTOPHER HALEY .150 7-25	07/25/2016	180,000.00	.150	07/25/2018	180,000.00	730	180,000.00	.150	451
EC1700037	227471	3030	JEANNE STEPHENS .150 7-25-	07/25/2016	96,090.00	.150	07/25/2018	96,090.00	730	96,090.00	.150	451
EC1700045	227472	3030	JOHN WALLACE .150 7-25-18	07/25/2016	125,000.00	.150	07/25/2018	125,000.00	730	125,000.00	.150	451
EC1700052	227473	3030	JESSICA WARNOCK .150 7-25-	07/25/2016	45,630.00	.150	07/25/2018	45,630.00	730	45,630.00	.150	451
EC1700060	227474	3030	DOUGLAS WHITE .150 7-25-1	07/25/2016	112,500.00	.150	07/25/2018	112,500.00	730	112,500.00	.150	451
EC1700078	227475	3030	SARAH WILSON .150 7-25-18	07/25/2016	44,485.00	.150	07/25/2018	44,485.00	730	44,485.00	.150	451
EC1700086	227476	3030	GARRY WINGER .150 7-25-18	07/25/2016	30,750.00	.150	07/25/2018	30,750.00	730	30,750.00	.150	451
LD1700037	227488	3050	B & W WELDING I .150 7-26-1	07/26/2016	400,000.00	.150	07/26/2018	400,000.00	730	400,000.00	.150	452
0258M0DJ5	216492	1030	AMERICAN EXPRESS CREDIT C	01/22/2014	7,194,468.75	2.125	07/27/2018	7,125,000.00	1647	7,125,000.00	1.899	453

Run Date: 5/1/2017 10:14:30 AM

Investments Outstanding As Of Date: 4/30/2017

INVENTORY BY MATURITY REPORT

CUSIP	Investment #	Fund	Issuer	Purchase Date	Current Book	Current Rate	Maturity Date	Maturity Amount	Total Days From Purc	Current Par	YTM	Days to Maturity
3130A5Z85	223381	1010	FHLB DEBENTURE	07/27/2015	9,000,000.00	1.250	07/27/2018	9,000,000.00	1096	9,000,000.00	1.250	453
3134G8XA2	226380	1010	FHLMC MEDIUM TER 1.000 7-	04/27/2016	10,000,000.00	1.000	07/27/2018	10,000,000.00	821	10,000,000.00	1.000	453
EC1700094	227524	3030	MICHAEL MONTGOME .150 7-	07/27/2016	350,000.00	.150	07/27/2018	350,000.00	730	350,000.00	.150	453
LD1700045	227525	3050	CHAGRIN VALLEY S .150 7-27-	07/27/2016	374,079.00	.150	07/27/2018	374,079.00	730	374,079.00	.150	453
EC1700102	227530	3030	DANIEL & SARAH G .150 7-27-	07/27/2016	73,870.00	.150	07/27/2018	73,870.00	730	73,870.00	.150	453
EC1700110	227531	3030	REAGAN BRISTOL .150 7-27-1	07/27/2016	234,500.00	.150	07/27/2018	234,500.00	730	234,500.00	.150	453
EC1700128	227532	3030	BRIAN VULPITTA .150 7-27-18	07/27/2016	348,747.00	.150	07/27/2018	348,747.00	730	348,747.00	.150	453
EC1700136	227533	3030	RONALD & ALMIRA .150 7-27-	07/27/2016	150,000.00	.150	07/27/2018	150,000.00	730	150,000.00	.150	453
EC1700144	227534	3030	WILLIAM LONNEMAN .150 7-2	07/27/2016	50,000.00	.150	07/27/2018	50,000.00	730	50,000.00	.150	453
EC1700151	227535	3030	LISA HILLMAN .150 7-27-18	07/27/2016	175,007.00	.150	07/27/2018	175,007.00	730	175,007.00	.150	453
EC1700169	227536	3030	ROBBIE BERGER .150 7-27-18	07/27/2016	193,438.00	.150	07/27/2018	193,438.00	730	193,438.00	.150	453
EC1700177	227537	3030	TRACIE SORVILLO .150 7-27-1	07/27/2016	47,200.00	.150	07/27/2018	47,200.00	730	47,200.00	.150	453
912828VQ0	227482	1020	US TREASURY NOTE 1.375 7-3	07/26/2016	20,248,437.50	1.375	07/31/2018	20,000,000.00	735	20,000,000.00	.752	457
0258M0DV8	227901	1030	AMERICAN EXPRESS 1.800 7-3	09/01/2016	10,092,900.00	1.800	07/31/2018	10,000,000.00	698	10,000,000.00	1.307	457
LD1700052	227629	3050	SUPERIOR STEEL S .150 8-03-	08/04/2016	149,457.56	.150	08/03/2018	149,457.56	729	149,457.56	.150	460
EC1700185	227639	3030	JESSICA STONECYP .150 8-03-	08/05/2016	60,250.00	.150	08/03/2018	60,250.00	728	60,250.00	.150	460
EC1700193	227640	3030	JOSEPH EPERJESI .150 8-03-1	08/05/2016	42,437.90	.150	08/03/2018	42,437.90	728	42,437.90	.150	460
EC1700201	227641	3030	JAMES SIKORA .150 8-03-18	08/05/2016	34,975.00	.150	08/03/2018	34,975.00	728	34,975.00	.150	460
3130A8Y80	227769	1010	FHLB DEBENTURE .875 8-08-1	08/17/2016	9,992,500.00	.875	08/08/2018	10,000,000.00	721	10,000,000.00	.913	465
3130A8Y80	227856	1010	FHLB DEBENTURE .875 8-08-1	08/25/2016	4,995,000.00	.875	08/08/2018	5,000,000.00	713	5,000,000.00	.927	465
084664BY6	223336	1030	BERKSHIRE HATHAWAY INC	07/16/2015	12,358,550.88	2.000	08/15/2018	12,168,000.00	1126	12,168,000.00	1.478	472
EC1700219	227748	3030	STEVEN MYERS .150 8-15-18	08/15/2016	65,000.00	.150	08/15/2018	65,000.00	730	65,000.00	.150	472
EC1700227	227749	3030	FRANCIS FREDETTE .150 8-15	08/15/2016	138,390.00	.150	08/15/2018	138,390.00	730	138,390.00	.150	472
EC1700235	227750	3030	MATTHEW FLANNERY .150 8-1	08/15/2016	29,920.00	.150	08/15/2018	29,920.00	730	29,920.00	.150	472
EC1700243	227751	3030	JOHN & KAREN RUF .150 8-15	08/15/2016	79,000.00	.150	08/15/2018	79,000.00	730	79,000.00	.150	472
EC1700250	227752	3030	MARK BARNO .150 8-15-18	08/15/2016	179,718.00	.150	08/15/2018	179,718.00	730	179,718.00	.150	472
EC1700268	227753	3030	TODD BACON .150 8-15-18	08/15/2016	110,000.00	.150	08/15/2018	110,000.00	730	110,000.00	.150	472
EC1700276	227754	3030	KARA BEASLEY .150 8-15-18	08/15/2016	39,375.00	.150	08/15/2018	39,375.00	730	39,375.00	.150	472
EC1700284	227778	3030	JEREMY NIXON .150 8-17-18	08/17/2016	17,000.00	.150	08/17/2018	17,000.00	730	17,000.00	.150	474
EC1700292	227779	3030	ROBERT JOHNSON .150 8-17-	08/17/2016	30,800.00	.150	08/17/2018	30,800.00	730	30,800.00	.150	474
EC1700300	227780	3030	DAVID & CYNTHIA .150 8-17-1	08/17/2016	236,680.00	.150	08/17/2018	236,680.00	730	236,680.00	.150	474
EC1700318	227781	3030	ELI RIEGLE .150 8-17-18	08/17/2016	72,500.00	.150	08/17/2018	72,500.00	730	72,500.00	.150	474
EC1700326	227782	3030	CHAD WHILDING .150 8-17-18	08/17/2016	210,000.00	.150	08/17/2018	210,000.00	730	210,000.00	.150	474

Run Date: 5/1/2017 10:14:30 AM

Investments Outstanding As Of Date: 4/30/2017

INVENTORY BY MATURITY REPORT

CUSIP	Investment #	Fund	Issuer	Purchase Date	Current Book	Current Rate	Maturity Date	Maturity Amount	Total Days From Purc	Current Par	YTM	Days to Maturity
EC1700334	227783	3030	PHILIP-SHIRLEY Y .150 8-17-1	08/17/2016	102,500.00	.150	08/17/2018	102,500.00	730	102,500.00	.150	474
EC1700342	227784	3030	DAVID FRAGALE .150 8-17-18	08/17/2016	335,160.00	.150	08/17/2018	335,160.00	730	335,160.00	.150	474
EC1700359	227817	3030	SCOTT WIDEMANN .150 8-17-	08/19/2016	350,000.00	.150	08/17/2018	350,000.00	728	350,000.00	.150	474
EC1700367	227818	3030	JAMES WIPARINA .150 8-17-1	08/19/2016	29,265.00	.150	08/17/2018	29,265.00	728	29,265.00	.150	474
EC1700375	227819	3030	ROBIN HOUCK .150 8-17-18	08/19/2016	75,000.00	.150	08/17/2018	75,000.00	728	75,000.00	.150	474
EC1700383	227820	3030	CHARLES LINDAMOO .150 8-1	08/19/2016	56,955.00	.150	08/17/2018	56,955.00	728	56,955.00	.150	474
EC1700391	227821	3030	SAMUEL HALL .150 8-17-18	08/19/2016	100,000.00	.150	08/17/2018	100,000.00	728	100,000.00	.150	474
EC1700409	227822	3030	RAYMOND L FORBES .150 8-1	08/19/2016	70,265.00	.150	08/17/2018	70,265.00	728	70,265.00	.150	474
EC1700417	227823	3030	BARBARA WOLFE BR .150 8-1	08/19/2016	100,000.00	.150	08/17/2018	100,000.00	728	100,000.00	.150	474
EC1700425	227829	3030	SCOTT ROBERTS .150 8-22-18	08/22/2016	50,000.00	.150	08/22/2018	50,000.00	730	50,000.00	.150	479
EC1700433	227830	3030	ERIC JENSEN .150 8-22-18	08/22/2016	97,170.00	.150	08/22/2018	97,170.00	730	97,170.00	.150	479
EC1700441	227831	3030	CAREY PUCKETT .150 8-22-18	08/22/2016	77,095.00	.150	08/22/2018	77,095.00	730	77,095.00	.150	479
EC1700458	227832	3030	STEVEN MARKOVICH .150 8-2	08/22/2016	115,665.00	.150	08/22/2018	115,665.00	730	115,665.00	.150	479
EC1700466	227833	3030	RONALD KIDD .150 8-22-18	08/22/2016	350,000.00	.150	08/22/2018	350,000.00	730	350,000.00	.150	479
EC1700474	227834	3030	JOSEPH CUSIMANO .150 8-22-	08/22/2016	81,335.00	.150	08/22/2018	81,335.00	730	81,335.00	.150	479
EC1700482	227835	3030	MARY SHIELDS .150 8-22-18	08/22/2016	349,496.00	.150	08/22/2018	349,496.00	730	349,496.00	.150	479
EC1700490	227889	3030	JAMES WIGINGTON .150 8-24-	08/26/2016	46,500.00	.150	08/24/2018	46,500.00	728	46,500.00	.150	481
3130A4DP4	224482	1010	FHLB DEBENTURE	10/20/2015	5,053,100.00	1.300	08/27/2018	5,000,000.00	1042	5,000,000.00	.922	484
912828RE2	218776	1020	US TREASURY NOTE	08/15/2014	25,156,250.00	1.500	08/31/2018	25,000,000.00	1477	25,000,000.00	1.341	488
3133EFCN5	223965	1010	FFCB DEBENTURE	09/14/2015	9,978,900.00	1.100	09/04/2018	10,000,000.00	1086	10,000,000.00	1.172	492
14912L5T4	216405	1030	CATERPILLAR FIN SERV CORP	01/08/2014	5,093,550.00	2.450	09/06/2018	5,000,000.00	1702	5,000,000.00	2.027	494
3133EGTH8	227951	1010	FFCB DEBENTURE 1.030 9-06-	09/06/2016	9,997,500.00	1.030	09/06/2018	10,000,000.00	730	10,000,000.00	1.043	494
LD1700060	227962	3050	ITHKICAN ENTERPR .150 9-06	09/06/2016	215,821.64	.150	09/06/2018	215,821.64	730	215,821.64	.150	494
RE1700013	227971	3040	WHITE DOVE MATTR .150 9-0	09/07/2016	550,000.00	.150	09/07/2018	550,000.00	730	550,000.00	.150	495
EC1700508	227972	3030	JOSEPH NAGY .150 9-07-18	09/07/2016	75,000.00	.150	09/07/2018	75,000.00	730	75,000.00	.150	495
3130A6AE7	224520	1010	FHLB DEBENTURE	10/22/2015	10,055,800.00	1.125	09/14/2018	10,000,000.00	1058	10,000,000.00	.929	502
LD1700078	228053	3050	MENKE BROS. CONS .150 9-14	09/16/2016	123,334.63	.150	09/14/2018	123,334.63	728	123,334.63	.150	502
912828L40	224943	1020	US TREASURY NOTE	12/15/2015	14,940,234.38	1.000	09/15/2018	15,000,000.00	1005	15,000,000.00	1.147	503
3135G0YM9	220797	1010	FNMA DEBENTURE	02/06/2015	20,544,400.00	1.875	09/18/2018	20,000,000.00	1320	20,000,000.00	1.105	506
EC1700516	228084	3030	DARL HARKLEROAD .150 9-20	09/20/2016	261,002.56	.150	09/20/2018	261,002.56	730	261,002.56	.150	508
LD1700086	228146	3050	TIMBERWOODS CAMP .150 9-	09/27/2016	100,000.00	.150	09/27/2018	100,000.00	730	100,000.00	.150	515
EC1700524	228147	3030	VIRGINIA FOX .150 9-27-18	09/27/2016	181,895.00	.150	09/27/2018	181,895.00	730	181,895.00	.150	515
EC1700532	228148	3030	PETER CROWLEY .150 9-27-18	09/27/2016	204,332.70	.150	09/27/2018	204,332.70	730	204,332.70	.150	515

Run Date: 5/1/2017 10:14:30 AM

Investments Outstanding As Of Date: 4/30/2017

INVENTORY BY MATURITY REPORT

CUSIP	Investment #	Fund	Issuer	Purchase Date	Current Book	Current Rate	Maturity Date	Maturity Amount	Total Days From Purc	Current Par	YTM	Days to Maturity
EC1700540	228149	3030	PAUL HICKS .150 9-27-18	09/27/2016	350,000.00	.150	09/27/2018	350,000.00	730	350,000.00	.150	515
EC1700557	228150	3030	DAVID MOES .150 9-27-18	09/27/2016	41,485.00	.150	09/27/2018	41,485.00	730	41,485.00	.150	515
EC1700565	228151	3030	ABIGAIL NORRIS T .150 9-27-	09/27/2016	175,007.00	.150	09/27/2018	175,007.00	730	175,007.00	.150	515
EC1700573	228153	3030	JOSHUA SCHMIDT .150 9-27-1	09/27/2016	76,935.00	.150	09/27/2018	76,935.00	730	76,935.00	.150	515
EC1700581	228154	3030	JUSTIN AND KELLY .150 9-27-	09/27/2016	135,000.00	.150	09/27/2018	135,000.00	730	135,000.00	.150	515
EC1700599	228155	3030	ROXANNE DUDLEY .150 9-27-	09/27/2016	210,000.00	.150	09/27/2018	210,000.00	730	210,000.00	.150	515
EC1700607	228156	3030	COLIN VOGT .150 9-27-18	09/27/2016	189,000.00	.150	09/27/2018	189,000.00	730	189,000.00	.150	515
EC1700615	228157	3030	RENE MILLER .150 9-27-18	09/27/2016	350,000.00	.150	09/27/2018	350,000.00	730	350,000.00	.150	515
3130A7HV0	225714	1010	FHLB DEBENTURE	03/28/2016	7,496,250.00	1.125	09/28/2018	7,500,000.00	914	7,500,000.00	1.145	516
EC1700623	228164	3030	KELLY JONS .150 9-28-18	09/28/2016	125,000.00	.150	09/28/2018	125,000.00	730	125,000.00	.150	516
EC1700631	228165	3030	MATHEW WADE .150 9-28-18	09/28/2016	29,145.00	.150	09/28/2018	29,145.00	730	29,145.00	.150	516
EC1700649	228166	3030	KELLY GARRETT & .150 9-28-1	09/28/2016	213,605.00	.150	09/28/2018	213,605.00	730	213,605.00	.150	516
EC1700656	228167	3030	LORETTA ALFORD .150 9-28-1	09/28/2016	79,990.00	.150	09/28/2018	79,990.00	730	79,990.00	.150	516
EC1700664	228168	3030	THOMAS CADENHEAD .150 9-	09/28/2016	309,344.00	.150	09/28/2018	309,344.00	730	309,344.00	.150	516
EC1700672	228169	3030	SUZANNE SERRATO .150 9-28-	09/28/2016	150,000.00	.150	09/28/2018	150,000.00	730	150,000.00	.150	516
EC1700680	228170	3030	THOMAS DEWITT .150 9-28-1	09/28/2016	210,000.00	.150	09/28/2018	210,000.00	730	210,000.00	.150	516
EC1700698	228171	3030	MARVIN EILERMAN .150 9-28-	09/28/2016	350,000.00	.150	09/28/2018	350,000.00	730	350,000.00	.150	516
EC1700706	228172	3030	MATTHEW CAWLEY .150 9-28-	09/28/2016	245,000.00	.150	09/28/2018	245,000.00	730	245,000.00	.150	516
LD1700094	228183	3050	TEAMONE BEC LLC .150 9-28-	09/28/2016	240,000.00	.150	09/28/2018	240,000.00	730	240,000.00	.150	516
912828RH5	216344	1020	US TREASURY NOTE	12/24/2013	24,750,000.00	1.375	09/30/2018	25,000,000.00	1741	25,000,000.00	1.594	518
3130A9AE1	228263	1010	FHLB DEBENTURE .875 10-01-	10/11/2016	9,991,000.00	.875	10/01/2018	10,000,000.00	720	10,000,000.00	.921	519
LD1700102	228250	3050	ITHKICAN ENTERPR .150 10-0	10/06/2016	75,604.38	.150	10/05/2018	75,604.38	729	75,604.38	.150	523
EC1700714	228260	3030	WENDY CLINE .150 10-05-18	10/07/2016	29,081.00	.150	10/05/2018	29,081.00	728	29,081.00	.150	523
EC1700722	228262	3030	ZACHARY PRICE .150 10-05-1	10/07/2016	60,000.00	.150	10/05/2018	60,000.00	728	60,000.00	.150	523
LD1700110	228273	3050	ELITE NATURESCAP .150 10-1	10/11/2016	213,000.00	.150	10/11/2018	213,000.00	730	213,000.00	.150	529
LD1700128	228316	3050	HJR NEWLON LLC .150 10-12-	10/12/2016	230,584.94	.150	10/12/2018	230,584.94	730	230,584.94	.150	530
880591EQ1	218162	1010	TVA DEBENTURE	06/23/2014	10,061,300.00	1.750	10/15/2018	10,000,000.00	1575	10,000,000.00	1.602	533
912828L81	227785	1020	US TREASURY NOTE .875 10-1	08/18/2016	25,048,828.13	.875	10/15/2018	25,000,000.00	788	25,000,000.00	.783	533
3133EFJE8	224343	1010	FFCB DEBENTURE	10/19/2015	15,000,000.00	1.070	10/19/2018	15,000,000.00	1096	15,000,000.00	1.070	537
LD1700136	228388	3050	PRINTEX INC .150 10-12-18	10/21/2016	258,444.80	.150	10/19/2018	258,444.80	728	258,444.80	.150	537
LD1700144	228389	3050	LISA BROWNING DD .150 10-1	10/21/2016	233,914.24	.150	10/19/2018	233,914.24	728	233,914.24	.150	537
89236TAY1	227597	1030	TOYOTA MOTOR CRE 2.000 10	08/05/2016	10,207,600.00	2.000	10/24/2018	10,000,000.00	810	10,000,000.00	1.051	542
EC1700730	228427	3030	Todd Hunt .150 10-26-18	10/26/2016	70,000.00	.150	10/26/2018	70,000.00	730	70,000.00	.150	544

Run Date: 5/1/2017 10:14:30 AM

Investments Outstanding As Of Date: 4/30/2017

INVENTORY BY MATURITY REPORT

CUSIP	Investment #	Fund	Issuer	Purchase Date	Current Book	Current Rate	Maturity Date	Maturity Amount	Total Days From Purc	Current Par	YTM	Days to Maturity
EC1700748	228430	3030	William Dusseau .150 10-26-1	10/26/2016	350,000.00	.150	10/26/2018	350,000.00	730	350,000.00	.150	544
EC1700755	228431	3030	Dennis Marvich .150 10-26-18	10/26/2016	95,040.00	.150	10/26/2018	95,040.00	730	95,040.00	.150	544
EC1700763	228432	3030	Jennifer Johnson .150 10-26-1	10/26/2016	347,200.00	.150	10/26/2018	347,200.00	730	347,200.00	.150	544
EC1700771	228433	3030	Jeffery Berg .150 10-26-18	10/26/2016	67,500.00	.150	10/26/2018	67,500.00	730	67,500.00	.150	544
EC1700789	228434	3030	David Snook .150 10-26-18	10/26/2016	92,765.00	.150	10/26/2018	92,765.00	730	92,765.00	.150	544
EC1700797	228451	3030	JESSE DICKERSON .150 10-26	10/27/2016	250,000.00	.150	10/26/2018	250,000.00	729	250,000.00	.150	544
EC1700805	228452	3030	LORNA WILLIAMSON .150 10-	10/27/2016	119,960.00	.150	10/26/2018	119,960.00	729	119,960.00	.150	544
EC1700813	228453	3030	JERREL BLANKENSH .150 10-2	10/27/2016	64,500.00	.150	10/26/2018	64,500.00	729	64,500.00	.150	544
EC1700821	228454	3030	JOHN-DANEILLE GW .150 10-2	10/27/2016	206,696.00	.150	10/26/2018	206,696.00	729	206,696.00	.150	544
EC1700839	228455	3030	MICHAEL MCANGUS .150 10-2	10/27/2016	329,000.00	.150	10/26/2018	329,000.00	729	329,000.00	.150	544
EC1700847	228456	3030	MARY RUGGIERI .150 10-26-1	10/27/2016	96,464.55	.150	10/26/2018	96,464.55	729	96,464.55	.150	544
EC1700854	228457	3030	JOSEPH RAQUEPAW .150 10-2	10/27/2016	114,205.00	.150	10/26/2018	114,205.00	729	114,205.00	.150	544
EC1700862	228458	3030	BARBARA FRENCH .150 10-26-	10/27/2016	133,380.00	.150	10/26/2018	133,380.00	729	133,380.00	.150	544
EC1700870	228472	3030	BENJAMIN BEDORE .150 10-2	10/28/2016	120,000.00	.150	10/26/2018	120,000.00	728	120,000.00	.150	544
EC1700888	228473	3030	RICHARD BROWN .150 10-26-	10/28/2016	72,500.00	.150	10/26/2018	72,500.00	728	72,500.00	.150	544
EC1700896	228474	3030	MICHAEL FERDINAN .150 10-2	10/28/2016	25,000.00	.150	10/26/2018	25,000.00	728	25,000.00	.150	544
EC1700904	228475	3030	CHRISTOPHER MILN .150 10-2	10/28/2016	308,682.50	.150	10/26/2018	308,682.50	728	308,682.50	.150	544
EC1700912	228476	3030	CYNTHIA WINSLOW .150 10-2	10/28/2016	150,000.00	.150	10/26/2018	150,000.00	728	150,000.00	.150	544
LD1700151	228477	3050	VOSS BROTHERS SA .150 10-2	10/28/2016	400,000.00	.150	10/26/2018	400,000.00	728	400,000.00	.150	544
3136G2PF8	224413	1010	FNMA DEBENTURE	10/29/2015	9,996,100.00	1.125	10/29/2018	10,000,000.00	1096	10,000,000.00	1.138	547
3136G2PF8	224519	1010	FNMA DEBENTURE	10/29/2015	5,000,000.00	1.125	10/29/2018	5,000,000.00	1096	5,000,000.00	1.125	547
3136G02M2	217550	1010	FNMA DEBENTURE	04/22/2014	9,788,400.00	1.180	10/30/2018	10,000,000.00	1652	10,000,000.00	1.668	548
912828WD8	224000	1020	US TREASURY NOTE	09/15/2015	20,117,968.75	1.250	10/31/2018	20,000,000.00	1142	20,000,000.00	1.058	549
LD1700169	228490	3050	JUST MIKES JERK .150 10-31-	10/31/2016	37,897.11	.150	10/31/2018	37,897.11	730	37,897.11	.150	549
191216BF6	223545	1030	COCA COLA COMPANY	07/31/2015	6,360,068.80	1.650	11/01/2018	6,320,000.00	1189	6,320,000.00	1.449	550
LD1700177	228503	3050	BENROTH ENTERPRI .150 11-	11/01/2016	200,000.00	.150	11/01/2018	200,000.00	730	200,000.00	.150	550
LD1700185	228504	3050	3B VENTURES LLC .150 11-01-	11/01/2016	200,000.00	.150	11/01/2018	200,000.00	730	200,000.00	.150	550
594918BF0	226991	1030	MICROSOFT CORP 1.300 11-0	06/10/2016	11,850,360.00	1.300	11/03/2018	11,775,000.00	876	11,775,000.00	1.029	552
69353RET1	228094	1030	PNC BANK NA 1.800 11-05-1	09/23/2016	5,046,200.00	1.800	11/05/2018	5,000,000.00	773	5,000,000.00	1.355	554
LD1700201	228586	3050	4-K TIRE INC .150 10-12-18	11/08/2016	363,000.00	.150	11/08/2018	363,000.00	730	363,000.00	.150	557
LD1700193	228587	3050	KIDS COUNT INC. .150 11-08-	11/08/2016	29,971.03	.150	11/08/2018	29,971.03	730	29,971.03	.150	557
EC1700920	228597	3030	LARRY KLEILEIN .150 11-09-1	11/09/2016	163,541.00	.150	11/09/2018	163,541.00	730	163,541.00	.150	558
EC1700938	228598	3030	JOSEPH BROWNFIEL .150 11-	11/09/2016	34,475.00	.150	11/09/2018	34,475.00	730	34,475.00	.150	558

Run Date: 5/1/2017 10:14:30 AM

Investments Outstanding As Of Date: 4/30/2017

INVENTORY BY MATURITY REPORT

CUSIP	Investment #	Fund	Issuer	Purchase Date	Current Book	Current Rate	Maturity Date	Maturity Amount	Total Days From Purc	Current Par	YTM	Days to Maturity
EC1700946	228599	3030	MICHELLE HULL .150 11-09-18	11/09/2016	150,000.00	.150	11/09/2018	150,000.00	730	150,000.00	.150	558
EC1700953	228600	3030	CHARLES KURTH .150 11-09-1	11/09/2016	201,950.00	.150	11/09/2018	201,950.00	730	201,950.00	.150	558
91159HHE3	216674	1030	US BANCORP	02/18/2014	15,070,500.00	1.950	11/15/2018	15,000,000.00	1731	15,000,000.00	1.846	564
LD1700219	228672	3050	MAZZULO ENTERPRI .150 11-1	11/17/2016	127,516.69	.150	11/16/2018	127,516.69	729	127,516.69	.150	565
3134GAVU5	229229	1010	FHLMC 0 5-8 11-16-18	01/20/2017	9,997,000.00	.625	11/16/2018	10,000,000.00	665	10,000,000.00	.642	565
3133EF3T2	226539	1010	FFCB DEBENTURE .850 11-19-	04/25/2016	4,982,300.00	.850	11/19/2018	5,000,000.00	938	5,000,000.00	.990	568
3135G0YT4	224518	1010	FNMA DEBENTURE	10/22/2015	15,307,350.00	1.625	11/27/2018	15,000,000.00	1132	15,000,000.00	.952	576
EC1700961	228741	3030	JAMES VANSKY	11/28/2016	68,890.00	.150	11/28/2018	68,890.00	730	68,890.00	.150	577
EC1700987	228742	3030	DANIELLE FLOSLER-LUSSIER	11/28/2016	103,965.00	.150	11/28/2018	103,965.00	730	103,965.00	.150	577
EC1700979	228743	3030	JOHN TANSEY	11/28/2016	350,000.00	.150	11/28/2018	350,000.00	730	350,000.00	.150	577
EC1700995	228744	3030	DAVID WHEELAND	11/28/2016	314,762.84	.150	11/28/2018	314,762.84	730	314,762.84	.150	577
EC1701001	228745	3030	MICHAEL WHITE	11/28/2016	350,000.00	.150	11/28/2018	350,000.00	730	350,000.00	.150	577
EC1701019	228746	3030	DOUGLAS TYO	11/28/2016	105,000.00	.150	11/28/2018	105,000.00	730	105,000.00	.150	577
EC1701027	228747	3030	EDWARD HOAR	11/28/2016	260,036.00	.150	11/28/2018	260,036.00	730	260,036.00	.150	577
EC1701035	228758	3030	DAVID NERONI	11/29/2016	100,000.00	.150	11/29/2018	100,000.00	730	100,000.00	.150	578
EC1701043	228759	3030	JAMES WISEMAN	11/29/2016	75,000.00	.150	11/29/2018	75,000.00	730	75,000.00	.150	578
EC1701050	228760	3030	LOIS BROWN	11/29/2016	50,000.00	.150	11/29/2018	50,000.00	730	50,000.00	.150	578
EC1701068	228761	3030	BETTE KLEIN	11/29/2016	75,000.00	.150	11/29/2018	75,000.00	730	75,000.00	.150	578
EC1701084	228763	3030	PATRICK BRAY	11/29/2016	192,115.00	.150	11/29/2018	192,115.00	730	192,115.00	.150	578
EC1701092	228764	3030	THOMAS DAVID KNAPP	11/29/2016	155,000.00	.150	11/29/2018	155,000.00	730	155,000.00	.150	578
EC1701100	228765	3030	ALAN KNOWLES	11/29/2016	103,140.00	.150	11/29/2018	103,140.00	730	103,140.00	.150	578
EC1701118	228766	3030	ROGER BALLERINO	11/29/2016	51,230.00	.150	11/29/2018	51,230.00	730	51,230.00	.150	578
EC1701126	228767	3030	PHILIP GROSS	11/29/2016	350,000.00	.150	11/29/2018	350,000.00	730	350,000.00	.150	578
EC1701134	228794	3030	LARRY SLUSHER	11/29/2016	67,500.00	.150	11/29/2018	67,500.00	730	67,500.00	.150	578
912828A34	216160	1020	US TREASURY NOTE	12/02/2013	4,973,437.50	1.250	11/30/2018	5,000,000.00	1824	5,000,000.00	1.360	579
912828A34	216161	1020	US TREASURY NOTE	12/02/2013	4,978,125.00	1.250	11/30/2018	5,000,000.00	1824	5,000,000.00	1.341	579
912828A34	219352	1020	US TREASURY NOTE	10/21/2014	10,014,843.75	1.250	11/30/2018	10,000,000.00	1501	10,000,000.00	1.213	579
EC1701142	228800	3030	CAITLYN MARSHFIELD	12/02/2016	62,350.00	.150	11/30/2018	62,350.00	728	62,350.00	.150	579
LD1700227	228811	3050	BATAVIA DAIRY QUEEN	12/05/2016	160,000.00	.150	12/05/2018	160,000.00	730	160,000.00	.150	584
EC1701159	228829	3030	JAMES BRUMBAUGH	12/07/2016	196,250.00	.150	12/07/2018	196,250.00	730	196,250.00	.150	586
EC1701167	228840	3030	RENEE WHITED	12/08/2016	278,555.83	.150	12/07/2018	278,555.83	729	278,555.83	.150	586
LD1700243	228857	3050	CLOUSE ELECTRIC INC	12/12/2016	277,334.94	.150	12/12/2018	277,334.94	730	277,334.94	.150	591
313376BR5	218296	1010	FHLB DEBENTURE	07/02/2014	15,023,265.50	1.750	12/14/2018	14,890,000.00	1626	14,890,000.00	1.541	593

Run Date: 5/1/2017 10:14:30 AM

Investments Outstanding As Of Date: 4/30/2017

INVENTORY BY MATURITY REPORT

CUSIP	Investment #	Fund	Issuer	Purchase Date	Current Book	Current Rate	Maturity Date	Maturity Amount	Total Days From Purc	Current Par	YTM	Days to Maturity
EC1701175	228891	3030	FAITH YODER	12/15/2016	90,000.00	.150	12/14/2018	90,000.00	729	90,000.00	.150	593
LD1700250	228903	3050	BURREY INSURANCE AGENCY	12/16/2016	400,000.00	.150	12/14/2018	400,000.00	728	400,000.00	.150	593
EC1701191	228904	3030	AUSTIN MEHL	12/16/2016	60,000.00	.150	12/14/2018	60,000.00	728	60,000.00	.150	593
EC1701183	228905	3030	ASHFAQ AHMED	12/16/2016	250,000.00	.150	12/14/2018	250,000.00	728	250,000.00	.150	593
931142DJ9	222968	1030	WAL-MART STORES	06/16/2015	7,278,851.84	1.950	12/15/2018	7,171,000.00	1278	7,171,000.00	1.507	594
912828N22	225011	1020	US TREASURY NOTE	12/22/2015	9,992,187.50	1.250	12/15/2018	10,000,000.00	1089	10,000,000.00	1.277	594
EC1701209	228916	3030	LAURA BLUEBAUGH	12/19/2016	41,325.00	.150	12/19/2018	41,325.00	730	41,325.00	.150	598
EC1701217	228917	3030	EDWARD BOSE JR	12/19/2016	178,500.00	.150	12/19/2018	178,500.00	730	178,500.00	.150	598
EC1701225	228918	3030	STEPHEN FRANCIS	12/19/2016	350,000.00	.150	12/19/2018	350,000.00	730	350,000.00	.150	598
EC1701233	228919	3030	ROBIN HORTH	12/19/2016	106,250.00	.150	12/19/2018	106,250.00	730	106,250.00	.150	598
EC1701241	228920	3030	JASON MIKES	12/19/2016	190,000.00	.150	12/19/2018	190,000.00	730	190,000.00	.150	598
EC1701258	228921	3030	SHELDON STUTZMAN	12/19/2016	114,800.00	.150	12/19/2018	114,800.00	730	114,800.00	.150	598
EC1701266	228922	3030	PAUL SWEENEY	12/19/2016	64,500.00	.150	12/19/2018	64,500.00	730	64,500.00	.150	598
EC1701274	228923	3030	JANICE WILSON	12/19/2016	150,000.00	.150	12/19/2018	150,000.00	730	150,000.00	.150	598
EC1701282	228924	3030	JOSEPH ZIMMERMAN	12/19/2016	31,405.00	.150	12/19/2018	31,405.00	730	31,405.00	.150	598
EC1701290	228925	3030	WENDY CLINE	12/19/2016	174,486.00	.150	12/19/2018	174,486.00	730	174,486.00	.150	598
EC1701308	228961	3030	ROBERT CROWDER	12/22/2016	74,165.00	.150	12/21/2018	74,165.00	729	74,165.00	.150	600
EC1701316	228962	3030	DOMINIC ESPOSITO	12/22/2016	175,007.00	.150	12/21/2018	175,007.00	729	175,007.00	.150	600
EC1701324	228963	3030	SAM HAND	12/22/2016	130,000.00	.150	12/21/2018	130,000.00	729	130,000.00	.150	600
EC1701332	228964	3030	WESLEY LEWIS	12/22/2016	184,436.00	.150	12/21/2018	184,436.00	729	184,436.00	.150	600
EC1701340	228965	3030	JOSEPH LOVETT	12/22/2016	350,000.00	.150	12/21/2018	350,000.00	729	350,000.00	.150	600
EC1701357	228966	3030	STEPHEN ROSHON	12/22/2016	150,000.00	.150	12/21/2018	150,000.00	729	150,000.00	.150	600
EC1701365	228967	3030	CURTIS SCOTT	12/22/2016	115,000.00	.150	12/21/2018	115,000.00	729	115,000.00	.150	600
EC1701373	228968	3030	DON SHAFER	12/22/2016	197,050.00	.150	12/21/2018	197,050.00	729	197,050.00	.150	600
EC1701381	228969	3030	ANGELA SMITH	12/22/2016	51,500.00	.150	12/21/2018	51,500.00	729	51,500.00	.150	600
EC1701399	228982	3030	PETER WALKER	12/23/2016	47,299.75	.150	12/21/2018	47,299.75	728	47,299.75	.150	600
EC1701407	228983	3030	CHRISTOPHER STOLL	12/23/2016	107,060.00	.150	12/21/2018	107,060.00	728	107,060.00	.150	600
LD1700268	228991	3050	TP TECH LLC	12/27/2016	206,135.77	.150	12/27/2018	206,135.77	730	206,135.77	.150	606
3134G8TN9	226733	1010	FHLMC MEDIUM TER 1.150 12	05/05/2016	9,112,922.00	1.150	12/28/2018	9,100,000.00	967	9,100,000.00	1.095	607
LD1700276	229024	3050	SADLER CORPORATION	12/29/2016	100,000.00	.150	12/28/2018	100,000.00	729	100,000.00	.150	607
912828RY8	223894	1020	US TREASURY NOTE	09/01/2015	25,161,132.81	1.375	12/31/2018	25,000,000.00	1217	25,000,000.00	1.177	610
912828U99	229011	1020	T 1 1-4 12-31-18	01/03/2017	9,993,750.00	1.250	12/31/2018	10,000,000.00	727	10,000,000.00	1.282	610
EC1701415	229067	3030	MELISSA LAZUKA	01/05/2017	121,575.00	.150	01/04/2019	121,575.00	729	121,575.00	.150	614

Run Date: 5/1/2017 10:14:30 AM

Investments Outstanding As Of Date: 4/30/2017

INVENTORY BY MATURITY REPORT

CUSIP	Investment #	Fund	Issuer	Purchase Date	Current Book	Current Rate	Maturity Date	Maturity Amount	Total Days From Purc	Current Par	YTM	Days to Maturity
LD1700284	229166	3050	DEBANDALE PRINTING INC	01/11/2017	32,000.00	.500	01/11/2019	32,000.00	730	32,000.00	.500	621
94974BFQ8	216671	1030	WELLS FARGO & CO	02/14/2014	5,035,050.00	2.150	01/15/2019	5,000,000.00	1796	5,000,000.00	2.000	625
94974BFQ8	227595	1030	WELLS FARGO & CO 2.150 1-1	08/05/2016	9,467,361.04	2.150	01/15/2019	9,272,000.00	893	9,272,000.00	1.272	625
LD1700292	229288	3050	NAILS 90 NAILS & SPA LLC	01/24/2017	341,496.20	.150	01/24/2019	341,496.20	730	341,496.20	.150	634
EC1701423	229327	3030	MARK ROGERS	01/26/2017	200,195.00	.150	01/25/2019	200,195.00	729	200,195.00	.150	635
EC1701522	229328	3030	JAMES BURCHAM	01/26/2017	74,750.00	.150	01/25/2019	74,750.00	729	74,750.00	.150	635
EC1701431	229329	3030	LOUIS THOMPSON	01/26/2017	350,000.00	.150	01/25/2019	350,000.00	729	350,000.00	.150	635
EC1701530	229330	3030	CHARLES WORKMAN	01/26/2017	200,000.00	.150	01/25/2019	200,000.00	729	200,000.00	.150	635
EC1701449	229331	3030	MITCHELL CONN	01/26/2017	109,700.00	.150	01/25/2019	109,700.00	729	109,700.00	.150	635
EC1701548	229332	3030	MELVIN JONES	01/26/2017	111,500.00	.150	01/25/2019	111,500.00	729	111,500.00	.150	635
EC1701456	229333	3030	ADAM GERBER	01/26/2017	80,000.00	.150	01/25/2019	80,000.00	729	80,000.00	.150	635
EC1701555	229334	3030	DEBORAH TANAKA	01/26/2017	323,260.00	.150	01/25/2019	323,260.00	729	323,260.00	.150	635
EC1701464	229335	3030	MARGARET ANN GOODMAN	01/26/2017	140,560.00	.150	01/25/2019	140,560.00	729	140,560.00	.150	635
EC1701563	229336	3030	SHAYNE HARVEY	01/26/2017	276,500.00	.150	01/25/2019	276,500.00	729	276,500.00	.150	635
EC1701472	229337	3030	WILLIAM BURSLEY	01/26/2017	24,900.00	.150	01/25/2019	24,900.00	729	24,900.00	.150	635
EC1701571	229338	3030	ANTHONY RYNO	01/26/2017	350,000.00	.150	01/25/2019	350,000.00	729	350,000.00	.150	635
EC1701480	229339	3030	WILLIAM FOOTE	01/26/2017	122,500.00	.150	01/25/2019	122,500.00	729	122,500.00	.150	635
EC1701589	229340	3030	JANE USHER	01/26/2017	50,000.00	.150	01/25/2019	50,000.00	729	50,000.00	.150	635
EC1701498	229341	3030	PATRICIA LARSON	01/26/2017	53,195.00	.150	01/25/2019	53,195.00	729	53,195.00	.150	635
EC1701597	229342	3030	DAVID KRALL	01/26/2017	236,250.00	.150	01/25/2019	236,250.00	729	236,250.00	.150	635
EC1701506	229343	3030	RICKEY RULMAN	01/26/2017	267,274.00	.150	01/25/2019	267,274.00	729	267,274.00	.150	635
EC1701605	229344	3030	RYAN LONG	01/26/2017	245,000.00	.150	01/25/2019	245,000.00	729	245,000.00	.150	635
EC1701514	229345	3030	FRED WAGNER	01/26/2017	51,575.00	.150	01/25/2019	51,575.00	729	51,575.00	.150	635
EC1701613	229346	3030	ROBERT KRAMB	01/26/2017	75,000.00	.150	01/25/2019	75,000.00	729	75,000.00	.150	635
46625HJR2	216670	1030	JP MORGAN CHASE & CO	02/14/2014	10,028,100.00	2.350	01/28/2019	10,000,000.00	1809	10,000,000.00	2.290	638
3135G0G31	224548	1010	FNMA DEBENTURE	10/29/2015	10,000,000.00	1.200	01/29/2019	10,000,000.00	1188	10,000,000.00	1.200	639
3134G92B2	228019	1010	FHLMC DEBENTURE .950 1-30	09/14/2016	14,985,000.00	.950	01/30/2019	15,000,000.00	868	15,000,000.00	.993	640
912828SD3	221891	1020	US TREASURY NOTE	04/17/2015	25,156,250.00	1.250	01/31/2019	25,000,000.00	1385	25,000,000.00	1.081	641
LD1700300	229422	3050	J.A. MCMAHON INC.	01/31/2017	400,000.00	.500	01/31/2019	400,000.00	730	400,000.00	.500	641
LD1700318	229474	3050	HOFFMANN GOTTFRIED MACK	02/03/2017	350,527.40	.500	02/01/2019	350,527.40	728	350,527.40	.500	642
LD1700326	229511	3050	WON LEASING LLC.	02/08/2017	138,494.50	.150	02/08/2019	138,494.50	730	138,494.50	.150	649
LD1700334	229536	3050	PREMIER INTEGRATION	02/09/2017	96,523.85	.150	02/08/2019	96,523.85	729	96,523.85	.150	649
459200HT1	224247	1030	IBM CORP	09/29/2015	3,029,550.00	1.950	02/12/2019	3,000,000.00	1232	3,000,000.00	1.648	653

Run Date: 5/1/2017 10:14:30 AM

Investments Outstanding As Of Date: 4/30/2017

INVENTORY BY MATURITY REPORT

CUSIP	Investment #	Fund	Issuer	Purchase Date	Current Book	Current Rate	Maturity Date	Maturity Amount	Total Days From Purc	Current Par	YTM	Days to Maturity
LD1700342	229573	3050	VERDI S ITALIAN MRKT BELCI	02/14/2017	209,177.09	.150	02/14/2019	209,177.09	730	209,177.09	.150	655
912828P53	227867	1020	US TREASURY NOTE .750 2-15	08/26/2016	14,971,875.00	.750	02/15/2019	15,000,000.00	903	15,000,000.00	.827	656
912828P53	228236	1020	US TREASURY NOTE .750 2-15	10/06/2016	9,960,937.50	.750	02/15/2019	10,000,000.00	862	10,000,000.00	.918	656
3133EFC96	225478	1010	FFCB DEBENTURE	02/19/2016	9,990,000.00	1.140	02/19/2019	10,000,000.00	1096	10,000,000.00	1.174	660
EC1701647	229654	3030	TIMOTHY SNODGRASS	02/21/2017	99,075.00	.150	02/21/2019	99,075.00	730	99,075.00	.150	662
EC1701654	229656	3030	BRYAN STORK	02/21/2017	78,585.00	.150	02/21/2019	78,585.00	730	78,585.00	.150	662
EC1701670	229657	3030	AMY HARRUFF	02/21/2017	70,000.00	.150	02/21/2019	70,000.00	730	70,000.00	.150	662
EC1701662	229659	3030	ALLAN KING	02/21/2017	266,000.00	.150	02/21/2019	266,000.00	730	266,000.00	.150	662
EC1701688	229660	3030	DOUGLAS EVANS	02/21/2017	150,000.00	.150	02/21/2019	150,000.00	730	150,000.00	.150	662
EC1701621	229662	3030	CATHERINE SWAMI	02/21/2017	117,845.00	.500	02/21/2019	117,845.00	730	117,845.00	.500	662
EC1701639	229664	3030	JASON KOUVARAS	02/21/2017	75,000.00	.500	02/21/2019	75,000.00	730	75,000.00	.500	662
037833BQ2	227596	1030	APPLE INC 1.700 2-22-19	08/05/2016	10,165,500.00	1.700	02/22/2019	10,000,000.00	931	10,000,000.00	1.040	663
713448DE5	227713	1030	PEPSICO INC 1.500 2-22-19	08/16/2016	3,090,368.72	1.500	02/22/2019	3,053,000.00	920	3,053,000.00	1.006	663
02665WBA8	227852	1030	AMERICAN HONDA F 1.700 2-	08/26/2016	4,556,875.84	1.700	02/22/2019	4,496,000.00	910	4,496,000.00	1.147	663
EC1701696	229695	3030	SHANE BROOKE	02/23/2017	200,000.00	.500	02/22/2019	200,000.00	729	200,000.00	.500	663
EC1701704	229697	3030	GEORGE GOLEY	02/23/2017	41,275.00	.150	02/22/2019	41,275.00	729	41,275.00	.150	663
EC1701712	229698	3030	BJORN KEMPER	02/23/2017	105,000.00	.150	02/22/2019	105,000.00	729	105,000.00	.150	663
EC1701720	229700	3030	CHRISTOPHER MCGEE	02/23/2017	343,518.00	.150	02/22/2019	343,518.00	729	343,518.00	.150	663
EC1701738	229702	3030	JON & AMY RIGGS	02/23/2017	169,054.60	.150	02/22/2019	169,054.60	729	169,054.60	.150	663
EC1701746	229703	3030	JON DURRENBERG	02/23/2017	245,000.00	.150	02/22/2019	245,000.00	729	245,000.00	.150	663
EC1701753	229705	3030	JEREMY EVERDING	02/23/2017	100,000.00	.150	02/22/2019	100,000.00	729	100,000.00	.150	663
3135G0J46	225444	1010	FNMA DEBENTURE 1.25	02/26/2016	10,000,000.00	1.250	02/26/2019	10,000,000.00	1096	10,000,000.00	1.250	667
3135G0J53	225693	1010	FNMA DEBENTURE	03/11/2016	9,959,600.00	1.000	02/26/2019	10,000,000.00	1082	10,000,000.00	1.139	667
EC1701761	229729	3030	EDWARD GOEDDE	02/27/2017	221,536.00	.500	02/27/2019	221,536.00	730	221,536.00	.500	668
EC1701779	229730	3030	MATTHEW SLOAT	02/27/2017	252,000.00	.500	02/27/2019	252,000.00	730	252,000.00	.500	668
EC1701787	229731	3030	DAVID AND AMBER RADER	02/27/2017	61,625.00	.150	02/27/2019	61,625.00	730	61,625.00	.150	668
EC1701795	229732	3030	STEVEN LAPE	02/27/2017	73,785.00	.500	02/27/2019	73,785.00	730	73,785.00	.500	668
912828C24	216891	1020	US TREASURY NOTE	03/17/2014	24,945,312.50	1.500	02/28/2019	25,000,000.00	1809	25,000,000.00	1.546	669
LD1700359	229750	3050	QUALITY PANEL LLC	02/28/2017	51,287.00	.500	02/28/2019	51,287.00	730	51,287.00	.500	669
LD1700367	229751	3050	HOUSE OF ROSE N GARDEN	02/28/2017	202,488.79	.500	02/28/2019	202,488.79	730	202,488.79	.500	669
LD1700375	229784	3050	OHIO CUSTOM DOOR LLC	03/02/2017	138,307.00	.500	03/01/2019	138,307.00	729	138,307.00	.500	670
LD1700383	229813	3050	FABRIZIO and SHULTZ LLC	03/03/2017	250,000.00	.500	03/01/2019	250,000.00	728	250,000.00	.500	670
LD1700417	230174	3050	SOUTHWOOD LUMBERandPAL	03/29/2017	400,000.00	.500	03/01/2019	400,000.00	702	400,000.00	.500	670

Run Date: 5/1/2017 10:14:30 AM

Investments Outstanding As Of Date: 4/30/2017

INVENTORY BY MATURITY REPORT

CUSIP	Investment #	Fund	Issuer	Purchase Date	Current Book	Current Rate	Maturity Date	Maturity Amount	Total Days From Purc	Current Par	YTM	Days to Maturity
3133782M2	218010	1010	FHLB DEBENTURE	06/06/2014	7,462,275.00	1.500	03/08/2019	7,500,000.00	1736	7,500,000.00	1.610	677
313378QK0	218393	1010	FHLB DEBENTURE	07/14/2014	10,128,500.00	1.875	03/08/2019	10,000,000.00	1698	10,000,000.00	1.587	677
19416QEF3	223616	1030	COLGATE PALMOLIVE CO	08/07/2015	11,720,515.40	1.750	03/15/2019	11,660,000.00	1316	11,660,000.00	1.601	684
3133EDVK5	219667	1010	FFCB DEBENTURE	11/17/2014	10,063,800.00	1.750	03/18/2019	10,000,000.00	1582	10,000,000.00	1.597	687
LD1700391	230087	3050	HUMBERT SANITARY SERVICE	03/24/2017	90,011.81	.150	03/22/2019	90,011.81	728	90,011.81	.150	691
EC1701803	230088	3030	ROBERT KARL	03/24/2017	85,182.50	.500	03/22/2019	85,182.50	728	85,182.50	.500	691
LD1700409	230101	3050	PACKED FOR PARADISE INC	03/27/2017	60,000.00	.500	03/27/2019	60,000.00	730	60,000.00	.500	696
EC1701811	230102	3030	JULIE JABLONOWSKI	03/27/2017	189,000.00	.500	03/27/2019	189,000.00	730	189,000.00	.500	696
EC1701829	230103	3030	CARL MARLEY	03/27/2017	328,440.00	.500	03/27/2019	328,440.00	730	328,440.00	.500	696
EC1701837	230104	3030	DREW STAFFORD	03/27/2017	87,500.00	.500	03/27/2019	87,500.00	730	87,500.00	.500	696
EC1701845	230105	3030	TREVOR CASTO	03/27/2017	50,000.00	.500	03/27/2019	50,000.00	730	50,000.00	.500	696
EC1701852	230106	3030	JASON CERVENEC	03/27/2017	64,375.00	.500	03/27/2019	64,375.00	730	64,375.00	.500	696
EC1701860	230107	3030	MIKEL LYDY	03/27/2017	92,347.05	.150	03/27/2019	92,347.05	730	92,347.05	.150	696
EC1701878	230108	3030	GREGORY HITZHUSEN	03/27/2017	350,000.00	.500	03/27/2019	350,000.00	730	350,000.00	.500	696
EC1701886	230109	3030	GEORGE FERKINS	03/27/2017	350,000.00	.150	03/27/2019	350,000.00	730	350,000.00	.150	696
EC1701894	230110	3030	LINDA ISSEL	03/27/2017	223,930.00	.150	03/27/2019	223,930.00	730	223,930.00	.150	696
3134G8QE2	225694	1010	FHLMC MEDIUM TERM NOTE	03/29/2016	5,000,000.00	1.300	03/29/2019	5,000,000.00	1095	5,000,000.00	1.300	698
912828C65	223324	1020	US TREASURY NOTE	07/13/2015	15,165,234.38	1.625	03/31/2019	15,000,000.00	1357	15,000,000.00	1.320	700
912828C65	225010	1020	US TREASURY NOTE	12/22/2015	10,081,250.00	1.625	03/31/2019	10,000,000.00	1195	10,000,000.00	1.370	700
46513CSG2	225996	1010	ISRAEL BOND	04/15/2016	7,500,000.00	2.140	04/01/2019	7,500,000.00	1081	7,500,000.00	2.140	701
46513CTG1	225997	1010	ISRAEL FLOATER	04/15/2016	7,500,000.00	1.800	04/01/2019	7,500,000.00	1081	7,500,000.00	1.800	701
46513XAT7	230150	1010	ISRAEL BOND	04/03/2017	11,200,000.00	2.110	04/01/2019	11,200,000.00	728	11,200,000.00	2.110	701
LD1700425	230219	3050	FLOHR MACHINE COMPANY	04/03/2017	300,000.00	.500	04/03/2019	300,000.00	730	300,000.00	.500	703
3134G8TL3	225910	1010	FHLMC MULTI STEP COUPON	04/04/2016	5,955,000.00	1.250	04/04/2019	5,955,000.00	1095	5,955,000.00	1.250	704
3134GAQM9	228220	1010	FHLMC MEDIUM TER 1.020 4-	10/05/2016	5,500,000.00	1.020	04/04/2019	5,500,000.00	911	5,500,000.00	1.020	704
3133EGJW6	227354	1010	FFCB DEBENTURE 1.030 4-05-	07/15/2016	6,993,000.00	1.030	04/05/2019	7,000,000.00	994	7,000,000.00	1.067	705
LD1700433	230275	3050	NATIONAL GRANITE LUXURIE	04/05/2017	400,000.00	.750	04/05/2019	400,000.00	730	400,000.00	.750	705
LD1700441	230287	3050	THE DAAVLIN DISTRIBUTING	04/06/2017	400,000.00	.750	04/05/2019	400,000.00	729	400,000.00	.750	705
LD1700458	230305	3050	LEADING EDGE DENTAL LABO	04/07/2017	24,299.63	.750	04/05/2019	24,299.63	728	24,299.63	.750	705
EC1701902	230319	3030	CHRISTOPHER HARMON	04/10/2017	45,000.00	.750	04/10/2019	45,000.00	730	45,000.00	.750	710
LD1700466	230385	3050	J&O PLASTICS INC.	04/13/2017	400,000.00	.750	04/12/2019	400,000.00	729	400,000.00	.750	712
912828Q52	228469	1020	US TREASURY NOTE .875 4-15	10/31/2016	9,975,781.25	.875	04/15/2019	10,000,000.00	896	10,000,000.00	.975	715
94974BFV7	217623	1030	WELLS FARGO & CO	04/28/2014	7,027,510.00	1.613	04/22/2019	7,000,000.00	1820	7,000,000.00	1.413	722

Run Date: 5/1/2017 10:14:30 AM

Investments Outstanding As Of Date: 4/30/2017

INVENTORY BY MATURITY REPORT

CUSIP	Investment #	Fund	Issuer	Purchase Date	Current Book	Current Rate	Maturity Date	Maturity Amount	Total Days From Purc	Current Par	YTM	Days to Maturity
LD1700474	230952	3050	THE MARQUARD COMPANY	04/24/2017	313,000.00	.750	04/24/2019	313,000.00	730	313,000.00	.750	724
91159HHH6	217801	1030	US BANCORP	05/12/2014	8,957,672.00	2.200	04/25/2019	8,900,000.00	1809	8,900,000.00	2.062	725
3134G8XP9	225940	1010	FHLMC MEDIUM TERM NOTE	04/26/2016	5,000,000.00	1.150	04/26/2019	5,000,000.00	1095	5,000,000.00	1.150	726
EC1701910	231036	3030	KATHERINE HARALSON	04/27/2017	67,402.45	.750	04/26/2019	67,402.45	729	67,402.45	.750	726
EC1701928	231044	3030	DUANE GRIFFAW	04/27/2017	30,000.00	.750	04/26/2019	30,000.00	729	30,000.00	.750	726
EC1701936	231045	3030	RYAN HELLWIG	04/27/2017	250,495.00	.750	04/26/2019	250,495.00	729	250,495.00	.750	726
EC1701944	231046	3030	JONATHAN SABO	04/27/2017	55,675.00	.750	04/26/2019	55,675.00	729	55,675.00	.750	726
EC1701951	231047	3030	MICHAEL APKING	04/27/2017	29,375.00	.750	04/26/2019	29,375.00	729	29,375.00	.750	726
EC1701969	231048	3030	ROBERT MUELLER	04/27/2017	276,500.00	.750	04/26/2019	276,500.00	729	276,500.00	.750	726
EC1701977	231050	3030	MATTHEW GARY	04/27/2017	81,430.00	.750	04/26/2019	81,430.00	729	81,430.00	.750	726
EC1701985	231051	3030	DANNY YAHINI	04/27/2017	90,704.70	.750	04/26/2019	90,704.70	729	90,704.70	.750	726
912828D23	222731	1020	US TREASURY NOTE	05/27/2015	15,186,328.13	1.625	04/30/2019	15,000,000.00	1434	15,000,000.00	1.299	730
912828ST8	225563	1020	US TREASURY NOTE	02/25/2016	10,117,187.50	1.250	04/30/2019	10,000,000.00	1160	10,000,000.00	.875	730
037833AQ3	227020	1030	APPLE INC 2.100 5-06-19	06/15/2016	9,240,431.68	2.100	05/06/2019	9,014,000.00	1055	9,014,000.00	1.213	736
459200JE2	227048	1030	IBM CORP 1.800 5-17-19	06/20/2016	5,083,800.00	1.800	05/17/2019	5,000,000.00	1061	5,000,000.00	1.211	747
3130A92Y6	227851	1010	FHLB DEBENTURE 1.030 5-28-	08/30/2016	10,000,000.00	1.030	05/28/2019	10,000,000.00	1001	10,000,000.00	1.030	758
3137EADG1	224014	1010	FHLMC DEBENTURE	09/16/2015	10,125,900.00	1.750	05/30/2019	10,000,000.00	1352	10,000,000.00	1.400	760
912828WL0	223852	1020	US TREASURY NOTE	08/26/2015	25,261,718.75	1.500	05/31/2019	25,000,000.00	1374	25,000,000.00	1.214	761
46513G4K0	217934	1010	ISRAEL BOND	06/01/2014	15,000,000.00	3.060	06/01/2019	15,000,000.00	1826	15,000,000.00	3.060	762
594918AC8	222587	1030	MICROSOFT CORP	05/19/2015	13,697,869.63	4.200	06/01/2019	12,413,000.00	1474	12,413,000.00	1.543	762
3136G3AQ8	225597	1010	FNMA DEBENTURE	03/07/2016	15,000,000.00	1.320	06/07/2019	15,000,000.00	1187	15,000,000.00	1.320	768
88579YAG6	223087	1030	3 M CO	06/25/2015	4,979,900.00	1.625	06/15/2019	5,000,000.00	1451	5,000,000.00	1.730	776
912828R85	227896	1020	US TREASURY NOTE .875 6-15	08/30/2016	14,978,320.31	.875	06/15/2019	15,000,000.00	1019	15,000,000.00	.927	776
3135G0ZE6	221582	1010	FNMA DEBENTURE	04/08/2015	10,196,100.00	1.750	06/20/2019	10,000,000.00	1534	10,000,000.00	1.269	781
3135G0ZE6	223764	1010	FNMA DEBENTURE	08/18/2015	10,129,900.00	1.750	06/20/2019	10,000,000.00	1402	10,000,000.00	1.401	781
912828WS5	218410	1020	US TREASURY NOTE	07/15/2014	24,942,382.81	1.625	06/30/2019	25,000,000.00	1811	25,000,000.00	1.674	791
589331AN7	227611	1030	MERCK & CO INC 5.000 6-30-1	08/08/2016	14,429,965.80	5.000	06/30/2019	13,007,000.00	1056	13,007,000.00	1.146	791
69353RDD7	223743	1030	PNC BANK NA	08/18/2015	10,038,000.00	2.250	07/02/2019	10,000,000.00	1414	10,000,000.00	2.147	793
69353RDD7	223746	1030	PNC BANK NA	08/18/2015	5,018,800.00	2.250	07/02/2019	5,000,000.00	1414	5,000,000.00	2.148	793
69353RDD7	230149	1030	PNC 2 1-4 07-02-19 BKNT	03/31/2017	3,156,429.60	2.250	07/02/2019	3,132,000.00	823	3,132,000.00	1.894	793
912828S43	227623	1020	US TREASURY NOTE .750 7-15	08/05/2016	14,994,726.56	.750	07/15/2019	15,000,000.00	1074	15,000,000.00	.762	806
89236TBP9	224245	1030	TOYOTA MOTOR CREDIT COR	09/29/2015	5,029,100.00	2.125	07/18/2019	5,000,000.00	1388	5,000,000.00	1.965	809
89236TBP9	227685	1030	TOYOTA MOTOR CRE 2.125 7-	08/12/2016	5,125,600.00	2.125	07/18/2019	5,000,000.00	1070	5,000,000.00	1.250	809

Run Date: 5/1/2017 10:14:30 AM

Investments Outstanding As Of Date: 4/30/2017

INVENTORY BY MATURITY REPORT

CUSIP	Investment #	Fund	Issuer	Purchase Date	Current Book	Current Rate	Maturity Date	Maturity Amount	Total Days From Purc	Current Par	YTM	Days to Maturity
3136G3D51	227556	1010	FNMA DEBENTURE 1.250 7-26	07/29/2016	10,000,000.00	1.250	07/26/2019	10,000,000.00	1092	10,000,000.00	1.250	817
912828TH3	222862	1020	US TREASURY NOTE	06/04/2015	14,633,203.13	.875	07/31/2019	15,000,000.00	1518	15,000,000.00	1.484	822
36962G4D3	229190	1030	GE 6 8-7-19	01/20/2017	5,535,200.00	6.000	08/07/2019	5,000,000.00	929	5,000,000.00	1.689	829
594918BN3	227900	1030	MICROSOFT CORP 1.100 8-08-	09/01/2016	4,991,050.00	1.100	08/08/2019	5,000,000.00	1071	5,000,000.00	1.162	830
0258M0DP1	222655	1030	AMERICAN EXPRESS CREDIT C	05/22/2015	10,108,900.00	2.250	08/15/2019	10,000,000.00	1546	10,000,000.00	1.980	837
02665WAH4	227376	1030	AMERICAN HONDA F 2.250 8-	07/20/2016	5,145,300.00	2.250	08/15/2019	5,000,000.00	1121	5,000,000.00	1.281	837
3130A8ZX4	227771	1010	FHLB DEBENTURE 1.250 8-22-	08/22/2016	10,000,000.00	1.250	08/22/2019	10,000,000.00	1095	10,000,000.00	1.250	844
3136G2ZR1	225479	1010	FNMA DEBENTURE	02/23/2016	15,000,000.00	1.200	08/23/2019	15,000,000.00	1277	15,000,000.00	1.200	845
3135G0N90	227824	1010	FNMA DEBENTURE 1.150 8-23	08/23/2016	7,500,000.00	1.150	08/23/2019	7,500,000.00	1095	7,500,000.00	1.150	845
3135G0N90	227993	1010	FNMA DEBENTURE 1.150 8-23	09/12/2016	9,995,000.00	1.150	08/23/2019	10,000,000.00	1075	10,000,000.00	1.167	845
3136G2ZG5	225504	1010	FNMA DEBENTURE	02/26/2016	15,000,000.00	1.300	08/26/2019	15,000,000.00	1277	15,000,000.00	1.300	848
912828TN0	220723	1020	US TREASURY NOTE	02/03/2015	24,826,171.88	1.000	08/31/2019	25,000,000.00	1670	25,000,000.00	1.157	853
3135G0ZG1	224262	1010	FNMA DEBENTURE	09/29/2015	10,174,700.00	1.750	09/12/2019	10,000,000.00	1444	10,000,000.00	1.295	865
9128282G4	228602	1020	US TREASURY NOTE .875 9-15	11/10/2016	9,957,812.50	.875	09/15/2019	10,000,000.00	1039	10,000,000.00	1.026	868
3130A6GD3	224003	1010	FHLB DEBENTURE	09/25/2015	11,250,000.00	1.500	09/25/2019	11,250,000.00	1461	11,250,000.00	1.500	878
3133EGVJ1	228119	1010	FFCB DEBENTURE 1.160 9-26-	09/26/2016	9,992,500.00	1.160	09/26/2019	10,000,000.00	1095	10,000,000.00	1.186	879
912828F39	219263	1020	US TREASURY NOTE	10/15/2014	25,359,375.00	1.750	09/30/2019	25,000,000.00	1811	25,000,000.00	1.448	883
912828TR1	225716	1020	US TREASURY NOTE	03/15/2016	9,915,625.00	1.000	09/30/2019	10,000,000.00	1294	10,000,000.00	1.244	883
3136G4CZ4	228181	1010	FNMA DEBENTURE 1.150 9-30	09/30/2016	10,000,000.00	1.150	09/30/2019	10,000,000.00	1095	10,000,000.00	1.150	883
3130A6HC4	224228	1010	FHLB DEBENTURE	10/02/2015	10,000,000.00	1.450	10/02/2019	10,000,000.00	1461	10,000,000.00	1.450	885
3133EGJY2	227255	1010	FFCB DEBENTURE 1.140 10-07	07/08/2016	14,991,450.00	1.140	10/07/2019	15,000,000.00	1186	15,000,000.00	1.158	890
3134G3P53	225530	1010	FHLMC MEDIUM TERM NOTE	02/22/2016	10,809,750.00	2.000	10/09/2019	10,500,000.00	1325	10,500,000.00	1.168	892
912828T59	228562	1020	US TREASURY NOTE 1.000 10-	11/09/2016	10,004,687.50	1.000	10/15/2019	10,000,000.00	1070	10,000,000.00	.984	898
3134GAPN8	228139	1010	FHLMC MULTI STEP 3.000 10-	10/17/2016	10,000,000.00	.875	10/17/2019	10,000,000.00	1095	10,000,000.00	.875	900
89236TDH5	228506	1030	TOYOTA MOTOR CRE 1.550 10	11/04/2016	9,630,197.20	1.550	10/18/2019	9,620,000.00	1078	9,620,000.00	1.513	901
48127HAA7	222866	1030	JP MORGAN CHASE & CO	06/08/2015	4,963,350.00	2.200	10/22/2019	5,000,000.00	1597	5,000,000.00	2.377	905
3130A7QP3	226037	1010	FHLB DEBENTURE 1.350 10-25	04/25/2016	4,997,850.00	1.350	10/25/2019	5,000,000.00	1278	5,000,000.00	1.363	908
3134G8YF0	226073	1010	FHLMC MEDIUM TER 1.200 10	04/28/2016	10,694,650.00	1.200	10/28/2019	10,700,000.00	1278	10,700,000.00	1.215	911
3135G0J95	226557	1010	FNMA DEBENTURE 1.350 10-2	04/28/2016	4,989,500.00	1.350	10/28/2019	5,000,000.00	1278	5,000,000.00	1.412	911
912828TV2	222616	1020	US TREASURY NOTE	05/19/2015	14,896,875.00	1.250	10/31/2019	15,000,000.00	1626	15,000,000.00	1.410	914
166764AN0	223851	1030	CHEVRON CORP	08/28/2015	8,408,595.63	2.193	11/15/2019	8,319,000.00	1540	8,319,000.00	1.925	929
3136G2YA9	225431	1010	FNMA DEBENTURE	02/26/2016	10,000,000.00	1.400	11/26/2019	10,000,000.00	1369	10,000,000.00	1.400	940
912828UB4	221581	1020	US TREASURY NOTE	04/08/2015	9,860,156.25	1.000	11/30/2019	10,000,000.00	1697	10,000,000.00	1.311	944

Run Date: 5/1/2017 10:14:30 AM

Investments Outstanding As Of Date: 4/30/2017

INVENTORY BY MATURITY REPORT

CUSIP	Investment #	Fund	Issuer	Purchase Date	Current Book	Current Rate	Maturity Date	Maturity Amount	Total Days From Purc	Current Par	YTM	Days to Maturity
912828UB4	228234	1020	US TREASURY NOTE 1.000 11-	10/06/2016	15,006,445.31	1.000	11/30/2019	15,000,000.00	1150	15,000,000.00	.986	944
RE1700021	230132	3040	VILLAGE HARDWARE INC	03/27/2017	213,622.38	.150	11/30/2019	213,622.38	978	213,622.38	.150	944
3133EFRM1	224831	1010	FFCB DEBENTURE	12/02/2015	10,000,000.00	1.640	12/02/2019	10,000,000.00	1461	10,000,000.00	1.640	946
478160BM5	223037	1030	JOHNSON & JOHNSON	06/22/2015	11,647,437.00	1.875	12/05/2019	11,650,000.00	1627	11,650,000.00	1.880	949
36962G6P4	230173	1030	GE 2.1 12-11-19	04/03/2017	3,019,590.00	2.100	12/11/2019	3,000,000.00	982	3,000,000.00	1.850	955
912828U73	228946	1020	T 1 3-8 12-15-19	12/22/2016	9,951,562.50	1.375	12/15/2019	10,000,000.00	1088	10,000,000.00	1.542	959
3133EEM49	222730	1010	FFCB DEBENTURE	05/27/2015	10,024,600.00	1.600	12/20/2019	10,000,000.00	1668	10,000,000.00	1.544	964
3136G3WU5	227157	1010	FNMA DEBENTURE 1.150 12-3	06/30/2016	6,750,000.00	1.150	12/30/2019	6,750,000.00	1278	6,750,000.00	1.150	974
3136G4BE2	228054	1010	FNMA DEBENTURE 1.300 12-3	09/30/2016	15,000,000.00	1.300	12/30/2019	15,000,000.00	1186	15,000,000.00	1.300	974
912828G95	220370	1020	US TREASURY NOTE	01/15/2015	40,656,250.00	1.625	12/31/2019	40,000,000.00	1811	40,000,000.00	1.282	975
912828UF5	226533	1020	US TREASURY NOTE 1.125 12-	04/25/2016	9,990,625.00	1.125	12/31/2019	10,000,000.00	1345	10,000,000.00	1.151	975
3136G3JJ5	225982	1010	FNMA DEBENTURE	04/14/2016	15,000,000.00	1.360	01/14/2020	15,000,000.00	1370	15,000,000.00	1.360	989
912828V31	229213	1020	T 1 3-8 01-15-20	01/20/2017	19,914,062.50	1.375	01/15/2020	20,000,000.00	1090	20,000,000.00	1.523	990
3135G0A78	225329	1010	FNMA DEBENTURE	02/02/2016	20,261,600.00	1.625	01/21/2020	20,000,000.00	1449	20,000,000.00	1.286	996
3136G2D20	220533	1010	FNMA DEBENTURE	01/30/2015	24,950,000.00	1.600	01/30/2020	25,000,000.00	1826	25,000,000.00	1.642	1005
912828H52	220722	1020	US TREASURY NOTE	02/03/2015	10,021,875.00	1.250	01/31/2020	10,000,000.00	1823	10,000,000.00	1.205	1006
912828H52	220739	1020	US TREASURY NOTE	02/04/2015	10,001,562.50	1.250	01/31/2020	10,000,000.00	1822	10,000,000.00	1.247	1006
693476BJ1	227793	1030	PNC BANK NA 5.125 2-08-2	08/22/2016	5,586,950.00	5.125	02/08/2020	5,000,000.00	1265	5,000,000.00	1.623	1014
58933YAS4	223546	1030	MERCK & CO INC	07/31/2015	6,969,690.00	1.850	02/10/2020	7,000,000.00	1655	7,000,000.00	1.950	1016
594918AY0	223430	1030	MICROSOFT CORP	07/24/2015	3,779,844.26	1.850	02/12/2020	3,782,000.00	1664	3,782,000.00	1.863	1018
594918AY0	227428	1030	MICROSOFT CORP 1.850 2-12-	07/25/2016	5,634,648.80	1.850	02/12/2020	5,522,000.00	1297	5,522,000.00	1.260	1018
594918AY0	227429	1030	MICROSOFT CORP 1.850 2-12-	07/25/2016	5,103,100.00	1.850	02/12/2020	5,000,000.00	1297	5,000,000.00	1.254	1018
3133EFZT7	225430	1010	FFCB DEBENTURE	02/24/2016	10,000,000.00	1.400	02/24/2020	10,000,000.00	1461	10,000,000.00	1.400	1030
912828J50	222517	1020	US TREASURY NOTE	05/11/2015	9,919,215.80	1.375	02/29/2020	10,000,000.00	1755	10,000,000.00	1.550	1035
912828J50	222941	1020	US TREASURY NOTE	06/10/2015	14,780,859.38	1.375	02/29/2020	15,000,000.00	1725	15,000,000.00	1.698	1035
912828UQ1	228667	1020	US TREASURY NOTE 1.250 2-2	11/18/2016	14,945,507.81	1.250	02/29/2020	15,000,000.00	1198	15,000,000.00	1.363	1035
166764AR1	223683	1030	CHEVRON CORP	08/13/2015	4,950,000.00	1.961	03/03/2020	5,000,000.00	1664	5,000,000.00	2.193	1038
14912L6J5	221325	1030	CATERPILLAR FIN SERV CORP	03/20/2015	9,989,200.00	2.000	03/05/2020	10,000,000.00	1812	10,000,000.00	2.023	1040
30231GAG7	223765	1030	EXXON MOBIL CORPORATION	08/20/2015	4,969,300.00	1.912	03/06/2020	5,000,000.00	1660	5,000,000.00	2.054	1041
24422ESW0	222732	1030	JOHN DEERE CAPITAL CORP	05/29/2015	10,040,600.00	2.050	03/10/2020	10,000,000.00	1747	10,000,000.00	1.960	1045
3133EFR25	225793	1010	FFCB DEBENTURE	03/23/2016	9,227,376.00	1.590	03/23/2020	9,220,000.00	1461	9,220,000.00	1.569	1058
3134G8RP6	225810	1010	FHLMC MEDIUM TERM NOTE	03/30/2016	6,212,446.00	1.500	03/30/2020	6,205,000.00	1461	6,205,000.00	1.469	1065
3134G8TY5	225877	1010	FHLMC MEDIUM TERM NOTE	03/30/2016	10,000,000.00	1.420	03/30/2020	10,000,000.00	1461	10,000,000.00	1.420	1065

Run Date: 5/1/2017 10:14:30 AM

Investments Outstanding As Of Date: 4/30/2017

INVENTORY BY MATURITY REPORT

CUSIP	Investment #	Fund	Issuer	Purchase Date	Current Book	Current Rate	Maturity Date	Maturity Amount	Total Days From Purc	Current Par	YTM	Days to Maturity
912828J84	222428	1020	US TREASURY NOTE	05/04/2015	9,959,375.00	1.375	03/31/2020	10,000,000.00	1793	10,000,000.00	1.461	1066
912828UV0	223853	1020	US TREASURY NOTE	08/26/2015	9,865,625.00	1.125	03/31/2020	10,000,000.00	1679	10,000,000.00	1.428	1066
912828UV0	226633	1020	US TREASURY NOTE 1.125 3-3	05/02/2016	9,993,750.00	1.125	03/31/2020	10,000,000.00	1429	10,000,000.00	1.141	1066
912828J84	228845	1020	T 1 3-8 03-31-20	12/12/2016	9,967,968.75	1.375	03/31/2020	10,000,000.00	1205	10,000,000.00	1.475	1066
46513XGF1	230151	1010	ISRAEL BOND	04/03/2017	7,500,000.00	2.860	04/01/2020	7,500,000.00	1094	7,500,000.00	2.860	1067
46513XHF0	230152	1010	ISRAEL FLOATING RATE BOND	04/03/2017	7,500,000.00	2.238	04/01/2020	7,500,000.00	1094	7,500,000.00	2.238	1067
46513XBF6	230153	1010	ISRAEL BOND	04/03/2017	10,000,000.00	2.460	04/01/2020	10,000,000.00	1094	10,000,000.00	2.460	1067
3133EGXN0	228180	1010	FFCB DEBENTURE 1.240 4-06-	10/06/2016	9,998,000.00	1.240	04/06/2020	10,000,000.00	1278	10,000,000.00	1.246	1072
3133EF2L0	226074	1010	FFCB DEBENTURE 1.400 4-13-	04/20/2016	9,992,000.00	1.400	04/13/2020	10,000,000.00	1454	10,000,000.00	1.421	1079
3130A8RW5	227410	1010	FHLB DEBENTURE 1.300 4-21-	07/21/2016	8,993,250.00	1.300	04/21/2020	9,000,000.00	1370	9,000,000.00	1.321	1087
3133EGNF8	227686	1010	FFCB DEBENTURE 1.300 4-21-	08/10/2016	10,997,800.00	1.300	04/21/2020	11,000,000.00	1350	11,000,000.00	1.306	1087
3136G2GR2	221724	1010	FNMA DEBENTURE	04/28/2015	10,000,000.00	1.500	04/28/2020	10,000,000.00	1827	10,000,000.00	1.500	1094
912828K58	222389	1020	US TREASURY NOTE	04/30/2015	4,985,546.88	1.375	04/30/2020	5,000,000.00	1827	5,000,000.00	1.435	1096
912828K58	222390	1020	US TREASURY NOTE	04/30/2015	4,993,750.00	1.375	04/30/2020	5,000,000.00	1827	5,000,000.00	1.401	1096
912828VA5	223419	1020	US TREASURY NOTE	07/21/2015	9,742,968.75	1.125	04/30/2020	10,000,000.00	1745	10,000,000.00	1.687	1096
912828VA5	226850	1020	US TREASURY NOTE 1.125 4-3	05/19/2016	9,953,125.00	1.125	04/30/2020	10,000,000.00	1442	10,000,000.00	1.247	1096
713448CS5	227946	1030	PEPSICO INC 1.850 4-30-20	09/08/2016	5,107,197.44	1.850	04/30/2020	5,024,000.00	1330	5,024,000.00	1.382	1096
36962G2T0	222865	1030	GENERAL ELECTRIC CAPITAL	06/08/2015	5,754,900.00	5.550	05/04/2020	5,000,000.00	1792	5,000,000.00	2.279	1100
459200HM6	224871	1030	IBM CORP	12/07/2015	4,924,250.00	1.625	05/15/2020	5,000,000.00	1621	5,000,000.00	1.983	1111
313382ZC0	225389	1010	FHLB DEBENTURE	02/04/2016	4,997,900.00	1.500	05/15/2020	5,000,000.00	1562	5,000,000.00	1.510	1111
459200HM6	227256	1030	IBM CORP 1.625 5-15-20	07/12/2016	7,114,870.00	1.625	05/15/2020	7,000,000.00	1403	7,000,000.00	1.187	1111
0258M0DT3	222940	1030	AMERICAN EXPRESS CREDIT C	06/12/2015	9,932,800.00	2.375	05/26/2020	10,000,000.00	1810	10,000,000.00	2.520	1122
912828XE5	222828	1020	US TREASURY NOTE	06/03/2015	9,953,906.25	1.500	05/31/2020	10,000,000.00	1824	10,000,000.00	1.596	1127
912828XE5	223219	1020	US TREASURY NOTE	07/02/2015	9,918,750.00	1.500	05/31/2020	10,000,000.00	1795	10,000,000.00	1.673	1127
912828VF4	228681	1020	US TREASURY NOTE	11/21/2016	14,946,679.69	1.375	05/31/2020	15,000,000.00	1287	15,000,000.00	1.479	1127
69353REP9	222790	1030	PNC FIN SERV GROUP	06/03/2015	10,016,700.00	2.300	06/01/2020	10,000,000.00	1825	10,000,000.00	2.264	1128
313383HU8	225520	1010	FHLB DEBENTURE	02/19/2016	10,592,920.00	1.750	06/12/2020	10,400,000.00	1575	10,400,000.00	1.306	1139
3136G3CU7	225588	1010	FNMA DEBENTURE	03/15/2016	15,000,000.00	1.550	06/15/2020	15,000,000.00	1553	15,000,000.00	1.550	1142
3136G3DE2	225612	1010	FNMA DEBENTURE	03/15/2016	15,000,000.00	1.550	06/15/2020	15,000,000.00	1553	15,000,000.00	1.550	1142
3135G0D75	223822	1010	FNMA DEBENTURE	08/21/2015	9,952,600.00	1.500	06/22/2020	10,000,000.00	1767	10,000,000.00	1.602	1149
3135G0D75	224627	1010	FNMA DEBENTURE	11/03/2015	7,474,875.00	1.500	06/22/2020	7,500,000.00	1693	7,500,000.00	1.575	1149
46625HLW8	227358	1030	JP MORGAN CHASE 2.750 6-23	07/19/2016	10,306,900.00	2.750	06/23/2020	10,000,000.00	1435	10,000,000.00	1.935	1150
912828VJ6	223953	1020	US TREASURY NOTE	09/09/2015	25,416,015.63	1.875	06/30/2020	25,000,000.00	1756	25,000,000.00	1.515	1157

Run Date: 5/1/2017 10:14:30 AM

Investments Outstanding As Of Date: 4/30/2017

INVENTORY BY MATURITY REPORT

CUSIP	Investment #	Fund	Issuer	Purchase Date	Current Book	Current Rate	Maturity Date	Maturity Amount	Total Days From Purc	Current Par	YTM	Days to Maturity
912828XH8	229237	1020	T 1 5-8 06-30-20	01/23/2017	9,985,156.25	1.625	06/30/2020	10,000,000.00	1254	10,000,000.00	1.670	1157
931142CU5	224975	1030	WAL-MART STORES	12/21/2015	9,809,257.50	3.625	07/08/2020	9,150,000.00	1661	9,150,000.00	1.961	1165
3133EGLF0	227464	1010	FFCB DEBENTURE 1.290 7-13-	07/25/2016	8,429,799.00	1.290	07/13/2020	8,445,000.00	1449	8,445,000.00	1.337	1170
94974BGM6	224275	1030	WELLS FARGO & CO	10/02/2015	5,066,500.00	2.600	07/22/2020	5,000,000.00	1755	5,000,000.00	2.306	1179
46625HHS2	224283	1030	JP MORGAN CHASE & CO	10/05/2015	5,414,600.00	4.400	07/22/2020	5,000,000.00	1752	5,000,000.00	2.552	1179
3136G3H73	227463	1010	FNMA DEBENTURE 1.375 7-27	07/27/2016	7,065,000.00	1.375	07/27/2020	7,065,000.00	1461	7,065,000.00	1.375	1184
3130A5US6	223483	1010	FHLB MULTI STEP COUPON B	07/28/2015	8,750,000.00	1.000	07/28/2020	8,750,000.00	1827	8,750,000.00	1.000	1185
458140AQ3	223496	1030	INTEL CORP	07/29/2015	10,038,900.00	2.450	07/29/2020	10,000,000.00	1827	10,000,000.00	2.367	1186
3130A5Z77	224015	1010	FHLB DEBENTURE	09/16/2015	12,555,125.00	1.830	07/29/2020	12,500,000.00	1778	12,500,000.00	1.735	1186
912828VP2	224615	1020	US TREASURY NOTE	11/02/2015	15,328,125.00	2.000	07/31/2020	15,000,000.00	1733	15,000,000.00	1.520	1188
912828VP2	224950	1020	US TREASURY NOTE	12/16/2015	5,070,872.90	2.000	07/31/2020	5,000,000.00	1689	5,000,000.00	1.680	1188
912828XM7	229845	1020	T 1 5-8 07-31-20	03/08/2017	9,960,156.25	1.625	07/31/2020	10,000,000.00	1241	10,000,000.00	1.746	1188
3136G2Y27	225385	1010	FNMA DEBENTURE	02/24/2016	10,000,000.00	1.450	08/24/2020	10,000,000.00	1643	10,000,000.00	1.450	1212
3135G0N66	227961	1010	FNMA DEBENTURE 1.400 8-24	09/07/2016	12,496,250.00	1.400	08/24/2020	12,500,000.00	1447	12,500,000.00	1.408	1212
912828VV9	224593	1020	US TREASURY NOTE	10/29/2015	10,342,968.75	2.125	08/31/2020	10,000,000.00	1768	10,000,000.00	1.389	1219
912828VV9	224679	1020	US TREASURY NOTE	11/06/2015	10,217,187.50	2.125	08/31/2020	10,000,000.00	1760	10,000,000.00	1.654	1219
912828L32	228468	1020	US TREASURY NOTE 1.375 8-3	10/31/2016	15,080,859.38	1.375	08/31/2020	15,000,000.00	1400	15,000,000.00	1.230	1219
3133EGTM7	227994	1010	FFCB DEBENTURE 1.375 9-08-	09/12/2016	12,495,625.00	1.375	09/08/2020	12,500,000.00	1457	12,500,000.00	1.384	1227
3133XD4P3	227128	1010	FHLB DEBENTURE 4.625 9-11-	06/24/2016	5,719,103.25	4.625	09/11/2020	5,025,000.00	1540	5,025,000.00	1.249	1230
02665WAZ4	224192	1030	AMERICAN HONDA FINANCE C	09/25/2015	5,013,400.00	2.450	09/24/2020	5,000,000.00	1826	5,000,000.00	2.393	1243
3136G4AU7	228020	1010	FNMA DEBENTURE 1.430 9-29	09/29/2016	15,000,000.00	1.430	09/29/2020	15,000,000.00	1461	15,000,000.00	1.430	1248
912828L65	224642	1020	US TREASURY NOTE	11/04/2015	14,862,890.62	1.375	09/30/2020	15,000,000.00	1792	15,000,000.00	1.569	1249
912828L65	224696	1020	US TREASURY NOTE	11/09/2015	9,828,125.00	1.375	09/30/2020	10,000,000.00	1787	10,000,000.00	1.743	1249
3130A7JB2	225680	1010	FHLB DEBENTURE	03/30/2016	8,666,325.00	1.450	09/30/2020	8,675,000.00	1645	8,675,000.00	1.473	1249
3134G9E78	227171	1010	FHLMC MEDIUM TER 1.280 9-	06/30/2016	10,000,000.00	1.280	09/30/2020	10,000,000.00	1553	10,000,000.00	1.280	1249
912828L65	229601	1020	T 1 3-8 09-30-20	02/17/2017	9,878,906.25	1.375	09/30/2020	10,000,000.00	1321	10,000,000.00	1.722	1249
594918AH7	224263	1030	MICROSOFT CORP	10/01/2015	7,899,075.00	3.000	10/01/2020	7,500,000.00	1827	7,500,000.00	1.880	1250
3133EGXX8	228237	1010	FFCB DEBENTURE 1.340 10-13	10/13/2016	9,984,000.00	1.340	10/13/2020	10,000,000.00	1461	10,000,000.00	1.381	1262
713448DC9	224435	1030	PEPSICO INC	10/19/2015	5,037,200.00	2.150	10/14/2020	5,000,000.00	1822	5,000,000.00	1.992	1263
713448DC9	224695	1030	PEPSICO INC	11/12/2015	9,955,900.00	2.150	10/14/2020	10,000,000.00	1798	10,000,000.00	2.245	1263
3133EGMM4	227351	1010	FFCB DEBENTURE 1.375 10-19	07/19/2016	10,000,000.00	1.375	10/19/2020	10,000,000.00	1553	10,000,000.00	1.375	1268
3133EGZD0	228345	1010	FFCB DEBENTURE 1.330 10-20	10/20/2016	10,000,000.00	1.330	10/20/2020	10,000,000.00	1461	10,000,000.00	1.330	1269
931142CZ4	228626	1030	WAL-MART STORES 3.250 10-	11/17/2016	7,900,500.00	3.250	10/25/2020	7,500,000.00	1438	7,500,000.00	1.838	1274

Run Date: 5/1/2017 10:14:30 AM

Investments Outstanding As Of Date: 4/30/2017

INVENTORY BY MATURITY REPORT

CUSIP	Investment #	Fund	Issuer	Purchase Date	Current Book	Current Rate	Maturity Date	Maturity Amount	Total Days From Purc	Current Par	YTM	Days to Maturity
3130A7RQ0	226036	1010	FHLB DEBENTURE 1.550 10-26	04/26/2016	5,211,349.50	1.550	10/26/2020	5,215,000.00	1644	5,215,000.00	1.566	1275
191216BT6	224919	1030	COCA COLA COMPANY	12/14/2015	5,790,295.02	1.875	10/27/2020	5,809,000.00	1779	5,809,000.00	1.944	1276
3130A9UH2	228505	1010	FHLB 1 10-27-20	11/02/2016	5,750,000.00	1.000	10/27/2020	5,750,000.00	1455	5,750,000.00	1.000	1276
3136G3KV6	226536	1010	FNMA DEBENTURE 1.600 10-2	04/28/2016	8,570,712.50	1.600	10/28/2020	8,575,000.00	1644	8,575,000.00	1.612	1277
912828L99	225587	1020	US TREASURY NOTE	02/29/2016	15,089,062.50	1.375	10/31/2020	15,000,000.00	1706	15,000,000.00	1.244	1280
912828L99	229602	1020	T 1 3-8 10-31-20	02/17/2017	9,870,703.13	1.375	10/31/2020	10,000,000.00	1352	10,000,000.00	1.737	1280
19416QDR8	230220	1030	CL 2.95 11-01-20	04/06/2017	3,341,067.75	2.950	11/01/2020	3,225,000.00	1305	3,225,000.00	1.902	1281
3133EGC29	228534	1010	FFCB DEBENTURE 1.350 11-02	11/04/2016	9,996,500.00	1.350	11/02/2020	10,000,000.00	1459	10,000,000.00	1.359	1282
3133EGQS7	227794	1010	FFCB DEBENTURE 1.400 11-10	08/18/2016	4,695,000.00	1.400	11/10/2020	4,695,000.00	1545	4,695,000.00	1.400	1290
14912L6N6	224861	1030	CATERPILLAR FIN SERV CORP	12/04/2015	5,053,400.00	2.500	11/13/2020	5,000,000.00	1806	5,000,000.00	2.270	1293
166764AY6	230085	1030	CVX 2.419 11-17-20	03/29/2017	5,462,385.72	2.419	11/17/2020	5,412,000.00	1329	5,412,000.00	2.151	1297
3136G3Y82	227770	1010	FNMA DEBENTURE 1.200 11-2	08/24/2016	9,972,500.00	1.200	11/24/2020	10,000,000.00	1553	10,000,000.00	1.267	1304
912828A42	225691	1020	US TREASURY NOTE	03/11/2016	15,397,851.56	2.000	11/30/2020	15,000,000.00	1725	15,000,000.00	1.417	1310
912828M98	227462	1020	US TREASURY NOTE 1.625 11-	07/25/2016	20,478,125.00	1.625	11/30/2020	20,000,000.00	1589	20,000,000.00	1.061	1310
3130A3UQ5	228261	1010	FHLB DEBENTURE 1.875 12-11	10/11/2016	11,214,114.00	1.875	12/11/2020	10,950,000.00	1522	10,950,000.00	1.279	1321
3134G9E52	227173	1010	FHLMC MEDIUM TER 1.330 12	06/30/2016	15,000,000.00	1.330	12/30/2020	15,000,000.00	1644	15,000,000.00	1.330	1340
912828N48	225774	1020	US TREASURY NOTE	03/16/2016	15,171,900.00	1.750	12/31/2020	15,000,000.00	1751	15,000,000.00	1.501	1341
912828N48	226848	1020	US TREASURY NOTE 1.750 12-	05/19/2016	15,273,600.00	1.750	12/31/2020	15,000,000.00	1687	15,000,000.00	1.341	1341
24422ETF6	225253	1030	JOHN DEERE CAPITAL CORP	01/26/2016	5,070,800.00	2.550	01/08/2021	5,000,000.00	1809	5,000,000.00	2.246	1349
3133EF3R6	226506	1010	FFCB DEBENTURE 1.600 1-19-	04/22/2016	9,977,400.00	1.600	01/19/2021	10,000,000.00	1733	10,000,000.00	1.650	1360
91159HHL7	228644	1030	US BANCORP 2.350 1-29-21	11/18/2016	10,105,100.00	2.350	01/29/2021	10,000,000.00	1533	10,000,000.00	2.087	1370
91159HHL7	228775	1030	USB 2.35 01-29-21 MTN	12/05/2016	2,734,592.00	2.350	01/29/2021	2,725,000.00	1516	2,725,000.00	2.260	1370
912828N89	225452	1020	US TREASURY NOTE	02/12/2016	10,165,161.80	1.375	01/31/2021	10,000,000.00	1815	10,000,000.00	1.033	1372
3133EG6N0	229583	1010	FFCB 1.94 02-09-21	02/16/2017	9,975,000.00	1.940	02/09/2021	10,000,000.00	1454	10,000,000.00	2.006	1381
880591EL2	225521	1010	TVA DEBENTURE	02/19/2016	16,757,550.00	3.875	02/15/2021	15,000,000.00	1823	15,000,000.00	1.433	1387
3130A7CV5	225798	1010	FHLB DEBENTURE	03/18/2016	9,945,200.00	1.375	02/18/2021	10,000,000.00	1798	10,000,000.00	1.491	1390
3130A7CV5	226542	1010	FHLB DEBENTURE 1.375 2-18-	04/25/2016	9,973,500.00	1.375	02/18/2021	10,000,000.00	1760	10,000,000.00	1.432	1390
459200JF9	230171	1030	IBM 2 1-4 02-19-21	04/03/2017	5,026,250.00	2.250	02/19/2021	5,000,000.00	1418	5,000,000.00	2.108	1391
037833BS8	228867	1030	AAPL 2 1-4 02-23-21	12/16/2016	10,006,900.00	2.250	02/23/2021	10,000,000.00	1530	10,000,000.00	2.232	1395
3136G2YP6	225423	1010	FNMA DEBENTURE	02/26/2016	15,326,250.00	1.875	02/26/2021	15,000,000.00	1827	15,000,000.00	1.423	1398
912828P87	226912	1020	US TREASURY NOTE 1.125 2-2	05/25/2016	14,813,671.88	1.125	02/28/2021	15,000,000.00	1740	15,000,000.00	1.395	1400
912828P87	228850	1020	T 1 1-8 02-28-21	12/12/2016	14,619,140.63	1.125	02/28/2021	15,000,000.00	1539	15,000,000.00	1.752	1400
30231GAV4	225840	1030	EXXON MOBIL CORPORATION	03/28/2016	5,066,000.00	2.222	03/01/2021	5,000,000.00	1799	5,000,000.00	1.940	1401

Run Date: 5/1/2017 10:14:30 AM

Investments Outstanding As Of Date: 4/30/2017

INVENTORY BY MATURITY REPORT

CUSIP	Investment #	Fund	Issuer	Purchase Date	Current Book	Current Rate	Maturity Date	Maturity Amount	Total Days From Purc	Current Par	YTM	Days to Maturity
478160BS2	226025	1030	JOHNSON & JOHNSO 1.650 3-	04/18/2016	1,502,329.44	1.650	03/01/2021	1,488,000.00	1778	1,488,000.00	1.444	1401
30231GAV4	229912	1030	XOM 2.222 03-01-21	03/15/2017	4,975,000.00	2.222	03/01/2021	5,000,000.00	1447	5,000,000.00	2.355	1401
313382K69	226556	1010	FHLB DEBENTURE 1.750 3-12-	04/27/2016	7,089,180.00	1.750	03/12/2021	7,000,000.00	1780	7,000,000.00	1.478	1412
3133EFR82	226793	1010	FFCB DEBENTURE 1.850 3-23-	05/13/2016	10,050,000.00	1.850	03/23/2021	10,000,000.00	1775	10,000,000.00	1.742	1423
3136G4AZ6	228043	1010	FNMA DEBENTURE 1.480 3-29	09/29/2016	10,000,000.00	1.480	03/29/2021	10,000,000.00	1642	10,000,000.00	1.480	1429
3136G37H2	227991	1010	FNMA DEBENTURE 1.500 3-30	09/30/2016	10,000,000.00	1.500	03/30/2021	10,000,000.00	1642	10,000,000.00	1.500	1430
912828Q37	225905	1020	US TREASURY NOTE	04/01/2016	14,995,312.50	1.250	03/31/2021	15,000,000.00	1825	15,000,000.00	1.256	1431
912828Q37	226846	1020	US TREASURY NOTE 1.250 3-3	05/19/2016	9,960,937.50	1.250	03/31/2021	10,000,000.00	1777	10,000,000.00	1.333	1431
912828Q37	228301	1020	US TREASURY NOTE 1.250 3-3	10/13/2016	14,961,914.06	1.250	03/31/2021	15,000,000.00	1630	15,000,000.00	1.309	1431
46513CSU1	225998	1010	ISRAEL BOND	04/15/2016	7,500,000.00	2.690	04/01/2021	7,500,000.00	1812	7,500,000.00	2.690	1432
46513CTU0	225999	1010	ISRAEL FLOATER	04/15/2016	7,500,000.00	2.100	04/01/2021	7,500,000.00	1812	7,500,000.00	2.100	1432
3133EG3W3	229189	1010	FFCB 2.03 04-19-21	01/19/2017	10,500,000.00	2.030	04/19/2021	10,500,000.00	1551	10,500,000.00	2.030	1450
3133EF4D6	226381	1010	FFCB DEBENTURE 1.620 4-20-	04/21/2016	12,487,500.00	1.620	04/20/2021	12,500,000.00	1825	12,500,000.00	1.641	1451
912828Q78	226800	1020	US TREASURY NOTE 1.375 4-3	05/16/2016	15,089,062.50	1.375	04/30/2021	15,000,000.00	1810	15,000,000.00	1.251	1461
3133EGC78	228449	1010	FFCB DEBENTURE 1.490 5-03-	11/03/2016	9,987,500.00	1.490	05/03/2021	10,000,000.00	1642	10,000,000.00	1.519	1464
3133EGC78	229056	1010	FFCB 1.49 05-03-21	01/05/2017	10,075,839.20	1.490	05/03/2021	10,280,000.00	1579	10,280,000.00	1.971	1464
037833AR1	228776	1030	AAPL 2.85 05-06-21	12/05/2016	3,171,018.30	2.850	05/06/2021	3,097,000.00	1613	3,097,000.00	2.278	1467
3135G0K69	228799	1010	FNMA 1 1-4 05-06-21	12/05/2016	9,762,300.00	1.250	05/06/2021	10,000,000.00	1613	10,000,000.00	1.812	1467
166764BG4	229491	1030	CVX 2.1 05-16-21	02/09/2017	12,151,448.20	2.100	05/16/2021	12,245,000.00	1557	12,245,000.00	2.288	1477
3133EGAH8	229188	1010	FFCB 1.55 05-17-21	01/18/2017	9,875,000.00	1.550	05/17/2021	10,000,000.00	1580	10,000,000.00	1.852	1478
3130A9X48	228462	1010	FHLB MULTI STEP 2.000 5-18-	11/18/2016	14,996,250.00	1.000	05/18/2021	15,000,000.00	1642	15,000,000.00	1.006	1479
458140AW0	226807	1030	INTEL CORP 1.700 5-19-21	05/19/2016	9,988,500.00	1.700	05/19/2021	10,000,000.00	1826	10,000,000.00	1.724	1480
3133EHAG8	229581	1010	FFCB 2.1 05-24-21	02/24/2017	10,000,000.00	2.100	05/24/2021	10,000,000.00	1550	10,000,000.00	2.100	1485
91159HHA1	230386	1030	USB 4 1-8 05-24-21 MTN	04/19/2017	10,746,700.00	4.125	05/24/2021	10,000,000.00	1496	10,000,000.00	2.208	1485
912828R77	227129	1020	US TREASURY NOTE 1.375 5-3	06/24/2016	15,112,500.00	1.375	05/31/2021	15,000,000.00	1802	15,000,000.00	1.218	1492
912828R77	229027	1020	T 1 3-8 05-31-21	12/30/2016	14,671,875.00	1.375	05/31/2021	15,000,000.00	1613	15,000,000.00	1.893	1492
912828S27	227261	1020	US TREASURY NOTE 1.125 6-3	07/08/2016	15,123,046.88	1.125	06/30/2021	15,000,000.00	1818	15,000,000.00	.956	1522
912828S27	228259	1020	US TREASURY NOTE 1.125 6-3	10/11/2016	14,886,328.13	1.125	06/30/2021	15,000,000.00	1723	15,000,000.00	1.291	1522
02665WBF7	227542	1030	AMERICAN HONDA F 1.650 7-	08/01/2016	8,493,051.75	1.650	07/12/2021	8,475,000.00	1806	8,475,000.00	1.605	1534
3136G3D93	227329	1010	FNMA MULTI STEP .625 7-20-	07/20/2016	15,000,000.00	1.600	07/20/2021	15,000,000.00	1826	15,000,000.00	1.600	1542
3136G3D77	227330	1010	FNMA MULTI STEP 1.625 7-20	07/20/2016	15,000,000.00	1.625	07/20/2021	15,000,000.00	1826	15,000,000.00	1.625	1542
949746SA0	227443	1030	WELLS FARGO & CO 2.100 7-2	07/26/2016	5,005,000.00	2.100	07/26/2021	5,000,000.00	1826	5,000,000.00	2.079	1548
3136G3XZ3	227239	1010	FNMA DEBENTURE 1.500 7-28	07/28/2016	15,000,000.00	1.500	07/28/2021	15,000,000.00	1826	15,000,000.00	1.500	1550

Run Date: 5/1/2017 10:14:30 AM

Investments Outstanding As Of Date: 4/30/2017

INVENTORY BY MATURITY REPORT

CUSIP	Investment #	Fund	Issuer	Purchase Date	Current Book	Current Rate	Maturity Date	Maturity Amount	Total Days From Purc	Current Par	YTM	Days to Maturity
912828S76	227654	1020	US TREASURY NOTE 1.125 7-3	08/09/2016	14,995,898.44	1.125	07/31/2021	15,000,000.00	1817	15,000,000.00	1.131	1553
912828S76	229079	1020	T 1 1-8 07-31-21	01/09/2017	19,359,375.00	1.125	07/31/2021	20,000,000.00	1664	20,000,000.00	1.861	1553
594918BP8	227710	1030	MICROSOFT CORP 1.550 8-08-	08/16/2016	10,022,000.00	1.550	08/08/2021	10,000,000.00	1818	10,000,000.00	1.504	1561
3134G93E5	227465	1010	FHLMC MULTI STEP 1.760 8-0	08/09/2016	15,000,000.00	1.760	08/09/2021	15,000,000.00	1826	15,000,000.00	1.760	1562
3134G94E4	227529	1010	FHLMC DEBENTURE 1.500 8-1	08/10/2016	10,000,000.00	1.500	08/10/2021	10,000,000.00	1826	10,000,000.00	1.500	1563
46623EKG3	228712	1030	JP MORGAN CHASE & CO	11/28/2016	7,971,163.20	2.295	08/15/2021	8,085,000.00	1721	8,085,000.00	2.614	1568
3134GACC6	227687	1010	FHLMC MULTI STEP .600 8-23-	08/23/2016	15,000,000.00	1.770	08/23/2021	15,000,000.00	1826	15,000,000.00	1.770	1576
3130A9B34	227877	1010	FHLB MULTI STEP .750 8-24-2	09/08/2016	15,000,000.00	1.620	08/24/2021	15,000,000.00	1811	15,000,000.00	1.620	1577
9128282F6	227998	1020	US TREASURY NOTE 1.125 8-3	09/13/2016	14,932,031.25	1.125	08/31/2021	15,000,000.00	1813	15,000,000.00	1.219	1584
191216BY5	227911	1030	COCA COLA COMPAN 1.550 9-	09/02/2016	5,005,500.00	1.550	09/01/2021	5,000,000.00	1825	5,000,000.00	1.527	1585
02665WBG5	227974	1030	AMERICAN HONDA F 1.700 9-	09/12/2016	10,001,400.00	1.700	09/09/2021	10,000,000.00	1823	10,000,000.00	1.697	1593
88579YAU5	228041	1030	3 M CO 1.625 9-19-21	09/20/2016	7,035,700.00	1.625	09/19/2021	7,000,000.00	1825	7,000,000.00	1.519	1603
3130A9H61	228005	1010	FHLB MULTI STEP 2.000 9-29-	09/29/2016	15,000,000.00	2.000	09/29/2021	15,000,000.00	1826	15,000,000.00	2.000	1613
3130A9H53	228004	1010	FHLB MULTI STEP 1.820 9-30-	09/30/2016	15,000,000.00	1.820	09/30/2021	15,000,000.00	1826	15,000,000.00	1.820	1614
912828T34	228217	1020	US TREASURY NOTE 1.125 9-3	10/05/2016	14,950,781.25	1.125	09/30/2021	15,000,000.00	1821	15,000,000.00	1.193	1614
912828T34	228247	1020	US TREASURY NOTE 1.125 9-3	10/07/2016	9,933,593.75	1.125	09/30/2021	10,000,000.00	1819	10,000,000.00	1.263	1614
458140AJ9	228372	1030	INTEL CORP 3.300 10-01-21	10/24/2016	5,681,004.16	3.300	10/01/2021	5,288,000.00	1803	5,288,000.00	1.723	1615
3133EHEK5	230995	1010	FFCB 2.19 10-05-21	04/26/2017	6,560,000.00	2.190	10/05/2021	6,560,000.00	1623	6,560,000.00	2.190	1619
713448DL9	228221	1030	PEPSICO INC 1.700 10-06-21	10/07/2016	9,992,400.00	1.700	10/06/2021	10,000,000.00	1825	10,000,000.00	1.716	1620
713448DL9	229858	1030	PEP 1.7 10-06-21	03/10/2017	6,796,230.00	1.700	10/06/2021	7,000,000.00	1671	7,000,000.00	2.375	1620
3135G0Q89	228353	1010	FNMA DEBENTURE 1.375 10-0	10/19/2016	9,979,000.00	1.375	10/07/2021	10,000,000.00	1814	10,000,000.00	1.419	1621
3135G0Q89	228730	1010	FNMA DEBENTURE	11/25/2016	4,869,375.00	1.375	10/07/2021	5,000,000.00	1777	5,000,000.00	1.940	1621
912828T67	228446	1020	US TREASURY NOTE 1.250 10-	10/31/2016	9,967,968.75	1.250	10/31/2021	10,000,000.00	1826	10,000,000.00	1.316	1645
912828T67	228604	1020	US TREASURY NOTE 1.250 10-	11/10/2016	9,888,671.88	1.250	10/31/2021	10,000,000.00	1816	10,000,000.00	1.483	1645
912828T67	228898	1020	T 1 1-4 10-31-21	12/19/2016	9,622,656.25	1.250	10/31/2021	10,000,000.00	1777	10,000,000.00	2.069	1645
742718EQ8	228540	1030	PROCTER & GAMBLE 1.700 11	11/08/2016	5,015,250.00	1.700	11/03/2021	5,000,000.00	1821	5,000,000.00	1.636	1648
742718EQ8	228769	1030	PG 1.7 11-03-21	12/02/2016	1,509,939.20	1.700	11/03/2021	1,532,000.00	1797	1,532,000.00	2.009	1648
3130A9X55	228463	1010	FHLB MULTI STEP COUPON B	11/23/2016	15,000,000.00	.750	11/23/2021	15,000,000.00	1826	15,000,000.00	.750	1668
3130A9Y21	228535	1010	FHLB MULTI STEP COUPON B	11/30/2016	10,000,000.00	1.000	11/26/2021	10,000,000.00	1822	10,000,000.00	1.000	1671
3130AA2U1	228613	1010	FHLB MULTI STEP COUPON B	11/29/2016	14,997,000.00	1.000	11/29/2021	15,000,000.00	1826	15,000,000.00	1.004	1674
3130AABG2	228783	1010	FHLB 1 7-8 11-29-21	12/02/2016	4,967,300.00	1.875	11/29/2021	5,000,000.00	1823	5,000,000.00	2.013	1674
912828U65	228720	1020	US TREASURY NOTE	11/30/2016	9,977,734.38	1.750	11/30/2021	10,000,000.00	1826	10,000,000.00	1.797	1675
912828U65	228782	1020	T 1 3-4 11-30-21	12/02/2016	9,935,937.50	1.750	11/30/2021	10,000,000.00	1824	10,000,000.00	1.885	1675

Run Date: 5/1/2017 10:14:30 AM

Investments Outstanding As Of Date: 4/30/2017

INVENTORY BY MATURITY REPORT

CUSIP	Investment #	Fund	Issuer	Purchase Date	Current Book	Current Rate	Maturity Date	Maturity Amount	Total Days From Purc	Current Par	YTM	Days to Maturity
69353REY0	229228	1030	PNC 2.55 12-09-21 BKNT	01/24/2017	9,941,700.00	2.550	12/09/2021	10,000,000.00	1780	10,000,000.00	2.678	1684
3134GAZA5	228621	1010	FHLMC DEBENTURE	12/13/2016	10,000,000.00	2.000	12/13/2021	10,000,000.00	1826	10,000,000.00	2.000	1688
3134GBBE1	230068	1010	FHLMC 2 1-4 12-29-21	03/29/2017	4,569,543.00	2.250	12/29/2021	4,570,000.00	1736	4,570,000.00	2.253	1704
3134GBBE1	230071	1010	FHLMC 2 1-4 12-29-21	03/29/2017	2,929,707.00	2.250	12/29/2021	2,930,000.00	1736	2,930,000.00	2.253	1704
912828U81	229026	1020	T 2 12-31-21	01/03/2017	10,011,718.75	2.000	12/31/2021	10,000,000.00	1823	10,000,000.00	1.975	1706
89236TDP7	229155	1030	TOYOTA 2.6 01-11-22 MTN	01/13/2017	10,028,900.00	2.600	01/11/2022	10,000,000.00	1824	10,000,000.00	2.538	1717
91159HHP8	229284	1030	USB 2 5-8 01-24-22	01/26/2017	5,027,150.00	2.625	01/24/2022	5,000,000.00	1824	5,000,000.00	2.509	1730
91159HHP8	229865	1030	USB 2 5-8 01-24-22	03/13/2017	4,984,300.00	2.625	01/24/2022	5,000,000.00	1778	5,000,000.00	2.694	1730
3133EHGM9	230953	1010	FFCB 2.05 01-24-22	04/25/2017	6,793,948.00	2.050	01/24/2022	6,800,000.00	1735	6,800,000.00	2.070	1730
3134GAL85	229091	1010	FHLMC 2 1-4 01-27-22	01/27/2017	10,000,000.00	2.250	01/27/2022	10,000,000.00	1826	10,000,000.00	2.250	1733
3130AAMH8	229174	1010	FHLB 1 01-27-22 0005	01/27/2017	7,500,000.00	1.000	01/27/2022	7,500,000.00	1826	7,500,000.00	1.000	1733
459200JQ5	229351	1030	IBM 2 1-2 01-27-22	01/31/2017	9,995,300.00	2.500	01/27/2022	10,000,000.00	1822	10,000,000.00	2.510	1733
912828H86	229805	1020	T 1 1-2 01-31-22	03/06/2017	9,740,625.00	1.500	01/31/2022	10,000,000.00	1792	10,000,000.00	2.058	1737
084670BF4	230356	1030	BRK 3.4 01-31-22	04/17/2017	5,487,336.32	3.400	01/31/2022	5,216,000.00	1750	5,216,000.00	2.247	1737
037833CM0	229502	1030	AAPL 2 1-2 02-09-22	02/10/2017	15,071,400.00	2.500	02/09/2022	15,000,000.00	1825	15,000,000.00	2.398	1746
3130AAQF8	229296	1010	FHLB 0 7-8 02-10-22	02/10/2017	15,000,000.00	.875	02/10/2022	15,000,000.00	1826	15,000,000.00	.875	1747
3134GA4G6	229582	1010	FHLMC 1 1-2 02-28-22 0000	02/28/2017	9,988,000.00	1.500	02/28/2022	10,000,000.00	1826	10,000,000.00	1.525	1765
3130AAUY2	229673	1010	FHLB 1 1-4 02-28-22	02/28/2017	10,000,000.00	1.250	02/28/2022	10,000,000.00	1826	10,000,000.00	1.250	1765
912828J43	229757	1020	T 1 3-4 02-28-22	03/02/2017	9,872,330.00	1.750	02/28/2022	10,000,000.00	1824	10,000,000.00	2.020	1765
478160CD4	229772	1030	JNJ 2 1-4 03-03-22	03/06/2017	9,974,600.00	2.250	03/03/2022	10,000,000.00	1823	10,000,000.00	2.304	1768
3130AAVE5	229714	1010	FHLB 1 03-08-22	03/08/2017	14,977,500.00	1.000	03/08/2022	15,000,000.00	1826	15,000,000.00	1.031	1773
3134GBAC6	229747	1010	FHLMC 0 3-4 03-09-22	03/09/2017	15,000,000.00	.750	03/09/2022	15,000,000.00	1826	15,000,000.00	.750	1774
3134GBBW1	229817	1010	FHLMC 2.4 03-29-22	03/29/2017	10,000,000.00	2.400	03/29/2022	10,000,000.00	1826	10,000,000.00	2.400	1794
912828W89	231009	1020	T 1 7-8 03-31-22	04/27/2017	10,007,031.25	1.875	03/31/2022	10,000,000.00	1799	10,000,000.00	1.860	1796
46513XGT1	230154	1010	ISRAEL BOND	04/03/2017	7,500,000.00	3.500	04/01/2022	7,500,000.00	1824	7,500,000.00	3.500	1797
46513XHT0	230155	1010	ISRAEL FLOATING RATE BOND	04/03/2017	7,500,000.00	2.538	04/01/2022	7,500,000.00	1824	7,500,000.00	2.538	1797
46513XBT6	230156	1010	ISRAEL BOND	04/03/2017	10,000,000.00	3.200	04/01/2022	10,000,000.00	1824	10,000,000.00	3.200	1797
3134GBGJ5	230277	1010	FHLMC 1.1 04-27-22	04/27/2017	15,000,000.00	1.100	04/27/2022	15,000,000.00	1826	15,000,000.00	1.100	1823

Run Date: 5/1/2017 10:14:30 AM

Investments Outstanding As Of Date: 4/30/2017

MOODY DISTRIBUTION

Moody (000's)	Par	Book	Market	MKT/Book	Yield
Blank	10,184,888.03	10,203,216.75	10,175,987.37	99.73 %	1.01 %
Totals (000's):	10,184,888.03	10,203,216.75	10,175,987.37	99.73 %	1.01 %

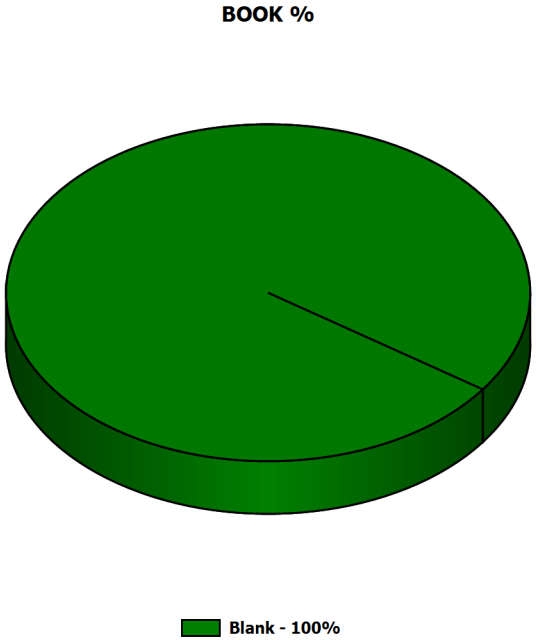

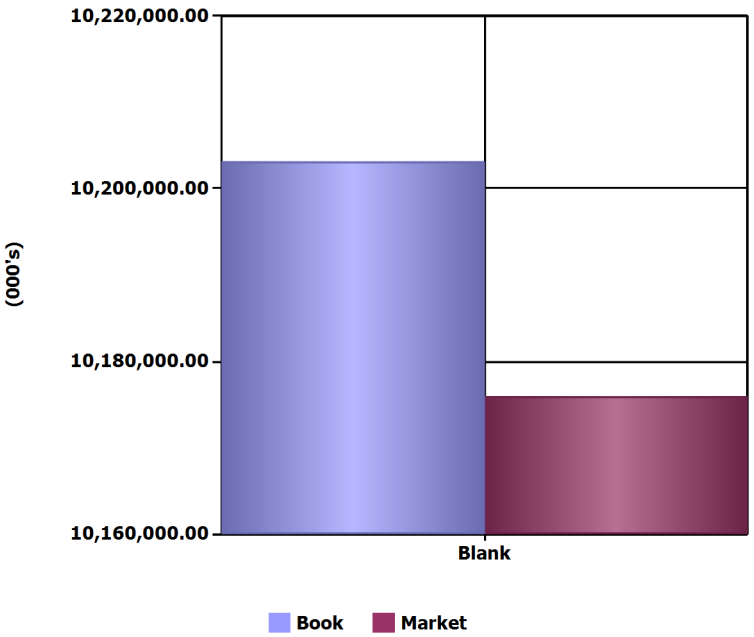

Run Date: 5/1/2017 10:14:30 AM

Investments Outstanding As Of Date: 4/30/2017

S&P DISTRIBUTION
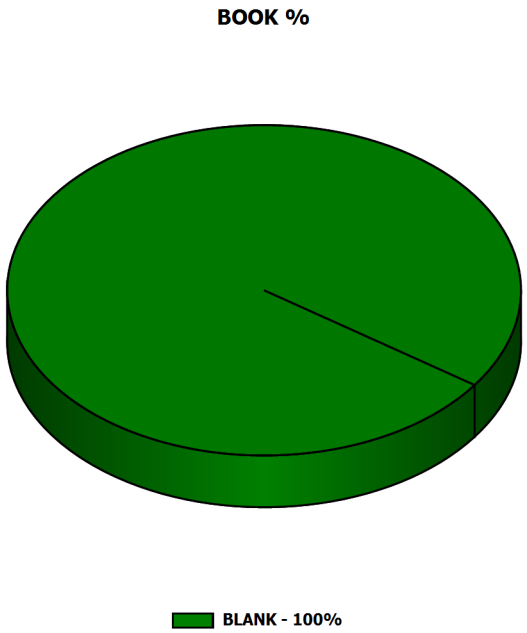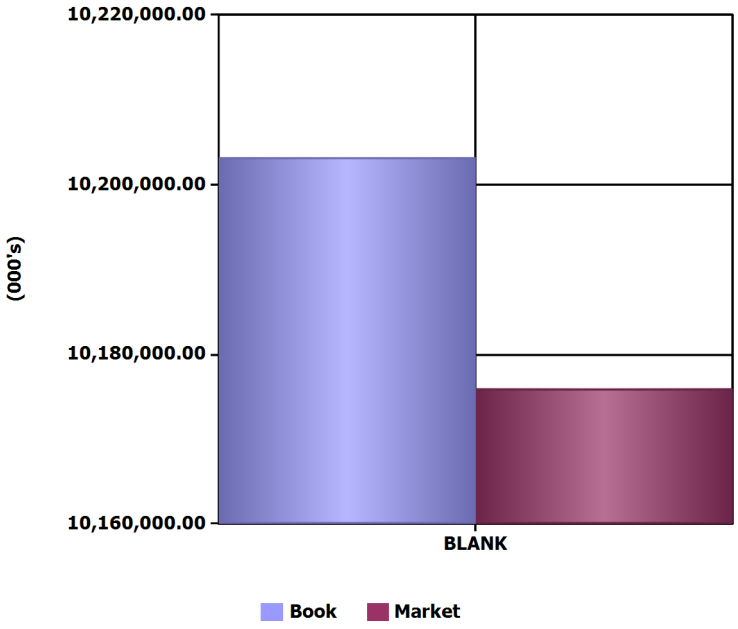
S&P (000's)	Par	Book	Market	MKT/Book	Yield
BLANK	10,184,888.03	10,203,216.75	10,175,987.37	99.73 %	1.01 %
Totals (000's):	10,184,888.03	10,203,216.75	10,175,987.37	99.73 %	1.01 %