

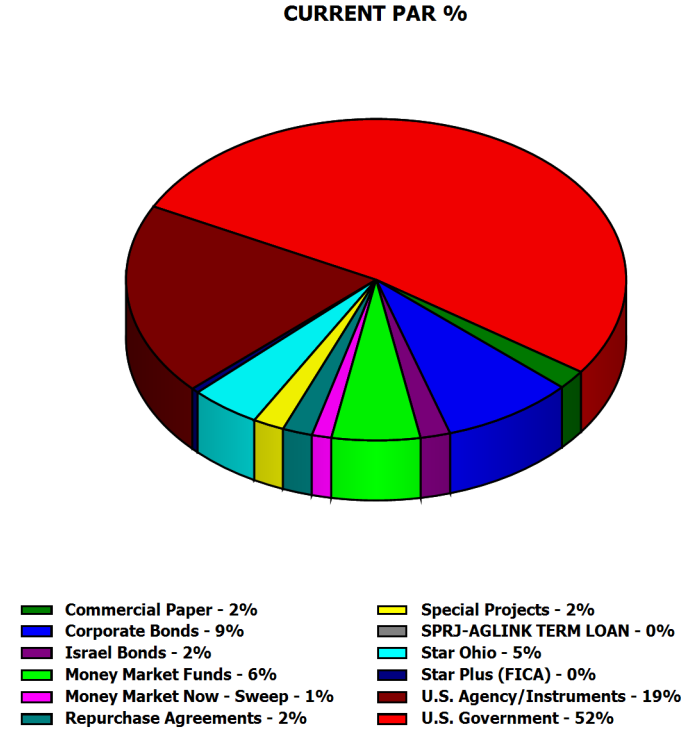
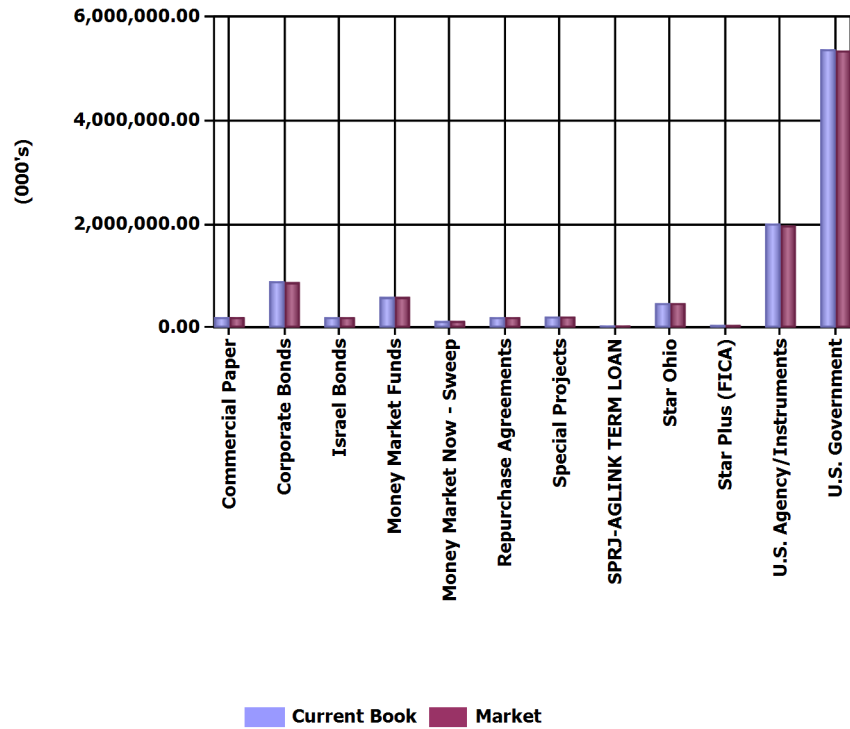


Run Date: 3/1/2018 12:42:15 PM

Investments Outstanding As Of Date: 2/28/2018

| Assets (000's) | Current Par | Current Book | Current Market | Mkt/ Cur Book | Yield | WAL (Yr) | Mat (Yr) |
|--------------------------|--------------------------|--------------------------|--------------------------|----------------|---------------|-------------|--------------|
| Commercial Paper | 200,903,965.44 | 200,900,159.88 | 200,903,965.44 | 100.00 % | 1.36 % | .003 | .003 |
| Corporate Bonds | 883,036,000.00 | 895,516,440.57 | 875,540,380.67 | 97.77 % | 1.88 % | 2.269 | 2.313 |
| Israel Bonds | 200,000,000.00 | 200,000,000.00 | 199,806,481.20 | 99.90 % | 2.68 % | 2.076 | 2.076 |
| Money Market Funds | 590,342,156.16 | 590,342,156.16 | 590,342,156.16 | 100.00 % | 1.37 % | .003 | .003 |
| Money Market Now - Sweep | 130,700,112.82 | 130,700,112.82 | 130,700,112.82 | 100.00 % | 0.35 % | .003 | .003 |
| Repurchase Agreements | 200,000,000.00 | 200,000,000.00 | 200,000,000.00 | 100.00 % | 1.36 % | .003 | .003 |
| Special Projects | 208,401,133.59 | 208,401,133.59 | 208,401,133.59 | 100.00 % | 0.89 % | .481 | .481 |
| SPRJ-AGLINK TERM LOAN | 150,000.00 | 150,000.00 | 150,000.00 | 100.00 % | 0.75 % | .118 | .118 |
| Star Ohio | 470,077,727.44 | 470,077,727.44 | 470,077,727.44 | 100.00 % | 1.52 % | .003 | .003 |
| Star Plus (FICA) | 50,717,239.73 | 50,717,239.73 | 50,717,239.73 | 100.00 % | 1.02 % | .003 | .003 |
| U.S. Agency/Instruments | 2,003,398,000.00 | 2,009,543,771.33 | 1,970,979,848.73 | 98.08 % | 1.49 % | .626 | 2.348 |
| U.S. Government | 5,390,000,000.00 | 5,372,321,974.57 | 5,343,950,850.00 | 99.47 % | 1.42 % | .886 | .886 |
| Totals (000's): | 10,327,726,335.18 | 10,328,670,716.09 | 10,241,569,895.78 | 99.16 % | 1.47 % | .828 | 1.166 |

PORTFOLIO ALLOCATION



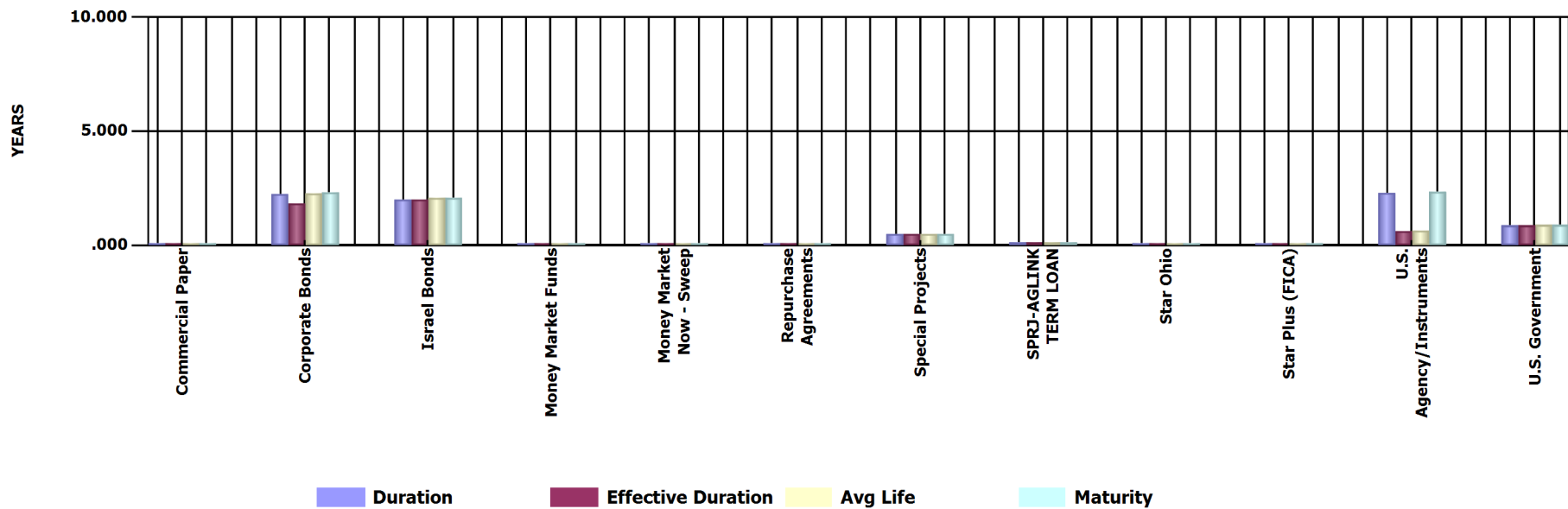


Run Date: 3/1/2018 12:42:15 PM

Investments Outstanding As Of Date: 2/28/2018

| Assets (000's) | Current Par | Duration (Yr) | Effective Duration (Yr) | WAL (Yr) | Mat (Yr) |
|--------------------------|----------------------|---------------|-------------------------|-------------|--------------|
| Commercial Paper | 200,903.97 | .003 | .003 | .003 | .003 |
| Corporate Bonds | 883,036.00 | 2.234 | 1.821 | 2.269 | 2.313 |
| Israel Bonds | 200,000.00 | 1.989 | 1.989 | 2.076 | 2.076 |
| Money Market Funds | 590,342.16 | .003 | .003 | .003 | .003 |
| Money Market Now - Sweep | 130,700.11 | .003 | .003 | .003 | .003 |
| Repurchase Agreements | 200,000.00 | .003 | .003 | .003 | .003 |
| Special Projects | 208,401.13 | .480 | .480 | .481 | .481 |
| SPRJ-AGLINK TERM LOAN | 150.00 | .118 | .118 | .118 | .118 |
| Star Ohio | 470,077.73 | .003 | .003 | .003 | .003 |
| Star Plus (FICA) | 50,717.24 | .003 | .003 | .003 | .003 |
| U.S. Agency/Instruments | 2,003,398.00 | 2.286 | .606 | .626 | 2.348 |
| U.S. Government | 5,390,000.00 | .866 | .866 | .886 | .886 |
| Totals (000's): | 10,327,726.34 | 1.135 | .774 | .828 | 1.166 |

MATURITY ANALYSIS



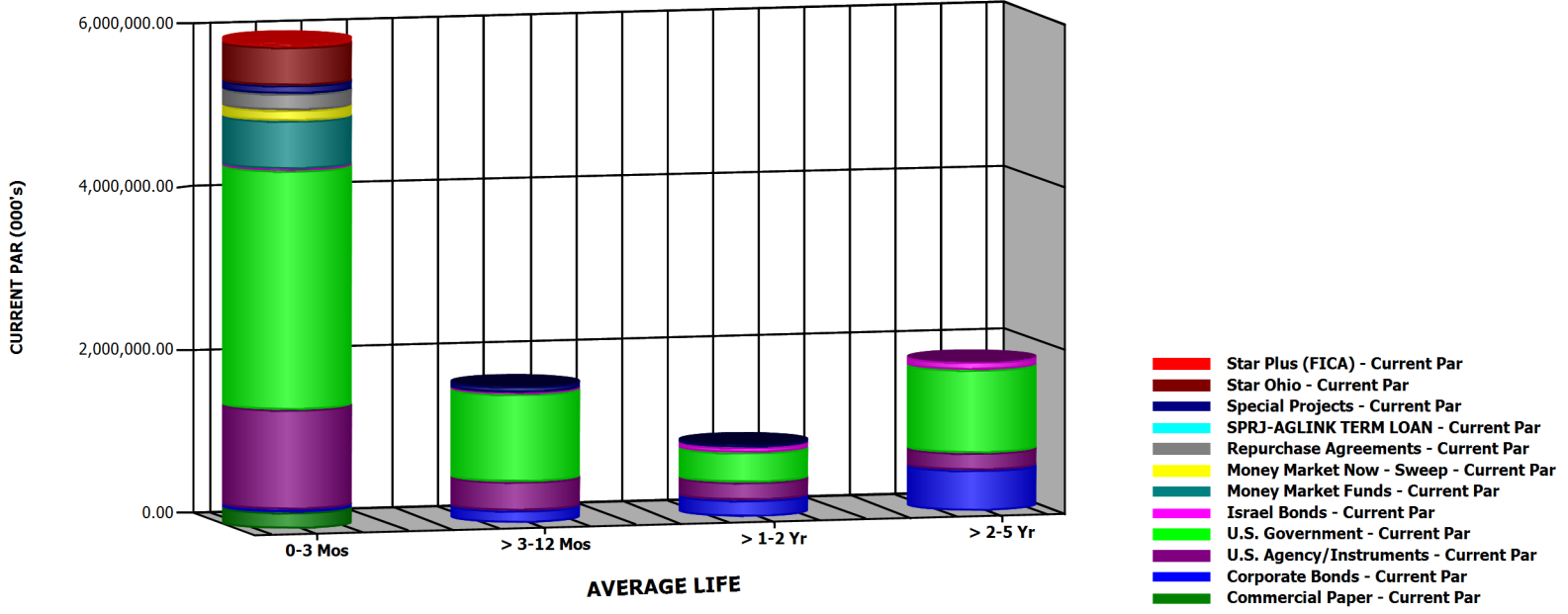


Run Date: 3/1/2018 12:42:15 PM

Investments Outstanding As Of Date: 2/28/2018

| Current Par (000's) | 0-3 Mos | > 3-12 Mos | > 1-2 Yr | > 2-5 Yr | Totals (000's) |
|--------------------------|--------------|--------------|------------|--------------|----------------|
| Commercial Paper | 200,903.97 | 0.00 | 0.00 | 0.00 | 200,903.97 |
| Corporate Bonds | 36,347.00 | 148,881.00 | 201,019.00 | 496,789.00 | 883,036.00 |
| Israel Bonds | 21,000.00 | 20,000.00 | 64,000.00 | 95,000.00 | 200,000.00 |
| Money Market Funds | 590,342.16 | 0.00 | 0.00 | 0.00 | 590,342.16 |
| Money Market Now - Sweep | 130,700.11 | 0.00 | 0.00 | 0.00 | 130,700.11 |
| Repurchase Agreements | 200,000.00 | 0.00 | 0.00 | 0.00 | 200,000.00 |
| Special Projects | 102,189.99 | 72,256.20 | 33,954.94 | 0.00 | 208,401.13 |
| SPRJ-AGLINK TERM LOAN | 150.00 | 0.00 | 0.00 | 0.00 | 150.00 |
| Star Ohio | 470,077.73 | 0.00 | 0.00 | 0.00 | 470,077.73 |
| Star Plus (FICA) | 50,717.24 | 0.00 | 0.00 | 0.00 | 50,717.24 |
| U.S. Agency/Instruments | 1,221,320.00 | 352,023.00 | 219,300.00 | 210,755.00 | 2,003,398.00 |
| U.S. Government | 2,930,000.00 | 1,075,000.00 | 365,000.00 | 1,020,000.00 | 5,390,000.00 |
| Totals (000's): | 5,953,748.19 | 1,668,160.20 | 883,273.94 | 1,822,544.00 | 10,327,726.34 |

AVERAGE LIFE DISTRIBUTION

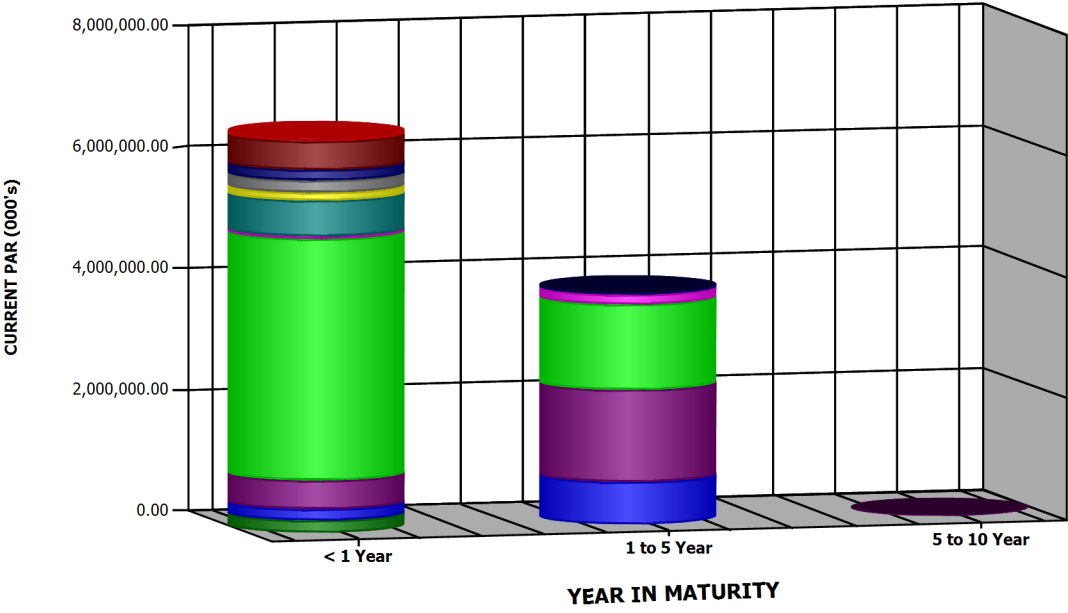




Run Date: 3/1/2018 12:42:15 PM

Investments Outstanding As Of Date: 2/28/2018

| Current Par (000's) | < 1 Year | 1 to 5 Year | 5 to 10 Year | Totals (000's) |
|--------------------------|--------------|--------------|--------------|----------------|
| Commercial Paper | 200,903.97 | 0.00 | 0.00 | 200,903.97 |
| Corporate Bonds | 185,228.00 | 697,808.00 | 0.00 | 883,036.00 |
| Israel Bonds | 41,000.00 | 159,000.00 | 0.00 | 200,000.00 |
| Money Market Funds | 590,342.16 | 0.00 | 0.00 | 590,342.16 |
| Money Market Now - Sweep | 130,700.11 | 0.00 | 0.00 | 130,700.11 |
| Repurchase Agreements | 200,000.00 | 0.00 | 0.00 | 200,000.00 |
| Special Projects | 174,192.42 | 34,208.72 | 0.00 | 208,401.13 |
| SPRJ-AGLINK TERM LOAN | 150.00 | 0.00 | 0.00 | 150.00 |
| Star Ohio | 470,077.73 | 0.00 | 0.00 | 470,077.73 |
| Star Plus (FICA) | 50,717.24 | 0.00 | 0.00 | 50,717.24 |
| U.S. Agency/Instruments | 472,793.00 | 1,515,605.00 | 15,000.00 | 2,003,398.00 |
| U.S. Government | 3,980,000.00 | 1,410,000.00 | 0.00 | 5,390,000.00 |
| Totals (000's): | 6,496,104.62 | 3,816,621.72 | 15,000.00 | 10,327,726.34 |



MATURITY DISTRIBUTION

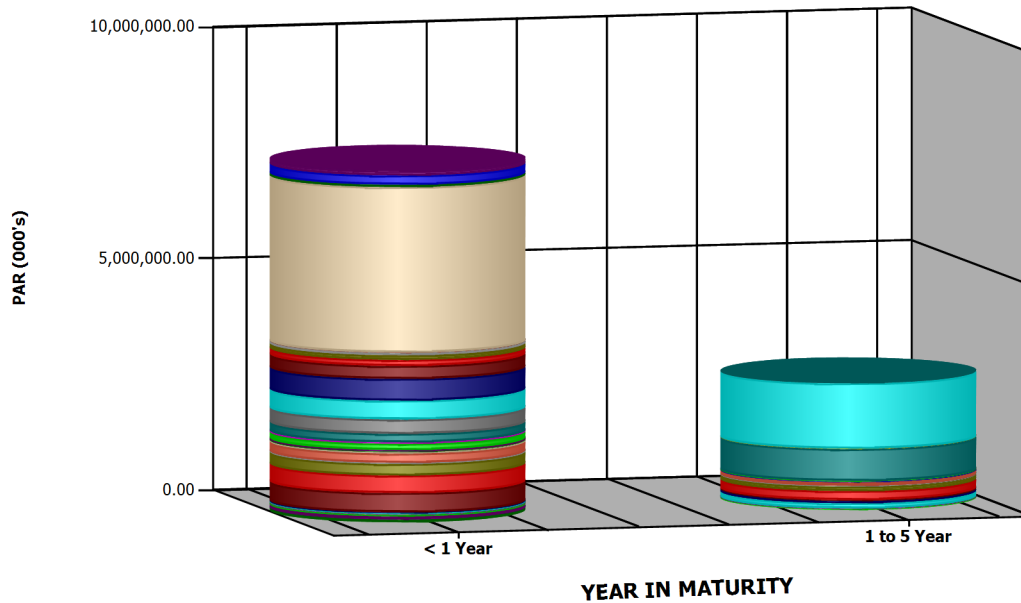
- Star Plus (FICA) - Current Par
- Star Ohio - Current Par
- Special Projects - Current Par
- SPRJ-AGLINK TERM LOAN - Current Par
- Repurchase Agreements - Current Par
- Money Market Now - Sweep - Current Par
- Money Market Funds - Current Par
- Israel Bonds - Current Par
- U.S. Government - Current Par
- U.S. Agency/Instruments - Current Par
- Corporate Bonds - Current Par
- Commercial Paper - Current Par



Run Date: 3/1/2018 12:42:15 PM

Investments Outstanding As Of Date: 2/28/2018

| Par (000's) | < 1 Year | 1 to 5 Year | Totals (000's) |
|--------------------------|--------------|--------------|----------------|
| Commercial Paper | 200,903.97 | 0.00 | 200,903.97 |
| Corporate Bonds | 185,228.00 | 697,808.00 | 883,036.00 |
| Israel Bonds | 41,000.00 | 159,000.00 | 200,000.00 |
| Money Market Funds | 590,342.16 | 0.00 | 590,342.16 |
| Money Market Now - Sweep | 130,700.11 | 0.00 | 130,700.11 |
| Repurchase Agreements | 200,000.00 | 0.00 | 200,000.00 |
| Special Projects | 174,192.42 | 34,208.72 | 208,401.13 |
| SPRJ-AGLINK TERM LOAN | 150.00 | 0.00 | 150.00 |
| Star Ohio | 470,077.73 | 0.00 | 470,077.73 |
| Star Plus (FICA) | 50,717.24 | 0.00 | 50,717.24 |
| U.S. Agency/Instruments | 1,568,343.00 | 435,055.00 | 2,003,398.00 |
| U.S. Government | 3,980,000.00 | 1,410,000.00 | 5,390,000.00 |
| Totals (000's): | 7,591,654.62 | 2,736,071.72 | 10,327,726.34 |



- CP-DISC-US-ACT/360-ZERO-Z - Par
- REPURCHASE AGREEMENT (TRI-PART - Par
- FHLB-GOVT-ACT/360-Z - Par
- GOVT-US-ACT/360-ZERO-Z - Par
- FFCB-GOVT-US-30/360-AT-MAT - Par
- STAR OHIO-STAR PLUS(REINV DVD) - Par
- COMMERCIAL PAPER - OPEN TERM - Par
- MONEY MARKET NOW - SWEEP ACCT - Par
- MONEY MARKET FUND - CASH ACCT - Par
- STAR OHIO - CASH ACCT - Par
- GOVT-US-ACT/ACT-FXD-S - Par
- MONEY MARKET NOW ACCT - Par
- CORP-US-ACT/360-FLT-Q - Par
- CORP-US-30/360-FXD-S - Par
- FHLB-GOVT-US-30/360-STEP-Q - Par
- FHLB-GOVT-US-30/360-STEP-S - Par
- FHLMC-GOVT-US-30/360-STEP-Q - Par
- FNMA-GOVT-US-30/360-STEP-S - Par
- FNMA-GOVT-US-30/360-STEP-Q - Par
- FHLMC-GOVT-US-30/360-STEP-S - Par
- FHLMC-GOVT-US-30/360-FXD-S - Par
- TVA-US-30/360-FXD-S - Par
- FHLB-GOVT-US-30/360-FXD-S - Par
- FNMA-GOVT-US-30/360-FXD-S - Par
- FFCB-GOVT-US-30/360-FXD-S - Par
- ISRAEL-ACT/365-FLT-S - Par
- ISRAEL-ACT/365-FXD-S - Par
- SPRJ-RE-ENERGIZE INT @ 6 MONTH - Par
- SPRJ-RE-ENERGIZE INT @ MATURIT - Par
- SPRJ-LINKED DEPOSIT-SM BUS - Par
- SPRJ-GROWNOW INT @ MATURITY - Par
- SPRJ-ECO-LINK - Par
- SPRJ-BIDOHIO - Par
- SPRJ-AGLINK TERM LOAN - Par
- SPRJ-AGLINK FIXED LINE OF CRED - Par

CALL/MATURITY
DISTRIBUTION



Run Date: 3/1/2018 12:42:15 PM

Investments Outstanding As Of Date: 2/28/2018

INVENTORY BY MATURITY REPORT

| CUSIP | Investment # | Fund | Issuer | Purchase Date | Current Book | Current Rate | Maturity Date | Current Par | YTM | Days to Maturity |
|-----------|--------------|------|----------------------------|---------------|----------------|--------------|---------------|----------------|-------|------------------|
| 10010 | 154433 | 1000 | STAR OHIO 10010 | 05/31/2015 | 398,933,866.19 | 1.517 | 03/01/2018 | 398,933,866.19 | 1.517 | 1 |
| 63942 | 174457 | 1020 | STAR OHIO 63942 | 05/31/2015 | 71,133,117.27 | 1.517 | 03/01/2018 | 71,133,117.27 | 1.517 | 1 |
| 70933 | 182202 | 1010 | STAR OHIO 70933 | 05/31/2015 | 10,743.98 | 1.517 | 03/01/2018 | 10,743.98 | 1.517 | 1 |
| 38141W273 | 184539 | 1000 | GOLDMAN SACHS FIN SQ GOV | 05/31/2015 | 0.00 | 1.262 | 03/01/2018 | 0.00 | 1.262 | 1 |
| NOWSW3006 | 193190 | 1000 | NOW ACCT-SWEEP ACCT-300 | 05/31/2015 | 130,700,112.82 | .350 | 03/01/2018 | 130,700,112.82 | .350 | 1 |
| MMNOW0170 | 207633 | 1020 | KEYBANK - INVESTMENT MAT | 05/31/2015 | 17,276,594.75 | .750 | 03/01/2018 | 17,276,594.75 | .750 | 1 |
| OPNCP8020 | 207943 | 1000 | US BANK - OPEN COMMERCIA | 11/03/2011 | 100,903,965.44 | 1.350 | 03/01/2018 | 100,903,965.44 | 1.350 | 1 |
| 61747C707 | 210062 | 1000 | MORGAN STANLEY LIQ GOVT | 05/31/2015 | 0.00 | 1.273 | 03/01/2018 | 0.00 | 1.273 | 1 |
| 46513AE89 | 213065 | 1010 | ISRAEL BOND | 03/01/2013 | 10,500,000.00 | 2.610 | 03/01/2018 | 10,500,000.00 | 2.610 | 1 |
| 46513AYQ7 | 213067 | 1010 | ISRAEL BOND (FLOATING RAT | 03/01/2013 | 10,500,000.00 | 2.688 | 03/01/2018 | 10,500,000.00 | 2.688 | 1 |
| 825252885 | 213723 | 1000 | INVESCO GOVT & AGENCY PO | 05/31/2015 | 276,896,658.79 | 1.303 | 03/01/2018 | 276,896,658.79 | 1.303 | 1 |
| 52470G791 | 216151 | 1000 | WESTERN ASSET INST GOVT | 05/31/2015 | 2,958,928.40 | 1.299 | 03/01/2018 | 2,958,928.40 | 1.299 | 1 |
| PLUS30026 | 216345 | 1000 | STAR OHIO - 10010 | 05/31/2015 | 50,717,239.73 | 1.022 | 03/01/2018 | 50,717,239.73 | 1.022 | 1 |
| NWDMMKT | 217637 | 1010 | NWD MMKT ACCOUNT - LONG | 05/31/2015 | 142,615,569.95 | 1.540 | 03/01/2018 | 142,615,569.95 | 1.540 | 1 |
| LD1600419 | 225615 | 3050 | SMITH FAMILY FROSTED FOO | 03/01/2016 | 251,560.00 | .150 | 03/01/2018 | 251,560.00 | .150 | 1 |
| CITZMMKT3 | 229092 | 1000 | CITIZENS INTEREST BEARING | 01/09/2017 | 150,594,404.27 | 1.400 | 03/01/2018 | 150,594,404.27 | 1.400 | 1 |
| 912796LN7 | 233560 | 1000 | B 03-01-18 | 08/31/2017 | 49,729,527.78 | .000 | 03/01/2018 | 50,000,000.00 | 1.076 | 1 |
| 912796LN7 | 233561 | 1000 | B 03-01-18 | 08/31/2017 | 49,729,527.78 | .000 | 03/01/2018 | 50,000,000.00 | 1.076 | 1 |
| 912796LN7 | 234663 | 1000 | B 03-01-18 | 12/26/2017 | 49,885,798.61 | .000 | 03/01/2018 | 50,000,000.00 | 1.268 | 1 |
| 912796LN7 | 234664 | 1000 | B 03-01-18 | 12/26/2017 | 49,885,798.61 | .000 | 03/01/2018 | 50,000,000.00 | 1.268 | 1 |
| HR2281817 | 235432 | 1000 | HSBC SECURITIES USA INC | 02/28/2018 | 200,000,000.00 | 1.360 | 03/01/2018 | 200,000,000.00 | 1.360 | 1 |
| 00280PC11 | 235435 | 1000 | ABBYCT 0 03-01-18 | 02/28/2018 | 49,998,097.22 | .000 | 03/01/2018 | 50,000,000.00 | 1.370 | 1 |
| 00280PC11 | 235436 | 1000 | ABBYCT 0 03-01-18 | 02/28/2018 | 49,998,097.22 | .000 | 03/01/2018 | 50,000,000.00 | 1.370 | 1 |
| LD1600427 | 225641 | 3050 | ANESE MASONRY LLC | 03/03/2016 | 65,741.82 | .150 | 03/02/2018 | 65,741.82 | .150 | 2 |
| 3130AAW95 | 229783 | 1000 | FHLB 1 03-02-18 | 03/03/2017 | 25,000,000.00 | 1.000 | 03/02/2018 | 25,000,000.00 | 1.000 | 2 |
| 30231GAL6 | 227172 | 1030 | EXXON MOBIL CORP 1.305 3-0 | 06/30/2016 | 5,849,062.56 | 1.305 | 03/06/2018 | 5,808,000.00 | .881 | 6 |



Run Date: 3/1/2018 12:42:15 PM

Investments Outstanding As Of Date: 2/28/2018

INVENTORY BY MATURITY REPORT

| CUSIP | Investment # | Fund | Issuer | Purchase Date | Current Book | Current Rate | Maturity Date | Current Par | YTM | Days to Maturity |
|-----------|--------------|------|---------------------------|---------------|---------------|--------------|---------------|---------------|-------|------------------|
| 084664CE9 | 227582 | 1030 | BERKSHIRE HATHAW 1.450 3- | 08/04/2016 | 2,561,673.27 | 1.450 | 03/07/2018 | 2,539,000.00 | .884 | 7 |
| LD18B0132 | 233602 | 3000 | BID OHIO | 09/06/2017 | 2,000,000.00 | 1.150 | 03/07/2018 | 2,000,000.00 | 1.150 | 7 |
| LD18B0140 | 233603 | 3000 | BID OHIO | 09/06/2017 | 2,500,000.00 | 1.150 | 03/07/2018 | 2,500,000.00 | 1.150 | 7 |
| LD18B0157 | 233604 | 3000 | BID OHIO | 09/06/2017 | 1,000,000.00 | 1.150 | 03/07/2018 | 1,000,000.00 | 1.150 | 7 |
| LD18B0165 | 233612 | 3000 | BID OHIO | 09/07/2017 | 1,000,000.00 | 1.150 | 03/07/2018 | 1,000,000.00 | 1.150 | 7 |
| EC1602225 | 225667 | 3030 | AUSTIN MEHL | 03/08/2016 | 15,000.00 | .150 | 03/08/2018 | 15,000.00 | .150 | 8 |
| 912796NU9 | 234657 | 1000 | B 03-08-18 | 12/26/2017 | 49,872,000.00 | .000 | 03/08/2018 | 50,000,000.00 | 1.283 | 8 |
| 912796NU9 | 234658 | 1000 | B 03-08-18 | 12/26/2017 | 49,872,000.00 | .000 | 03/08/2018 | 50,000,000.00 | 1.283 | 8 |
| 912796NU9 | 234702 | 1000 | B 03-08-18 | 12/29/2017 | 49,878,291.66 | .000 | 03/08/2018 | 50,000,000.00 | 1.273 | 8 |
| 912796NU9 | 234703 | 1000 | B 03-08-18 | 12/29/2017 | 49,878,291.67 | .000 | 03/08/2018 | 50,000,000.00 | 1.273 | 8 |
| 313378A43 | 222208 | 1010 | FHLB DEBENTURE | 04/27/2015 | 10,118,170.00 | 1.375 | 03/09/2018 | 10,000,000.00 | .956 | 9 |
| 02665WAT8 | 228145 | 1030 | AMERICAN HONDA F 1.500 3- | 09/30/2016 | 7,553,700.00 | 1.500 | 03/13/2018 | 7,500,000.00 | 1.002 | 13 |
| EC1602233 | 225718 | 3030 | VILAS DESHPANDE | 03/14/2016 | 250,000.00 | .150 | 03/14/2018 | 250,000.00 | .150 | 14 |
| LD1600435 | 225775 | 3050 | VON SOSSAN CONTRACTING I | 03/15/2016 | 400,000.00 | .150 | 03/14/2018 | 400,000.00 | .150 | 14 |
| 912796NW5 | 234707 | 1000 | B 03-15-18 | 01/02/2018 | 49,871,000.00 | .000 | 03/15/2018 | 50,000,000.00 | 1.293 | 15 |
| 912796NW5 | 234708 | 1000 | B 03-15-18 | 01/02/2018 | 49,871,000.00 | .000 | 03/15/2018 | 50,000,000.00 | 1.293 | 15 |
| 912796NW5 | 234717 | 1000 | B 03-15-18 | 01/03/2018 | 49,872,298.61 | .000 | 03/15/2018 | 50,000,000.00 | 1.298 | 15 |
| 912796NW5 | 234718 | 1000 | B 03-15-18 | 01/03/2018 | 49,872,298.61 | .000 | 03/15/2018 | 50,000,000.00 | 1.298 | 15 |
| LD1600443 | 225801 | 3050 | BENEFACTORS COUNSEL LLC | 03/17/2016 | 80,000.00 | .150 | 03/16/2018 | 80,000.00 | .150 | 16 |
| 313385UH7 | 234723 | 1000 | FHDN 0 03-16-18 | 01/03/2018 | 49,866,000.00 | .000 | 03/16/2018 | 50,000,000.00 | 1.344 | 16 |
| EC1602241 | 225819 | 3030 | MICHELLE SAVOTI | 03/21/2016 | 64,890.00 | .150 | 03/21/2018 | 64,890.00 | .150 | 21 |
| EC1602258 | 225820 | 3030 | JEFFERY FREMONT | 03/21/2016 | 140,329.75 | .150 | 03/21/2018 | 140,329.75 | .150 | 21 |
| EC1602266 | 225821 | 3030 | JEFFREY & LISA JAMES | 03/21/2016 | 55,460.00 | .150 | 03/21/2018 | 55,460.00 | .150 | 21 |
| EC1602274 | 225822 | 3030 | KENNEH BARTH | 03/21/2016 | 25,575.00 | .150 | 03/21/2018 | 25,575.00 | .150 | 21 |
| EC1602282 | 225823 | 3030 | DENNIS POLING | 03/21/2016 | 32,850.00 | .150 | 03/21/2018 | 32,850.00 | .150 | 21 |
| EC1602290 | 225824 | 3030 | GREGORY & AUDREY PRINZBA | 03/21/2016 | 250,000.00 | .150 | 03/21/2018 | 250,000.00 | .150 | 21 |
| LD18B0330 | 234625 | 3000 | BID OHIO | 12/20/2017 | 1,500,000.00 | 1.400 | 03/21/2018 | 1,500,000.00 | 1.400 | 21 |
| LD18B0348 | 234626 | 3000 | BID OHIO | 12/20/2017 | 3,000,000.00 | 1.400 | 03/21/2018 | 3,000,000.00 | 1.400 | 21 |
| 912796NX3 | 234631 | 1000 | B 03-22-18 | 12/21/2017 | 49,829,375.00 | .000 | 03/22/2018 | 50,000,000.00 | 1.355 | 22 |
| 912796NX3 | 234701 | 1000 | B 03-22-18 | 12/29/2017 | 49,848,409.72 | .000 | 03/22/2018 | 50,000,000.00 | 1.319 | 22 |
| 912796NX3 | 234719 | 1000 | B 03-22-18 | 01/03/2018 | 49,854,833.33 | .000 | 03/22/2018 | 50,000,000.00 | 1.344 | 22 |
| 912796NX3 | 234720 | 1000 | B 03-22-18 | 01/03/2018 | 49,854,833.34 | .000 | 03/22/2018 | 50,000,000.00 | 1.344 | 22 |
| LD1600450 | 225888 | 3050 | MAHONING VALLEY TOOL & M | 03/29/2016 | 199,200.00 | .150 | 03/29/2018 | 199,200.00 | .150 | 29 |



Run Date: 3/1/2018 12:42:15 PM

Investments Outstanding As Of Date: 2/28/2018

INVENTORY BY MATURITY REPORT

| CUSIP | Investment # | Fund | Issuer | Purchase Date | Current Book | Current Rate | Maturity Date | Current Par | YTM | Days to Maturity |
|-----------|--------------|------|----------------------------|---------------|---------------|--------------|---------------|---------------|-------|------------------|
| 912796LS6 | 234656 | 1000 | WIB 03-29-18 | 12/28/2017 | 49,820,844.00 | .000 | 03/29/2018 | 50,000,000.00 | 1.423 | 29 |
| 912796LS6 | 234695 | 1000 | B 0 03-29-18 | 12/28/2017 | 24,912,159.72 | .000 | 03/29/2018 | 25,000,000.00 | 1.395 | 29 |
| 912796LS6 | 234749 | 1000 | B 03-29-18 | 01/04/2018 | 49,842,791.67 | .000 | 03/29/2018 | 50,000,000.00 | 1.352 | 29 |
| 912796LS6 | 234765 | 1000 | B 0 03-29-18 | 01/05/2018 | 49,844,259.72 | .000 | 03/29/2018 | 50,000,000.00 | 1.355 | 29 |
| 912796LS6 | 234766 | 1000 | B 0 03-29-18 | 01/05/2018 | 24,922,129.86 | .000 | 03/29/2018 | 25,000,000.00 | 1.355 | 29 |
| LD1600468 | 225895 | 3050 | MIKE BAUMANN PLUMBING IN | 03/30/2016 | 29,288.61 | .150 | 03/30/2018 | 29,288.61 | .150 | 30 |
| LD1600476 | 225896 | 3050 | KESSEN VETERINARY CLINIC I | 03/30/2016 | 375,720.23 | .150 | 03/30/2018 | 375,720.23 | .150 | 30 |
| 912828Q45 | 227156 | 1020 | US TREASURY NOTE .875 3-31 | 06/28/2016 | 20,106,250.00 | .875 | 03/31/2018 | 20,000,000.00 | .571 | 31 |
| 880591EC2 | 224506 | 1010 | TVA DEBENTURE | 10/21/2015 | 16,302,900.00 | 4.500 | 04/01/2018 | 15,000,000.00 | .899 | 32 |
| 191216BA7 | 227581 | 1030 | COCA COLA COMPAN 1.150 4- | 08/04/2016 | 5,027,650.00 | 1.150 | 04/01/2018 | 5,000,000.00 | .813 | 32 |
| LD18B0207 | 233898 | 3000 | BID OHIO | 10/04/2017 | 3,000,000.00 | 1.125 | 04/04/2018 | 3,000,000.00 | 1.125 | 35 |
| 912796NY1 | 234753 | 1000 | B 0 04-05-18 | 01/04/2018 | 49,826,847.22 | .000 | 04/05/2018 | 50,000,000.00 | 1.375 | 36 |
| 912796NY1 | 234754 | 1000 | B 0 04-05-18 | 01/04/2018 | 49,826,847.22 | .000 | 04/05/2018 | 50,000,000.00 | 1.375 | 36 |
| 912796NY1 | 234767 | 1000 | B 04-05-18 | 01/05/2018 | 49,828,750.00 | .000 | 04/05/2018 | 50,000,000.00 | 1.375 | 36 |
| 912796NY1 | 234768 | 1000 | B 04-05-18 | 01/05/2018 | 49,828,750.00 | .000 | 04/05/2018 | 50,000,000.00 | 1.375 | 36 |
| 912796NY1 | 234769 | 1000 | B 04-05-18 | 01/05/2018 | 49,828,750.00 | .000 | 04/05/2018 | 50,000,000.00 | 1.375 | 36 |
| EC1602308 | 225959 | 3030 | RONALD PYCRAFT | 04/06/2016 | 20,000.00 | .150 | 04/06/2018 | 20,000.00 | .150 | 37 |
| EC1602324 | 225990 | 3030 | ANGELA HALE | 04/11/2016 | 147,185.00 | .150 | 04/11/2018 | 147,185.00 | .150 | 42 |
| EC1602332 | 225991 | 3030 | MARSHA MEREDITH | 04/11/2016 | 40,255.00 | .150 | 04/11/2018 | 40,255.00 | .150 | 42 |
| EC1602340 | 225992 | 3030 | MICHAEL MCSWIGGIN | 04/11/2016 | 70,545.00 | .150 | 04/11/2018 | 70,545.00 | .150 | 42 |
| EC1602357 | 225993 | 3030 | SEAN STEFFANNI | 04/11/2016 | 36,560.00 | .150 | 04/11/2018 | 36,560.00 | .150 | 42 |
| EC1602365 | 225994 | 3030 | ALLISON & SEAN MITCHELL | 04/11/2016 | 50,470.00 | .150 | 04/11/2018 | 50,470.00 | .150 | 42 |
| EC1602373 | 225995 | 3030 | LAWRENCE & JOAN SALTIS | 04/11/2016 | 250,000.00 | .150 | 04/11/2018 | 250,000.00 | .150 | 42 |
| 931142DF7 | 228030 | 1030 | WAL-MART STORES 1.125 4-1 | 09/19/2016 | 10,035,100.00 | 1.125 | 04/11/2018 | 10,000,000.00 | .893 | 42 |
| AG1700024 | 230407 | 3010 | MICHAEL FRANTZ | 04/20/2017 | 15,000.00 | .750 | 04/12/2018 | 15,000.00 | .750 | 43 |
| AG1700032 | 230408 | 3010 | BRIDENBAUGH FAMILY HERTI | 04/20/2017 | 25,000.00 | .750 | 04/12/2018 | 25,000.00 | .750 | 43 |
| AG1700040 | 230409 | 3010 | JAMES WILLIAMS III | 04/20/2017 | 30,000.00 | .750 | 04/12/2018 | 30,000.00 | .750 | 43 |
| AG1700057 | 230410 | 3010 | LYNN COLLERT | 04/20/2017 | 40,000.00 | .750 | 04/12/2018 | 40,000.00 | .750 | 43 |
| AG1700065 | 230411 | 3010 | JEFF MAY | 04/20/2017 | 47,500.00 | .750 | 04/12/2018 | 47,500.00 | .750 | 43 |
| AG1700073 | 230412 | 3010 | EDWARD BRICKNER | 04/20/2017 | 65,000.00 | .750 | 04/12/2018 | 65,000.00 | .750 | 43 |
| AG1700081 | 230413 | 3010 | C. MARK HERSHBERGER | 04/20/2017 | 80,000.00 | .750 | 04/12/2018 | 80,000.00 | .750 | 43 |
| AG1700099 | 230414 | 3010 | ACHESON FARMS | 04/20/2017 | 84,000.00 | .750 | 04/12/2018 | 84,000.00 | .750 | 43 |
| AG1700644 | 230415 | 3010 | ALLAN LUCAS | 04/20/2017 | 35,000.00 | .750 | 04/12/2018 | 35,000.00 | .750 | 43 |



Run Date: 3/1/2018 12:42:15 PM

Investments Outstanding As Of Date: 2/28/2018

INVENTORY BY MATURITY REPORT

| CUSIP | Investment # | Fund | Issuer | Purchase Date | Current Book | Current Rate | Maturity Date | Current Par | YTM | Days to Maturity |
|-----------|--------------|------|--------------------------|---------------|--------------|--------------|---------------|-------------|------|------------------|
| AG1700107 | 230416 | 3010 | JERRY FRANTZ | 04/20/2017 | 100,000.00 | .750 | 04/12/2018 | 100,000.00 | .750 | 43 |
| AG1700115 | 230417 | 3010 | JOHN GAZAREK | 04/20/2017 | 120,000.00 | .750 | 04/12/2018 | 120,000.00 | .750 | 43 |
| AG1700123 | 230418 | 3010 | ROBERT L. RIEMAN | 04/20/2017 | 120,000.00 | .750 | 04/12/2018 | 120,000.00 | .750 | 43 |
| AG1700131 | 230419 | 3010 | RICHARD BIXEL | 04/20/2017 | 140,000.00 | .750 | 04/12/2018 | 140,000.00 | .750 | 43 |
| AG1700149 | 230420 | 3010 | MICHAEL BASINGER | 04/20/2017 | 150,000.00 | .750 | 04/12/2018 | 150,000.00 | .750 | 43 |
| AG1700156 | 230421 | 3010 | NEAL HARRIS | 04/20/2017 | 150,000.00 | .750 | 04/12/2018 | 150,000.00 | .750 | 43 |
| AG1700164 | 230422 | 3010 | WADE MOSER | 04/20/2017 | 150,000.00 | .750 | 04/12/2018 | 150,000.00 | .750 | 43 |
| AG1700172 | 230424 | 3010 | ROBERT ZIMMERMAN | 04/20/2017 | 150,000.00 | .750 | 04/12/2018 | 150,000.00 | .750 | 43 |
| AG1700180 | 230425 | 3010 | DEAN BIXEL | 04/20/2017 | 150,000.00 | .750 | 04/12/2018 | 150,000.00 | .750 | 43 |
| AG1700198 | 230426 | 3010 | G & R FARMS FLP | 04/20/2017 | 150,000.00 | .750 | 04/12/2018 | 150,000.00 | .750 | 43 |
| AG1700206 | 230427 | 3010 | MEYER RIVERVIEW FARMS IN | 04/20/2017 | 150,000.00 | .750 | 04/12/2018 | 150,000.00 | .750 | 43 |
| AG1700214 | 230428 | 3010 | POTATO CREEK FARMS INC | 04/20/2017 | 150,000.00 | .750 | 04/12/2018 | 150,000.00 | .750 | 43 |
| AG1700222 | 230429 | 3010 | SCHUMACHER & BASINGER LL | 04/20/2017 | 150,000.00 | .750 | 04/12/2018 | 150,000.00 | .750 | 43 |
| AG1700230 | 230430 | 3010 | TNT FARMS LLC | 04/20/2017 | 150,000.00 | .750 | 04/12/2018 | 150,000.00 | .750 | 43 |
| AG1700248 | 230431 | 3010 | WILLIAMS FARMS LLC | 04/20/2017 | 150,000.00 | .750 | 04/12/2018 | 150,000.00 | .750 | 43 |
| AG1700461 | 230432 | 3010 | TROYER CUSTOM FARMING | 04/20/2017 | 100,000.00 | .750 | 04/12/2018 | 100,000.00 | .750 | 43 |
| AG1700479 | 230433 | 3010 | ROGER GERSCHUTZ | 04/20/2017 | 150,000.00 | .750 | 04/12/2018 | 150,000.00 | .750 | 43 |
| AG1700487 | 230434 | 3010 | PAHL FARMS LLC | 04/20/2017 | 150,000.00 | .750 | 04/12/2018 | 150,000.00 | .750 | 43 |
| AG1700495 | 230435 | 3010 | RANDAL ROSEBROCK | 04/20/2017 | 150,000.00 | .750 | 04/12/2018 | 150,000.00 | .750 | 43 |
| AG1700503 | 230436 | 3010 | DAKS INVESTMENTS INC | 04/20/2017 | 150,000.00 | .750 | 04/12/2018 | 150,000.00 | .750 | 43 |
| AG1700511 | 230437 | 3010 | CUSTOM AG INNOVATIONS | 04/20/2017 | 150,000.00 | .750 | 04/12/2018 | 150,000.00 | .750 | 43 |
| AG1700529 | 230438 | 3010 | SAND RIDGE FARM LLC | 04/20/2017 | 80,000.00 | .750 | 04/12/2018 | 80,000.00 | .750 | 43 |
| AG1700537 | 230439 | 3010 | ROBERT NONEMAN | 04/20/2017 | 150,000.00 | .750 | 04/12/2018 | 150,000.00 | .750 | 43 |
| AG1700545 | 230440 | 3010 | MVH CUSTOM WORK LLC | 04/20/2017 | 75,000.00 | .750 | 04/12/2018 | 75,000.00 | .750 | 43 |
| AG1700552 | 230441 | 3010 | WINEGARDNER BROTHERS LL | 04/20/2017 | 150,000.00 | .750 | 04/12/2018 | 150,000.00 | .750 | 43 |
| AG1700560 | 230442 | 3010 | CHARLES SMITH | 04/20/2017 | 150,000.00 | .750 | 04/12/2018 | 150,000.00 | .750 | 43 |
| AG1700578 | 230443 | 3010 | RANDY POHLMAN | 04/20/2017 | 150,000.00 | .750 | 04/12/2018 | 150,000.00 | .750 | 43 |
| AG1700586 | 230444 | 3010 | NORBERT EBBESKOTTE | 04/20/2017 | 40,000.00 | .750 | 04/12/2018 | 40,000.00 | .750 | 43 |
| AG1700594 | 230445 | 3010 | DORVIN BEAR | 04/20/2017 | 150,000.00 | .750 | 04/12/2018 | 150,000.00 | .750 | 43 |
| AG1700602 | 230446 | 3010 | DAVID WEHRI | 04/20/2017 | 40,000.00 | .750 | 04/12/2018 | 40,000.00 | .750 | 43 |
| AG1700610 | 230447 | 3010 | DAVID NOGGLE | 04/20/2017 | 70,000.00 | .750 | 04/12/2018 | 70,000.00 | .750 | 43 |
| AG1700628 | 230448 | 3010 | TODD MASON | 04/20/2017 | 50,000.00 | .750 | 04/12/2018 | 50,000.00 | .750 | 43 |
| AG1700636 | 230449 | 3010 | JEFFERY HAYS | 04/20/2017 | 85,000.00 | .750 | 04/12/2018 | 85,000.00 | .750 | 43 |



Run Date: 3/1/2018 12:42:15 PM

Investments Outstanding As Of Date: 2/28/2018

INVENTORY BY MATURITY REPORT

| CUSIP | Investment # | Fund | Issuer | Purchase Date | Current Book | Current Rate | Maturity Date | Current Par | YTM | Days to Maturity |
|-----------|--------------|------|--------------------------|---------------|--------------|--------------|---------------|-------------|------|------------------|
| AG1700651 | 230450 | 3010 | DAVID YOUNGPETER | 04/20/2017 | 150,000.00 | .750 | 04/12/2018 | 150,000.00 | .750 | 43 |
| AG1700669 | 230451 | 3010 | MARVIN THOMPSON | 04/20/2017 | 100,000.00 | .750 | 04/12/2018 | 100,000.00 | .750 | 43 |
| AG1700990 | 230461 | 3010 | AARON NICHOLS | 04/20/2017 | 5,000.00 | .750 | 04/12/2018 | 5,000.00 | .750 | 43 |
| AG1701055 | 230462 | 3010 | KAHLE FARMS | 04/20/2017 | 75,000.00 | .750 | 04/12/2018 | 75,000.00 | .750 | 43 |
| AG1701022 | 230466 | 3010 | ROBERT ERNEST | 04/20/2017 | 100,000.00 | .750 | 04/12/2018 | 100,000.00 | .750 | 43 |
| AG1700677 | 230467 | 3010 | WENNINGER FARMS LLC | 04/20/2017 | 150,000.00 | .750 | 04/12/2018 | 150,000.00 | .750 | 43 |
| AG1700685 | 230468 | 3010 | BRADY FAMILY PARTNERSHIP | 04/20/2017 | 150,000.00 | .750 | 04/12/2018 | 150,000.00 | .750 | 43 |
| AG1700693 | 230469 | 3010 | GLEN MCCLURE | 04/20/2017 | 150,000.00 | .750 | 04/12/2018 | 150,000.00 | .750 | 43 |
| AG1700701 | 230470 | 3010 | JEFFERY KLINGLER | 04/20/2017 | 95,000.00 | .750 | 04/12/2018 | 95,000.00 | .750 | 43 |
| AG1701048 | 230471 | 3010 | D&K BURKHOLDER FARMS | 04/20/2017 | 100,000.00 | .750 | 04/12/2018 | 100,000.00 | .750 | 43 |
| AG1700719 | 230472 | 3010 | HUTCHINSON BROTHERS | 04/20/2017 | 25,000.00 | .750 | 04/12/2018 | 25,000.00 | .750 | 43 |
| AG1700727 | 230473 | 3010 | JAMES BLUCK | 04/20/2017 | 150,000.00 | .750 | 04/12/2018 | 150,000.00 | .750 | 43 |
| AG1700735 | 230474 | 3010 | N MILLER | 04/20/2017 | 100,000.00 | .750 | 04/12/2018 | 100,000.00 | .750 | 43 |
| AG1700933 | 230475 | 3010 | LARRY LUDWIG | 04/20/2017 | 110,000.00 | .750 | 04/12/2018 | 110,000.00 | .750 | 43 |
| AG1700743 | 230476 | 3010 | RICK MILLER | 04/20/2017 | 95,000.00 | .750 | 04/12/2018 | 95,000.00 | .750 | 43 |
| AG1700750 | 230477 | 3010 | ROBERT E NIESE FARMS | 04/20/2017 | 75,000.00 | .750 | 04/12/2018 | 75,000.00 | .750 | 43 |
| AG1700925 | 230478 | 3010 | HEFNER FARMS | 04/20/2017 | 120,000.00 | .750 | 04/12/2018 | 120,000.00 | .750 | 43 |
| AG1700966 | 230479 | 3010 | EDWARD GOLLIDAY | 04/20/2017 | 120,000.00 | .750 | 04/12/2018 | 120,000.00 | .750 | 43 |
| AG1701014 | 230480 | 3010 | R RETTIG | 04/20/2017 | 120,000.00 | .750 | 04/12/2018 | 120,000.00 | .750 | 43 |
| AG1700768 | 230481 | 3010 | C&S BIXEL FARMS | 04/20/2017 | 150,000.00 | .750 | 04/12/2018 | 150,000.00 | .750 | 43 |
| AG1700883 | 230482 | 3010 | JIM MCCLURE | 04/20/2017 | 150,000.00 | .750 | 04/12/2018 | 150,000.00 | .750 | 43 |
| AG1700891 | 230483 | 3010 | DAN J WAGNER FARMS LLC | 04/20/2017 | 150,000.00 | .750 | 04/12/2018 | 150,000.00 | .750 | 43 |
| AG1700347 | 230484 | 3010 | CHRISTOPHER MAXWELL | 04/20/2017 | 30,000.00 | .750 | 04/12/2018 | 30,000.00 | .750 | 43 |
| AG1700776 | 230485 | 3010 | RANDALL BUNN | 04/20/2017 | 150,000.00 | .750 | 04/12/2018 | 150,000.00 | .750 | 43 |
| AG1700909 | 230486 | 3010 | DELONG FARMS | 04/20/2017 | 150,000.00 | .750 | 04/12/2018 | 150,000.00 | .750 | 43 |
| AG1700784 | 230487 | 3010 | KAHLE BROS FARMS | 04/20/2017 | 150,000.00 | .750 | 04/12/2018 | 150,000.00 | .750 | 43 |
| AG1700453 | 230488 | 3010 | GARY ORDWAY | 04/20/2017 | 30,000.00 | .750 | 04/12/2018 | 30,000.00 | .750 | 43 |
| AG1700792 | 230489 | 3010 | KAHLE CATTLE | 04/20/2017 | 150,000.00 | .750 | 04/12/2018 | 150,000.00 | .750 | 43 |
| AG1700917 | 230490 | 3010 | DON LIMES FARMS | 04/20/2017 | 150,000.00 | .750 | 04/12/2018 | 150,000.00 | .750 | 43 |
| AG1700800 | 230491 | 3010 | MICHAEL J. STECHSCHULTE | 04/20/2017 | 150,000.00 | .750 | 04/12/2018 | 150,000.00 | .750 | 43 |
| AG1700818 | 230492 | 3010 | R MONTGOMERY | 04/20/2017 | 100,000.00 | .750 | 04/12/2018 | 100,000.00 | .750 | 43 |
| AG1700941 | 230493 | 3010 | HEATH FARMS | 04/20/2017 | 150,000.00 | .750 | 04/12/2018 | 150,000.00 | .750 | 43 |
| AG1700321 | 230494 | 3010 | STEVEN TROYER | 04/20/2017 | 35,000.00 | .750 | 04/12/2018 | 35,000.00 | .750 | 43 |



Run Date: 3/1/2018 12:42:15 PM

Investments Outstanding As Of Date: 2/28/2018

INVENTORY BY MATURITY REPORT

| CUSIP | Investment # | Fund | Issuer | Purchase Date | Current Book | Current Rate | Maturity Date | Current Par | YTM | Days to Maturity |
|-----------|--------------|------|----------------------------|---------------|--------------|--------------|---------------|-------------|------|------------------|
| AG1700826 | 230495 | 3010 | D WARREN | 04/20/2017 | 150,000.00 | .750 | 04/12/2018 | 150,000.00 | .750 | 43 |
| AG1700834 | 230496 | 3010 | M BRYAN | 04/20/2017 | 120,000.00 | .750 | 04/12/2018 | 120,000.00 | .750 | 43 |
| AG1700958 | 230497 | 3010 | JAMES FARMS | 04/20/2017 | 150,000.00 | .750 | 04/12/2018 | 150,000.00 | .750 | 43 |
| AG1700842 | 230498 | 3010 | S KILL | 04/20/2017 | 150,000.00 | .750 | 04/12/2018 | 150,000.00 | .750 | 43 |
| AG1700974 | 230499 | 3010 | C. DAVID AND JANA D. CAUDI | 04/20/2017 | 150,000.00 | .750 | 04/12/2018 | 150,000.00 | .750 | 43 |
| AG1700859 | 230500 | 3010 | K FISHER | 04/20/2017 | 150,000.00 | .750 | 04/12/2018 | 150,000.00 | .750 | 43 |
| AG1700263 | 230501 | 3010 | TED LYMANSTALL | 04/20/2017 | 50,000.00 | .750 | 04/12/2018 | 50,000.00 | .750 | 43 |
| AG1700867 | 230502 | 3010 | JAMES J AND DEAN G SCHROE | 04/20/2017 | 85,000.00 | .750 | 04/12/2018 | 85,000.00 | .750 | 43 |
| AG1700982 | 230503 | 3010 | JEFFREY L. TURNER | 04/20/2017 | 150,000.00 | .750 | 04/12/2018 | 150,000.00 | .750 | 43 |
| AG1700875 | 230504 | 3010 | SSB FARMS LLC | 04/20/2017 | 90,000.00 | .750 | 04/12/2018 | 90,000.00 | .750 | 43 |
| AG1701006 | 230505 | 3010 | BRIAN WELLY | 04/20/2017 | 150,000.00 | .750 | 04/12/2018 | 150,000.00 | .750 | 43 |
| AG1700297 | 230506 | 3010 | LYNN FITZWATER | 04/20/2017 | 60,000.00 | .750 | 04/12/2018 | 60,000.00 | .750 | 43 |
| AG1701030 | 230507 | 3010 | BALLINGER FARMS | 04/20/2017 | 150,000.00 | .750 | 04/12/2018 | 150,000.00 | .750 | 43 |
| AG1701063 | 230508 | 3010 | TODD WYSS | 04/20/2017 | 150,000.00 | .750 | 04/12/2018 | 150,000.00 | .750 | 43 |
| AG1700438 | 230509 | 3010 | MARK WILKERSON | 04/20/2017 | 75,000.00 | .750 | 04/12/2018 | 75,000.00 | .750 | 43 |
| AG1701071 | 230510 | 3010 | BELLINGER FARMS | 04/20/2017 | 150,000.00 | .750 | 04/12/2018 | 150,000.00 | .750 | 43 |
| AG1700255 | 230511 | 3010 | PHILIP WAGNER | 04/20/2017 | 100,000.00 | .750 | 04/12/2018 | 100,000.00 | .750 | 43 |
| AG1700339 | 230512 | 3010 | R. MARK LYMANSTALL | 04/20/2017 | 125,000.00 | .750 | 04/12/2018 | 125,000.00 | .750 | 43 |
| AG1700370 | 230513 | 3010 | CHARLES BADEN | 04/20/2017 | 125,000.00 | .750 | 04/12/2018 | 125,000.00 | .750 | 43 |
| AG1700271 | 230514 | 3010 | TROYER FAMILY FARMS | 04/20/2017 | 150,000.00 | .750 | 04/12/2018 | 150,000.00 | .750 | 43 |
| AG1700305 | 230516 | 3010 | RICHARD YODER | 04/20/2017 | 150,000.00 | .750 | 04/12/2018 | 150,000.00 | .750 | 43 |
| AG1700313 | 230517 | 3010 | ROBERT SCHICK | 04/20/2017 | 150,000.00 | .750 | 04/12/2018 | 150,000.00 | .750 | 43 |
| AG1700354 | 230518 | 3010 | PHILIP YODER | 04/20/2017 | 150,000.00 | .750 | 04/12/2018 | 150,000.00 | .750 | 43 |
| AG1700362 | 230519 | 3010 | JEFFREY PETER | 04/20/2017 | 150,000.00 | .750 | 04/12/2018 | 150,000.00 | .750 | 43 |
| AG1700388 | 230520 | 3010 | TODD FARMS & EXCAVATING | 04/20/2017 | 150,000.00 | .750 | 04/12/2018 | 150,000.00 | .750 | 43 |
| AG1700396 | 230521 | 3010 | A&C EQUIPMENT LLC | 04/20/2017 | 150,000.00 | .750 | 04/12/2018 | 150,000.00 | .750 | 43 |
| AG1700404 | 230522 | 3010 | PAUL ADAM REVOCABLE LIVIN | 04/20/2017 | 150,000.00 | .750 | 04/12/2018 | 150,000.00 | .750 | 43 |
| AG1700412 | 230523 | 3010 | HOMIER FARMS INC | 04/20/2017 | 150,000.00 | .750 | 04/12/2018 | 150,000.00 | .750 | 43 |
| AG1700420 | 230524 | 3010 | GREGORY TROYER | 04/20/2017 | 150,000.00 | .750 | 04/12/2018 | 150,000.00 | .750 | 43 |
| AG1701477 | 230525 | 3010 | JOHN GROSS | 04/20/2017 | 20,000.00 | .750 | 04/12/2018 | 20,000.00 | .750 | 43 |
| AG1700446 | 230526 | 3010 | JERRY LISKA | 04/20/2017 | 150,000.00 | .750 | 04/12/2018 | 150,000.00 | .750 | 43 |
| AG1701485 | 230527 | 3010 | STEPHEN BETTINGER | 04/20/2017 | 35,095.00 | .750 | 04/12/2018 | 35,095.00 | .750 | 43 |
| AG1701493 | 230528 | 3010 | WB FARMS INC. | 04/20/2017 | 40,000.00 | .750 | 04/12/2018 | 40,000.00 | .750 | 43 |



Run Date: 3/1/2018 12:42:15 PM

Investments Outstanding As Of Date: 2/28/2018

INVENTORY BY MATURITY REPORT

| CUSIP | Investment # | Fund | Issuer | Purchase Date | Current Book | Current Rate | Maturity Date | Current Par | YTM | Days to Maturity |
|-----------|--------------|------|--------------------------|---------------|--------------|--------------|---------------|-------------|------|------------------|
| AG1701089 | 230531 | 3010 | SCOTT SHARP | 04/20/2017 | 15,250.00 | .750 | 04/12/2018 | 15,250.00 | .750 | 43 |
| AG1701097 | 230532 | 3010 | SCOTT RIFFEL | 04/20/2017 | 17,250.00 | .750 | 04/12/2018 | 17,250.00 | .750 | 43 |
| AG1701105 | 230533 | 3010 | BRADLEE BOWERS | 04/20/2017 | 30,250.00 | .750 | 04/12/2018 | 30,250.00 | .750 | 43 |
| AG1701113 | 230534 | 3010 | GARRY SCHOOLEY | 04/20/2017 | 31,250.00 | .750 | 04/12/2018 | 31,250.00 | .750 | 43 |
| AG1701121 | 230535 | 3010 | DONALD BETHEL | 04/20/2017 | 35,250.00 | .750 | 04/12/2018 | 35,250.00 | .750 | 43 |
| AG1701139 | 230536 | 3010 | RICHARD BOWERS | 04/20/2017 | 40,250.00 | .750 | 04/12/2018 | 40,250.00 | .750 | 43 |
| AG1701501 | 230537 | 3010 | RON & JOE LUMBREZER FARM | 04/20/2017 | 40,500.00 | .750 | 04/12/2018 | 40,500.00 | .750 | 43 |
| AG1701147 | 230538 | 3010 | RONALD WRIGHT | 04/20/2017 | 45,250.00 | .750 | 04/12/2018 | 45,250.00 | .750 | 43 |
| AG1701519 | 230539 | 3010 | JAN SHULL | 04/20/2017 | 50,000.00 | .750 | 04/12/2018 | 50,000.00 | .750 | 43 |
| AG1701527 | 230540 | 3010 | BRENT STUDENKA | 04/20/2017 | 50,500.00 | .750 | 04/12/2018 | 50,500.00 | .750 | 43 |
| AG1701154 | 230541 | 3010 | RICHARD LAMP | 04/20/2017 | 60,250.00 | .750 | 04/12/2018 | 60,250.00 | .750 | 43 |
| AG1701535 | 230542 | 3010 | LARRY VANDENBUSCHE | 04/20/2017 | 80,000.00 | .750 | 04/12/2018 | 80,000.00 | .750 | 43 |
| AG1701543 | 230543 | 3010 | M & P EISEL FARMS LLC | 04/20/2017 | 92,000.00 | .750 | 04/12/2018 | 92,000.00 | .750 | 43 |
| AG1701162 | 230544 | 3010 | RODNEY BOWERS | 04/20/2017 | 60,250.00 | .750 | 04/12/2018 | 60,250.00 | .750 | 43 |
| AG1701550 | 230545 | 3010 | RICHARD PATEK | 04/20/2017 | 100,000.00 | .750 | 04/12/2018 | 100,000.00 | .750 | 43 |
| AG1701568 | 230546 | 3010 | JACK PATEK | 04/20/2017 | 100,000.00 | .750 | 04/12/2018 | 100,000.00 | .750 | 43 |
| AG1701170 | 230547 | 3010 | RYAN FOSTER | 04/20/2017 | 75,250.00 | .750 | 04/12/2018 | 75,250.00 | .750 | 43 |
| AG1701576 | 230548 | 3010 | SIMON BROTHERS | 04/20/2017 | 100,000.00 | .750 | 04/12/2018 | 100,000.00 | .750 | 43 |
| AG1701584 | 230549 | 3010 | DONALD BUCKENMEYER | 04/20/2017 | 100,000.00 | .750 | 04/12/2018 | 100,000.00 | .750 | 43 |
| AG1701592 | 230550 | 3010 | SCOTT GILLEN | 04/20/2017 | 100,000.00 | .750 | 04/12/2018 | 100,000.00 | .750 | 43 |
| AG1701188 | 230551 | 3010 | MARK ROSS | 04/20/2017 | 75,278.00 | .750 | 04/12/2018 | 75,278.00 | .750 | 43 |
| AG1701600 | 230552 | 3010 | WILLIAM J. BUCKENMEYER | 04/20/2017 | 135,000.00 | .750 | 04/12/2018 | 135,000.00 | .750 | 43 |
| AG1701618 | 230553 | 3010 | HUSKINS FARMS | 04/20/2017 | 150,000.00 | .750 | 04/12/2018 | 150,000.00 | .750 | 43 |
| AG1701626 | 230554 | 3010 | JEFFREY TRUCKOR | 04/20/2017 | 150,000.00 | .750 | 04/12/2018 | 150,000.00 | .750 | 43 |
| AG1701196 | 230555 | 3010 | CATTAIL FARMS INC | 04/20/2017 | 100,350.00 | .750 | 04/12/2018 | 100,350.00 | .750 | 43 |
| AG1701634 | 230556 | 3010 | SZABO FARMS LLC | 04/20/2017 | 150,000.00 | .750 | 04/12/2018 | 150,000.00 | .750 | 43 |
| AG1701642 | 230557 | 3010 | SCOTT CONRAD | 04/20/2017 | 150,000.00 | .750 | 04/12/2018 | 150,000.00 | .750 | 43 |
| AG1701659 | 230558 | 3010 | KEITH TRUCKOR | 04/20/2017 | 150,000.00 | .750 | 04/12/2018 | 150,000.00 | .750 | 43 |
| AG1701204 | 230559 | 3010 | ROBERT MCCLURE | 04/20/2017 | 100,350.00 | .750 | 04/12/2018 | 100,350.00 | .750 | 43 |
| AG1701212 | 230560 | 3010 | J DUSTIN HINES | 04/20/2017 | 100,350.00 | .750 | 04/12/2018 | 100,350.00 | .750 | 43 |
| AG1701220 | 230561 | 3010 | DAVID CLAYPOOL | 04/20/2017 | 100,350.00 | .750 | 04/12/2018 | 100,350.00 | .750 | 43 |
| AG1701238 | 230562 | 3010 | STALDER&STALDER ENTERPRI | 04/20/2017 | 110,350.00 | .750 | 04/12/2018 | 110,350.00 | .750 | 43 |
| AG1701246 | 230563 | 3010 | BRIAN NEELEY | 04/20/2017 | 120,350.00 | .750 | 04/12/2018 | 120,350.00 | .750 | 43 |



Run Date: 3/1/2018 12:42:15 PM

Investments Outstanding As Of Date: 2/28/2018

INVENTORY BY MATURITY REPORT

| CUSIP | Investment # | Fund | Issuer | Purchase Date | Current Book | Current Rate | Maturity Date | Current Par | YTM | Days to Maturity |
|-----------|--------------|------|---------------------------|---------------|--------------|--------------|---------------|-------------|------|------------------|
| AG1701253 | 230564 | 3010 | JOHN HINTZ | 04/20/2017 | 140,250.00 | .750 | 04/12/2018 | 140,250.00 | .750 | 43 |
| AG1701261 | 230565 | 3010 | DAVID BRANDT | 04/20/2017 | 145,350.00 | .750 | 04/12/2018 | 145,350.00 | .750 | 43 |
| AG1701279 | 230566 | 3010 | LAMP FAMILY FARMS INC | 04/20/2017 | 150,000.00 | .750 | 04/12/2018 | 150,000.00 | .750 | 43 |
| AG1701667 | 230567 | 3010 | DANNY L. CRAIG | 04/21/2017 | 25,000.00 | .750 | 04/12/2018 | 25,000.00 | .750 | 43 |
| AG1701675 | 230568 | 3010 | JEREMY GILDOW | 04/21/2017 | 35,000.00 | .750 | 04/12/2018 | 35,000.00 | .750 | 43 |
| AG1701683 | 230569 | 3010 | MARK WOLFE | 04/21/2017 | 40,000.00 | .750 | 04/12/2018 | 40,000.00 | .750 | 43 |
| AG1701691 | 230570 | 3010 | NOAH KEMP | 04/21/2017 | 50,000.00 | .750 | 04/12/2018 | 50,000.00 | .750 | 43 |
| AG1701709 | 230571 | 3010 | JAMES WATKINS | 04/21/2017 | 100,000.00 | .750 | 04/12/2018 | 100,000.00 | .750 | 43 |
| AG1701717 | 230572 | 3010 | KEMP & SONS FARMS LLC | 04/21/2017 | 150,000.00 | .750 | 04/12/2018 | 150,000.00 | .750 | 43 |
| AG1701725 | 230573 | 3010 | KYLE HOSTETLER | 04/21/2017 | 70,000.00 | .750 | 04/12/2018 | 70,000.00 | .750 | 43 |
| AG1701733 | 230574 | 3010 | KRAMER HOMESTEAD INC. | 04/21/2017 | 90,000.00 | .750 | 04/12/2018 | 90,000.00 | .750 | 43 |
| AG1701741 | 230575 | 3010 | MICHAEL R. OMAN | 04/21/2017 | 90,000.00 | .750 | 04/12/2018 | 90,000.00 | .750 | 43 |
| AG1701287 | 230576 | 3010 | WALNUT CREEK SEEDS LLC | 04/20/2017 | 150,000.00 | .750 | 04/12/2018 | 150,000.00 | .750 | 43 |
| AG1701758 | 230577 | 3010 | BROCK YUTZY | 04/21/2017 | 90,000.00 | .750 | 04/12/2018 | 90,000.00 | .750 | 43 |
| AG1701295 | 230578 | 3010 | STRICKLER FAMILY FARMS LL | 04/20/2017 | 150,000.00 | .750 | 04/12/2018 | 150,000.00 | .750 | 43 |
| AG1701766 | 230579 | 3010 | JON GINGERICH | 04/21/2017 | 90,000.00 | .750 | 04/12/2018 | 90,000.00 | .750 | 43 |
| AG1701774 | 230580 | 3010 | RAYMOND KUHNS | 04/21/2017 | 100,000.00 | .750 | 04/12/2018 | 100,000.00 | .750 | 43 |
| AG1701303 | 230581 | 3010 | JASON CLAYPOOL | 04/20/2017 | 150,000.00 | .750 | 04/12/2018 | 150,000.00 | .750 | 43 |
| AG1701782 | 230582 | 3010 | LOCIN FARM LLC | 04/21/2017 | 100,000.00 | .750 | 04/12/2018 | 100,000.00 | .750 | 43 |
| AG1701311 | 230583 | 3010 | TIMOTHY CLAYPOOL | 04/20/2017 | 150,000.00 | .750 | 04/12/2018 | 150,000.00 | .750 | 43 |
| AG1701790 | 230584 | 3010 | JOHN KAUFFMAN JR. | 04/21/2017 | 150,000.00 | .750 | 04/12/2018 | 150,000.00 | .750 | 43 |
| AG1701865 | 230585 | 3010 | H&J FARMS LLC | 04/21/2017 | 150,000.00 | .750 | 04/12/2018 | 150,000.00 | .750 | 43 |
| AG1701329 | 230586 | 3010 | GEARHART FARMS LLC | 04/20/2017 | 25,000.00 | .750 | 04/12/2018 | 25,000.00 | .750 | 43 |
| AG1701808 | 230587 | 3010 | JEFFERY L. ROBINSON | 04/21/2017 | 150,000.00 | .750 | 04/12/2018 | 150,000.00 | .750 | 43 |
| AG1701816 | 230588 | 3010 | ROGER STRALEY | 04/21/2017 | 150,000.00 | .750 | 04/12/2018 | 150,000.00 | .750 | 43 |
| AG1701873 | 230589 | 3010 | HOSTETLER FAMILY FARMS LL | 04/21/2017 | 150,000.00 | .750 | 04/12/2018 | 150,000.00 | .750 | 43 |
| AG1701337 | 230590 | 3010 | CLINTON BEAVERS | 04/20/2017 | 25,000.00 | .750 | 04/12/2018 | 25,000.00 | .750 | 43 |
| AG1701824 | 230591 | 3010 | JAMES A. GRAY | 04/21/2017 | 150,000.00 | .750 | 04/12/2018 | 150,000.00 | .750 | 43 |
| AG1701832 | 230592 | 3010 | NAVE-FIELD FARMS LLC | 04/21/2017 | 150,000.00 | .750 | 04/12/2018 | 150,000.00 | .750 | 43 |
| AG1701345 | 230593 | 3010 | MARK SCARPITTI | 04/20/2017 | 30,000.00 | .750 | 04/12/2018 | 30,000.00 | .750 | 43 |
| AG1701881 | 230594 | 3010 | JJ WALTON FARMS LLC | 04/21/2017 | 150,000.00 | .750 | 04/12/2018 | 150,000.00 | .750 | 43 |
| AG1701840 | 230595 | 3010 | ROBERT C. MITCHELL | 04/21/2017 | 150,000.00 | .750 | 04/12/2018 | 150,000.00 | .750 | 43 |
| AG1701899 | 230596 | 3010 | MARLIN YUTZY | 04/21/2017 | 150,000.00 | .750 | 04/12/2018 | 150,000.00 | .750 | 43 |



Run Date: 3/1/2018 12:42:15 PM

Investments Outstanding As Of Date: 2/28/2018

INVENTORY BY MATURITY REPORT

| CUSIP | Investment # | Fund | Issuer | Purchase Date | Current Book | Current Rate | Maturity Date | Current Par | YTM | Days to Maturity |
|-----------|--------------|------|---------------------------|---------------|--------------|--------------|---------------|-------------|------|------------------|
| AG1701352 | 230597 | 3010 | FLAT-MAPLE FARM | 04/20/2017 | 35,000.00 | .750 | 04/12/2018 | 35,000.00 | .750 | 43 |
| AG1701857 | 230598 | 3010 | KYLE YUTZY | 04/21/2017 | 150,000.00 | .750 | 04/12/2018 | 150,000.00 | .750 | 43 |
| AG1701360 | 230599 | 3010 | ARROW CREEK FARM | 04/20/2017 | 40,000.00 | .750 | 04/12/2018 | 40,000.00 | .750 | 43 |
| AG1701378 | 230600 | 3010 | GDR FARMS LLC | 04/20/2017 | 50,000.00 | .750 | 04/12/2018 | 50,000.00 | .750 | 43 |
| AG1701386 | 230601 | 3010 | PAUL D BROWN | 04/20/2017 | 80,000.00 | .750 | 04/12/2018 | 80,000.00 | .750 | 43 |
| AG1701907 | 230602 | 3010 | BRAD MATTIX | 04/21/2017 | 150,000.00 | .750 | 04/12/2018 | 150,000.00 | .750 | 43 |
| AG1701394 | 230603 | 3010 | CLIFTON FAMILY FARM PARTN | 04/20/2017 | 150,000.00 | .750 | 04/12/2018 | 150,000.00 | .750 | 43 |
| AG1701915 | 230604 | 3010 | GUY GREEN | 04/21/2017 | 150,000.00 | .750 | 04/12/2018 | 150,000.00 | .750 | 43 |
| AG1701402 | 230605 | 3010 | GRAVES BROTHERS | 04/20/2017 | 150,000.00 | .750 | 04/12/2018 | 150,000.00 | .750 | 43 |
| AG1701923 | 230606 | 3010 | MICHAEL SULLIVAN | 04/21/2017 | 15,000.00 | .750 | 04/12/2018 | 15,000.00 | .750 | 43 |
| AG1701410 | 230607 | 3010 | MARK LITTLE | 04/20/2017 | 150,000.00 | .750 | 04/12/2018 | 150,000.00 | .750 | 43 |
| AG1701931 | 230608 | 3010 | NATHANIEL PRICE | 04/21/2017 | 25,000.00 | .750 | 04/12/2018 | 25,000.00 | .750 | 43 |
| AG1701428 | 230609 | 3010 | METZGER BROTHERS | 04/20/2017 | 150,000.00 | .750 | 04/12/2018 | 150,000.00 | .750 | 43 |
| AG1701949 | 230610 | 3010 | COREY HALL | 04/21/2017 | 60,000.00 | .750 | 04/12/2018 | 60,000.00 | .750 | 43 |
| AG1701436 | 230611 | 3010 | JOHN D CAUDILL | 04/20/2017 | 150,000.00 | .750 | 04/12/2018 | 150,000.00 | .750 | 43 |
| AG1701956 | 230612 | 3010 | JEFFREY WALL | 04/21/2017 | 105,000.00 | .750 | 04/12/2018 | 105,000.00 | .750 | 43 |
| AG1701444 | 230613 | 3010 | WILLIAM R CAUDILL | 04/20/2017 | 150,000.00 | .750 | 04/12/2018 | 150,000.00 | .750 | 43 |
| AG1701964 | 230614 | 3010 | TIMOTHY LYDEN | 04/21/2017 | 115,000.00 | .750 | 04/12/2018 | 115,000.00 | .750 | 43 |
| AG1701451 | 230615 | 3010 | SEAN MCKEE | 04/20/2017 | 150,000.00 | .750 | 04/12/2018 | 150,000.00 | .750 | 43 |
| AG1701972 | 230616 | 3010 | JAMES MONROE | 04/21/2017 | 123,000.00 | .750 | 04/12/2018 | 123,000.00 | .750 | 43 |
| AG1701469 | 230617 | 3010 | TIMOTHY S KNISLEY | 04/20/2017 | 150,000.00 | .750 | 04/12/2018 | 150,000.00 | .750 | 43 |
| AG1701980 | 230618 | 3010 | JAMES JEREW | 04/21/2017 | 148,000.00 | .750 | 04/12/2018 | 148,000.00 | .750 | 43 |
| AG1701998 | 230619 | 3010 | SUNNY LANE FARM | 04/21/2017 | 150,000.00 | .750 | 04/12/2018 | 150,000.00 | .750 | 43 |
| AG1702004 | 230620 | 3010 | D & S FARMS | 04/21/2017 | 150,000.00 | .750 | 04/12/2018 | 150,000.00 | .750 | 43 |
| AG1702558 | 230632 | 3010 | JOEL WISH | 04/20/2017 | 25,000.00 | .750 | 04/12/2018 | 25,000.00 | .750 | 43 |
| AG1702566 | 230633 | 3010 | MICHAEL MAXSON | 04/20/2017 | 40,000.00 | .750 | 04/12/2018 | 40,000.00 | .750 | 43 |
| AG1702574 | 230634 | 3010 | DANIEL MAXSON | 04/20/2017 | 40,000.00 | .750 | 04/12/2018 | 40,000.00 | .750 | 43 |
| AG1702582 | 230635 | 3010 | JONATHAN HILDEBRAND | 04/20/2017 | 40,000.00 | .750 | 04/12/2018 | 40,000.00 | .750 | 43 |
| AG1702590 | 230636 | 3010 | WINDY KNOLL FARM | 04/20/2017 | 50,000.00 | .750 | 04/12/2018 | 50,000.00 | .750 | 43 |
| AG1702608 | 230637 | 3010 | LARRY TIMMONS JR. | 04/20/2017 | 50,000.00 | .750 | 04/12/2018 | 50,000.00 | .750 | 43 |
| AG1702616 | 230638 | 3010 | JONATHAN DAVID KING | 04/20/2017 | 60,000.00 | .750 | 04/12/2018 | 60,000.00 | .750 | 43 |
| AG1702624 | 230639 | 3010 | JASON RYAN | 04/20/2017 | 65,000.00 | .750 | 04/12/2018 | 65,000.00 | .750 | 43 |
| AG1702632 | 230641 | 3010 | MARY LU SWARTZ | 04/20/2017 | 75,000.00 | .750 | 04/12/2018 | 75,000.00 | .750 | 43 |



Run Date: 3/1/2018 12:42:15 PM

Investments Outstanding As Of Date: 2/28/2018

INVENTORY BY MATURITY REPORT

| CUSIP | Investment # | Fund | Issuer | Purchase Date | Current Book | Current Rate | Maturity Date | Current Par | YTM | Days to Maturity |
|-----------|--------------|------|--------------------------|---------------|--------------|--------------|---------------|-------------|------|------------------|
| AG1702640 | 230644 | 3010 | ROBERT LEEDS | 04/20/2017 | 80,000.00 | .750 | 04/12/2018 | 80,000.00 | .750 | 43 |
| AG1702657 | 230645 | 3010 | DALE MAXSON | 04/20/2017 | 100,000.00 | .750 | 04/12/2018 | 100,000.00 | .750 | 43 |
| AG1702665 | 230646 | 3010 | JANET GENTIS TRUST | 04/20/2017 | 100,000.00 | .750 | 04/12/2018 | 100,000.00 | .750 | 43 |
| AG1702673 | 230647 | 3010 | JASON TIMMONS | 04/20/2017 | 100,000.00 | .750 | 04/12/2018 | 100,000.00 | .750 | 43 |
| AG1702681 | 230648 | 3010 | DARRELL RAMSEY | 04/20/2017 | 100,000.00 | .750 | 04/12/2018 | 100,000.00 | .750 | 43 |
| AG1702699 | 230649 | 3010 | LEE FARMS | 04/20/2017 | 100,000.00 | .750 | 04/12/2018 | 100,000.00 | .750 | 43 |
| AG1702707 | 230650 | 3010 | RICKY HAAG | 04/20/2017 | 100,000.00 | .750 | 04/12/2018 | 100,000.00 | .750 | 43 |
| AG1702715 | 230651 | 3010 | LUCAS HAWKINS | 04/20/2017 | 115,000.00 | .750 | 04/12/2018 | 115,000.00 | .750 | 43 |
| AG1702723 | 230652 | 3010 | C. KEITH HAWKINS | 04/20/2017 | 115,000.00 | .750 | 04/12/2018 | 115,000.00 | .750 | 43 |
| AG1702798 | 230653 | 3010 | BRUNGARTH FAMILY FARMS L | 04/20/2017 | 150,000.00 | .750 | 04/12/2018 | 150,000.00 | .750 | 43 |
| AG1702806 | 230654 | 3010 | BRUCE ROBERTS | 04/20/2017 | 150,000.00 | .750 | 04/12/2018 | 150,000.00 | .750 | 43 |
| AG1702814 | 230655 | 3010 | JEREMY RENNER | 04/20/2017 | 150,000.00 | .750 | 04/12/2018 | 150,000.00 | .750 | 43 |
| AG1702822 | 230656 | 3010 | KEITH ROBERTS | 04/20/2017 | 150,000.00 | .750 | 04/12/2018 | 150,000.00 | .750 | 43 |
| AG1702830 | 230657 | 3010 | STEWART FARMS LLC | 04/20/2017 | 150,000.00 | .750 | 04/12/2018 | 150,000.00 | .750 | 43 |
| AG1702848 | 230658 | 3010 | PHELPS FARM LLC | 04/20/2017 | 150,000.00 | .750 | 04/12/2018 | 150,000.00 | .750 | 43 |
| AG1702855 | 230659 | 3010 | KENNETH OSBORN | 04/20/2017 | 150,000.00 | .750 | 04/12/2018 | 150,000.00 | .750 | 43 |
| AG1702863 | 230660 | 3010 | JAMES AND LARRY TIMMONS | 04/20/2017 | 150,000.00 | .750 | 04/12/2018 | 150,000.00 | .750 | 43 |
| AG1702871 | 230661 | 3010 | LILL FARMS INC. | 04/20/2017 | 150,000.00 | .750 | 04/12/2018 | 150,000.00 | .750 | 43 |
| AG1702889 | 230662 | 3010 | LOUIS MEYER | 04/20/2017 | 150,000.00 | .750 | 04/12/2018 | 150,000.00 | .750 | 43 |
| AG1702897 | 230663 | 3010 | RIDDLE BROTHERS | 04/20/2017 | 50,000.00 | .750 | 04/12/2018 | 50,000.00 | .750 | 43 |
| AG1702905 | 230664 | 3010 | WILLIAM JURICH | 04/20/2017 | 80,000.00 | .750 | 04/12/2018 | 80,000.00 | .750 | 43 |
| AG1702913 | 230665 | 3010 | JOHN COOK II | 04/20/2017 | 100,000.00 | .750 | 04/12/2018 | 100,000.00 | .750 | 43 |
| AG1702921 | 230666 | 3010 | H. RICHARD WOLFE | 04/20/2017 | 100,000.00 | .750 | 04/12/2018 | 100,000.00 | .750 | 43 |
| AG1702731 | 230667 | 3010 | JOSHUA BLAZIER | 04/20/2017 | 150,000.00 | .750 | 04/12/2018 | 150,000.00 | .750 | 43 |
| AG1702939 | 230668 | 3010 | TERRY E WRIGHT | 04/20/2017 | 150,000.00 | .750 | 04/12/2018 | 150,000.00 | .750 | 43 |
| AG1702749 | 230669 | 3010 | DALE SIEBOLD | 04/20/2017 | 150,000.00 | .750 | 04/12/2018 | 150,000.00 | .750 | 43 |
| AG1702947 | 230670 | 3010 | JAMES HAGLER | 04/20/2017 | 150,000.00 | .750 | 04/12/2018 | 150,000.00 | .750 | 43 |
| AG1702756 | 230671 | 3010 | BRIAN CALL | 04/20/2017 | 150,000.00 | .750 | 04/12/2018 | 150,000.00 | .750 | 43 |
| AG1702954 | 230672 | 3010 | PENDLETON FARMS | 04/20/2017 | 150,000.00 | .750 | 04/12/2018 | 150,000.00 | .750 | 43 |
| AG1702764 | 230673 | 3010 | WISHWELL FARMS | 04/20/2017 | 150,000.00 | .750 | 04/12/2018 | 150,000.00 | .750 | 43 |
| AG1702962 | 230674 | 3010 | RATLIFF FARMS | 04/20/2017 | 150,000.00 | .750 | 04/12/2018 | 150,000.00 | .750 | 43 |
| AG1702772 | 230675 | 3010 | CHRIS VALLERY | 04/20/2017 | 150,000.00 | .750 | 04/12/2018 | 150,000.00 | .750 | 43 |
| AG1702970 | 230676 | 3010 | NEAL NOBLE | 04/20/2017 | 150,000.00 | .750 | 04/12/2018 | 150,000.00 | .750 | 43 |



Run Date: 3/1/2018 12:42:15 PM

Investments Outstanding As Of Date: 2/28/2018

INVENTORY BY MATURITY REPORT

| CUSIP | Investment # | Fund | Issuer | Purchase Date | Current Book | Current Rate | Maturity Date | Current Par | YTM | Days to Maturity |
|-----------|--------------|------|---------------------------|---------------|--------------|--------------|---------------|-------------|------|------------------|
| AG1702988 | 230677 | 3010 | ZURMEHLY FARMS | 04/20/2017 | 150,000.00 | .750 | 04/12/2018 | 150,000.00 | .750 | 43 |
| AG1702780 | 230678 | 3010 | DANNY STEWART | 04/20/2017 | 150,000.00 | .750 | 04/12/2018 | 150,000.00 | .750 | 43 |
| AG1702996 | 230679 | 3010 | JOHN KINZER JR. | 04/20/2017 | 150,000.00 | .750 | 04/12/2018 | 150,000.00 | .750 | 43 |
| AG1703002 | 230680 | 3010 | GABRIEL M WEAVER | 04/20/2017 | 150,000.00 | .750 | 04/12/2018 | 150,000.00 | .750 | 43 |
| AG1703010 | 230681 | 3010 | THOMPSON CREEK FARMS LLC | 04/20/2017 | 150,000.00 | .750 | 04/12/2018 | 150,000.00 | .750 | 43 |
| AG1703028 | 230682 | 3010 | LAMAR RATLIFF FARMS LLC | 04/20/2017 | 150,000.00 | .750 | 04/12/2018 | 150,000.00 | .750 | 43 |
| AG1703036 | 230683 | 3010 | BONHAM FARMS LLC | 04/20/2017 | 150,000.00 | .750 | 04/12/2018 | 150,000.00 | .750 | 43 |
| AG1703044 | 230684 | 3010 | JEFFREY THOMPSON | 04/20/2017 | 150,000.00 | .750 | 04/12/2018 | 150,000.00 | .750 | 43 |
| AG1703051 | 230685 | 3010 | MICHAEL LANMAN | 04/20/2017 | 150,000.00 | .750 | 04/12/2018 | 150,000.00 | .750 | 43 |
| AG1703069 | 230686 | 3010 | JOHN WEAVER | 04/20/2017 | 150,000.00 | .750 | 04/12/2018 | 150,000.00 | .750 | 43 |
| AG1703077 | 230687 | 3010 | LAWRENCE HAGLER | 04/20/2017 | 150,000.00 | .750 | 04/12/2018 | 150,000.00 | .750 | 43 |
| AG1703085 | 230688 | 3010 | ANDERSON FARMS A GENERA | 04/20/2017 | 150,000.00 | .750 | 04/12/2018 | 150,000.00 | .750 | 43 |
| AG1703093 | 230689 | 3010 | JOHN PERSINGER | 04/20/2017 | 150,000.00 | .750 | 04/12/2018 | 150,000.00 | .750 | 43 |
| AG1703101 | 230690 | 3010 | JAMES K MINSHALL | 04/20/2017 | 55,000.00 | .750 | 04/12/2018 | 55,000.00 | .750 | 43 |
| AG1703119 | 230691 | 3010 | RYAN SKINNER | 04/20/2017 | 20,000.00 | .750 | 04/12/2018 | 20,000.00 | .750 | 43 |
| AG1703127 | 230692 | 3010 | MICHAEL EDGINGTON | 04/20/2017 | 20,000.00 | .750 | 04/12/2018 | 20,000.00 | .750 | 43 |
| AG1703135 | 230693 | 3010 | MARY HADDOX | 04/20/2017 | 20,250.00 | .750 | 04/12/2018 | 20,250.00 | .750 | 43 |
| AG1703143 | 230694 | 3010 | JAMES WINTER | 04/20/2017 | 25,000.00 | .750 | 04/12/2018 | 25,000.00 | .750 | 43 |
| AG1703150 | 230695 | 3010 | PAUL RHOADS | 04/20/2017 | 28,250.00 | .750 | 04/12/2018 | 28,250.00 | .750 | 43 |
| AG1703168 | 230696 | 3010 | KEVIN BEAVERS | 04/20/2017 | 30,000.00 | .750 | 04/12/2018 | 30,000.00 | .750 | 43 |
| AG1703176 | 230697 | 3010 | JUSTIN LEIST | 04/20/2017 | 30,000.00 | .750 | 04/12/2018 | 30,000.00 | .750 | 43 |
| AG1703184 | 230698 | 3010 | CHRISTOPHER DAVIS | 04/20/2017 | 33,000.00 | .750 | 04/12/2018 | 33,000.00 | .750 | 43 |
| AG1703192 | 230699 | 3010 | GARY DAVIS | 04/20/2017 | 35,200.00 | .750 | 04/12/2018 | 35,200.00 | .750 | 43 |
| AG1703200 | 230700 | 3010 | BRIAN HELSER | 04/20/2017 | 40,250.00 | .750 | 04/12/2018 | 40,250.00 | .750 | 43 |
| AG1703218 | 230701 | 3010 | MATTHEW WRIGHT | 04/20/2017 | 50,000.00 | .750 | 04/12/2018 | 50,000.00 | .750 | 43 |
| AG1703226 | 230702 | 3010 | DAVID R WIGET | 04/20/2017 | 50,000.00 | .750 | 04/12/2018 | 50,000.00 | .750 | 43 |
| AG1703234 | 230703 | 3010 | LYLE RICER | 04/20/2017 | 50,000.00 | .750 | 04/12/2018 | 50,000.00 | .750 | 43 |
| AG1703242 | 230704 | 3010 | R STEVE RICKLY | 04/20/2017 | 60,000.00 | .750 | 04/12/2018 | 60,000.00 | .750 | 43 |
| AG1703259 | 230705 | 3010 | ZACK SMITH | 04/20/2017 | 75,000.00 | .750 | 04/12/2018 | 75,000.00 | .750 | 43 |
| AG1703267 | 230706 | 3010 | DALE SMITH | 04/20/2017 | 75,000.00 | .750 | 04/12/2018 | 75,000.00 | .750 | 43 |
| AG1703275 | 230707 | 3010 | RUSSELL FOSTER | 04/20/2017 | 90,350.00 | .750 | 04/12/2018 | 90,350.00 | .750 | 43 |
| AG1703283 | 230708 | 3010 | RUSSELL WISCHMEYER | 04/20/2017 | 100,000.00 | .750 | 04/12/2018 | 100,000.00 | .750 | 43 |
| AG1703317 | 230709 | 3010 | FAIRFIELD CATTLE CO. INC. | 04/20/2017 | 150,000.00 | .750 | 04/12/2018 | 150,000.00 | .750 | 43 |



Run Date: 3/1/2018 12:42:15 PM

Investments Outstanding As Of Date: 2/28/2018

INVENTORY BY MATURITY REPORT

| CUSIP | Investment # | Fund | Issuer | Purchase Date | Current Book | Current Rate | Maturity Date | Current Par | YTM | Days to Maturity |
|-----------|--------------|------|------------------------|---------------|--------------|--------------|---------------|-------------|------|------------------|
| AG1703325 | 230710 | 3010 | JAMES COOKSEY | 04/20/2017 | 150,000.00 | .750 | 04/12/2018 | 150,000.00 | .750 | 43 |
| AG1703291 | 230711 | 3010 | AARON KULL | 04/20/2017 | 110,000.00 | .750 | 04/12/2018 | 110,000.00 | .750 | 43 |
| AG1703333 | 230712 | 3010 | ROBERT MINSHALL | 04/20/2017 | 150,000.00 | .750 | 04/12/2018 | 150,000.00 | .750 | 43 |
| AG1703309 | 230713 | 3010 | CLEARVIEW FARMS INC. | 04/20/2017 | 130,000.00 | .750 | 04/12/2018 | 130,000.00 | .750 | 43 |
| AG1703341 | 230714 | 3010 | JOHN GEARHERT | 04/20/2017 | 150,000.00 | .750 | 04/12/2018 | 150,000.00 | .750 | 43 |
| AG1703358 | 230715 | 3010 | ROWLES ENTERPRISES LTD | 04/20/2017 | 150,000.00 | .750 | 04/12/2018 | 150,000.00 | .750 | 43 |
| AG1703366 | 230716 | 3010 | RADCLIFF VENTURES LLC | 04/20/2017 | 150,000.00 | .750 | 04/12/2018 | 150,000.00 | .750 | 43 |
| AG1703374 | 230717 | 3010 | ROWLES FARMS INC. | 04/20/2017 | 150,000.00 | .750 | 04/12/2018 | 150,000.00 | .750 | 43 |
| AG1703382 | 230718 | 3010 | KYLE HUPP | 04/20/2017 | 150,000.00 | .750 | 04/12/2018 | 150,000.00 | .750 | 43 |
| AG1703390 | 230719 | 3010 | LESTER LEWIS | 04/20/2017 | 150,000.00 | .750 | 04/12/2018 | 150,000.00 | .750 | 43 |
| AG1703408 | 230720 | 3010 | KYLE REICHELDERFER | 04/20/2017 | 150,000.00 | .750 | 04/12/2018 | 150,000.00 | .750 | 43 |
| AG1703416 | 230721 | 3010 | DEVIN WELLER | 04/20/2017 | 150,000.00 | .750 | 04/12/2018 | 150,000.00 | .750 | 43 |
| AG1703424 | 230722 | 3010 | SAMUAL DULAP | 04/20/2017 | 150,000.00 | .750 | 04/12/2018 | 150,000.00 | .750 | 43 |
| AG1703523 | 230723 | 3010 | B & D FARMS | 04/20/2017 | 150,000.00 | .750 | 04/12/2018 | 150,000.00 | .750 | 43 |
| AG1703432 | 230724 | 3010 | GAB HAMMAN FARMS | 04/20/2017 | 150,000.00 | .750 | 04/12/2018 | 150,000.00 | .750 | 43 |
| AG1703531 | 230725 | 3010 | STEVE A GIFFORD | 04/20/2017 | 150,000.00 | .750 | 04/12/2018 | 150,000.00 | .750 | 43 |
| AG1703440 | 230726 | 3010 | JAY H WIPPEL | 04/20/2017 | 150,000.00 | .750 | 04/12/2018 | 150,000.00 | .750 | 43 |
| AG1703457 | 230727 | 3010 | STEVE HINES | 04/20/2017 | 150,000.00 | .750 | 04/12/2018 | 150,000.00 | .750 | 43 |
| AG1703549 | 230728 | 3010 | JOHN FOX | 04/20/2017 | 150,000.00 | .750 | 04/12/2018 | 150,000.00 | .750 | 43 |
| AG1703465 | 230729 | 3010 | WILLIAM A RITTINGER | 04/20/2017 | 150,000.00 | .750 | 04/12/2018 | 150,000.00 | .750 | 43 |
| AG1703473 | 230730 | 3010 | JAMES JEPSEN | 04/20/2017 | 150,000.00 | .750 | 04/12/2018 | 150,000.00 | .750 | 43 |
| AG1703556 | 230731 | 3010 | ORVILLE GIFFORD | 04/20/2017 | 150,000.00 | .750 | 04/12/2018 | 150,000.00 | .750 | 43 |
| AG1703481 | 230732 | 3010 | STRICKLER FARMS LLC | 04/20/2017 | 150,000.00 | .750 | 04/12/2018 | 150,000.00 | .750 | 43 |
| AG1703499 | 230733 | 3010 | ORR FARMS | 04/20/2017 | 150,000.00 | .750 | 04/12/2018 | 150,000.00 | .750 | 43 |
| AG1703564 | 230734 | 3010 | WILBUR SEVER III | 04/20/2017 | 150,000.00 | .750 | 04/12/2018 | 150,000.00 | .750 | 43 |
| AG1703507 | 230735 | 3010 | ROB STILWELL | 04/20/2017 | 150,000.00 | .750 | 04/12/2018 | 150,000.00 | .750 | 43 |
| AG1703572 | 230736 | 3010 | RUFF SEED FARMS INC. | 04/20/2017 | 150,000.00 | .750 | 04/12/2018 | 150,000.00 | .750 | 43 |
| AG1703515 | 230737 | 3010 | CHAD L HOFFMAN | 04/20/2017 | 150,000.00 | .750 | 04/12/2018 | 150,000.00 | .750 | 43 |
| AG1703580 | 230738 | 3010 | DAVID DELONG | 04/20/2017 | 150,000.00 | .750 | 04/12/2018 | 150,000.00 | .750 | 43 |
| AG1703598 | 230739 | 3010 | JASON GREEN | 04/20/2017 | 150,000.00 | .750 | 04/12/2018 | 150,000.00 | .750 | 43 |
| AG1703606 | 230740 | 3010 | J ADAMS FARMS LLC | 04/20/2017 | 150,000.00 | .750 | 04/12/2018 | 150,000.00 | .750 | 43 |
| AG1703739 | 230741 | 3010 | CUPP FARMS | 04/20/2017 | 150,000.00 | .750 | 04/12/2018 | 150,000.00 | .750 | 43 |
| AG1703614 | 230742 | 3010 | KEITH PETERS LLC | 04/20/2017 | 150,000.00 | .750 | 04/12/2018 | 150,000.00 | .750 | 43 |



Run Date: 3/1/2018 12:42:15 PM

Investments Outstanding As Of Date: 2/28/2018

INVENTORY BY MATURITY REPORT

| CUSIP | Investment # | Fund | Issuer | Purchase Date | Current Book | Current Rate | Maturity Date | Current Par | YTM | Days to Maturity |
|-----------|--------------|------|--------------------------|---------------|--------------|--------------|---------------|-------------|------|------------------|
| AG1703747 | 230743 | 3010 | STEVE SUVER | 04/20/2017 | 150,000.00 | .750 | 04/12/2018 | 150,000.00 | .750 | 43 |
| AG1703622 | 230744 | 3010 | J DOUGLAS GIFFORD | 04/20/2017 | 150,000.00 | .750 | 04/12/2018 | 150,000.00 | .750 | 43 |
| AG1703754 | 230745 | 3010 | BRYAN HUPP | 04/20/2017 | 150,000.00 | .750 | 04/12/2018 | 150,000.00 | .750 | 43 |
| AG1703762 | 230746 | 3010 | WYATT WILSON | 04/20/2017 | 150,000.00 | .750 | 04/12/2018 | 150,000.00 | .750 | 43 |
| AG1703630 | 230747 | 3010 | DELBERT NEFF | 04/20/2017 | 150,000.00 | .750 | 04/12/2018 | 150,000.00 | .750 | 43 |
| AG1703770 | 230748 | 3010 | TWO L FARMS INC. | 04/20/2017 | 150,000.00 | .750 | 04/12/2018 | 150,000.00 | .750 | 43 |
| AG1703648 | 230749 | 3010 | CRAZY HORSE ENT. INC. | 04/20/2017 | 150,000.00 | .750 | 04/12/2018 | 150,000.00 | .750 | 43 |
| AG1703788 | 230750 | 3010 | KEVIN ROBERTS | 04/20/2017 | 10,000.00 | .750 | 04/12/2018 | 10,000.00 | .750 | 43 |
| AG1703796 | 230751 | 3010 | BRADY MILLER | 04/20/2017 | 60,000.00 | .750 | 04/12/2018 | 60,000.00 | .750 | 43 |
| AG1703655 | 230752 | 3010 | TRAVIS CUPP | 04/20/2017 | 150,000.00 | .750 | 04/12/2018 | 150,000.00 | .750 | 43 |
| AG1703804 | 230753 | 3010 | MCCRAY FARMS | 04/20/2017 | 150,000.00 | .750 | 04/12/2018 | 150,000.00 | .750 | 43 |
| AG1703663 | 230754 | 3010 | JOHN G WAIDELICH | 04/20/2017 | 150,000.00 | .750 | 04/12/2018 | 150,000.00 | .750 | 43 |
| AG1703812 | 230755 | 3010 | JAMES KUHLEWEIN | 04/20/2017 | 25,000.00 | .750 | 04/12/2018 | 25,000.00 | .750 | 43 |
| AG1703820 | 230756 | 3010 | RYAN MAST | 04/20/2017 | 150,000.00 | .750 | 04/12/2018 | 150,000.00 | .750 | 43 |
| AG1703671 | 230757 | 3010 | BROOKS MCCOY | 04/20/2017 | 150,000.00 | .750 | 04/12/2018 | 150,000.00 | .750 | 43 |
| AG1703838 | 230758 | 3010 | D & D PETERS LLC | 04/20/2017 | 150,000.00 | .750 | 04/12/2018 | 150,000.00 | .750 | 43 |
| AG1703846 | 230759 | 3010 | A & R FARMS OHIO LLC | 04/20/2017 | 150,000.00 | .750 | 04/12/2018 | 150,000.00 | .750 | 43 |
| AG1703689 | 230760 | 3010 | WILLIAM HOSKINSON | 04/20/2017 | 150,000.00 | .750 | 04/12/2018 | 150,000.00 | .750 | 43 |
| AG1703853 | 230761 | 3010 | NEIL DOERSAM | 04/20/2017 | 150,000.00 | .750 | 04/12/2018 | 150,000.00 | .750 | 43 |
| AG1703861 | 230762 | 3010 | RONALD JAHN | 04/20/2017 | 150,000.00 | .750 | 04/12/2018 | 150,000.00 | .750 | 43 |
| AG1703697 | 230763 | 3010 | DRESBACH FARMS INCORPOR | 04/20/2017 | 150,000.00 | .750 | 04/12/2018 | 150,000.00 | .750 | 43 |
| AG1703879 | 230764 | 3010 | THOMAS CONNER | 04/20/2017 | 45,000.00 | .750 | 04/12/2018 | 45,000.00 | .750 | 43 |
| AG1703887 | 230765 | 3010 | JONATHON EVANS | 04/20/2017 | 4,000.00 | .750 | 04/12/2018 | 4,000.00 | .750 | 43 |
| AG1703705 | 230766 | 3010 | DAVID STEELE | 04/20/2017 | 150,000.00 | .750 | 04/12/2018 | 150,000.00 | .750 | 43 |
| AG1703895 | 230767 | 3010 | JOSHUA W ROBERTS | 04/20/2017 | 20,000.00 | .750 | 04/12/2018 | 20,000.00 | .750 | 43 |
| AG1703903 | 230768 | 3010 | MICHAEL MILLER | 04/20/2017 | 25,000.00 | .750 | 04/12/2018 | 25,000.00 | .750 | 43 |
| AG1703713 | 230769 | 3010 | BRYANT AGRICULTURE ENTER | 04/20/2017 | 150,000.00 | .750 | 04/12/2018 | 150,000.00 | .750 | 43 |
| AG1703911 | 230770 | 3010 | DALE ROUSH | 04/20/2017 | 25,000.00 | .750 | 04/12/2018 | 25,000.00 | .750 | 43 |
| AG1703929 | 230771 | 3010 | JASON SHARP | 04/20/2017 | 35,000.00 | .750 | 04/12/2018 | 35,000.00 | .750 | 43 |
| AG1703721 | 230772 | 3010 | ALLEN ETT | 04/20/2017 | 150,000.00 | .750 | 04/12/2018 | 150,000.00 | .750 | 43 |
| AG1703937 | 230773 | 3010 | NATHAN EHMAN | 04/20/2017 | 40,000.00 | .750 | 04/12/2018 | 40,000.00 | .750 | 43 |
| AG1703945 | 230774 | 3010 | MATTHEW ROUSH | 04/20/2017 | 40,000.00 | .750 | 04/12/2018 | 40,000.00 | .750 | 43 |
| AG1703952 | 230775 | 3010 | JACOB SHAFFER | 04/20/2017 | 45,000.00 | .750 | 04/12/2018 | 45,000.00 | .750 | 43 |



Run Date: 3/1/2018 12:42:15 PM

Investments Outstanding As Of Date: 2/28/2018

INVENTORY BY MATURITY REPORT

| CUSIP | Investment # | Fund | Issuer | Purchase Date | Current Book | Current Rate | Maturity Date | Current Par | YTM | Days to Maturity |
|-----------|--------------|------|--------------------------|---------------|--------------|--------------|---------------|-------------|------|------------------|
| AG1703960 | 230776 | 3010 | NEW CENTURY CSA LLC | 04/20/2017 | 55,000.00 | .750 | 04/12/2018 | 55,000.00 | .750 | 43 |
| AG1703978 | 230777 | 3010 | WAYNE PATRICK | 04/20/2017 | 60,000.00 | .750 | 04/12/2018 | 60,000.00 | .750 | 43 |
| AG1703986 | 230778 | 3010 | JOHN STROUS | 04/20/2017 | 64,000.00 | .750 | 04/12/2018 | 64,000.00 | .750 | 43 |
| AG1703994 | 230779 | 3010 | CAROL ROUSH | 04/20/2017 | 75,000.00 | .750 | 04/12/2018 | 75,000.00 | .750 | 43 |
| AG1704000 | 230780 | 3010 | WAYNE ROBERTS | 04/20/2017 | 80,000.00 | .750 | 04/12/2018 | 80,000.00 | .750 | 43 |
| AG1704018 | 230781 | 3010 | JOHN ROBERTS | 04/20/2017 | 90,000.00 | .750 | 04/12/2018 | 90,000.00 | .750 | 43 |
| AG1704026 | 230782 | 3010 | RICHARD MCPHERSON | 04/20/2017 | 150,000.00 | .750 | 04/12/2018 | 150,000.00 | .750 | 43 |
| AG1704034 | 230783 | 3010 | DENNIS ZEIGLER | 04/20/2017 | 150,000.00 | .750 | 04/12/2018 | 150,000.00 | .750 | 43 |
| AG1702236 | 230784 | 3010 | BRUCE SHOLL | 04/21/2017 | 150,000.00 | .750 | 04/12/2018 | 150,000.00 | .750 | 43 |
| AG1704042 | 230785 | 3010 | HASTINGS FARMS GENERAL P | 04/20/2017 | 150,000.00 | .750 | 04/12/2018 | 150,000.00 | .750 | 43 |
| AG1704059 | 230786 | 3010 | LARRY HAY | 04/20/2017 | 150,000.00 | .750 | 04/12/2018 | 150,000.00 | .750 | 43 |
| AG1704067 | 230787 | 3010 | JOHN GIFFORD | 04/20/2017 | 150,000.00 | .750 | 04/12/2018 | 150,000.00 | .750 | 43 |
| AG1704075 | 230788 | 3010 | EWING & SON FARMS LLC | 04/20/2017 | 150,000.00 | .750 | 04/12/2018 | 150,000.00 | .750 | 43 |
| AG1702244 | 230789 | 3010 | STUCKEY BROTHERS CONTRA | 04/21/2017 | 150,000.00 | .750 | 04/12/2018 | 150,000.00 | .750 | 43 |
| AG1702251 | 230790 | 3010 | HAACK FARMS INC | 04/21/2017 | 150,000.00 | .750 | 04/12/2018 | 150,000.00 | .750 | 43 |
| AG1704083 | 230791 | 3010 | RYAN WILSON | 04/20/2017 | 150,000.00 | .750 | 04/12/2018 | 150,000.00 | .750 | 43 |
| AG1704091 | 230792 | 3010 | STEVE RILEY | 04/20/2017 | 150,000.00 | .750 | 04/12/2018 | 150,000.00 | .750 | 43 |
| AG1704109 | 230793 | 3010 | DONALD SHAW JR. | 04/20/2017 | 150,000.00 | .750 | 04/12/2018 | 150,000.00 | .750 | 43 |
| AG1702269 | 230794 | 3010 | DEAN NOFZIGER | 04/21/2017 | 150,000.00 | .750 | 04/12/2018 | 150,000.00 | .750 | 43 |
| AG1704117 | 230795 | 3010 | JOHN HOFFMAN | 04/20/2017 | 150,000.00 | .750 | 04/12/2018 | 150,000.00 | .750 | 43 |
| AG1704125 | 230796 | 3010 | JOHN M. BELL | 04/20/2017 | 150,000.00 | .750 | 04/12/2018 | 150,000.00 | .750 | 43 |
| AG1704133 | 230797 | 3010 | ADAM PETERS | 04/20/2017 | 50,000.00 | .750 | 04/12/2018 | 50,000.00 | .750 | 43 |
| AG1702277 | 230798 | 3010 | JANE LIGHTHILL | 04/21/2017 | 150,000.00 | .750 | 04/12/2018 | 150,000.00 | .750 | 43 |
| AG1704141 | 230799 | 3010 | CHARLES PERRILL | 04/20/2017 | 100,300.00 | .750 | 04/12/2018 | 100,300.00 | .750 | 43 |
| AG1704158 | 230800 | 3010 | BRYAN J CROSIER | 04/20/2017 | 85,000.00 | .750 | 04/12/2018 | 85,000.00 | .750 | 43 |
| AG1702285 | 230801 | 3010 | RICHARD BURK | 04/21/2017 | 150,000.00 | .750 | 04/12/2018 | 150,000.00 | .750 | 43 |
| AG1702293 | 230802 | 3010 | WILLIAM BAUMAN | 04/21/2017 | 150,000.00 | .750 | 04/12/2018 | 150,000.00 | .750 | 43 |
| AG1702301 | 230803 | 3010 | BRADY WOOLACE | 04/21/2017 | 150,000.00 | .750 | 04/12/2018 | 150,000.00 | .750 | 43 |
| AG1702319 | 230804 | 3010 | MICHAEL CARPENTER | 04/21/2017 | 150,000.00 | .750 | 04/12/2018 | 150,000.00 | .750 | 43 |
| AG1702327 | 230805 | 3010 | TED POHLMANN | 04/21/2017 | 150,000.00 | .750 | 04/12/2018 | 150,000.00 | .750 | 43 |
| AG1702335 | 230806 | 3010 | LUCAS NOFZIGER | 04/21/2017 | 150,000.00 | .750 | 04/12/2018 | 150,000.00 | .750 | 43 |
| AG1704398 | 230822 | 3010 | W.W. HUTTINGER | 04/21/2017 | 100,000.00 | .750 | 04/12/2018 | 100,000.00 | .750 | 43 |
| AG1704414 | 230824 | 3010 | TWIN PINE FARMS | 04/21/2017 | 150,000.00 | .750 | 04/12/2018 | 150,000.00 | .750 | 43 |



Run Date: 3/1/2018 12:42:15 PM

Investments Outstanding As Of Date: 2/28/2018

INVENTORY BY MATURITY REPORT

| CUSIP | Investment # | Fund | Issuer | Purchase Date | Current Book | Current Rate | Maturity Date | Current Par | YTM | Days to Maturity |
|-----------|--------------|------|--------------------------|---------------|--------------|--------------|---------------|--------------|-------|------------------|
| 3133EHGF4 | 230825 | 1000 | FFCB ADJUSTABLE RATE BON | 04/20/2017 | 5,000,000.00 | 1.200 | 04/12/2018 | 5,000,000.00 | 1.200 | 43 |
| AG1704422 | 230826 | 3010 | JANET KUHLMAN | 04/20/2017 | 115,000.00 | .750 | 04/12/2018 | 115,000.00 | .750 | 43 |
| AG1704430 | 230827 | 3010 | BARLAGE FARMS | 04/20/2017 | 150,000.00 | .750 | 04/12/2018 | 150,000.00 | .750 | 43 |
| AG1704448 | 230828 | 3010 | KENNETH UNVERFERTH | 04/20/2017 | 150,000.00 | .750 | 04/12/2018 | 150,000.00 | .750 | 43 |
| AG1704455 | 230829 | 3010 | LINCOLN NAFZIGER | 04/20/2017 | 150,000.00 | .750 | 04/12/2018 | 150,000.00 | .750 | 43 |
| AG1704463 | 230830 | 3010 | CURTIS COOLEY | 04/20/2017 | 150,000.00 | .750 | 04/12/2018 | 150,000.00 | .750 | 43 |
| AG1704471 | 230831 | 3010 | JEFFREY BEAVERSON | 04/20/2017 | 100,000.00 | .750 | 04/12/2018 | 100,000.00 | .750 | 43 |
| AG1704489 | 230832 | 3010 | JOHN KURIVIAL | 04/20/2017 | 150,000.00 | .750 | 04/12/2018 | 150,000.00 | .750 | 43 |
| AG1702012 | 230834 | 3010 | LESLIE SMITH | 04/21/2017 | 25,000.00 | .750 | 04/12/2018 | 25,000.00 | .750 | 43 |
| AG1702020 | 230835 | 3010 | RANDALL STUCKEY | 04/21/2017 | 50,000.00 | .750 | 04/12/2018 | 50,000.00 | .750 | 43 |
| AG1702038 | 230836 | 3010 | HAROLD JAMES NAGEL | 04/21/2017 | 60,000.00 | .750 | 04/12/2018 | 60,000.00 | .750 | 43 |
| AG1702046 | 230837 | 3010 | LESLIE SCHAFFNER | 04/21/2017 | 70,000.00 | .750 | 04/12/2018 | 70,000.00 | .750 | 43 |
| AG1702053 | 230838 | 3010 | KENNETH DURHAM | 04/21/2017 | 95,000.00 | .750 | 04/12/2018 | 95,000.00 | .750 | 43 |
| AG1702061 | 230839 | 3010 | KENT LESTER | 04/21/2017 | 100,000.00 | .750 | 04/12/2018 | 100,000.00 | .750 | 43 |
| AG1702079 | 230840 | 3010 | ALAN SCHAFFNER | 04/21/2017 | 100,000.00 | .750 | 04/12/2018 | 100,000.00 | .750 | 43 |
| AG1702087 | 230841 | 3010 | MDMT FARMS LLC | 04/21/2017 | 100,000.00 | .750 | 04/12/2018 | 100,000.00 | .750 | 43 |
| AG1702095 | 230842 | 3010 | RICKY HALL | 04/21/2017 | 100,000.00 | .750 | 04/12/2018 | 100,000.00 | .750 | 43 |
| AG1702103 | 230843 | 3010 | GARY HAMMON | 04/21/2017 | 125,000.00 | .750 | 04/12/2018 | 125,000.00 | .750 | 43 |
| AG1702111 | 230845 | 3010 | MITCHEL SCHAFFNER | 04/21/2017 | 125,000.00 | .750 | 04/12/2018 | 125,000.00 | .750 | 43 |
| AG1702129 | 230847 | 3010 | KEVIN STONG | 04/21/2017 | 130,000.00 | .750 | 04/12/2018 | 130,000.00 | .750 | 43 |
| AG1702137 | 230849 | 3010 | MASON FAMILY FARMS LLC | 04/21/2017 | 150,000.00 | .750 | 04/12/2018 | 150,000.00 | .750 | 43 |
| AG1702145 | 230850 | 3010 | RAY LEPPELMEIER | 04/21/2017 | 150,000.00 | .750 | 04/12/2018 | 150,000.00 | .750 | 43 |
| AG1702152 | 230851 | 3010 | DOUGLAS EISEL | 04/21/2017 | 150,000.00 | .750 | 04/12/2018 | 150,000.00 | .750 | 43 |
| AG1702160 | 230853 | 3010 | JOHN RETHMEL | 04/21/2017 | 150,000.00 | .750 | 04/12/2018 | 150,000.00 | .750 | 43 |
| AG1702178 | 230854 | 3010 | HOLLAND FARMS LLC | 04/21/2017 | 150,000.00 | .750 | 04/12/2018 | 150,000.00 | .750 | 43 |
| AG1702186 | 230855 | 3010 | KEITH JONES | 04/21/2017 | 150,000.00 | .750 | 04/12/2018 | 150,000.00 | .750 | 43 |
| AG1702194 | 230856 | 3010 | JAMES LEATHERMAN | 04/21/2017 | 150,000.00 | .750 | 04/12/2018 | 150,000.00 | .750 | 43 |
| AG1702202 | 230857 | 3010 | JASON MEYERS | 04/21/2017 | 150,000.00 | .750 | 04/12/2018 | 150,000.00 | .750 | 43 |
| AG1702210 | 230858 | 3010 | NEWCOMER FARMS INC. | 04/21/2017 | 150,000.00 | .750 | 04/12/2018 | 150,000.00 | .750 | 43 |
| AG1702228 | 230859 | 3010 | GREGORY NOFZIGER | 04/21/2017 | 150,000.00 | .750 | 04/12/2018 | 150,000.00 | .750 | 43 |
| AG1702343 | 230860 | 3010 | GREGORY OTTO | 04/21/2017 | 150,000.00 | .750 | 04/12/2018 | 150,000.00 | .750 | 43 |
| AG1702350 | 230861 | 3010 | MATTHEW WALTERS | 04/21/2017 | 35,000.00 | .750 | 04/12/2018 | 35,000.00 | .750 | 43 |
| AG1702368 | 230862 | 3010 | BRIAN ANDERSON | 04/21/2017 | 50,000.00 | .750 | 04/12/2018 | 50,000.00 | .750 | 43 |



Run Date: 3/1/2018 12:42:15 PM

Investments Outstanding As Of Date: 2/28/2018

INVENTORY BY MATURITY REPORT

| CUSIP | Investment # | Fund | Issuer | Purchase Date | Current Book | Current Rate | Maturity Date | Current Par | YTM | Days to Maturity |
|-----------|--------------|------|--------------------------|---------------|--------------|--------------|---------------|-------------|------|------------------|
| AG1702376 | 230863 | 3010 | JONATHON LANG | 04/21/2017 | 50,000.00 | .750 | 04/12/2018 | 50,000.00 | .750 | 43 |
| AG1702384 | 230864 | 3010 | CHARLES BRESLER | 04/21/2017 | 100,000.00 | .750 | 04/12/2018 | 100,000.00 | .750 | 43 |
| AG1704166 | 230866 | 3010 | KENNETH SCHROEDER | 04/21/2017 | 150,000.00 | .750 | 04/12/2018 | 150,000.00 | .750 | 43 |
| AG1704174 | 230867 | 3010 | JERRY HOFFMAN | 04/21/2017 | 125,000.00 | .750 | 04/12/2018 | 125,000.00 | .750 | 43 |
| AG1704182 | 230868 | 3010 | RYAN ORDWAY | 04/21/2017 | 60,000.00 | .750 | 04/12/2018 | 60,000.00 | .750 | 43 |
| AG1704190 | 230869 | 3010 | DENNIS STEFFAN | 04/21/2017 | 50,000.00 | .750 | 04/12/2018 | 50,000.00 | .750 | 43 |
| AG1704208 | 230870 | 3010 | TIMOTHY SCHROEDER | 04/21/2017 | 50,000.00 | .750 | 04/12/2018 | 50,000.00 | .750 | 43 |
| AG1704216 | 230871 | 3010 | OSCAR S SCHROEDER | 04/21/2017 | 150,000.00 | .750 | 04/12/2018 | 150,000.00 | .750 | 43 |
| AG1704224 | 230872 | 3010 | HASELMAN BROS. | 04/21/2017 | 150,000.00 | .750 | 04/12/2018 | 150,000.00 | .750 | 43 |
| AG1704232 | 230873 | 3010 | MOENING FARMS LLC | 04/21/2017 | 150,000.00 | .750 | 04/12/2018 | 150,000.00 | .750 | 43 |
| AG1704240 | 230874 | 3010 | MICHAEL BALBAUGH | 04/21/2017 | 150,000.00 | .750 | 04/12/2018 | 150,000.00 | .750 | 43 |
| AG1702400 | 230875 | 3010 | GARY VOLLMAR | 04/21/2017 | 100,000.00 | .750 | 04/12/2018 | 100,000.00 | .750 | 43 |
| AG1704257 | 230876 | 3010 | GERALD HASELMAN | 04/21/2017 | 65,000.00 | .750 | 04/12/2018 | 65,000.00 | .750 | 43 |
| AG1704265 | 230877 | 3010 | PALTE FARMS | 04/21/2017 | 125,000.00 | .750 | 04/12/2018 | 125,000.00 | .750 | 43 |
| AG1704273 | 230878 | 3010 | LEONARD MICHEL | 04/21/2017 | 100,000.00 | .750 | 04/12/2018 | 100,000.00 | .750 | 43 |
| AG1704281 | 230879 | 3010 | JOE SCHROEDER | 04/21/2017 | 100,000.00 | .750 | 04/12/2018 | 100,000.00 | .750 | 43 |
| AG1704299 | 230880 | 3010 | HAROLD ROY | 04/21/2017 | 125,000.00 | .750 | 04/12/2018 | 125,000.00 | .750 | 43 |
| AG1704307 | 230881 | 3010 | RA SCHROEDER FARMS INC. | 04/21/2017 | 150,000.00 | .750 | 04/12/2018 | 150,000.00 | .750 | 43 |
| AG1702418 | 230882 | 3010 | HARRISON TRAIL FARMS | 04/21/2017 | 100,000.00 | .750 | 04/12/2018 | 100,000.00 | .750 | 43 |
| AG1702426 | 230883 | 3010 | EDWARD HUFFMAN | 04/21/2017 | 150,000.00 | .750 | 04/12/2018 | 150,000.00 | .750 | 43 |
| AG1704315 | 230884 | 3010 | GARY ORDWAY | 04/21/2017 | 80,000.00 | .750 | 04/12/2018 | 80,000.00 | .750 | 43 |
| AG1704323 | 230885 | 3010 | DANNY ROE | 04/21/2017 | 150,000.00 | .750 | 04/12/2018 | 150,000.00 | .750 | 43 |
| AG1704331 | 230886 | 3010 | CHAD AND JASON PESTER | 04/21/2017 | 90,000.00 | .750 | 04/12/2018 | 90,000.00 | .750 | 43 |
| AG1704349 | 230887 | 3010 | JEFFREY STEFFAN | 04/21/2017 | 150,000.00 | .750 | 04/12/2018 | 150,000.00 | .750 | 43 |
| AG1704356 | 230888 | 3010 | DOUGLAS MANGAS | 04/21/2017 | 150,000.00 | .750 | 04/12/2018 | 150,000.00 | .750 | 43 |
| AG1704364 | 230889 | 3010 | ROGER NIESE | 04/21/2017 | 90,000.00 | .750 | 04/12/2018 | 90,000.00 | .750 | 43 |
| AG1704372 | 230890 | 3010 | GARY NIESE | 04/21/2017 | 150,000.00 | .750 | 04/12/2018 | 150,000.00 | .750 | 43 |
| AG1704380 | 230891 | 3010 | CHARLES SCHECKELHOFF | 04/21/2017 | 100,000.00 | .750 | 04/12/2018 | 100,000.00 | .750 | 43 |
| AG1702434 | 230892 | 3010 | THE ECKEL CATTLE COMPANY | 04/21/2017 | 150,000.00 | .750 | 04/12/2018 | 150,000.00 | .750 | 43 |
| AG1702442 | 230893 | 3010 | MARK BOSS | 04/21/2017 | 150,000.00 | .750 | 04/12/2018 | 150,000.00 | .750 | 43 |
| AG1702459 | 230894 | 3010 | JOHN YOUNG | 04/21/2017 | 150,000.00 | .750 | 04/12/2018 | 150,000.00 | .750 | 43 |
| AG1702467 | 230895 | 3010 | TIMOTHY SHELINE | 04/21/2017 | 150,000.00 | .750 | 04/12/2018 | 150,000.00 | .750 | 43 |
| AG1702475 | 230898 | 3010 | WULFF FARMS | 04/21/2017 | 150,000.00 | .750 | 04/12/2018 | 150,000.00 | .750 | 43 |



Run Date: 3/1/2018 12:42:15 PM

Investments Outstanding As Of Date: 2/28/2018

INVENTORY BY MATURITY REPORT

| CUSIP | Investment # | Fund | Issuer | Purchase Date | Current Book | Current Rate | Maturity Date | Current Par | YTM | Days to Maturity |
|-----------|--------------|------|----------------------------|---------------|--------------|--------------|---------------|-------------|------|------------------|
| AG1702483 | 230899 | 3010 | D & S FARMS LLC | 04/21/2017 | 150,000.00 | .750 | 04/12/2018 | 150,000.00 | .750 | 43 |
| AG1702491 | 230900 | 3010 | TRAVIS HARRISON | 04/21/2017 | 150,000.00 | .750 | 04/12/2018 | 150,000.00 | .750 | 43 |
| AG1702509 | 230901 | 3010 | DAN & CHARM POTTER JOINT | 04/21/2017 | 150,000.00 | .750 | 04/12/2018 | 150,000.00 | .750 | 43 |
| AG1702517 | 230902 | 3010 | ECKEL GRAIN FARMS LTD. | 04/21/2017 | 150,000.00 | .750 | 04/12/2018 | 150,000.00 | .750 | 43 |
| AG1702525 | 230903 | 3010 | CLEAR VIEW FARMS | 04/21/2017 | 150,000.00 | .750 | 04/12/2018 | 150,000.00 | .750 | 43 |
| AG1702533 | 230904 | 3010 | RICHARD WALTERS | 04/21/2017 | 150,000.00 | .750 | 04/12/2018 | 150,000.00 | .750 | 43 |
| AG1702541 | 230905 | 3010 | JERREMY SIEFKER | 04/21/2017 | 70,000.00 | .750 | 04/12/2018 | 70,000.00 | .750 | 43 |
| AG1704505 | 230942 | 3010 | ZEEDYK FARMS LLC | 04/24/2017 | 150,000.00 | .750 | 04/12/2018 | 150,000.00 | .750 | 43 |
| AG1704513 | 230943 | 3010 | THOMAS WIEMKEN | 04/24/2017 | 100,000.00 | .750 | 04/12/2018 | 100,000.00 | .750 | 43 |
| AG1704521 | 230944 | 3010 | JD ECKEL FAMILY FARMS LLC | 04/24/2017 | 150,000.00 | .750 | 04/12/2018 | 150,000.00 | .750 | 43 |
| AG1704539 | 230945 | 3010 | RANDY CHAPMAN | 04/24/2017 | 50,000.00 | .750 | 04/12/2018 | 50,000.00 | .750 | 43 |
| AG1704547 | 230947 | 3010 | AREND BROTHERS INC. | 04/24/2017 | 150,000.00 | .750 | 04/12/2018 | 150,000.00 | .750 | 43 |
| AG1704554 | 230948 | 3010 | AUSTIN BOK | 04/24/2017 | 45,000.00 | .750 | 04/12/2018 | 45,000.00 | .750 | 43 |
| AG1704562 | 230949 | 3010 | THOMAS SCHLACHTER | 04/24/2017 | 55,000.00 | .750 | 04/12/2018 | 55,000.00 | .750 | 43 |
| AG1704570 | 230950 | 3010 | SPATIAL AG. SYSTEMS LLC | 04/24/2017 | 150,000.00 | .750 | 04/12/2018 | 150,000.00 | .750 | 43 |
| AG1704588 | 230951 | 3010 | LEO SHININGER | 04/24/2017 | 150,000.00 | .750 | 04/12/2018 | 150,000.00 | .750 | 43 |
| AG1704596 | 230966 | 3010 | ANDREWS FARMS INC | 04/25/2017 | 150,000.00 | .750 | 04/12/2018 | 150,000.00 | .750 | 43 |
| AG1704604 | 230968 | 3010 | AC SCHROEDER LLC | 04/25/2017 | 150,000.00 | .750 | 04/12/2018 | 150,000.00 | .750 | 43 |
| AG1704612 | 230971 | 3010 | BR FARMS LLC | 04/25/2017 | 150,000.00 | .750 | 04/12/2018 | 150,000.00 | .750 | 43 |
| AG1704620 | 231053 | 3010 | SHOWALTER DAIRY FARMS LL | 05/01/2017 | 150,000.00 | .750 | 04/12/2018 | 150,000.00 | .750 | 43 |
| AG1704638 | 231054 | 3010 | MASON KISAMORE | 05/01/2017 | 50,000.00 | .750 | 04/12/2018 | 50,000.00 | .750 | 43 |
| AG1704646 | 231055 | 3010 | IVAN ZIMMERMAN | 05/01/2017 | 30,000.00 | .750 | 04/12/2018 | 30,000.00 | .750 | 43 |
| AG1704653 | 231056 | 3010 | AMOS LIVESTOCK EQUIPMENT | 05/01/2017 | 60,000.00 | .750 | 04/12/2018 | 60,000.00 | .750 | 43 |
| AG1704661 | 231057 | 3010 | JAY & JEWEL AMSTUTZ | 05/01/2017 | 30,000.00 | .750 | 04/12/2018 | 30,000.00 | .750 | 43 |
| AG1704679 | 231058 | 3010 | RICHARD GRAHAM | 05/01/2017 | 25,000.00 | .750 | 04/12/2018 | 25,000.00 | .750 | 43 |
| AG1704687 | 231059 | 3010 | PEBBLE FARM | 05/01/2017 | 20,000.00 | .750 | 04/12/2018 | 20,000.00 | .750 | 43 |
| AG1704695 | 231060 | 3010 | CRAIG E & LYNELLE J STOLLE | 05/01/2017 | 30,000.00 | .750 | 04/12/2018 | 30,000.00 | .750 | 43 |
| AG1704703 | 231061 | 3010 | DAVID & JONATHAN DOTTERE | 05/01/2017 | 150,000.00 | .750 | 04/12/2018 | 150,000.00 | .750 | 43 |
| AG1704711 | 231062 | 3010 | HODGE FARMS LLC | 05/01/2017 | 100,000.00 | .750 | 04/12/2018 | 100,000.00 | .750 | 43 |
| AG1704729 | 231063 | 3010 | WILLIAM AND VICKIE ROHR | 05/01/2017 | 150,000.00 | .750 | 04/12/2018 | 150,000.00 | .750 | 43 |
| AG1704737 | 231064 | 3010 | STACY J GIAUQUE | 05/01/2017 | 125,000.00 | .750 | 04/12/2018 | 125,000.00 | .750 | 43 |
| AG1704745 | 231065 | 3010 | BRIAN GORTNER | 05/01/2017 | 150,000.00 | .750 | 04/12/2018 | 150,000.00 | .750 | 43 |
| AG1704752 | 231066 | 3010 | SCHUEFLER FARMS LLC | 05/01/2017 | 150,000.00 | .750 | 04/12/2018 | 150,000.00 | .750 | 43 |



Run Date: 3/1/2018 12:42:15 PM

Investments Outstanding As Of Date: 2/28/2018

INVENTORY BY MATURITY REPORT

| CUSIP | Investment # | Fund | Issuer | Purchase Date | Current Book | Current Rate | Maturity Date | Current Par | YTM | Days to Maturity |
|-----------|--------------|------|---------------------------|---------------|--------------|--------------|---------------|-------------|------|------------------|
| AG1704760 | 231067 | 3010 | CANTENDO ACRES GRAZELAN | 05/01/2017 | 50,000.00 | .750 | 04/12/2018 | 50,000.00 | .750 | 43 |
| AG1704778 | 231068 | 3010 | ROY ANDREW LEID | 05/01/2017 | 22,500.00 | .750 | 04/12/2018 | 22,500.00 | .750 | 43 |
| AG1704786 | 231069 | 3010 | DAVID & ANNE GASSER | 05/01/2017 | 25,000.00 | .750 | 04/12/2018 | 25,000.00 | .750 | 43 |
| AG1704794 | 231070 | 3010 | DJR FARM LLC | 05/01/2017 | 10,000.00 | .750 | 04/12/2018 | 10,000.00 | .750 | 43 |
| AG1704802 | 231071 | 3010 | PAUL & FANNIE MILLER | 05/01/2017 | 20,000.00 | .750 | 04/12/2018 | 20,000.00 | .750 | 43 |
| AG1704810 | 231072 | 3010 | HAROLD & MARGARET MILLER | 05/01/2017 | 55,000.00 | .750 | 04/12/2018 | 55,000.00 | .750 | 43 |
| AG1704828 | 231073 | 3010 | MACY & MICHAEL & LEANNE B | 05/01/2017 | 20,000.00 | .750 | 04/12/2018 | 20,000.00 | .750 | 43 |
| AG1705049 | 231074 | 3010 | R E LUMBER AND LOGGING | 05/01/2017 | 150,000.00 | .750 | 04/12/2018 | 150,000.00 | .750 | 43 |
| AG1705056 | 231075 | 3010 | EUGENE & MARY A BURKHOLD | 05/01/2017 | 100,000.00 | .750 | 04/12/2018 | 100,000.00 | .750 | 43 |
| AG1705064 | 231076 | 3010 | BRYAN MILLER | 05/01/2017 | 40,000.00 | .750 | 04/12/2018 | 40,000.00 | .750 | 43 |
| AG1705072 | 231077 | 3010 | KRAIG GASSER | 05/01/2017 | 50,000.00 | .750 | 04/12/2018 | 50,000.00 | .750 | 43 |
| AG1705080 | 231078 | 3010 | RACE ROCK DAIRY FARM | 05/01/2017 | 20,000.00 | .750 | 04/12/2018 | 20,000.00 | .750 | 43 |
| AG1705098 | 231079 | 3010 | ROHR FARMS SERVICE LLC | 05/01/2017 | 150,000.00 | .750 | 04/12/2018 | 150,000.00 | .750 | 43 |
| AG1705106 | 231080 | 3010 | DOUGLASS GRAIN FARMS LLC | 05/01/2017 | 150,000.00 | .750 | 04/12/2018 | 150,000.00 | .750 | 43 |
| AG1705114 | 231081 | 3010 | BRENEMAN FARMS INC | 05/01/2017 | 50,000.00 | .750 | 04/12/2018 | 50,000.00 | .750 | 43 |
| AG1705122 | 231082 | 3010 | BRADLEY & MOLLY STULL | 05/01/2017 | 35,000.00 | .750 | 04/12/2018 | 35,000.00 | .750 | 43 |
| AG1705130 | 231083 | 3010 | SETH S AMOS | 05/01/2017 | 60,000.00 | .750 | 04/12/2018 | 60,000.00 | .750 | 43 |
| AG1705148 | 231084 | 3010 | FIVE POINTS FARM LLC | 05/01/2017 | 150,000.00 | .750 | 04/12/2018 | 150,000.00 | .750 | 43 |
| AG1705155 | 231085 | 3010 | LOREN LARRY & DARRELL STE | 05/01/2017 | 50,000.00 | .750 | 04/12/2018 | 50,000.00 | .750 | 43 |
| AG1705163 | 231086 | 3010 | DALEWYN C & JULIE M MARTI | 05/01/2017 | 50,000.00 | .750 | 04/12/2018 | 50,000.00 | .750 | 43 |
| AG1705171 | 231087 | 3010 | ROSEDALE FARMS LLC | 05/01/2017 | 150,000.00 | .750 | 04/12/2018 | 150,000.00 | .750 | 43 |
| AG1705189 | 231088 | 3010 | OPEN ROAD FARM LTD | 05/01/2017 | 100,000.00 | .750 | 04/12/2018 | 100,000.00 | .750 | 43 |
| AG1704836 | 231089 | 3010 | LANG VUE FARMS LTD | 05/01/2017 | 75,000.00 | .750 | 04/12/2018 | 75,000.00 | .750 | 43 |
| AG1705197 | 231090 | 3010 | WINDY WAY FARMS LTD | 05/01/2017 | 150,000.00 | .750 | 04/12/2018 | 150,000.00 | .750 | 43 |
| AG1705205 | 231091 | 3010 | NATHAN L YODER | 05/01/2017 | 50,000.00 | .750 | 04/12/2018 | 50,000.00 | .750 | 43 |
| AG1704844 | 231092 | 3010 | GEITGEY FARMS LLC | 05/01/2017 | 35,000.00 | .750 | 04/12/2018 | 35,000.00 | .750 | 43 |
| AG1705213 | 231093 | 3010 | REGAN A & LAURA A KLINE | 05/01/2017 | 40,212.00 | .750 | 04/12/2018 | 40,212.00 | .750 | 43 |
| AG1704851 | 231094 | 3010 | CLIFFORD SCHEIBE | 05/01/2017 | 50,000.00 | .750 | 04/12/2018 | 50,000.00 | .750 | 43 |
| AG1705221 | 231095 | 3010 | TYLER STAHL | 05/01/2017 | 15,000.00 | .750 | 04/12/2018 | 15,000.00 | .750 | 43 |
| AG1705239 | 231096 | 3010 | WASUKA FARMS INC | 05/01/2017 | 150,000.00 | .750 | 04/12/2018 | 150,000.00 | .750 | 43 |
| AG1705247 | 231097 | 3010 | JONATHAN D & MARTHA G GO | 05/01/2017 | 75,000.00 | .750 | 04/12/2018 | 75,000.00 | .750 | 43 |
| AG1704869 | 231098 | 3010 | MARTINS HILLCREST FARM LL | 05/01/2017 | 100,000.00 | .750 | 04/12/2018 | 100,000.00 | .750 | 43 |
| AG1704877 | 231099 | 3010 | LEGEND DAIRY LTD | 05/01/2017 | 150,000.00 | .750 | 04/12/2018 | 150,000.00 | .750 | 43 |



Run Date: 3/1/2018 12:42:15 PM

Investments Outstanding As Of Date: 2/28/2018

INVENTORY BY MATURITY REPORT

| CUSIP | Investment # | Fund | Issuer | Purchase Date | Current Book | Current Rate | Maturity Date | Current Par | YTM | Days to Maturity |
|-----------|--------------|------|---------------------------|---------------|--------------|--------------|---------------|-------------|------|------------------|
| AG1704885 | 231100 | 3010 | JOHN & PATRICIA STEINER | 05/01/2017 | 20,000.00 | .750 | 04/12/2018 | 20,000.00 | .750 | 43 |
| AG1704893 | 231101 | 3010 | SCHIRM JERSEY FARM | 05/01/2017 | 75,000.00 | .750 | 04/12/2018 | 75,000.00 | .750 | 43 |
| AG1704901 | 231102 | 3010 | GREG & CHALA TROYER | 05/01/2017 | 75,000.00 | .750 | 04/12/2018 | 75,000.00 | .750 | 43 |
| AG1704919 | 231103 | 3010 | AGRI SOILS LTD | 05/01/2017 | 150,000.00 | .750 | 04/12/2018 | 150,000.00 | .750 | 43 |
| AG1704927 | 231104 | 3010 | KLEVER HOLSTEIN FRM LIMIT | 05/01/2017 | 86,000.00 | .750 | 04/12/2018 | 86,000.00 | .750 | 43 |
| AG1704935 | 231105 | 3010 | NATHAN GASSER | 05/01/2017 | 100,000.00 | .750 | 04/12/2018 | 100,000.00 | .750 | 43 |
| AG1704943 | 231107 | 3010 | GALE & WYVIONA SAUSER | 05/01/2017 | 40,000.00 | .750 | 04/12/2018 | 40,000.00 | .750 | 43 |
| AG1704950 | 231108 | 3010 | JON BRAD OCEL | 05/01/2017 | 50,000.00 | .750 | 04/12/2018 | 50,000.00 | .750 | 43 |
| AG1704968 | 231109 | 3010 | LEROY J & MARTHA S MILLER | 05/01/2017 | 20,000.00 | .750 | 04/12/2018 | 20,000.00 | .750 | 43 |
| AG1704976 | 231110 | 3010 | BENJAMIN L GOOD | 05/01/2017 | 40,000.00 | .750 | 04/12/2018 | 40,000.00 | .750 | 43 |
| AG1704984 | 231111 | 3010 | ADRIAN & ALYSSA BEERY | 05/01/2017 | 30,000.00 | .750 | 04/12/2018 | 30,000.00 | .750 | 43 |
| AG1704992 | 231112 | 3010 | LAROY WEAVER | 05/01/2017 | 150,000.00 | .750 | 04/12/2018 | 150,000.00 | .750 | 43 |
| AG1705007 | 231113 | 3010 | RUPRECHT FARM LLC | 05/01/2017 | 100,000.00 | .750 | 04/12/2018 | 100,000.00 | .750 | 43 |
| AG1705015 | 231114 | 3010 | SAMUEL BURKHOLDER | 05/01/2017 | 60,000.00 | .750 | 04/12/2018 | 60,000.00 | .750 | 43 |
| AG1705023 | 231115 | 3010 | IVAN BURKHOLDER | 05/01/2017 | 25,000.00 | .750 | 04/12/2018 | 25,000.00 | .750 | 43 |
| AG1705031 | 231116 | 3010 | KELLY MCKELVEY | 05/01/2017 | 150,000.00 | .750 | 04/12/2018 | 150,000.00 | .750 | 43 |
| AG1705254 | 231117 | 3010 | BENJAMIN KLICK | 05/01/2017 | 50,000.00 | .750 | 04/12/2018 | 50,000.00 | .750 | 43 |
| AG1705262 | 231118 | 3010 | CLINT J & CASSANDRA K KEE | 05/01/2017 | 70,000.00 | .750 | 04/12/2018 | 70,000.00 | .750 | 43 |
| AG1705270 | 231119 | 3010 | JOHN & LINDA BADGER | 05/01/2017 | 150,000.00 | .750 | 04/12/2018 | 150,000.00 | .750 | 43 |
| AG1705288 | 231120 | 3010 | JAMES AND LINDA MOSHER | 05/01/2017 | 75,000.00 | .750 | 04/12/2018 | 75,000.00 | .750 | 43 |
| AG1705296 | 231121 | 3010 | DBA CANAAN AGRICULTURE | 05/01/2017 | 20,000.00 | .750 | 04/12/2018 | 20,000.00 | .750 | 43 |
| AG1705304 | 231122 | 3010 | DONALD R AND JESSICA BAD | 05/01/2017 | 120,000.00 | .750 | 04/12/2018 | 120,000.00 | .750 | 43 |
| AG1705312 | 231123 | 3010 | FOUR WINDS FARMS LTD | 05/01/2017 | 125,000.00 | .750 | 04/12/2018 | 125,000.00 | .750 | 43 |
| AG1705320 | 231124 | 3010 | STEINER GRAIN FARMS AG SE | 05/01/2017 | 120,000.00 | .750 | 04/12/2018 | 120,000.00 | .750 | 43 |
| AG1705338 | 231125 | 3010 | RUDY MAIBACH | 05/01/2017 | 50,000.00 | .750 | 04/12/2018 | 50,000.00 | .750 | 43 |
| AG1705346 | 231126 | 3010 | PLEASANT VALE DAIRY INC | 05/01/2017 | 150,000.00 | .750 | 04/12/2018 | 150,000.00 | .750 | 43 |
| AG1705353 | 231127 | 3010 | BENJAMIN AND MELISSA REH | 05/01/2017 | 150,000.00 | .750 | 04/12/2018 | 150,000.00 | .750 | 43 |
| AG1705361 | 231128 | 3010 | SHADE CREEK FARMS | 05/01/2017 | 150,000.00 | .750 | 04/12/2018 | 150,000.00 | .750 | 43 |
| AG1705379 | 231129 | 3010 | STEVEN AND ALYSON STEINE | 05/01/2017 | 10,000.00 | .750 | 04/12/2018 | 10,000.00 | .750 | 43 |
| AG1705387 | 231130 | 3010 | SIMON YODER | 05/01/2017 | 60,000.00 | .750 | 04/12/2018 | 60,000.00 | .750 | 43 |
| AG1705395 | 231131 | 3010 | BENJAMIN & JOANNA BALTZL | 05/01/2017 | 10,000.00 | .750 | 04/12/2018 | 10,000.00 | .750 | 43 |
| AG1705403 | 231132 | 3010 | CANAAN CATTLE & GRAIN LLC | 05/01/2017 | 42,000.00 | .750 | 04/12/2018 | 42,000.00 | .750 | 43 |
| AG1705411 | 231133 | 3010 | JAMES AND JANET KASSERMA | 05/01/2017 | 100,000.00 | .750 | 04/12/2018 | 100,000.00 | .750 | 43 |



Run Date: 3/1/2018 12:42:15 PM

Investments Outstanding As Of Date: 2/28/2018

INVENTORY BY MATURITY REPORT

| CUSIP | Investment # | Fund | Issuer | Purchase Date | Current Book | Current Rate | Maturity Date | Current Par | YTM | Days to Maturity |
|-----------|--------------|------|---------------------------|---------------|--------------|--------------|---------------|-------------|------|------------------|
| AG1705429 | 231134 | 3010 | STEVE AND KATHY MARTIN | 05/01/2017 | 125,000.00 | .750 | 04/12/2018 | 125,000.00 | .750 | 43 |
| AG1705437 | 231135 | 3010 | WILLIAM AND DARLA WEAVER | 05/01/2017 | 80,000.00 | .750 | 04/12/2018 | 80,000.00 | .750 | 43 |
| AG1705445 | 231136 | 3010 | CRAIG T & LINDA L POWELL | 05/01/2017 | 100,000.00 | .750 | 04/12/2018 | 100,000.00 | .750 | 43 |
| AG1705452 | 231137 | 3010 | DAVEL FARMS INC | 05/01/2017 | 100,000.00 | .750 | 04/12/2018 | 100,000.00 | .750 | 43 |
| AG1705460 | 231150 | 3010 | ROBERT AND CYNTHIA FARQU | 05/01/2017 | 150,000.00 | .750 | 04/12/2018 | 150,000.00 | .750 | 43 |
| AG1705478 | 231151 | 3010 | STEVE HOISINGTON | 05/01/2017 | 150,000.00 | .750 | 04/12/2018 | 150,000.00 | .750 | 43 |
| AG1705486 | 231152 | 3010 | JERRY A & ANN M MCNEIL | 05/01/2017 | 150,000.00 | .750 | 04/12/2018 | 150,000.00 | .750 | 43 |
| AG1705494 | 231153 | 3010 | RANDALL E AND SUE ANN BER | 05/01/2017 | 95,000.00 | .750 | 04/12/2018 | 95,000.00 | .750 | 43 |
| AG1705502 | 231154 | 3010 | PARKER FARMS | 05/01/2017 | 75,000.00 | .750 | 04/12/2018 | 75,000.00 | .750 | 43 |
| AG1705510 | 231155 | 3010 | CLAR LAIN FARM LLC | 05/01/2017 | 150,000.00 | .750 | 04/12/2018 | 150,000.00 | .750 | 43 |
| AG1705528 | 231156 | 3010 | HERSHEY CROPLAND LLC | 05/01/2017 | 10,000.00 | .750 | 04/12/2018 | 10,000.00 | .750 | 43 |
| AG1705536 | 231157 | 3010 | JENTES FARM OPERATIONS LL | 05/01/2017 | 150,000.00 | .750 | 04/12/2018 | 150,000.00 | .750 | 43 |
| AG1705544 | 231158 | 3010 | MOOREFIELD FARMS | 05/01/2017 | 150,000.00 | .750 | 04/12/2018 | 150,000.00 | .750 | 43 |
| AG1705551 | 231159 | 3010 | REHM FARMS LLC | 05/01/2017 | 150,000.00 | .750 | 04/12/2018 | 150,000.00 | .750 | 43 |
| AG1705569 | 231160 | 3010 | WILDWOOD LEGACY FARMS L | 05/01/2017 | 25,000.00 | .750 | 04/12/2018 | 25,000.00 | .750 | 43 |
| AG1705577 | 231161 | 3010 | RICHARD L & BETHANY J GOO | 05/01/2017 | 35,000.00 | .750 | 04/12/2018 | 35,000.00 | .750 | 43 |
| AG1705585 | 231162 | 3010 | JOSHUA D & MYLA A HERSHB | 05/01/2017 | 60,000.00 | .750 | 04/12/2018 | 60,000.00 | .750 | 43 |
| AG1705593 | 231163 | 3010 | STEINERS CUSTOM FARMING | 05/01/2017 | 100,000.00 | .750 | 04/12/2018 | 100,000.00 | .750 | 43 |
| AG1705601 | 231164 | 3010 | CARMONY FARMS LTD | 05/01/2017 | 150,000.00 | .750 | 04/12/2018 | 150,000.00 | .750 | 43 |
| AG1705619 | 231165 | 3010 | CIRCLE J FARMS LLC | 05/01/2017 | 150,000.00 | .750 | 04/12/2018 | 150,000.00 | .750 | 43 |
| AG1705627 | 231166 | 3010 | GASSER FARMS LLC | 05/01/2017 | 150,000.00 | .750 | 04/12/2018 | 150,000.00 | .750 | 43 |
| AG1705635 | 231167 | 3010 | JENTES CUSTOM FARMING | 05/01/2017 | 150,000.00 | .750 | 04/12/2018 | 150,000.00 | .750 | 43 |
| AG1705643 | 231168 | 3010 | ROBERT AND AMY GRABER | 05/01/2017 | 75,000.00 | .750 | 04/12/2018 | 75,000.00 | .750 | 43 |
| AG1705650 | 231169 | 3010 | ROGER FEATHER | 05/01/2017 | 100,000.00 | .750 | 04/12/2018 | 100,000.00 | .750 | 43 |
| AG1705668 | 231170 | 3010 | ARMFELT ACRES | 05/01/2017 | 35,000.00 | .750 | 04/12/2018 | 35,000.00 | .750 | 43 |
| AG1705676 | 231171 | 3010 | JONATHAN AND ABBEY NORM | 05/01/2017 | 90,000.00 | .750 | 04/12/2018 | 90,000.00 | .750 | 43 |
| AG1705684 | 231172 | 3010 | ROSEDALE VENTURES LLC | 05/01/2017 | 150,000.00 | .750 | 04/12/2018 | 150,000.00 | .750 | 43 |
| AG1705692 | 231173 | 3010 | STEVEN AND SHAWN KACERS | 05/01/2017 | 150,000.00 | .750 | 04/12/2018 | 150,000.00 | .750 | 43 |
| AG1705700 | 231239 | 3010 | R & S LAJTI FARMS | 05/04/2017 | 100,000.00 | .750 | 04/12/2018 | 100,000.00 | .750 | 43 |
| AG1705718 | 231240 | 3010 | WILLIAM C. KOWALKA | 05/04/2017 | 90,000.00 | .750 | 04/12/2018 | 90,000.00 | .750 | 43 |
| AG1705726 | 231241 | 3010 | CHARLES N. STEWART III | 05/04/2017 | 90,000.00 | .750 | 04/12/2018 | 90,000.00 | .750 | 43 |
| AG1705734 | 231865 | 3010 | JAMES BALTZLY | 06/26/2017 | 150,000.00 | .750 | 04/12/2018 | 150,000.00 | .750 | 43 |
| AG1705742 | 231866 | 3010 | HYLAND ACRES JERSEY LTD | 06/26/2017 | 150,000.00 | .750 | 04/12/2018 | 150,000.00 | .750 | 43 |



Run Date: 3/1/2018 12:42:15 PM

Investments Outstanding As Of Date: 2/28/2018

INVENTORY BY MATURITY REPORT

| CUSIP | Investment # | Fund | Issuer | Purchase Date | Current Book | Current Rate | Maturity Date | Current Par | YTM | Days to Maturity |
|-----------|--------------|------|------------------------------|---------------|---------------|--------------|---------------|---------------|-------|------------------|
| AG1705759 | 231867 | 3010 | JAMES ROGERS | 06/26/2017 | 150,000.00 | .750 | 04/12/2018 | 150,000.00 | .750 | 43 |
| AG1705767 | 231868 | 3010 | CATAPADALE DAIRY LTD | 06/26/2017 | 150,000.00 | .750 | 04/12/2018 | 150,000.00 | .750 | 43 |
| AG1705775 | 231935 | 3010 | JAMES AND LINDA KNAPP | 04/21/2017 | 150,000.00 | .750 | 04/12/2018 | 150,000.00 | .750 | 43 |
| 912796PA1 | 234787 | 1000 | B 0 04-12-18 | 01/09/2018 | 49,818,864.42 | .000 | 04/12/2018 | 50,000,000.00 | 1.407 | 43 |
| 912796PA1 | 234796 | 1000 | B 0 04-12-18 | 01/10/2018 | 49,819,769.44 | .000 | 04/12/2018 | 50,000,000.00 | 1.416 | 43 |
| 912796PA1 | 234819 | 1000 | B 0 04-12-18 | 01/16/2018 | 49,830,388.89 | .000 | 04/12/2018 | 50,000,000.00 | 1.425 | 43 |
| 912796PA1 | 234820 | 1000 | B 0 04-12-18 | 01/16/2018 | 49,830,388.89 | .000 | 04/12/2018 | 50,000,000.00 | 1.425 | 43 |
| 912796PA1 | 234987 | 1000 | B 0 04-12-18 | 01/24/2018 | 24,927,579.17 | .000 | 04/12/2018 | 25,000,000.00 | 1.341 | 43 |
| 912796PA1 | 235091 | 1000 | B 0 04-12-18 | 02/01/2018 | 49,868,750.00 | .000 | 04/12/2018 | 50,000,000.00 | 1.354 | 43 |
| 3133EFJM0 | 224459 | 1010 | FFCB DEBENTURE | 10/19/2015 | 9,998,500.00 | .930 | 04/13/2018 | 10,000,000.00 | .936 | 44 |
| LD1600484 | 226046 | 3050 | CSM INC .150 4-13-18 | 04/15/2016 | 400,000.00 | .150 | 04/13/2018 | 400,000.00 | .150 | 44 |
| LD1600492 | 226047 | 3050 | ANTHONY P. KOULI .150 4-13- | 04/15/2016 | 228,431.97 | .150 | 04/13/2018 | 228,431.97 | .150 | 44 |
| LD18B0413 | 234842 | 3000 | BID OHIO | 01/17/2018 | 3,000,000.00 | 1.500 | 04/18/2018 | 3,000,000.00 | 1.500 | 49 |
| LD18B0405 | 234843 | 3000 | BID OHIO | 01/17/2018 | 2,000,000.00 | 1.500 | 04/18/2018 | 2,000,000.00 | 1.500 | 49 |
| LD18B0397 | 234844 | 3000 | BID OHIO | 01/17/2018 | 2,000,000.00 | 1.500 | 04/18/2018 | 2,000,000.00 | 1.500 | 49 |
| 912796PB9 | 234834 | 1000 | B 0 04-19-18 | 01/17/2018 | 49,819,833.33 | .000 | 04/19/2018 | 50,000,000.00 | 1.415 | 50 |
| 912796PB9 | 234875 | 1000 | B 0 04-19-18 | 01/19/2018 | 49,825,312.50 | .000 | 04/19/2018 | 50,000,000.00 | 1.402 | 50 |
| 912796PB9 | 234905 | 1000 | B 0 04-19-18 | 01/22/2018 | 49,831,437.50 | .000 | 04/19/2018 | 50,000,000.00 | 1.400 | 50 |
| 912796PB9 | 234906 | 1000 | B 0 04-19-18 | 01/22/2018 | 49,831,437.50 | .000 | 04/19/2018 | 50,000,000.00 | 1.400 | 50 |
| LD1600500 | 226503 | 3050 | AC SERVICE COMPA .150 4-20 | 04/21/2016 | 29,240.68 | .150 | 04/20/2018 | 29,240.68 | .150 | 51 |
| 3133ECMF8 | 213958 | 1010 | FFCB DEBENTURE | 04/24/2013 | 4,997,500.00 | .980 | 04/24/2018 | 5,000,000.00 | .990 | 55 |
| 3133ECMF8 | 214126 | 1010 | FFCB DEBENTURE | 04/24/2013 | 9,990,000.00 | .980 | 04/24/2018 | 10,000,000.00 | 1.001 | 55 |
| 3133ECMF8 | 214149 | 1010 | FFCB DEBENTURE | 04/24/2013 | 4,993,750.00 | .980 | 04/24/2018 | 5,000,000.00 | 1.006 | 55 |
| LD1600518 | 226558 | 3050 | TRI-R DIES INC. .150 4-26-18 | 04/26/2016 | 78,724.87 | .150 | 04/26/2018 | 78,724.87 | .150 | 57 |
| LD1600526 | 226559 | 3050 | YOUNGSTOWN SERVI .150 4-2 | 04/26/2016 | 138,075.59 | .150 | 04/26/2018 | 138,075.59 | .150 | 57 |
| 912796LX5 | 234897 | 1000 | WIB 04-26-18 | 01/25/2018 | 49,820,527.78 | .000 | 04/26/2018 | 50,000,000.00 | 1.425 | 57 |
| 912796LX5 | 234898 | 1000 | WIB 04-26-18 | 01/25/2018 | 49,820,527.78 | .000 | 04/26/2018 | 50,000,000.00 | 1.425 | 57 |
| 912796LX5 | 234903 | 1000 | WIB 04-26-18 | 01/25/2018 | 49,820,527.78 | .000 | 04/26/2018 | 50,000,000.00 | 1.425 | 57 |
| 912796LX5 | 234904 | 1000 | WIB 04-26-18 | 01/25/2018 | 49,820,527.78 | .000 | 04/26/2018 | 50,000,000.00 | 1.425 | 57 |
| 912796LX5 | 234984 | 1000 | B 0 04-26-18 | 01/24/2018 | 49,819,833.33 | .000 | 04/26/2018 | 50,000,000.00 | 1.415 | 57 |
| 3135GOWN9 | 214150 | 1010 | FNMA DEBENTURE | 04/30/2013 | 5,000,000.00 | 1.000 | 04/30/2018 | 5,000,000.00 | 1.000 | 61 |
| 912828UZ1 | 214267 | 1020 | US TREASURY NOTE | 04/30/2013 | 24,941,406.25 | .625 | 04/30/2018 | 25,000,000.00 | .673 | 61 |
| 912828UZ1 | 214278 | 1020 | US TREASURY NOTE | 05/01/2013 | 49,886,718.75 | .625 | 04/30/2018 | 50,000,000.00 | .671 | 61 |



Run Date: 3/1/2018 12:42:15 PM

Investments Outstanding As Of Date: 2/28/2018

INVENTORY BY MATURITY REPORT

| CUSIP | Investment # | Fund | Issuer | Purchase Date | Current Book | Current Rate | Maturity Date | Current Par | YTM | Days to Maturity |
|-----------|--------------|------|-----------------------------|---------------|---------------|--------------|---------------|---------------|-------|------------------|
| 912828UZ1 | 214323 | 1020 | US TREASURY NOTE | 05/06/2013 | 9,971,875.00 | .625 | 04/30/2018 | 10,000,000.00 | .682 | 61 |
| 3136G1KD0 | 214445 | 1010 | FNMA DEBENTURE | 05/14/2013 | 9,975,000.00 | 1.000 | 04/30/2018 | 10,000,000.00 | 1.052 | 61 |
| 3136G1KD0 | 214446 | 1010 | FNMA DEBENTURE | 05/14/2013 | 9,990,000.00 | 1.000 | 04/30/2018 | 10,000,000.00 | 1.021 | 61 |
| 3136G1KD0 | 229469 | 1000 | FNMA 1 04-30-18 | 02/03/2017 | 14,997,000.00 | 1.000 | 04/30/2018 | 15,000,000.00 | 1.016 | 61 |
| LD18B0231 | 234315 | 3000 | BID OHIO | 11/08/2017 | 1,500,000.00 | 1.400 | 05/02/2018 | 1,500,000.00 | 1.400 | 63 |
| LD18B0249 | 234316 | 3000 | BID OHIO | 11/08/2017 | 2,000,000.00 | 1.400 | 05/02/2018 | 2,000,000.00 | 1.400 | 63 |
| LD18B0256 | 234318 | 3000 | BID OHIO | 11/08/2017 | 1,000,000.00 | 1.400 | 05/02/2018 | 1,000,000.00 | 1.400 | 63 |
| LD18B0264 | 234319 | 3000 | BID OHIO | 11/08/2017 | 2,500,000.00 | 1.400 | 05/02/2018 | 2,500,000.00 | 1.400 | 63 |
| EC1602381 | 226698 | 3030 | ADAM MUELLER .150 5-03-18 | 05/03/2016 | 220,493.00 | .150 | 05/03/2018 | 220,493.00 | .150 | 64 |
| 912796PC7 | 235092 | 1000 | B 0 05-03-18 | 02/01/2018 | 49,820,527.78 | .000 | 05/03/2018 | 50,000,000.00 | 1.425 | 64 |
| 912796PC7 | 235112 | 1000 | B 05-03-18 | 02/02/2018 | 49,818,750.00 | .000 | 05/03/2018 | 50,000,000.00 | 1.455 | 64 |
| EC1602399 | 226737 | 3030 | TOMAS K. AND CIN .150 5-04- | 05/04/2016 | 50,000.00 | .150 | 05/04/2018 | 50,000.00 | .150 | 65 |
| LD1600534 | 226740 | 3050 | MOLYET FARM MARK .150 5-0 | 05/04/2016 | 156,183.83 | .150 | 05/04/2018 | 156,183.83 | .150 | 65 |
| LD1600542 | 226755 | 3050 | SCENE 75 ENTERTA .150 5-04- | 05/06/2016 | 250,000.00 | .150 | 05/04/2018 | 250,000.00 | .150 | 65 |
| 3133ECNY6 | 214324 | 1010 | FFCB DEBENTURE | 05/08/2013 | 9,987,500.00 | .950 | 05/08/2018 | 10,000,000.00 | .976 | 69 |
| 912796PFO | 234659 | 1000 | B 05-10-18 | 12/26/2017 | 49,735,250.00 | .000 | 05/10/2018 | 50,000,000.00 | 1.420 | 71 |
| 912796PFO | 234965 | 1000 | B 05-10-18 | 01/23/2018 | 49,791,944.44 | .000 | 05/10/2018 | 50,000,000.00 | 1.406 | 71 |
| 912796PFO | 234966 | 1000 | B 05-10-18 | 01/23/2018 | 49,791,944.45 | .000 | 05/10/2018 | 50,000,000.00 | 1.406 | 71 |
| 912796PFO | 235105 | 1000 | WIB 05-10-18 | 02/08/2018 | 49,812,312.50 | .000 | 05/10/2018 | 50,000,000.00 | 1.491 | 71 |
| 912796PFO | 235106 | 1000 | WIB 05-10-18 | 02/08/2018 | 49,812,312.50 | .000 | 05/10/2018 | 50,000,000.00 | 1.491 | 71 |
| LD1600559 | 226782 | 3050 | OHIO BRIDGE STRI .150 5-11- | 05/11/2016 | 137,117.50 | .150 | 05/11/2018 | 137,117.50 | .150 | 72 |
| LD1600567 | 226794 | 3050 | MIDWEST PLASTICS .150 5-11 | 05/12/2016 | 13,433.17 | .150 | 05/11/2018 | 13,433.17 | .150 | 72 |
| LD1600575 | 226795 | 3050 | UNIVERSAL FARMS .150 5-11- | 05/12/2016 | 300,000.00 | .150 | 05/11/2018 | 300,000.00 | .150 | 72 |
| LD18B0470 | 235304 | 3000 | BID OHIO | 02/21/2018 | 3,000,000.00 | 1.650 | 05/16/2018 | 3,000,000.00 | 1.650 | 77 |
| LD18B0488 | 235305 | 3000 | BID OHIO | 02/21/2018 | 1,500,000.00 | 1.650 | 05/16/2018 | 1,500,000.00 | 1.650 | 77 |
| 912796PG8 | 234967 | 1000 | B 0 05-17-18 | 01/23/2018 | 49,775,562.50 | .000 | 05/17/2018 | 50,000,000.00 | 1.424 | 78 |
| 912796PG8 | 234968 | 1000 | B 0 05-17-18 | 01/23/2018 | 49,775,562.50 | .000 | 05/17/2018 | 50,000,000.00 | 1.424 | 78 |
| 912796PG8 | 235000 | 1000 | B 05-17-18 | 01/25/2018 | 49,782,222.22 | .000 | 05/17/2018 | 50,000,000.00 | 1.406 | 78 |
| 912796PG8 | 235001 | 1000 | B 05-17-18 | 01/25/2018 | 49,782,222.22 | .000 | 05/17/2018 | 50,000,000.00 | 1.406 | 78 |
| 912796PG8 | 235050 | 1000 | B 05-17-18 | 01/30/2018 | 49,792,687.50 | .000 | 05/17/2018 | 50,000,000.00 | 1.401 | 78 |
| LD1600617 | 226826 | 3050 | T & T SPORTS LOU .150 5-18- | 05/18/2016 | 52,220.55 | .150 | 05/18/2018 | 52,220.55 | .150 | 79 |
| EC1602407 | 226830 | 3030 | DAVID HUBBARD .150 5-18-18 | 05/18/2016 | 139,335.00 | .150 | 05/18/2018 | 139,335.00 | .150 | 79 |
| EC1602415 | 226831 | 3030 | CHAD SCHWINNEN .150 5-18- | 05/18/2016 | 175,819.00 | .150 | 05/18/2018 | 175,819.00 | .150 | 79 |



Run Date: 3/1/2018 12:42:15 PM

Investments Outstanding As Of Date: 2/28/2018

INVENTORY BY MATURITY REPORT

| CUSIP | Investment # | Fund | Issuer | Purchase Date | Current Book | Current Rate | Maturity Date | Current Par | YTM | Days to Maturity |
|-----------|--------------|------|-----------------------------|---------------|---------------|--------------|---------------|---------------|-------|------------------|
| EC1602423 | 226832 | 3030 | GARY ECKERT .150 5-18-18 | 05/18/2016 | 150,000.00 | .150 | 05/18/2018 | 150,000.00 | .150 | 79 |
| EC1602431 | 226833 | 3030 | SHANNON MOORE .150 5-18-1 | 05/18/2016 | 169,375.00 | .150 | 05/18/2018 | 169,375.00 | .150 | 79 |
| EC1602449 | 226834 | 3030 | JOSEPH MCCOOL .150 5-18-18 | 05/18/2016 | 73,365.00 | .150 | 05/18/2018 | 73,365.00 | .150 | 79 |
| EC1602456 | 226835 | 3030 | MICHELLE KINCAID .150 5-18- | 05/18/2016 | 224,000.00 | .150 | 05/18/2018 | 224,000.00 | .150 | 79 |
| EC1602464 | 226836 | 3030 | ROSWITHA SHOUP .150 5-18- | 05/18/2016 | 30,950.00 | .150 | 05/18/2018 | 30,950.00 | .150 | 79 |
| EC1602472 | 226837 | 3030 | JAMES DALTON .150 5-18-18 | 05/18/2016 | 269,332.00 | .150 | 05/18/2018 | 269,332.00 | .150 | 79 |
| EC1602480 | 226838 | 3030 | LAWRENCE GINGERI .150 5-1 | 05/18/2016 | 146,205.00 | .150 | 05/18/2018 | 146,205.00 | .150 | 79 |
| EC1602498 | 226840 | 3030 | JILL CHUHA .150 5-18-18 | 05/18/2016 | 114,000.00 | .150 | 05/18/2018 | 114,000.00 | .150 | 79 |
| EC1602506 | 226841 | 3030 | MICHAEL SEARS .150 5-18-18 | 05/18/2016 | 199,955.00 | .150 | 05/18/2018 | 199,955.00 | .150 | 79 |
| EC1602514 | 226842 | 3030 | SCOTT COWAN .150 5-18-18 | 05/18/2016 | 196,000.00 | .150 | 05/18/2018 | 196,000.00 | .150 | 79 |
| EC1602522 | 226843 | 3030 | STANTON BOYCE .150 5-18-18 | 05/18/2016 | 210,000.00 | .150 | 05/18/2018 | 210,000.00 | .150 | 79 |
| EC1602530 | 226844 | 3030 | ALLEN & JUDITH K .150 5-18- | 05/18/2016 | 67,875.00 | .150 | 05/18/2018 | 67,875.00 | .150 | 79 |
| 912796MB2 | 234963 | 1000 | B 05-24-18 | 01/23/2018 | 49,760,520.83 | .000 | 05/24/2018 | 50,000,000.00 | 1.432 | 85 |
| 912796MB2 | 234964 | 1000 | B 05-24-18 | 01/23/2018 | 49,760,520.84 | .000 | 05/24/2018 | 50,000,000.00 | 1.432 | 85 |
| 912796MB2 | 235002 | 1000 | B 0 05-24-18 | 01/25/2018 | 49,762,826.39 | .000 | 05/24/2018 | 50,000,000.00 | 1.442 | 85 |
| 912796MB2 | 235003 | 1000 | B 0 05-24-18 | 01/25/2018 | 49,762,826.39 | .000 | 05/24/2018 | 50,000,000.00 | 1.442 | 85 |
| 912796MB2 | 235051 | 1000 | B 0 05-24-18 | 01/30/2018 | 49,771,366.67 | .000 | 05/24/2018 | 50,000,000.00 | 1.451 | 85 |
| LD1600633 | 226938 | 3050 | EDWARDS REALTY I .150 5-25 | 05/27/2016 | 50,000.00 | .150 | 05/25/2018 | 50,000.00 | .150 | 86 |
| LD1600641 | 226940 | 3050 | JUSTOP CARRY-OUT .150 5-25 | 05/27/2016 | 400,000.00 | .150 | 05/25/2018 | 400,000.00 | .150 | 86 |
| LD1600625 | 226920 | 3050 | DARI FREEZE .150 5-28-18 | 05/25/2016 | 28,840.92 | .150 | 05/28/2018 | 28,840.92 | .150 | 89 |
| 912828R51 | 227100 | 1020 | US TREASURY NOTE .875 5-31 | 06/23/2016 | 15,041,015.63 | .875 | 05/31/2018 | 15,000,000.00 | .733 | 92 |
| 912796PH6 | 235006 | 1000 | B 0 05-31-18 | 01/25/2018 | 49,746,687.50 | .000 | 05/31/2018 | 50,000,000.00 | 1.455 | 92 |
| 912796PH6 | 235007 | 1000 | B 0 05-31-18 | 01/25/2018 | 49,746,687.50 | .000 | 05/31/2018 | 50,000,000.00 | 1.455 | 92 |
| 912796PH6 | 235442 | 1000 | B 0 05-31-18 | 02/28/2018 | 49,793,127.78 | .000 | 05/31/2018 | 50,000,000.00 | 1.626 | 92 |
| 46513CQK5 | 226867 | 1010 | ISRAEL BOND (FLO 1.438 6-01 | 06/01/2016 | 10,000,000.00 | 2.188 | 06/01/2018 | 10,000,000.00 | 2.188 | 93 |
| 46513CLX2 | 226868 | 1010 | ISRAEL BOND 1.530 6-01-18 | 06/01/2016 | 10,000,000.00 | 1.530 | 06/01/2018 | 10,000,000.00 | 1.530 | 93 |
| LD1600658 | 226962 | 3050 | HEITSCHE NORTH S .150 6-01 | 06/01/2016 | 223,489.00 | .150 | 06/01/2018 | 223,489.00 | .150 | 93 |
| 713448BH0 | 227936 | 1030 | PEPSICO INC 5.000 6-01-18 | 09/07/2016 | 4,808,283.27 | 5.000 | 06/01/2018 | 4,501,000.00 | 1.016 | 93 |
| 31359MSD6 | 224168 | 1010 | FNMA DEBENTURE | 09/23/2015 | 7,349,571.38 | 4.600 | 06/05/2018 | 6,703,000.00 | .971 | 97 |
| LD18B0298 | 234515 | 3000 | BID OHIO | 12/06/2017 | 2,500,000.00 | 1.500 | 06/06/2018 | 2,500,000.00 | 1.500 | 98 |
| LD18B0314 | 234516 | 3000 | BID OHIO | 12/06/2017 | 3,000,000.00 | 1.500 | 06/06/2018 | 3,000,000.00 | 1.500 | 98 |
| LD18B0306 | 234517 | 3000 | BID OHIO | 12/06/2017 | 5,000,000.00 | 1.500 | 06/06/2018 | 5,000,000.00 | 1.500 | 98 |
| LD18B0322 | 234526 | 3000 | BID OHIO | 12/07/2017 | 2,000,000.00 | 1.500 | 06/06/2018 | 2,000,000.00 | 1.500 | 98 |



Run Date: 3/1/2018 12:42:15 PM

Investments Outstanding As Of Date: 2/28/2018

INVENTORY BY MATURITY REPORT

| CUSIP | Investment # | Fund | Issuer | Purchase Date | Current Book | Current Rate | Maturity Date | Current Par | YTM | Days to Maturity |
|-----------|--------------|------|------------------------------|---------------|---------------|--------------|---------------|---------------|-------|------------------|
| 912796PJ2 | 235222 | 1000 | B 0 06-07-18 | 02/13/2018 | 49,749,041.67 | .000 | 06/07/2018 | 50,000,000.00 | 1.593 | 99 |
| 912796PJ2 | 235262 | 1000 | B 06-07-18 | 02/16/2018 | 49,750,095.83 | .000 | 06/07/2018 | 50,000,000.00 | 1.629 | 99 |
| EC1602555 | 226997 | 3030 | MARK BUCKLER .150 6-08-18 | 06/08/2016 | 42,950.00 | .150 | 06/08/2018 | 42,950.00 | .150 | 100 |
| EC1602548 | 226999 | 3030 | KATHERINE TIRA .150 6-08-18 | 06/08/2016 | 55,500.00 | .150 | 06/08/2018 | 55,500.00 | .150 | 100 |
| LD1600666 | 227031 | 3050 | BONE BOYS BBQ & .150 6-14- | 06/14/2016 | 179,743.20 | .150 | 06/14/2018 | 179,743.20 | .150 | 106 |
| LD1600674 | 227033 | 3050 | BONE BOYS BBQ & .150 6-14- | 06/14/2016 | 17,547.72 | .150 | 06/14/2018 | 17,547.72 | .150 | 106 |
| LD1600682 | 227034 | 3050 | JONATHAN T EUCKE .150 6-14 | 06/14/2016 | 123,321.47 | .150 | 06/14/2018 | 123,321.47 | .150 | 106 |
| LD1600690 | 227035 | 3050 | ATHENA GRAND LLC .150 6-14 | 06/14/2016 | 400,000.00 | .150 | 06/14/2018 | 400,000.00 | .150 | 106 |
| 912796PL7 | 235110 | 1000 | B 06-14-18 | 02/02/2018 | 49,728,666.66 | .000 | 06/14/2018 | 50,000,000.00 | 1.488 | 106 |
| 912796PL7 | 235111 | 1000 | B 06-14-18 | 02/02/2018 | 49,728,666.67 | .000 | 06/14/2018 | 50,000,000.00 | 1.488 | 106 |
| LD1600716 | 227062 | 3050 | Little Learners .150 6-15-18 | 06/17/2016 | 249,545.53 | .150 | 06/15/2018 | 249,545.53 | .150 | 107 |
| LD1600708 | 227063 | 3050 | PLAZA LANES INC .150 6-15-1 | 06/17/2016 | 350,000.00 | .150 | 06/15/2018 | 350,000.00 | .150 | 107 |
| 912796MF3 | 235164 | 1000 | B 0 06-21-18 | 02/08/2018 | 49,708,138.89 | .000 | 06/21/2018 | 50,000,000.00 | 1.589 | 113 |
| 912796MF3 | 235180 | 1000 | B 06-21-18 | 02/12/2018 | 49,713,333.33 | .000 | 06/21/2018 | 50,000,000.00 | 1.609 | 113 |
| 912796MF3 | 235251 | 1000 | B 06-21-18 | 02/15/2018 | 49,716,850.00 | .000 | 06/21/2018 | 50,000,000.00 | 1.627 | 113 |
| 912796MF3 | 235252 | 1000 | B 06-21-18 | 02/15/2018 | 49,716,850.00 | .000 | 06/21/2018 | 50,000,000.00 | 1.627 | 113 |
| 3134G9VF1 | 231557 | 1000 | FHLMC 1.06 06-22-18 | 05/26/2017 | 9,977,000.00 | 1.060 | 06/22/2018 | 10,000,000.00 | 1.276 | 114 |
| 3134G9VF1 | 231558 | 1000 | FHLMC 1.06 06-22-18 | 05/26/2017 | 9,977,000.00 | 1.060 | 06/22/2018 | 10,000,000.00 | 1.276 | 114 |
| 166764AE0 | 224928 | 1030 | CHEVRON CORP | 12/15/2015 | 5,524,695.00 | 1.718 | 06/24/2018 | 5,500,000.00 | 1.536 | 116 |
| 313383HQ7 | 223895 | 1010 | FHLB DEBENTURE | 09/01/2015 | 5,617,080.00 | 1.200 | 06/27/2018 | 5,600,000.00 | 1.090 | 119 |
| EC1602563 | 227148 | 3030 | TAD WILLIAMS .150 6-27-18 | 06/27/2016 | 130,725.00 | .150 | 06/27/2018 | 130,725.00 | .150 | 119 |
| EC1602571 | 227149 | 3030 | ROBERT JACKSON .150 6-27-1 | 06/27/2016 | 350,000.00 | .150 | 06/27/2018 | 350,000.00 | .150 | 119 |
| EC1602589 | 227151 | 3030 | RODNEY MYERS .150 6-27-18 | 06/27/2016 | 223,440.00 | .150 | 06/27/2018 | 223,440.00 | .150 | 119 |
| EC1602597 | 227152 | 3030 | GERALD HOOVER .150 6-27-1 | 06/27/2016 | 210,000.00 | .150 | 06/27/2018 | 210,000.00 | .150 | 119 |
| EC1602605 | 227153 | 3030 | SHELSEE BYRNES .150 6-27-1 | 06/27/2016 | 52,896.80 | .150 | 06/27/2018 | 52,896.80 | .150 | 119 |
| EC1602613 | 227154 | 3030 | RYAN GUNYAN .150 6-27-18 | 06/27/2016 | 175,000.00 | .150 | 06/27/2018 | 175,000.00 | .150 | 119 |
| EC1602621 | 227155 | 3030 | KENT YOUNG .150 6-27-18 | 06/27/2016 | 100,580.00 | .150 | 06/27/2018 | 100,580.00 | .150 | 119 |
| EC1602639 | 227164 | 3030 | ANNETTE STEVENS .150 6-28- | 06/28/2016 | 30,710.00 | .150 | 06/28/2018 | 30,710.00 | .150 | 120 |
| EC1602647 | 227165 | 3030 | DALMAR HAMILTON .150 6-28 | 06/28/2016 | 52,405.00 | .150 | 06/28/2018 | 52,405.00 | .150 | 120 |
| EC1602654 | 227166 | 3030 | DEREK BROWN .150 6-28-18 | 06/28/2016 | 93,855.00 | .150 | 06/28/2018 | 93,855.00 | .150 | 120 |
| EC1602662 | 227167 | 3030 | MARJORIE PITCHER .150 6-28 | 06/28/2016 | 27,800.00 | .150 | 06/28/2018 | 27,800.00 | .150 | 120 |
| EC1602670 | 227168 | 3030 | KEITH RIFFLE .150 6-28-18 | 06/28/2016 | 234,425.00 | .150 | 06/28/2018 | 234,425.00 | .150 | 120 |
| EC1602688 | 227169 | 3030 | RONALD LIPPS .150 6-28-18 | 06/28/2016 | 125,000.00 | .150 | 06/28/2018 | 125,000.00 | .150 | 120 |



Run Date: 3/1/2018 12:42:15 PM

Investments Outstanding As Of Date: 2/28/2018

INVENTORY BY MATURITY REPORT

| CUSIP | Investment # | Fund | Issuer | Purchase Date | Current Book | Current Rate | Maturity Date | Current Par | YTM | Days to Maturity |
|-----------|--------------|------|-----------------------------|---------------|---------------|--------------|---------------|---------------|-------|------------------|
| 912796PM5 | 235181 | 1000 | B 06-28-18 | 02/12/2018 | 49,694,472.22 | .000 | 06/28/2018 | 50,000,000.00 | 1.627 | 120 |
| 912796PM5 | 235261 | 1000 | B 06-28-18 | 02/16/2018 | 49,699,333.50 | .000 | 06/28/2018 | 50,000,000.00 | 1.650 | 120 |
| LD18B0355 | 234726 | 3000 | BID OHIO | 01/03/2018 | 1,500,000.00 | 1.600 | 07/05/2018 | 1,500,000.00 | 1.600 | 127 |
| LD18B0389 | 234727 | 3000 | BID OHIO | 01/03/2018 | 2,000,000.00 | 1.600 | 07/05/2018 | 2,000,000.00 | 1.600 | 127 |
| LD18B0371 | 234728 | 3000 | BID OHIO | 01/03/2018 | 5,000,000.00 | 1.600 | 07/05/2018 | 5,000,000.00 | 1.600 | 127 |
| LD18B0363 | 234764 | 3000 | BID OHIO | 01/05/2018 | 1,500,000.00 | 1.600 | 07/05/2018 | 1,500,000.00 | 1.600 | 127 |
| LD1700011 | 227287 | 3050 | LAKESIDE PROPANE .150 7-11 | 07/11/2016 | 150,000.00 | .150 | 07/11/2018 | 150,000.00 | .150 | 133 |
| 02665WAW1 | 223967 | 1030 | AMERICAN HONDA FINANCE C | 09/14/2015 | 5,012,250.00 | 1.600 | 07/13/2018 | 5,000,000.00 | 1.511 | 135 |
| 89236TCP8 | 224946 | 1030 | TOYOTA MOTOR CREDIT COR | 12/17/2015 | 5,000,750.00 | 1.550 | 07/13/2018 | 5,000,000.00 | 1.544 | 135 |
| LD1700029 | 227339 | 3050 | ANGEL ANIMAL HOS .150 7-13 | 07/13/2016 | 209,308.01 | .150 | 07/13/2018 | 209,308.01 | .150 | 135 |
| 912828XK1 | 224607 | 1020 | US TREASURY NOTE | 10/30/2015 | 14,959,570.31 | .875 | 07/15/2018 | 15,000,000.00 | .976 | 137 |
| 3135GOE33 | 223485 | 1010 | FNMA DEBENTURE | 07/24/2015 | 9,996,200.00 | 1.125 | 07/20/2018 | 10,000,000.00 | 1.138 | 142 |
| EC1700011 | 227469 | 3030 | ROLAND BAKER .150 7-25-18 | 07/25/2016 | 185,968.02 | .150 | 07/25/2018 | 185,968.02 | .150 | 147 |
| EC1700029 | 227470 | 3030 | KRISTOPHER HALEY .150 7-25 | 07/25/2016 | 180,000.00 | .150 | 07/25/2018 | 180,000.00 | .150 | 147 |
| EC1700037 | 227471 | 3030 | JEANNE STEPHENS .150 7-25- | 07/25/2016 | 96,090.00 | .150 | 07/25/2018 | 96,090.00 | .150 | 147 |
| EC1700045 | 227472 | 3030 | JOHN WALLACE .150 7-25-18 | 07/25/2016 | 125,000.00 | .150 | 07/25/2018 | 125,000.00 | .150 | 147 |
| EC1700052 | 227473 | 3030 | JESSICA WARNOCK .150 7-25- | 07/25/2016 | 45,630.00 | .150 | 07/25/2018 | 45,630.00 | .150 | 147 |
| EC1700060 | 227474 | 3030 | DOUGLAS WHITE .150 7-25-1 | 07/25/2016 | 112,500.00 | .150 | 07/25/2018 | 112,500.00 | .150 | 147 |
| EC1700078 | 227475 | 3030 | SARAH WILSON .150 7-25-18 | 07/25/2016 | 44,485.00 | .150 | 07/25/2018 | 44,485.00 | .150 | 147 |
| EC1700086 | 227476 | 3030 | GARRY WINGER .150 7-25-18 | 07/25/2016 | 30,750.00 | .150 | 07/25/2018 | 30,750.00 | .150 | 147 |
| 0258M0DJ5 | 216492 | 1030 | AMERICAN EXPRESS CREDIT C | 01/22/2014 | 7,194,468.75 | 2.125 | 07/27/2018 | 7,125,000.00 | 1.899 | 149 |
| 3130A5Z85 | 223381 | 1010 | FHLB DEBENTURE | 07/27/2015 | 9,000,000.00 | 1.250 | 07/27/2018 | 9,000,000.00 | 1.250 | 149 |
| 3134G8XA2 | 226380 | 1010 | FHLMC MEDIUM TER 1.000 7- | 04/27/2016 | 10,000,000.00 | 1.000 | 07/27/2018 | 10,000,000.00 | 1.000 | 149 |
| EC1700094 | 227524 | 3030 | MICHAEL MONTGOME .150 7- | 07/27/2016 | 350,000.00 | .150 | 07/27/2018 | 350,000.00 | .150 | 149 |
| LD1700045 | 227525 | 3050 | CHAGRIN VALLEY S .150 7-27- | 07/27/2016 | 374,079.00 | .150 | 07/27/2018 | 374,079.00 | .150 | 149 |
| EC1700102 | 227530 | 3030 | DANIEL & SARAH G .150 7-27- | 07/27/2016 | 73,870.00 | .150 | 07/27/2018 | 73,870.00 | .150 | 149 |
| EC1700110 | 227531 | 3030 | REAGAN BRISTOL .150 7-27-1 | 07/27/2016 | 234,500.00 | .150 | 07/27/2018 | 234,500.00 | .150 | 149 |
| EC1700128 | 227532 | 3030 | BRIAN VULPITTA .150 7-27-18 | 07/27/2016 | 348,747.00 | .150 | 07/27/2018 | 348,747.00 | .150 | 149 |
| EC1700136 | 227533 | 3030 | RONALD & ALMIRA .150 7-27- | 07/27/2016 | 150,000.00 | .150 | 07/27/2018 | 150,000.00 | .150 | 149 |
| EC1700144 | 227534 | 3030 | WILLIAM LONNEMAN .150 7-2 | 07/27/2016 | 50,000.00 | .150 | 07/27/2018 | 50,000.00 | .150 | 149 |
| EC1700151 | 227535 | 3030 | LISA HILLMAN .150 7-27-18 | 07/27/2016 | 175,007.00 | .150 | 07/27/2018 | 175,007.00 | .150 | 149 |
| EC1700169 | 227536 | 3030 | ROBBIE BERGER .150 7-27-18 | 07/27/2016 | 193,438.00 | .150 | 07/27/2018 | 193,438.00 | .150 | 149 |
| EC1700177 | 227537 | 3030 | TRACIE SORVILLO .150 7-27-1 | 07/27/2016 | 47,200.00 | .150 | 07/27/2018 | 47,200.00 | .150 | 149 |



Run Date: 3/1/2018 12:42:15 PM

Investments Outstanding As Of Date: 2/28/2018

INVENTORY BY MATURITY REPORT

| CUSIP | Investment # | Fund | Issuer | Purchase Date | Current Book | Current Rate | Maturity Date | Current Par | YTM | Days to Maturity |
|-----------|--------------|------|------------------------------|---------------|---------------|--------------|---------------|---------------|-------|------------------|
| 912828VQ0 | 227482 | 1020 | US TREASURY NOTE 1.375 7-3 | 07/26/2016 | 20,248,437.50 | 1.375 | 07/31/2018 | 20,000,000.00 | .752 | 153 |
| 0258M0DV8 | 227901 | 1030 | AMERICAN EXPRESS 1.800 7-3 | 09/01/2016 | 10,092,900.00 | 1.800 | 07/31/2018 | 10,000,000.00 | 1.307 | 153 |
| LD1700052 | 227629 | 3050 | SUPERIOR STEEL S .150 8-03- | 08/04/2016 | 117,608.59 | .150 | 08/03/2018 | 117,608.59 | .150 | 156 |
| EC1700185 | 227639 | 3030 | JESSICA STONECYP .150 8-03- | 08/05/2016 | 60,250.00 | .150 | 08/03/2018 | 60,250.00 | .150 | 156 |
| EC1700193 | 227640 | 3030 | JOSEPH EPERJESI .150 8-03-1 | 08/05/2016 | 42,437.90 | .150 | 08/03/2018 | 42,437.90 | .150 | 156 |
| EC1700201 | 227641 | 3030 | JAMES SIKORA .150 8-03-18 | 08/05/2016 | 34,975.00 | .150 | 08/03/2018 | 34,975.00 | .150 | 156 |
| 3130A8Y80 | 227769 | 1010 | FHLB DEBENTURE .875 8-08-1 | 08/17/2016 | 9,992,500.00 | .875 | 08/08/2018 | 10,000,000.00 | .913 | 161 |
| 3130A8Y80 | 227856 | 1010 | FHLB DEBENTURE .875 8-08-1 | 08/25/2016 | 4,995,000.00 | .875 | 08/08/2018 | 5,000,000.00 | .927 | 161 |
| LD18B0462 | 235154 | 3000 | BID OHIO | 02/07/2018 | 1,000,000.00 | 1.700 | 08/08/2018 | 1,000,000.00 | 1.700 | 161 |
| LD18B0421 | 235155 | 3000 | BID OHIO | 02/07/2018 | 5,000,000.00 | 1.700 | 08/08/2018 | 5,000,000.00 | 1.700 | 161 |
| LD18B0439 | 235156 | 3000 | BID OHIO | 02/07/2018 | 2,000,000.00 | 1.700 | 08/08/2018 | 2,000,000.00 | 1.700 | 161 |
| LD18B0447 | 235157 | 3000 | BID OHIO | 02/07/2018 | 3,000,000.00 | 1.700 | 08/08/2018 | 3,000,000.00 | 1.700 | 161 |
| LD18B0454 | 235158 | 3000 | BID OHIO | 02/07/2018 | 1,500,000.00 | 1.700 | 08/08/2018 | 1,500,000.00 | 1.700 | 161 |
| 084664BY6 | 223336 | 1030 | BERKSHIRE HATHAWAY INC | 07/16/2015 | 12,358,550.88 | 2.000 | 08/15/2018 | 12,168,000.00 | 1.478 | 168 |
| EC1700219 | 227748 | 3030 | STEVEN MYERS .150 8-15-18 | 08/15/2016 | 65,000.00 | .150 | 08/15/2018 | 65,000.00 | .150 | 168 |
| EC1700227 | 227749 | 3030 | FRANCIS FREDETTE .150 8-15 | 08/15/2016 | 138,390.00 | .150 | 08/15/2018 | 138,390.00 | .150 | 168 |
| EC1700235 | 227750 | 3030 | MATTHEW FLANNERY .150 8-1 | 08/15/2016 | 29,920.00 | .150 | 08/15/2018 | 29,920.00 | .150 | 168 |
| EC1700243 | 227751 | 3030 | JOHN & KAREN RUF .150 8-15 | 08/15/2016 | 79,000.00 | .150 | 08/15/2018 | 79,000.00 | .150 | 168 |
| EC1700250 | 227752 | 3030 | MARK BARNO .150 8-15-18 | 08/15/2016 | 179,718.00 | .150 | 08/15/2018 | 179,718.00 | .150 | 168 |
| EC1700268 | 227753 | 3030 | TODD BACON .150 8-15-18 | 08/15/2016 | 110,000.00 | .150 | 08/15/2018 | 110,000.00 | .150 | 168 |
| EC1700276 | 227754 | 3030 | KARA BEASLEY .150 8-15-18 | 08/15/2016 | 39,375.00 | .150 | 08/15/2018 | 39,375.00 | .150 | 168 |
| EC1700284 | 227778 | 3030 | JEREMY NIXON .150 8-17-18 | 08/17/2016 | 17,000.00 | .150 | 08/17/2018 | 17,000.00 | .150 | 170 |
| EC1700292 | 227779 | 3030 | ROBERT JOHNSON .150 8-17- | 08/17/2016 | 30,800.00 | .150 | 08/17/2018 | 30,800.00 | .150 | 170 |
| EC1700300 | 227780 | 3030 | DAVID & CYNTHIA .150 8-17-1 | 08/17/2016 | 236,680.00 | .150 | 08/17/2018 | 236,680.00 | .150 | 170 |
| EC1700318 | 227781 | 3030 | ELI RIEGLE .150 8-17-18 | 08/17/2016 | 72,500.00 | .150 | 08/17/2018 | 72,500.00 | .150 | 170 |
| EC1700326 | 227782 | 3030 | CHAD WHILDING .150 8-17-18 | 08/17/2016 | 210,000.00 | .150 | 08/17/2018 | 210,000.00 | .150 | 170 |
| EC1700334 | 227783 | 3030 | PHILIP-SHIRLEY Y .150 8-17-1 | 08/17/2016 | 102,500.00 | .150 | 08/17/2018 | 102,500.00 | .150 | 170 |
| EC1700342 | 227784 | 3030 | DAVID FRAGALE .150 8-17-18 | 08/17/2016 | 335,160.00 | .150 | 08/17/2018 | 335,160.00 | .150 | 170 |
| EC1700359 | 227817 | 3030 | SCOTT WIDEMANN .150 8-17- | 08/19/2016 | 350,000.00 | .150 | 08/17/2018 | 350,000.00 | .150 | 170 |
| EC1700367 | 227818 | 3030 | JAMES WIPARINA .150 8-17-1 | 08/19/2016 | 29,265.00 | .150 | 08/17/2018 | 29,265.00 | .150 | 170 |
| EC1700375 | 227819 | 3030 | ROBIN HOUCK .150 8-17-18 | 08/19/2016 | 75,000.00 | .150 | 08/17/2018 | 75,000.00 | .150 | 170 |
| EC1700383 | 227820 | 3030 | CHARLES LINDAMOO .150 8-1 | 08/19/2016 | 56,955.00 | .150 | 08/17/2018 | 56,955.00 | .150 | 170 |
| EC1700391 | 227821 | 3030 | SAMUEL HALL .150 8-17-18 | 08/19/2016 | 100,000.00 | .150 | 08/17/2018 | 100,000.00 | .150 | 170 |



Run Date: 3/1/2018 12:42:15 PM

Investments Outstanding As Of Date: 2/28/2018

INVENTORY BY MATURITY REPORT

| CUSIP | Investment # | Fund | Issuer | Purchase Date | Current Book | Current Rate | Maturity Date | Current Par | YTM | Days to Maturity |
|-----------|--------------|------|-----------------------------|---------------|---------------|--------------|---------------|---------------|-------|------------------|
| EC1700409 | 227822 | 3030 | RAYMOND L FORBES .150 8-1 | 08/19/2016 | 70,265.00 | .150 | 08/17/2018 | 70,265.00 | .150 | 170 |
| EC1700417 | 227823 | 3030 | BARBARA WOLFE BR .150 8-1 | 08/19/2016 | 100,000.00 | .150 | 08/17/2018 | 100,000.00 | .150 | 170 |
| EC1700425 | 227829 | 3030 | SCOTT ROBERTS .150 8-22-18 | 08/22/2016 | 50,000.00 | .150 | 08/22/2018 | 50,000.00 | .150 | 175 |
| EC1700433 | 227830 | 3030 | ERIC JENSEN .150 8-22-18 | 08/22/2016 | 97,170.00 | .150 | 08/22/2018 | 97,170.00 | .150 | 175 |
| EC1700441 | 227831 | 3030 | CAREY PUCKETT .150 8-22-18 | 08/22/2016 | 77,095.00 | .150 | 08/22/2018 | 77,095.00 | .150 | 175 |
| EC1700458 | 227832 | 3030 | STEVEN MARKOVICH .150 8-2 | 08/22/2016 | 115,665.00 | .150 | 08/22/2018 | 115,665.00 | .150 | 175 |
| EC1700466 | 227833 | 3030 | RONALD KIDD .150 8-22-18 | 08/22/2016 | 350,000.00 | .150 | 08/22/2018 | 350,000.00 | .150 | 175 |
| EC1700474 | 227834 | 3030 | JOSEPH CUSIMANO .150 8-22- | 08/22/2016 | 81,335.00 | .150 | 08/22/2018 | 81,335.00 | .150 | 175 |
| EC1700482 | 227835 | 3030 | MARY SHIELDS .150 8-22-18 | 08/22/2016 | 349,496.00 | .150 | 08/22/2018 | 349,496.00 | .150 | 175 |
| EC1700490 | 227889 | 3030 | JAMES WIGINGTON .150 8-24- | 08/26/2016 | 46,500.00 | .150 | 08/24/2018 | 46,500.00 | .150 | 177 |
| 3130A4DP4 | 224482 | 1010 | FHLB DEBENTURE | 10/20/2015 | 5,053,100.00 | 1.300 | 08/27/2018 | 5,000,000.00 | .922 | 180 |
| 912828RE2 | 218776 | 1020 | US TREASURY NOTE | 08/15/2014 | 25,156,250.00 | 1.500 | 08/31/2018 | 25,000,000.00 | 1.341 | 184 |
| 912828RE2 | 235132 | 1000 | T 1 1-2 08-31-18 | 02/06/2018 | 24,976,562.50 | 1.500 | 08/31/2018 | 25,000,000.00 | 1.668 | 184 |
| 3133EFCN5 | 223965 | 1010 | FFCB DEBENTURE | 09/14/2015 | 9,978,900.00 | 1.100 | 09/04/2018 | 10,000,000.00 | 1.172 | 188 |
| 14912L5T4 | 216405 | 1030 | CATERPILLAR FIN SERV CORP | 01/08/2014 | 5,093,550.00 | 2.450 | 09/06/2018 | 5,000,000.00 | 2.027 | 190 |
| 3133EGTH8 | 227951 | 1010 | FFCB DEBENTURE 1.030 9-06- | 09/06/2016 | 9,997,500.00 | 1.030 | 09/06/2018 | 10,000,000.00 | 1.043 | 190 |
| LD1700060 | 227962 | 3050 | ITHKICAN ENTERPR .150 9-06 | 09/06/2016 | 180,302.01 | .150 | 09/06/2018 | 180,302.01 | .150 | 190 |
| RE1700013 | 227971 | 3040 | WHITE DOVE MATTR .150 9-0 | 09/07/2016 | 550,000.00 | .150 | 09/07/2018 | 550,000.00 | .150 | 191 |
| EC1700508 | 227972 | 3030 | JOSEPH NAGY .150 9-07-18 | 09/07/2016 | 75,000.00 | .150 | 09/07/2018 | 75,000.00 | .150 | 191 |
| 912796NV7 | 234791 | 1000 | B 09-13-18 | 01/09/2018 | 24,721,696.18 | .000 | 09/13/2018 | 25,000,000.00 | 1.641 | 197 |
| 912796NV7 | 234797 | 1000 | B 09-13-18 | 01/10/2018 | 24,723,250.00 | .000 | 09/13/2018 | 25,000,000.00 | 1.638 | 197 |
| 3130A6AE7 | 224520 | 1010 | FHLB DEBENTURE | 10/22/2015 | 10,055,800.00 | 1.125 | 09/14/2018 | 10,000,000.00 | .929 | 198 |
| LD1700078 | 228053 | 3050 | MENKE BROS. CONS .150 9-14 | 09/16/2016 | 106,165.53 | .150 | 09/14/2018 | 106,165.53 | .150 | 198 |
| 3135GOYM9 | 220797 | 1010 | FNMA DEBENTURE | 02/06/2015 | 20,544,400.00 | 1.875 | 09/18/2018 | 20,000,000.00 | 1.105 | 202 |
| EC1700516 | 228084 | 3030 | DARL HARKLEROAD .150 9-20 | 09/20/2016 | 261,002.56 | .150 | 09/20/2018 | 261,002.56 | .150 | 204 |
| LD1700086 | 228146 | 3050 | TIMBERWOODS CAMP .150 9- | 09/27/2016 | 100,000.00 | .150 | 09/27/2018 | 100,000.00 | .150 | 211 |
| EC1700524 | 228147 | 3030 | VIRGINIA FOX .150 9-27-18 | 09/27/2016 | 181,895.00 | .150 | 09/27/2018 | 181,895.00 | .150 | 211 |
| EC1700532 | 228148 | 3030 | PETER CROWLEY .150 9-27-18 | 09/27/2016 | 204,332.70 | .150 | 09/27/2018 | 204,332.70 | .150 | 211 |
| EC1700540 | 228149 | 3030 | PAUL HICKS .150 9-27-18 | 09/27/2016 | 350,000.00 | .150 | 09/27/2018 | 350,000.00 | .150 | 211 |
| EC1700557 | 228150 | 3030 | DAVID MOES .150 9-27-18 | 09/27/2016 | 41,485.00 | .150 | 09/27/2018 | 41,485.00 | .150 | 211 |
| EC1700565 | 228151 | 3030 | ABIGAIL NORRIS T .150 9-27- | 09/27/2016 | 175,007.00 | .150 | 09/27/2018 | 175,007.00 | .150 | 211 |
| EC1700573 | 228153 | 3030 | JOSHUA SCHMIDT .150 9-27-1 | 09/27/2016 | 76,935.00 | .150 | 09/27/2018 | 76,935.00 | .150 | 211 |
| EC1700581 | 228154 | 3030 | JUSTIN AND KELLY .150 9-27- | 09/27/2016 | 135,000.00 | .150 | 09/27/2018 | 135,000.00 | .150 | 211 |



Run Date: 3/1/2018 12:42:15 PM

Investments Outstanding As Of Date: 2/28/2018

INVENTORY BY MATURITY REPORT

| CUSIP | Investment # | Fund | Issuer | Purchase Date | Current Book | Current Rate | Maturity Date | Current Par | YTM | Days to Maturity |
|-----------|--------------|------|-------------------------------|---------------|---------------|--------------|---------------|---------------|-------|------------------|
| EC1700599 | 228155 | 3030 | ROXANNE DUDLEY .150 9-27- | 09/27/2016 | 210,000.00 | .150 | 09/27/2018 | 210,000.00 | .150 | 211 |
| EC1700607 | 228156 | 3030 | COLIN VOGT .150 9-27-18 | 09/27/2016 | 189,000.00 | .150 | 09/27/2018 | 189,000.00 | .150 | 211 |
| EC1700615 | 228157 | 3030 | RENE MILLER .150 9-27-18 | 09/27/2016 | 350,000.00 | .150 | 09/27/2018 | 350,000.00 | .150 | 211 |
| 3130A7HV0 | 225714 | 1010 | FHLB DEBENTURE | 03/28/2016 | 7,496,250.00 | 1.125 | 09/28/2018 | 7,500,000.00 | 1.145 | 212 |
| EC1700623 | 228164 | 3030 | KELLY JONS .150 9-28-18 | 09/28/2016 | 125,000.00 | .150 | 09/28/2018 | 125,000.00 | .150 | 212 |
| EC1700631 | 228165 | 3030 | MATHEW WADE .150 9-28-18 | 09/28/2016 | 29,145.00 | .150 | 09/28/2018 | 29,145.00 | .150 | 212 |
| EC1700649 | 228166 | 3030 | KELLY GARRETT & .150 9-28-1 | 09/28/2016 | 213,605.00 | .150 | 09/28/2018 | 213,605.00 | .150 | 212 |
| EC1700656 | 228167 | 3030 | LORETTA ALFORD .150 9-28-1 | 09/28/2016 | 79,990.00 | .150 | 09/28/2018 | 79,990.00 | .150 | 212 |
| EC1700664 | 228168 | 3030 | THOMAS CADENHEAD .150 9- | 09/28/2016 | 309,344.00 | .150 | 09/28/2018 | 309,344.00 | .150 | 212 |
| EC1700672 | 228169 | 3030 | SUZANNE SERRATO .150 9-28- | 09/28/2016 | 150,000.00 | .150 | 09/28/2018 | 150,000.00 | .150 | 212 |
| EC1700680 | 228170 | 3030 | THOMAS DEWITT .150 9-28-1 | 09/28/2016 | 210,000.00 | .150 | 09/28/2018 | 210,000.00 | .150 | 212 |
| EC1700698 | 228171 | 3030 | MARVIN EILERMAN .150 9-28- | 09/28/2016 | 350,000.00 | .150 | 09/28/2018 | 350,000.00 | .150 | 212 |
| EC1700706 | 228172 | 3030 | MATTHEW CAWLEY .150 9-28- | 09/28/2016 | 245,000.00 | .150 | 09/28/2018 | 245,000.00 | .150 | 212 |
| LD1700094 | 228183 | 3050 | TEAMONE BEC LLC .150 9-28- | 09/28/2016 | 240,000.00 | .150 | 09/28/2018 | 240,000.00 | .150 | 212 |
| 912828RH5 | 216344 | 1020 | US TREASURY NOTE | 12/24/2013 | 24,750,000.00 | 1.375 | 09/30/2018 | 25,000,000.00 | 1.594 | 214 |
| 912828T42 | 235133 | 1000 | T O 3-4 09-30-18 | 02/06/2018 | 24,842,773.44 | .750 | 09/30/2018 | 25,000,000.00 | 1.733 | 214 |
| 3130A9AE1 | 228263 | 1010 | FHLB DEBENTURE .875 10-01- | 10/11/2016 | 9,991,000.00 | .875 | 10/01/2018 | 10,000,000.00 | .921 | 215 |
| LD1700102 | 228250 | 3050 | ITHKICAN ENTERPR .150 10-0 | 10/06/2016 | 68,906.99 | .150 | 10/05/2018 | 68,906.99 | .150 | 219 |
| EC1700714 | 228260 | 3030 | WENDY CLINE .150 10-05-18 | 10/07/2016 | 29,081.00 | .150 | 10/05/2018 | 29,081.00 | .150 | 219 |
| EC1700722 | 228262 | 3030 | ZACHARY PRICE .150 10-05-1 | 10/07/2016 | 60,000.00 | .150 | 10/05/2018 | 60,000.00 | .150 | 219 |
| LD1700110 | 228273 | 3050 | ELITE NATURESCAP .150 10-1 | 10/11/2016 | 213,000.00 | .150 | 10/11/2018 | 213,000.00 | .150 | 225 |
| LD1700128 | 228316 | 3050 | HJR NEWLON LLC .150 10-12- | 10/12/2016 | 224,008.29 | .150 | 10/12/2018 | 224,008.29 | .150 | 226 |
| 880591EQ1 | 218162 | 1010 | TVA DEBENTURE | 06/23/2014 | 10,061,300.00 | 1.750 | 10/15/2018 | 10,000,000.00 | 1.602 | 229 |
| 912828L81 | 227785 | 1020 | US TREASURY NOTE .875 10-1 | 08/18/2016 | 25,048,828.13 | .875 | 10/15/2018 | 25,000,000.00 | .783 | 229 |
| 3133EFJE8 | 224343 | 1010 | FFCB DEBENTURE | 10/19/2015 | 15,000,000.00 | 1.070 | 10/19/2018 | 15,000,000.00 | 1.070 | 233 |
| LD1700136 | 228388 | 3050 | PRINTEX INC .150 10-12-18 | 10/21/2016 | 251,301.50 | .150 | 10/19/2018 | 251,301.50 | .150 | 233 |
| LD1700144 | 228389 | 3050 | LISA BROWNING DD .150 10-1 | 10/21/2016 | 233,914.24 | .150 | 10/19/2018 | 233,914.24 | .150 | 233 |
| 89236TAY1 | 227597 | 1030 | TOYOTA MOTOR CRE 2.000 10 | 08/05/2016 | 10,207,600.00 | 2.000 | 10/24/2018 | 10,000,000.00 | 1.051 | 238 |
| EC1700730 | 228427 | 3030 | Todd Hunt .150 10-26-18 | 10/26/2016 | 70,000.00 | .150 | 10/26/2018 | 70,000.00 | .150 | 240 |
| EC1700748 | 228430 | 3030 | William Dusseau .150 10-26-1 | 10/26/2016 | 350,000.00 | .150 | 10/26/2018 | 350,000.00 | .150 | 240 |
| EC1700755 | 228431 | 3030 | Dennis Marvich .150 10-26-18 | 10/26/2016 | 95,040.00 | .150 | 10/26/2018 | 95,040.00 | .150 | 240 |
| EC1700763 | 228432 | 3030 | Jennifer Johnson .150 10-26-1 | 10/26/2016 | 347,200.00 | .150 | 10/26/2018 | 347,200.00 | .150 | 240 |
| EC1700771 | 228433 | 3030 | Jeffery Berg .150 10-26-18 | 10/26/2016 | 67,500.00 | .150 | 10/26/2018 | 67,500.00 | .150 | 240 |



Run Date: 3/1/2018 12:42:15 PM

Investments Outstanding As Of Date: 2/28/2018

INVENTORY BY MATURITY REPORT

| CUSIP | Investment # | Fund | Issuer | Purchase Date | Current Book | Current Rate | Maturity Date | Current Par | YTM | Days to Maturity |
|-----------|--------------|------|-----------------------------|---------------|---------------|--------------|---------------|---------------|-------|------------------|
| EC1700789 | 228434 | 3030 | David Snook .150 10-26-18 | 10/26/2016 | 92,765.00 | .150 | 10/26/2018 | 92,765.00 | .150 | 240 |
| EC1700797 | 228451 | 3030 | JESSE DICKERSON .150 10-26 | 10/27/2016 | 250,000.00 | .150 | 10/26/2018 | 250,000.00 | .150 | 240 |
| EC1700805 | 228452 | 3030 | LORNA WILLIAMSON .150 10- | 10/27/2016 | 119,960.00 | .150 | 10/26/2018 | 119,960.00 | .150 | 240 |
| EC1700813 | 228453 | 3030 | JERREL BLANKENSH .150 10-2 | 10/27/2016 | 64,500.00 | .150 | 10/26/2018 | 64,500.00 | .150 | 240 |
| EC1700821 | 228454 | 3030 | JOHN-DANEILLE GW .150 10-2 | 10/27/2016 | 206,696.00 | .150 | 10/26/2018 | 206,696.00 | .150 | 240 |
| EC1700839 | 228455 | 3030 | MICHAEL MCANGUS .150 10-2 | 10/27/2016 | 329,000.00 | .150 | 10/26/2018 | 329,000.00 | .150 | 240 |
| EC1700847 | 228456 | 3030 | MARY RUGGIERI .150 10-26-1 | 10/27/2016 | 96,464.55 | .150 | 10/26/2018 | 96,464.55 | .150 | 240 |
| EC1700854 | 228457 | 3030 | JOSEPH RAQUEPAW .150 10-2 | 10/27/2016 | 114,205.00 | .150 | 10/26/2018 | 114,205.00 | .150 | 240 |
| EC1700862 | 228458 | 3030 | BARBARA FRENCH .150 10-26- | 10/27/2016 | 133,380.00 | .150 | 10/26/2018 | 133,380.00 | .150 | 240 |
| EC1700870 | 228472 | 3030 | BENJAMIN BEDORE .150 10-2 | 10/28/2016 | 120,000.00 | .150 | 10/26/2018 | 120,000.00 | .150 | 240 |
| EC1700888 | 228473 | 3030 | RICHARD BROWN .150 10-26- | 10/28/2016 | 72,500.00 | .150 | 10/26/2018 | 72,500.00 | .150 | 240 |
| EC1700896 | 228474 | 3030 | MICHAEL FERDINAN .150 10-2 | 10/28/2016 | 25,000.00 | .150 | 10/26/2018 | 25,000.00 | .150 | 240 |
| EC1700904 | 228475 | 3030 | CHRISTOPHER MILN .150 10-2 | 10/28/2016 | 308,682.50 | .150 | 10/26/2018 | 308,682.50 | .150 | 240 |
| EC1700912 | 228476 | 3030 | CYNTHIA WINSLOW .150 10-2 | 10/28/2016 | 150,000.00 | .150 | 10/26/2018 | 150,000.00 | .150 | 240 |
| LD1700151 | 228477 | 3050 | VOSS BROTHERS SA .150 10-2 | 10/28/2016 | 400,000.00 | .150 | 10/26/2018 | 400,000.00 | .150 | 240 |
| 3136G2PF8 | 224413 | 1010 | FNMA DEBENTURE | 10/29/2015 | 9,996,100.00 | 1.125 | 10/29/2018 | 10,000,000.00 | 1.138 | 243 |
| 3136G2PF8 | 224519 | 1010 | FNMA DEBENTURE | 10/29/2015 | 5,000,000.00 | 1.125 | 10/29/2018 | 5,000,000.00 | 1.125 | 243 |
| 912828WD8 | 224000 | 1020 | US TREASURY NOTE | 09/15/2015 | 20,117,968.75 | 1.250 | 10/31/2018 | 20,000,000.00 | 1.058 | 245 |
| LD1700169 | 228490 | 3050 | JUST MIKES JERK .150 10-31- | 10/31/2016 | 37,897.11 | .150 | 10/31/2018 | 37,897.11 | .150 | 245 |
| 191216BF6 | 223545 | 1030 | COCA COLA COMPANY | 07/31/2015 | 6,360,068.80 | 1.650 | 11/01/2018 | 6,320,000.00 | 1.449 | 246 |
| LD1700177 | 228503 | 3050 | BENROTH ENTERPRI .150 11- | 11/01/2016 | 200,000.00 | .150 | 11/01/2018 | 200,000.00 | .150 | 246 |
| LD1700185 | 228504 | 3050 | 3B VENTURES LLC .150 11-01- | 11/01/2016 | 200,000.00 | .150 | 11/01/2018 | 200,000.00 | .150 | 246 |
| 594918BF0 | 226991 | 1030 | MICROSOFT CORP 1.300 11-0 | 06/10/2016 | 11,850,360.00 | 1.300 | 11/03/2018 | 11,775,000.00 | 1.029 | 248 |
| 69353RET1 | 228094 | 1030 | PNC BANK NA 1.800 11-05-1 | 09/23/2016 | 5,046,200.00 | 1.800 | 11/05/2018 | 5,000,000.00 | 1.355 | 250 |
| LD1700201 | 228586 | 3050 | 4-K TIRE INC .150 10-12-18 | 11/08/2016 | 341,177.01 | .150 | 11/08/2018 | 341,177.01 | .150 | 253 |
| LD1700193 | 228587 | 3050 | KIDS COUNT INC. .150 11-08- | 11/08/2016 | 23,326.50 | .150 | 11/08/2018 | 23,326.50 | .150 | 253 |
| EC1700920 | 228597 | 3030 | LARRY KLEILEIN .150 11-09-1 | 11/09/2016 | 163,541.00 | .150 | 11/09/2018 | 163,541.00 | .150 | 254 |
| EC1700938 | 228598 | 3030 | JOSEPH BROWNFIEL .150 11- | 11/09/2016 | 34,475.00 | .150 | 11/09/2018 | 34,475.00 | .150 | 254 |
| EC1700946 | 228599 | 3030 | MICHELLE HULL .150 11-09-18 | 11/09/2016 | 150,000.00 | .150 | 11/09/2018 | 150,000.00 | .150 | 254 |
| EC1700953 | 228600 | 3030 | CHARLES KURTH .150 11-09-1 | 11/09/2016 | 201,950.00 | .150 | 11/09/2018 | 201,950.00 | .150 | 254 |
| 91159HHE3 | 216674 | 1030 | US BANCORP | 02/18/2014 | 15,070,500.00 | 1.950 | 11/15/2018 | 15,000,000.00 | 1.846 | 260 |
| LD1700219 | 228672 | 3050 | MAZZULO ENTERPRI .150 11-1 | 11/17/2016 | 127,516.69 | .150 | 11/16/2018 | 127,516.69 | .150 | 261 |
| 3133EF3T2 | 226539 | 1010 | FFCB DEBENTURE .850 11-19- | 04/25/2016 | 4,982,300.00 | .850 | 11/19/2018 | 5,000,000.00 | .990 | 264 |



Run Date: 3/1/2018 12:42:15 PM

Investments Outstanding As Of Date: 2/28/2018

INVENTORY BY MATURITY REPORT

| CUSIP | Investment # | Fund | Issuer | Purchase Date | Current Book | Current Rate | Maturity Date | Current Par | YTM | Days to Maturity |
|-----------|--------------|------|--------------------------|---------------|---------------|--------------|---------------|---------------|-------|------------------|
| 3135G0YT4 | 224518 | 1010 | FNMA DEBENTURE | 10/22/2015 | 15,307,350.00 | 1.625 | 11/27/2018 | 15,000,000.00 | .952 | 272 |
| EC1700961 | 228741 | 3030 | JAMES VANSKY | 11/28/2016 | 68,890.00 | .150 | 11/28/2018 | 68,890.00 | .150 | 273 |
| EC1700987 | 228742 | 3030 | DANIELLE FLOSLER-LUSSIER | 11/28/2016 | 103,965.00 | .150 | 11/28/2018 | 103,965.00 | .150 | 273 |
| EC1700979 | 228743 | 3030 | JOHN TANSEY | 11/28/2016 | 350,000.00 | .150 | 11/28/2018 | 350,000.00 | .150 | 273 |
| EC1700995 | 228744 | 3030 | DAVID WHEELAND | 11/28/2016 | 314,762.84 | .150 | 11/28/2018 | 314,762.84 | .150 | 273 |
| EC1701001 | 228745 | 3030 | MICHAEL WHITE | 11/28/2016 | 350,000.00 | .150 | 11/28/2018 | 350,000.00 | .150 | 273 |
| EC1701019 | 228746 | 3030 | DOUGLAS TYO | 11/28/2016 | 105,000.00 | .150 | 11/28/2018 | 105,000.00 | .150 | 273 |
| EC1701027 | 228747 | 3030 | EDWARD HOAR | 11/28/2016 | 260,036.00 | .150 | 11/28/2018 | 260,036.00 | .150 | 273 |
| EC1701035 | 228758 | 3030 | DAVID NERONI | 11/29/2016 | 100,000.00 | .150 | 11/29/2018 | 100,000.00 | .150 | 274 |
| EC1701043 | 228759 | 3030 | JAMES WISEMAN | 11/29/2016 | 75,000.00 | .150 | 11/29/2018 | 75,000.00 | .150 | 274 |
| EC1701050 | 228760 | 3030 | LOIS BROWN | 11/29/2016 | 50,000.00 | .150 | 11/29/2018 | 50,000.00 | .150 | 274 |
| EC1701068 | 228761 | 3030 | BETTE KLEIN | 11/29/2016 | 75,000.00 | .150 | 11/29/2018 | 75,000.00 | .150 | 274 |
| EC1701084 | 228763 | 3030 | PATRICK BRAY | 11/29/2016 | 192,115.00 | .150 | 11/29/2018 | 192,115.00 | .150 | 274 |
| EC1701092 | 228764 | 3030 | THOMAS DAVID KNAPP | 11/29/2016 | 155,000.00 | .150 | 11/29/2018 | 155,000.00 | .150 | 274 |
| EC1701100 | 228765 | 3030 | ALAN KNOWLES | 11/29/2016 | 103,140.00 | .150 | 11/29/2018 | 103,140.00 | .150 | 274 |
| EC1701118 | 228766 | 3030 | ROGER BALLERINO | 11/29/2016 | 51,230.00 | .150 | 11/29/2018 | 51,230.00 | .150 | 274 |
| EC1701126 | 228767 | 3030 | PHILIP GROSS | 11/29/2016 | 350,000.00 | .150 | 11/29/2018 | 350,000.00 | .150 | 274 |
| EC1701134 | 228794 | 3030 | LARRY SLUSHER | 11/29/2016 | 67,500.00 | .150 | 11/29/2018 | 67,500.00 | .150 | 274 |
| 912828A34 | 219352 | 1020 | US TREASURY NOTE | 10/21/2014 | 10,014,843.75 | 1.250 | 11/30/2018 | 10,000,000.00 | 1.213 | 275 |
| EC1701142 | 228800 | 3030 | CAITLYN MARSHFIELD | 12/02/2016 | 62,350.00 | .150 | 11/30/2018 | 62,350.00 | .150 | 275 |
| LD1700227 | 228811 | 3050 | BATAVIA DAIRY QUEEN | 12/05/2016 | 114,000.00 | .150 | 12/05/2018 | 114,000.00 | .150 | 280 |
| EC1701159 | 228829 | 3030 | JAMES BRUMBAUGH | 12/07/2016 | 196,250.00 | .150 | 12/07/2018 | 196,250.00 | .150 | 282 |
| EC1701167 | 228840 | 3030 | RENEE WHITED | 12/08/2016 | 278,555.83 | .150 | 12/07/2018 | 278,555.83 | .150 | 282 |
| LD1700243 | 228857 | 3050 | CLOUSE ELECTRIC INC | 12/12/2016 | 260,349.41 | .150 | 12/12/2018 | 260,349.41 | .150 | 287 |
| 313376BR5 | 218296 | 1010 | FHLB DEBENTURE | 07/02/2014 | 15,023,265.50 | 1.750 | 12/14/2018 | 14,890,000.00 | 1.541 | 289 |
| EC1701175 | 228891 | 3030 | FAITH YODER | 12/15/2016 | 90,000.00 | .150 | 12/14/2018 | 90,000.00 | .150 | 289 |
| LD1700250 | 228903 | 3050 | BURREY INSURANCE AGENCY | 12/16/2016 | 400,000.00 | .150 | 12/14/2018 | 400,000.00 | .150 | 289 |
| EC1701191 | 228904 | 3030 | AUSTIN MEHL | 12/16/2016 | 60,000.00 | .150 | 12/14/2018 | 60,000.00 | .150 | 289 |
| EC1701183 | 228905 | 3030 | ASHFAQ AHMED | 12/16/2016 | 250,000.00 | .150 | 12/14/2018 | 250,000.00 | .150 | 289 |
| 931142DJ9 | 222968 | 1030 | WAL-MART STORES | 06/16/2015 | 7,278,851.84 | 1.950 | 12/15/2018 | 7,171,000.00 | 1.507 | 290 |
| 912828N22 | 225011 | 1020 | US TREASURY NOTE | 12/22/2015 | 9,992,187.50 | 1.250 | 12/15/2018 | 10,000,000.00 | 1.277 | 290 |
| EC1701209 | 228916 | 3030 | LAURA BLUEBAUGH | 12/19/2016 | 41,325.00 | .150 | 12/19/2018 | 41,325.00 | .150 | 294 |
| EC1701217 | 228917 | 3030 | EDWARD BOSE JR | 12/19/2016 | 178,500.00 | .150 | 12/19/2018 | 178,500.00 | .150 | 294 |



Run Date: 3/1/2018 12:42:15 PM

Investments Outstanding As Of Date: 2/28/2018

INVENTORY BY MATURITY REPORT

| CUSIP | Investment # | Fund | Issuer | Purchase Date | Current Book | Current Rate | Maturity Date | Current Par | YTM | Days to Maturity |
|-----------|--------------|------|----------------------------|---------------|---------------|--------------|---------------|---------------|-------|------------------|
| EC1701225 | 228918 | 3030 | STEPHEN FRANCIS | 12/19/2016 | 350,000.00 | .150 | 12/19/2018 | 350,000.00 | .150 | 294 |
| EC1701233 | 228919 | 3030 | ROBIN HORTH | 12/19/2016 | 106,250.00 | .150 | 12/19/2018 | 106,250.00 | .150 | 294 |
| EC1701241 | 228920 | 3030 | JASON MIKES | 12/19/2016 | 190,000.00 | .150 | 12/19/2018 | 190,000.00 | .150 | 294 |
| EC1701258 | 228921 | 3030 | SHELDON STUTZMAN | 12/19/2016 | 114,800.00 | .150 | 12/19/2018 | 114,800.00 | .150 | 294 |
| EC1701266 | 228922 | 3030 | PAUL SWEENEY | 12/19/2016 | 64,500.00 | .150 | 12/19/2018 | 64,500.00 | .150 | 294 |
| EC1701274 | 228923 | 3030 | JANICE WILSON | 12/19/2016 | 150,000.00 | .150 | 12/19/2018 | 150,000.00 | .150 | 294 |
| EC1701282 | 228924 | 3030 | JOSEPH ZIMMERMAN | 12/19/2016 | 31,405.00 | .150 | 12/19/2018 | 31,405.00 | .150 | 294 |
| EC1701290 | 228925 | 3030 | WENDY CLINE | 12/19/2016 | 174,486.00 | .150 | 12/19/2018 | 174,486.00 | .150 | 294 |
| EC1701308 | 228961 | 3030 | ROBERT CROWDER | 12/22/2016 | 74,165.00 | .150 | 12/21/2018 | 74,165.00 | .150 | 296 |
| EC1701316 | 228962 | 3030 | DOMINIC ESPOSITO | 12/22/2016 | 175,007.00 | .150 | 12/21/2018 | 175,007.00 | .150 | 296 |
| EC1701324 | 228963 | 3030 | SAM HAND | 12/22/2016 | 130,000.00 | .150 | 12/21/2018 | 130,000.00 | .150 | 296 |
| EC1701332 | 228964 | 3030 | WESLEY LEWIS | 12/22/2016 | 184,436.00 | .150 | 12/21/2018 | 184,436.00 | .150 | 296 |
| EC1701340 | 228965 | 3030 | JOSEPH LOVETT | 12/22/2016 | 350,000.00 | .150 | 12/21/2018 | 350,000.00 | .150 | 296 |
| EC1701357 | 228966 | 3030 | STEPHEN ROSHON | 12/22/2016 | 150,000.00 | .150 | 12/21/2018 | 150,000.00 | .150 | 296 |
| EC1701365 | 228967 | 3030 | CURTIS SCOTT | 12/22/2016 | 115,000.00 | .150 | 12/21/2018 | 115,000.00 | .150 | 296 |
| EC1701373 | 228968 | 3030 | DON SHAFER | 12/22/2016 | 197,050.00 | .150 | 12/21/2018 | 197,050.00 | .150 | 296 |
| EC1701381 | 228969 | 3030 | ANGELA SMITH | 12/22/2016 | 51,500.00 | .150 | 12/21/2018 | 51,500.00 | .150 | 296 |
| EC1701399 | 228982 | 3030 | PETER WALKER | 12/23/2016 | 47,299.75 | .150 | 12/21/2018 | 47,299.75 | .150 | 296 |
| EC1701407 | 228983 | 3030 | CHRISTOPHER STOLL | 12/23/2016 | 107,060.00 | .150 | 12/21/2018 | 107,060.00 | .150 | 296 |
| LD1700268 | 228991 | 3050 | TP TECH LLC | 12/27/2016 | 170,085.43 | .150 | 12/27/2018 | 170,085.43 | .150 | 302 |
| 3134G8TN9 | 226733 | 1010 | FHLMC MEDIUM TER 1.150 12 | 05/05/2016 | 9,112,922.00 | 1.150 | 12/28/2018 | 9,100,000.00 | 1.095 | 303 |
| LD1700276 | 229024 | 3050 | SADLER CORPORATION | 12/29/2016 | 100,000.00 | .150 | 12/28/2018 | 100,000.00 | .150 | 303 |
| 912828RY8 | 223894 | 1020 | US TREASURY NOTE | 09/01/2015 | 25,161,132.81 | 1.375 | 12/31/2018 | 25,000,000.00 | 1.177 | 306 |
| 912828U99 | 229011 | 1020 | T 1 1-4 12-31-18 | 01/03/2017 | 9,993,750.00 | 1.250 | 12/31/2018 | 10,000,000.00 | 1.282 | 306 |
| 912796PK9 | 234962 | 1000 | B 01-03-19 | 01/23/2018 | 24,589,713.54 | .000 | 01/03/2019 | 25,000,000.00 | 1.741 | 309 |
| 912796PK9 | 234991 | 1000 | B 01-03-19 | 01/24/2018 | 24,591,500.00 | .000 | 01/03/2019 | 25,000,000.00 | 1.738 | 309 |
| EC1701415 | 229067 | 3030 | MELISSA LAZUKA | 01/05/2017 | 121,575.00 | .150 | 01/04/2019 | 121,575.00 | .150 | 310 |
| LD1700284 | 229166 | 3050 | DEBANALE PRINTING INC | 01/11/2017 | 32,000.00 | .500 | 01/11/2019 | 32,000.00 | .500 | 317 |
| 94974BFQ8 | 216671 | 1030 | WELLS FARGO & CO | 02/14/2014 | 5,035,050.00 | 2.150 | 01/15/2019 | 5,000,000.00 | 2.000 | 321 |
| 94974BFQ8 | 227595 | 1030 | WELLS FARGO & CO 2.150 1-1 | 08/05/2016 | 9,467,361.04 | 2.150 | 01/15/2019 | 9,272,000.00 | 1.272 | 321 |
| LD1700292 | 229288 | 3050 | NAILS 90 NAILS & SPA LLC | 01/24/2017 | 341,496.20 | .150 | 01/24/2019 | 341,496.20 | .150 | 330 |
| EC1701423 | 229327 | 3030 | MARK ROGERS | 01/26/2017 | 200,195.00 | .150 | 01/25/2019 | 200,195.00 | .150 | 331 |
| EC1701522 | 229328 | 3030 | JAMES BURCHAM | 01/26/2017 | 74,750.00 | .150 | 01/25/2019 | 74,750.00 | .150 | 331 |



Run Date: 3/1/2018 12:42:15 PM

Investments Outstanding As Of Date: 2/28/2018

INVENTORY BY MATURITY REPORT

| CUSIP | Investment # | Fund | Issuer | Purchase Date | Current Book | Current Rate | Maturity Date | Current Par | YTM | Days to Maturity |
|-----------|--------------|------|----------------------------|---------------|---------------|--------------|---------------|---------------|-------|------------------|
| EC1701431 | 229329 | 3030 | LOUIS THOMPSON | 01/26/2017 | 350,000.00 | .150 | 01/25/2019 | 350,000.00 | .150 | 331 |
| EC1701530 | 229330 | 3030 | CHARLES WORKMAN | 01/26/2017 | 200,000.00 | .150 | 01/25/2019 | 200,000.00 | .150 | 331 |
| EC1701449 | 229331 | 3030 | MITCHELL CONN | 01/26/2017 | 109,700.00 | .150 | 01/25/2019 | 109,700.00 | .150 | 331 |
| EC1701548 | 229332 | 3030 | MELVIN JONES | 01/26/2017 | 111,500.00 | .150 | 01/25/2019 | 111,500.00 | .150 | 331 |
| EC1701456 | 229333 | 3030 | ADAM GERBER | 01/26/2017 | 80,000.00 | .150 | 01/25/2019 | 80,000.00 | .150 | 331 |
| EC1701555 | 229334 | 3030 | DEBORAH TANAKA | 01/26/2017 | 323,260.00 | .150 | 01/25/2019 | 323,260.00 | .150 | 331 |
| EC1701464 | 229335 | 3030 | MARGARET ANN GOODMAN | 01/26/2017 | 140,560.00 | .150 | 01/25/2019 | 140,560.00 | .150 | 331 |
| EC1701563 | 229336 | 3030 | SHAYNE HARVEY | 01/26/2017 | 276,500.00 | .150 | 01/25/2019 | 276,500.00 | .150 | 331 |
| EC1701472 | 229337 | 3030 | WILLIAM BURSLEY | 01/26/2017 | 24,900.00 | .150 | 01/25/2019 | 24,900.00 | .150 | 331 |
| EC1701571 | 229338 | 3030 | ANTHONY RYNO | 01/26/2017 | 350,000.00 | .150 | 01/25/2019 | 350,000.00 | .150 | 331 |
| EC1701480 | 229339 | 3030 | WILLIAM FOOTE | 01/26/2017 | 122,500.00 | .150 | 01/25/2019 | 122,500.00 | .150 | 331 |
| EC1701589 | 229340 | 3030 | JANE USHER | 01/26/2017 | 50,000.00 | .150 | 01/25/2019 | 50,000.00 | .150 | 331 |
| EC1701498 | 229341 | 3030 | PATRICIA LARSON | 01/26/2017 | 53,195.00 | .150 | 01/25/2019 | 53,195.00 | .150 | 331 |
| EC1701597 | 229342 | 3030 | DAVID KRALL | 01/26/2017 | 236,250.00 | .150 | 01/25/2019 | 236,250.00 | .150 | 331 |
| EC1701506 | 229343 | 3030 | RICKEY RULMAN | 01/26/2017 | 267,274.00 | .150 | 01/25/2019 | 267,274.00 | .150 | 331 |
| EC1701605 | 229344 | 3030 | RYAN LONG | 01/26/2017 | 245,000.00 | .150 | 01/25/2019 | 245,000.00 | .150 | 331 |
| EC1701514 | 229345 | 3030 | FRED WAGNER | 01/26/2017 | 51,575.00 | .150 | 01/25/2019 | 51,575.00 | .150 | 331 |
| EC1701613 | 229346 | 3030 | ROBERT KRAMB | 01/26/2017 | 75,000.00 | .150 | 01/25/2019 | 75,000.00 | .150 | 331 |
| 46625HJR2 | 216670 | 1030 | JP MORGAN CHASE & CO | 02/14/2014 | 10,028,100.00 | 2.350 | 01/28/2019 | 10,000,000.00 | 2.290 | 334 |
| 3135G0G31 | 224548 | 1010 | FNMA DEBENTURE | 10/29/2015 | 10,000,000.00 | 1.200 | 01/29/2019 | 10,000,000.00 | 1.200 | 335 |
| 3134G92B2 | 228019 | 1010 | FHLMC DEBENTURE .950 1-30 | 09/14/2016 | 14,985,000.00 | .950 | 01/30/2019 | 15,000,000.00 | .993 | 336 |
| 912828SD3 | 221891 | 1020 | US TREASURY NOTE | 04/17/2015 | 25,156,250.00 | 1.250 | 01/31/2019 | 25,000,000.00 | 1.081 | 337 |
| LD1700300 | 229422 | 3050 | J.A. MCMAHON INC. | 01/31/2017 | 400,000.00 | .500 | 01/31/2019 | 400,000.00 | .500 | 337 |
| LD1700318 | 229474 | 3050 | HOFFMANN GOTTFRIED MACK | 02/03/2017 | 328,926.34 | .500 | 02/01/2019 | 328,926.34 | .500 | 338 |
| LD1700326 | 229511 | 3050 | WON LEASING LLC. | 02/08/2017 | 138,494.50 | .150 | 02/08/2019 | 138,494.50 | .150 | 345 |
| LD1700334 | 229536 | 3050 | PREMIER INTEGRATION | 02/09/2017 | 96,523.85 | .150 | 02/08/2019 | 96,523.85 | .150 | 345 |
| 459200HT1 | 224247 | 1030 | IBM CORP | 09/29/2015 | 3,029,550.00 | 1.950 | 02/12/2019 | 3,000,000.00 | 1.648 | 349 |
| LD1700342 | 229573 | 3050 | VERDI S ITALIAN MRKT BELCI | 02/14/2017 | 209,177.09 | .150 | 02/14/2019 | 209,177.09 | .150 | 351 |
| 912828P53 | 227867 | 1020 | US TREASURY NOTE .750 2-15 | 08/26/2016 | 14,971,875.00 | .750 | 02/15/2019 | 15,000,000.00 | .827 | 352 |
| 912828P53 | 228236 | 1020 | US TREASURY NOTE .750 2-15 | 10/06/2016 | 9,960,937.50 | .750 | 02/15/2019 | 10,000,000.00 | .918 | 352 |
| 3133EFC96 | 225478 | 1010 | FFCB DEBENTURE | 02/19/2016 | 9,990,000.00 | 1.140 | 02/19/2019 | 10,000,000.00 | 1.174 | 356 |
| EC1701647 | 229654 | 3030 | TIMOTHY SNODGRASS | 02/21/2017 | 99,075.00 | .150 | 02/21/2019 | 99,075.00 | .150 | 358 |
| EC1701654 | 229656 | 3030 | BRYAN STORK | 02/21/2017 | 78,585.00 | .150 | 02/21/2019 | 78,585.00 | .150 | 358 |



Run Date: 3/1/2018 12:42:15 PM

Investments Outstanding As Of Date: 2/28/2018

INVENTORY BY MATURITY REPORT

| CUSIP | Investment # | Fund | Issuer | Purchase Date | Current Book | Current Rate | Maturity Date | Current Par | YTM | Days to Maturity |
|-----------|--------------|------|---------------------------|---------------|---------------|--------------|---------------|---------------|-------|------------------|
| EC1701670 | 229657 | 3030 | AMY HARRUFF | 02/21/2017 | 70,000.00 | .150 | 02/21/2019 | 70,000.00 | .150 | 358 |
| EC1701662 | 229659 | 3030 | ALLAN KING | 02/21/2017 | 266,000.00 | .150 | 02/21/2019 | 266,000.00 | .150 | 358 |
| EC1701688 | 229660 | 3030 | DOUGLAS EVANS | 02/21/2017 | 150,000.00 | .150 | 02/21/2019 | 150,000.00 | .150 | 358 |
| EC1701621 | 229662 | 3030 | CATHERINE SWAMI | 02/21/2017 | 117,845.00 | .500 | 02/21/2019 | 117,845.00 | .500 | 358 |
| EC1701639 | 229664 | 3030 | JASON KOUVARAS | 02/21/2017 | 75,000.00 | .500 | 02/21/2019 | 75,000.00 | .500 | 358 |
| 037833BQ2 | 227596 | 1030 | APPLE INC 1.700 2-22-19 | 08/05/2016 | 10,165,500.00 | 1.700 | 02/22/2019 | 10,000,000.00 | 1.040 | 359 |
| 713448DE5 | 227713 | 1030 | PEPSICO INC 1.500 2-22-19 | 08/16/2016 | 3,090,368.72 | 1.500 | 02/22/2019 | 3,053,000.00 | 1.006 | 359 |
| 02665WBA8 | 227852 | 1030 | AMERICAN HONDA F 1.700 2- | 08/26/2016 | 4,556,875.84 | 1.700 | 02/22/2019 | 4,496,000.00 | 1.147 | 359 |
| EC1701696 | 229695 | 3030 | SHANE BROOKE | 02/23/2017 | 200,000.00 | .500 | 02/22/2019 | 200,000.00 | .500 | 359 |
| EC1701704 | 229697 | 3030 | GEORGE GOLEY | 02/23/2017 | 41,275.00 | .150 | 02/22/2019 | 41,275.00 | .150 | 359 |
| EC1701712 | 229698 | 3030 | BJORN KEMPER | 02/23/2017 | 105,000.00 | .150 | 02/22/2019 | 105,000.00 | .150 | 359 |
| EC1701720 | 229700 | 3030 | CHRISTOPHER MCGEE | 02/23/2017 | 343,518.00 | .150 | 02/22/2019 | 343,518.00 | .150 | 359 |
| EC1701738 | 229702 | 3030 | JON & AMY RIGGS | 02/23/2017 | 169,054.60 | .150 | 02/22/2019 | 169,054.60 | .150 | 359 |
| EC1701746 | 229703 | 3030 | JON DURRENBERG | 02/23/2017 | 245,000.00 | .150 | 02/22/2019 | 245,000.00 | .150 | 359 |
| EC1701753 | 229705 | 3030 | JEREMY EVERDING | 02/23/2017 | 100,000.00 | .150 | 02/22/2019 | 100,000.00 | .150 | 359 |
| 3135G0J46 | 225444 | 1010 | FNMA DEBENTURE 1.25 | 02/26/2016 | 10,000,000.00 | 1.250 | 02/26/2019 | 10,000,000.00 | 1.250 | 363 |
| 3135G0J53 | 225693 | 1010 | FNMA DEBENTURE | 03/11/2016 | 9,959,600.00 | 1.000 | 02/26/2019 | 10,000,000.00 | 1.139 | 363 |
| EC1701761 | 229729 | 3030 | EDWARD GOEDDE | 02/27/2017 | 221,536.00 | .500 | 02/27/2019 | 221,536.00 | .500 | 364 |
| EC1701779 | 229730 | 3030 | MATTHEW SLOAT | 02/27/2017 | 252,000.00 | .500 | 02/27/2019 | 252,000.00 | .500 | 364 |
| EC1701787 | 229731 | 3030 | DAVID AND AMBER RADER | 02/27/2017 | 61,625.00 | .150 | 02/27/2019 | 61,625.00 | .150 | 364 |
| EC1701795 | 229732 | 3030 | STEVEN LAPE | 02/27/2017 | 73,785.00 | .500 | 02/27/2019 | 73,785.00 | .500 | 364 |
| 912828C24 | 216891 | 1020 | US TREASURY NOTE | 03/17/2014 | 24,945,312.50 | 1.500 | 02/28/2019 | 25,000,000.00 | 1.546 | 365 |
| LD1700359 | 229750 | 3050 | QUALITY PANEL LLC | 02/28/2017 | 51,287.00 | .500 | 02/28/2019 | 51,287.00 | .500 | 365 |
| LD1700367 | 229751 | 3050 | HOUSE OF ROSE N GARDEN | 02/28/2017 | 202,488.79 | .500 | 02/28/2019 | 202,488.79 | .500 | 365 |
| LD1700375 | 229784 | 3050 | OHIO CUSTOM DOOR LLC | 03/02/2017 | 138,307.00 | .500 | 03/01/2019 | 138,307.00 | .500 | 366 |
| LD1700383 | 229813 | 3050 | FABRIZIO and SHULTZ LLC | 03/03/2017 | 244,299.96 | .500 | 03/01/2019 | 244,299.96 | .500 | 366 |
| LD1700417 | 230174 | 3050 | SOUTHWOOD LUMBERandPAL | 03/29/2017 | 390,646.05 | .500 | 03/01/2019 | 390,646.05 | .500 | 366 |
| 3133782M2 | 218010 | 1010 | FHLB DEBENTURE | 06/06/2014 | 7,462,275.00 | 1.500 | 03/08/2019 | 7,500,000.00 | 1.610 | 373 |
| 313378QK0 | 218393 | 1010 | FHLB DEBENTURE | 07/14/2014 | 10,128,500.00 | 1.875 | 03/08/2019 | 10,000,000.00 | 1.587 | 373 |
| 19416QEF3 | 223616 | 1030 | COLGATE PALMOLIVE CO | 08/07/2015 | 11,720,515.40 | 1.750 | 03/15/2019 | 11,660,000.00 | 1.601 | 380 |
| 3133EDVK5 | 219667 | 1010 | FFCB DEBENTURE | 11/17/2014 | 10,063,800.00 | 1.750 | 03/18/2019 | 10,000,000.00 | 1.597 | 383 |
| LD1700391 | 230087 | 3050 | HUMBERT SANITARY SERVICE | 03/24/2017 | 90,011.81 | .150 | 03/22/2019 | 90,011.81 | .150 | 387 |
| EC1701803 | 230088 | 3030 | ROBERT KARL | 03/24/2017 | 85,182.50 | .500 | 03/22/2019 | 85,182.50 | .500 | 387 |



Run Date: 3/1/2018 12:42:15 PM

Investments Outstanding As Of Date: 2/28/2018

INVENTORY BY MATURITY REPORT

| CUSIP | Investment # | Fund | Issuer | Purchase Date | Current Book | Current Rate | Maturity Date | Current Par | YTM | Days to Maturity |
|-----------|--------------|------|----------------------------|---------------|---------------|--------------|---------------|---------------|-------|------------------|
| LD1700409 | 230101 | 3050 | PACKED FOR PARADISE INC | 03/27/2017 | 60,000.00 | .500 | 03/27/2019 | 60,000.00 | .500 | 392 |
| EC1701811 | 230102 | 3030 | JULIE JABLONOWSKI | 03/27/2017 | 189,000.00 | .500 | 03/27/2019 | 189,000.00 | .500 | 392 |
| EC1701829 | 230103 | 3030 | CARL MARLEY | 03/27/2017 | 328,440.00 | .500 | 03/27/2019 | 328,440.00 | .500 | 392 |
| EC1701837 | 230104 | 3030 | DREW STAFFORD | 03/27/2017 | 87,500.00 | .500 | 03/27/2019 | 87,500.00 | .500 | 392 |
| EC1701845 | 230105 | 3030 | TREVOR CASTO | 03/27/2017 | 50,000.00 | .500 | 03/27/2019 | 50,000.00 | .500 | 392 |
| EC1701852 | 230106 | 3030 | JASON CERVENEC | 03/27/2017 | 64,375.00 | .500 | 03/27/2019 | 64,375.00 | .500 | 392 |
| EC1701860 | 230107 | 3030 | MIKEL LYDY | 03/27/2017 | 92,347.05 | .150 | 03/27/2019 | 92,347.05 | .150 | 392 |
| EC1701878 | 230108 | 3030 | GREGORY HITZHUSEN | 03/27/2017 | 350,000.00 | .500 | 03/27/2019 | 350,000.00 | .500 | 392 |
| EC1701886 | 230109 | 3030 | GEORGE FERKINS | 03/27/2017 | 350,000.00 | .150 | 03/27/2019 | 350,000.00 | .150 | 392 |
| EC1701894 | 230110 | 3030 | LINDA ISSEL | 03/27/2017 | 223,930.00 | .150 | 03/27/2019 | 223,930.00 | .150 | 392 |
| RE1700021 | 230132 | 3040 | VILLAGE HARDWARE INC | 03/27/2017 | 213,622.38 | .150 | 03/27/2019 | 213,622.38 | .150 | 392 |
| 3134G8QE2 | 225694 | 1010 | FHLMC MEDIUM TERM NOTE | 03/29/2016 | 5,000,000.00 | 1.300 | 03/29/2019 | 5,000,000.00 | 1.300 | 394 |
| 912828C65 | 223324 | 1020 | US TREASURY NOTE | 07/13/2015 | 15,165,234.38 | 1.625 | 03/31/2019 | 15,000,000.00 | 1.320 | 396 |
| 912828C65 | 225010 | 1020 | US TREASURY NOTE | 12/22/2015 | 10,081,250.00 | 1.625 | 03/31/2019 | 10,000,000.00 | 1.370 | 396 |
| 46513CSG2 | 225996 | 1010 | ISRAEL BOND | 04/15/2016 | 7,500,000.00 | 2.140 | 04/01/2019 | 7,500,000.00 | 2.140 | 397 |
| 46513CTG1 | 225997 | 1010 | ISRAEL FLOATER | 04/15/2016 | 7,500,000.00 | 2.488 | 04/01/2019 | 7,500,000.00 | 2.488 | 397 |
| 46513XAT7 | 230150 | 1010 | ISRAEL BOND | 04/03/2017 | 11,200,000.00 | 2.110 | 04/01/2019 | 11,200,000.00 | 2.110 | 397 |
| LD1700425 | 230219 | 3050 | FLOHR MACHINE COMPANY | 04/03/2017 | 300,000.00 | .500 | 04/03/2019 | 300,000.00 | .500 | 399 |
| 3134G8TL3 | 225910 | 1010 | FHLMC MULTI STEP COUPON | 04/04/2016 | 5,955,000.00 | 1.250 | 04/04/2019 | 5,955,000.00 | 1.250 | 400 |
| 3134GAQM9 | 228220 | 1010 | FHLMC MEDIUM TER 1.020 4- | 10/05/2016 | 5,500,000.00 | 1.020 | 04/04/2019 | 5,500,000.00 | 1.020 | 400 |
| 3133EGJW6 | 227354 | 1010 | FFCB DEBENTURE 1.030 4-05- | 07/15/2016 | 6,993,000.00 | 1.030 | 04/05/2019 | 7,000,000.00 | 1.067 | 401 |
| LD1700433 | 230275 | 3050 | NATIONAL GRANITE LUXURIE | 04/05/2017 | 400,000.00 | .750 | 04/05/2019 | 400,000.00 | .750 | 401 |
| LD1700441 | 230287 | 3050 | THE DAAVLIN DISTRIBUTING | 04/06/2017 | 390,705.28 | .750 | 04/05/2019 | 390,705.28 | .750 | 401 |
| LD1700458 | 230305 | 3050 | LEADING EDGE DENTAL LABO | 04/07/2017 | 24,299.63 | .750 | 04/05/2019 | 24,299.63 | .750 | 401 |
| EC1701902 | 230319 | 3030 | CHRISTOPHER HARMON | 04/10/2017 | 45,000.00 | .750 | 04/10/2019 | 45,000.00 | .750 | 406 |
| LD1700466 | 230385 | 3050 | J&O PLASTICS INC. | 04/13/2017 | 400,000.00 | .750 | 04/12/2019 | 400,000.00 | .750 | 408 |
| 912828Q52 | 228469 | 1020 | US TREASURY NOTE .875 4-15 | 10/31/2016 | 9,975,781.25 | .875 | 04/15/2019 | 10,000,000.00 | .975 | 411 |
| 94974BFV7 | 217623 | 1030 | WELLS FARGO & CO | 04/28/2014 | 7,027,510.00 | 2.205 | 04/22/2019 | 7,000,000.00 | 1.886 | 418 |
| LD1700474 | 230952 | 3050 | THE MARQUARD COMPANY | 04/24/2017 | 313,000.00 | .750 | 04/24/2019 | 313,000.00 | .750 | 420 |
| 91159HHH6 | 217801 | 1030 | US BANCORP | 05/12/2014 | 8,957,672.00 | 2.200 | 04/25/2019 | 8,900,000.00 | 2.062 | 421 |
| 3134G8XP9 | 225940 | 1010 | FHLMC MEDIUM TERM NOTE | 04/26/2016 | 5,000,000.00 | 1.150 | 04/26/2019 | 5,000,000.00 | 1.150 | 422 |
| EC1701910 | 231036 | 3030 | KATHERINE HARALSON | 04/27/2017 | 67,402.45 | .750 | 04/26/2019 | 67,402.45 | .750 | 422 |
| EC1701928 | 231044 | 3030 | DUANE GRIFFAW | 04/27/2017 | 30,000.00 | .750 | 04/26/2019 | 30,000.00 | .750 | 422 |



Run Date: 3/1/2018 12:42:15 PM

Investments Outstanding As Of Date: 2/28/2018

INVENTORY BY MATURITY REPORT

| CUSIP | Investment # | Fund | Issuer | Purchase Date | Current Book | Current Rate | Maturity Date | Current Par | YTM | Days to Maturity |
|-----------|--------------|------|----------------------------|---------------|---------------|--------------|---------------|---------------|-------|------------------|
| EC1701936 | 231045 | 3030 | RYAN HELLWIG | 04/27/2017 | 250,495.00 | .750 | 04/26/2019 | 250,495.00 | .750 | 422 |
| EC1701944 | 231046 | 3030 | JONATHAN SABO | 04/27/2017 | 55,675.00 | .750 | 04/26/2019 | 55,675.00 | .750 | 422 |
| EC1701951 | 231047 | 3030 | MICHAEL APKING | 04/27/2017 | 29,375.00 | .750 | 04/26/2019 | 29,375.00 | .750 | 422 |
| EC1701969 | 231048 | 3030 | ROBERT MUELLER | 04/27/2017 | 276,500.00 | .750 | 04/26/2019 | 276,500.00 | .750 | 422 |
| EC1701977 | 231050 | 3030 | MATTHEW GARY | 04/27/2017 | 81,430.00 | .750 | 04/26/2019 | 81,430.00 | .750 | 422 |
| EC1701985 | 231051 | 3030 | DANNY YAHINI | 04/27/2017 | 90,704.70 | .750 | 04/26/2019 | 90,704.70 | .750 | 422 |
| 912828D23 | 222731 | 1020 | US TREASURY NOTE | 05/27/2015 | 15,186,328.13 | 1.625 | 04/30/2019 | 15,000,000.00 | 1.299 | 426 |
| 912828ST8 | 225563 | 1020 | US TREASURY NOTE | 02/25/2016 | 10,117,187.50 | 1.250 | 04/30/2019 | 10,000,000.00 | .875 | 426 |
| LD1700482 | 231259 | 3050 | ENVIROSCAPE ECM LTD | 05/04/2017 | 384,390.45 | .750 | 05/03/2019 | 384,390.45 | .750 | 429 |
| 037833AQ3 | 227020 | 1030 | APPLE INC 2.100 5-06-19 | 06/15/2016 | 9,240,431.68 | 2.100 | 05/06/2019 | 9,014,000.00 | 1.213 | 432 |
| LD1700490 | 231279 | 3050 | WRIGHT TIRE & AUTO LLC | 05/08/2017 | 200,000.00 | .750 | 05/08/2019 | 200,000.00 | .750 | 434 |
| LD1700508 | 231325 | 3050 | HICKORY LANE WELDING LTD | 05/09/2017 | 400,000.00 | .750 | 05/09/2019 | 400,000.00 | .750 | 435 |
| 459200JE2 | 227048 | 1030 | IBM CORP 1.800 5-17-19 | 06/20/2016 | 5,083,800.00 | 1.800 | 05/17/2019 | 5,000,000.00 | 1.211 | 443 |
| EC1701993 | 231543 | 3030 | DUSTIN GRIME | 05/25/2017 | 175,007.00 | .750 | 05/24/2019 | 175,007.00 | .750 | 450 |
| EC1702009 | 231544 | 3030 | MICHAEL WHITE | 05/25/2017 | 50,255.00 | .750 | 05/24/2019 | 50,255.00 | .750 | 450 |
| EC1702017 | 231545 | 3030 | JOHN RUMANCIK | 05/25/2017 | 73,970.00 | .750 | 05/24/2019 | 73,970.00 | .750 | 450 |
| EC1702025 | 231546 | 3030 | TRAVIS ANDERSON | 05/25/2017 | 175,854.00 | .750 | 05/24/2019 | 175,854.00 | .750 | 450 |
| EC1702033 | 231547 | 3030 | MICHAEL PETRAS | 05/25/2017 | 202,370.00 | .750 | 05/24/2019 | 202,370.00 | .750 | 450 |
| EC1702041 | 231548 | 3030 | CURTIS CHIPPS | 05/25/2017 | 259,539.00 | .750 | 05/24/2019 | 259,539.00 | .750 | 450 |
| EC1702058 | 231549 | 3030 | RYAN MCCARTHY | 05/25/2017 | 78,500.00 | .750 | 05/24/2019 | 78,500.00 | .750 | 450 |
| 3130A92Y6 | 227851 | 1010 | FHLB DEBENTURE 1.030 5-28- | 08/30/2016 | 10,000,000.00 | 1.030 | 05/28/2019 | 10,000,000.00 | 1.030 | 454 |
| 3137EADG1 | 224014 | 1010 | FHLMC DEBENTURE | 09/16/2015 | 10,125,900.00 | 1.750 | 05/30/2019 | 10,000,000.00 | 1.400 | 456 |
| EC1702066 | 231571 | 3030 | SARA CLARK | 05/30/2017 | 35,000.00 | .750 | 05/30/2019 | 35,000.00 | .750 | 456 |
| EC1702074 | 231572 | 3030 | WILLIAM BARWINSKI | 05/30/2017 | 175,007.00 | .750 | 05/30/2019 | 175,007.00 | .750 | 456 |
| EC1702082 | 231573 | 3030 | THOMAS GREENE | 05/30/2017 | 75,000.00 | .750 | 05/30/2019 | 75,000.00 | .750 | 456 |
| EC1702090 | 231574 | 3030 | ANDY LEE | 05/30/2017 | 115,400.00 | .750 | 05/30/2019 | 115,400.00 | .750 | 456 |
| EC1702108 | 231575 | 3030 | REED RICHMOND | 05/30/2017 | 75,000.00 | .750 | 05/30/2019 | 75,000.00 | .750 | 456 |
| EC1702116 | 231576 | 3030 | MARK PAVUK | 05/30/2017 | 181,986.42 | .750 | 05/30/2019 | 181,986.42 | .750 | 456 |
| LD1700516 | 231604 | 3050 | WING IT NORTH LLC | 05/30/2017 | 400,000.00 | .750 | 05/30/2019 | 400,000.00 | .750 | 456 |
| 912828WLO | 223852 | 1020 | US TREASURY NOTE | 08/26/2015 | 25,261,718.75 | 1.500 | 05/31/2019 | 25,000,000.00 | 1.214 | 457 |
| LD1700524 | 231625 | 3050 | ONLINE ENGINEERING CORP. | 06/02/2017 | 201,639.50 | .750 | 05/31/2019 | 201,639.50 | .750 | 457 |
| 46513G4K0 | 217934 | 1010 | ISRAEL BOND | 06/01/2014 | 15,000,000.00 | 3.060 | 06/01/2019 | 15,000,000.00 | 3.060 | 458 |
| 594918AC8 | 222587 | 1030 | MICROSOFT CORP | 05/19/2015 | 13,697,869.63 | 4.200 | 06/01/2019 | 12,413,000.00 | 1.543 | 458 |



Run Date: 3/1/2018 12:42:15 PM

Investments Outstanding As Of Date: 2/28/2018

INVENTORY BY MATURITY REPORT

| CUSIP | Investment # | Fund | Issuer | Purchase Date | Current Book | Current Rate | Maturity Date | Current Par | YTM | Days to Maturity |
|-----------|--------------|------|-----------------------------|---------------|---------------|--------------|---------------|---------------|-------|------------------|
| LD1700532 | 231643 | 3050 | J. MCCOY LUMBER CO. LTD | 06/05/2017 | 393,324.94 | .750 | 06/05/2019 | 393,324.94 | .750 | 462 |
| 3136G3AQ8 | 225597 | 1010 | FNMA DEBENTURE | 03/07/2016 | 15,000,000.00 | 1.320 | 06/07/2019 | 15,000,000.00 | 1.320 | 464 |
| 88579YAG6 | 223087 | 1030 | 3 M CO | 06/25/2015 | 4,979,900.00 | 1.625 | 06/15/2019 | 5,000,000.00 | 1.730 | 472 |
| 912828R85 | 227896 | 1020 | US TREASURY NOTE .875 6-15 | 08/30/2016 | 14,978,320.31 | .875 | 06/15/2019 | 15,000,000.00 | .927 | 472 |
| 3135G0ZE6 | 221582 | 1010 | FNMA DEBENTURE | 04/08/2015 | 10,196,100.00 | 1.750 | 06/20/2019 | 10,000,000.00 | 1.269 | 477 |
| 3135G0ZE6 | 223764 | 1010 | FNMA DEBENTURE | 08/18/2015 | 10,129,900.00 | 1.750 | 06/20/2019 | 10,000,000.00 | 1.401 | 477 |
| LD1700540 | 231848 | 3050 | EVERYDAY HOMECARE | 06/23/2017 | 201,301.03 | 1.000 | 06/21/2019 | 201,301.03 | 1.000 | 478 |
| EC1702124 | 231884 | 3030 | ERIC SCOTT | 06/27/2017 | 113,510.00 | 1.000 | 06/27/2019 | 113,510.00 | 1.000 | 484 |
| EC1702132 | 231885 | 3030 | STEPHEN LO | 06/27/2017 | 67,695.00 | 1.000 | 06/27/2019 | 67,695.00 | 1.000 | 484 |
| EC1702140 | 231886 | 3030 | ARNOLD ADLER II | 06/27/2017 | 67,880.00 | 1.000 | 06/27/2019 | 67,880.00 | 1.000 | 484 |
| EC1702157 | 231887 | 3030 | ZACHARY SWISHER | 06/27/2017 | 329,000.00 | 1.000 | 06/27/2019 | 329,000.00 | 1.000 | 484 |
| EC1702165 | 231888 | 3030 | JEREMY BIZJAK | 06/27/2017 | 83,750.00 | 1.000 | 06/27/2019 | 83,750.00 | 1.000 | 484 |
| LD1700557 | 231889 | 3050 | TOP OF THE VIADUCT RESTA | 06/27/2017 | 50,000.00 | 1.000 | 06/27/2019 | 50,000.00 | 1.000 | 484 |
| EC1702173 | 231890 | 3030 | PELAYO MONTOTO | 06/27/2017 | 53,300.00 | 1.000 | 06/27/2019 | 53,300.00 | 1.000 | 484 |
| EC1702181 | 231891 | 3030 | JOHN STORK | 06/27/2017 | 30,000.00 | 1.000 | 06/27/2019 | 30,000.00 | 1.000 | 484 |
| EC1702199 | 231892 | 3030 | NEIL SHARROW | 06/27/2017 | 69,000.00 | 1.000 | 06/27/2019 | 69,000.00 | 1.000 | 484 |
| EC1702207 | 231893 | 3030 | JOHN MARUNA | 06/27/2017 | 315,000.00 | 1.000 | 06/27/2019 | 315,000.00 | 1.000 | 484 |
| EC1702215 | 231895 | 3030 | MARGARETHA IZZO | 06/27/2017 | 111,390.00 | 1.000 | 06/27/2019 | 111,390.00 | 1.000 | 484 |
| EC1702223 | 231897 | 3030 | MATT WEDEL | 06/27/2017 | 166,135.00 | 1.000 | 06/27/2019 | 166,135.00 | 1.000 | 484 |
| EC1702231 | 231922 | 3030 | MICHAEL HENRY | 06/29/2017 | 136,385.80 | 1.000 | 06/28/2019 | 136,385.80 | 1.000 | 485 |
| EC1702249 | 231923 | 3030 | JESSICA RUSSELL | 06/29/2017 | 14,640.00 | 1.000 | 06/28/2019 | 14,640.00 | 1.000 | 485 |
| EC1702256 | 231924 | 3030 | JILL TALLEY | 06/29/2017 | 30,500.00 | 1.000 | 06/28/2019 | 30,500.00 | 1.000 | 485 |
| EC1702264 | 231927 | 3030 | MICHAEL PAMPANINI | 06/29/2017 | 96,125.00 | 1.000 | 06/28/2019 | 96,125.00 | 1.000 | 485 |
| EC1702272 | 231928 | 3030 | WILLIAM ELLIOTT | 06/29/2017 | 50,000.00 | 1.000 | 06/28/2019 | 50,000.00 | 1.000 | 485 |
| EC1702280 | 231929 | 3030 | BETTY MCGLONE | 06/29/2017 | 91,255.00 | 1.000 | 06/28/2019 | 91,255.00 | 1.000 | 485 |
| EC1702298 | 231930 | 3030 | TRACY INTIHAR | 06/29/2017 | 350,000.00 | 1.000 | 06/28/2019 | 350,000.00 | 1.000 | 485 |
| EC1702306 | 231931 | 3030 | ADAM SMITH | 06/29/2017 | 86,400.00 | 1.000 | 06/28/2019 | 86,400.00 | 1.000 | 485 |
| EC1702314 | 231932 | 3030 | JEFFREY DRAKE | 06/29/2017 | 185,451.00 | 1.000 | 06/28/2019 | 185,451.00 | 1.000 | 485 |
| 912828WS5 | 218410 | 1020 | US TREASURY NOTE | 07/15/2014 | 24,942,382.81 | 1.625 | 06/30/2019 | 25,000,000.00 | 1.674 | 487 |
| 589331AN7 | 227611 | 1030 | MERCK & CO INC 5.000 6-30-1 | 08/08/2016 | 14,429,965.80 | 5.000 | 06/30/2019 | 13,007,000.00 | 1.146 | 487 |
| 69353RDD7 | 223743 | 1030 | PNC BANK NA | 08/18/2015 | 10,038,000.00 | 2.250 | 07/02/2019 | 10,000,000.00 | 2.147 | 489 |
| 69353RDD7 | 223746 | 1030 | PNC BANK NA | 08/18/2015 | 5,018,800.00 | 2.250 | 07/02/2019 | 5,000,000.00 | 2.148 | 489 |
| 69353RDD7 | 230149 | 1030 | PNC 2 1-4 07-02-19 BKNT | 03/31/2017 | 3,156,429.60 | 2.250 | 07/02/2019 | 3,132,000.00 | 1.894 | 489 |



Run Date: 3/1/2018 12:42:15 PM

Investments Outstanding As Of Date: 2/28/2018

INVENTORY BY MATURITY REPORT

| CUSIP | Investment # | Fund | Issuer | Purchase Date | Current Book | Current Rate | Maturity Date | Current Par | YTM | Days to Maturity |
|-----------|--------------|------|----------------------------|---------------|---------------|--------------|---------------|---------------|-------|------------------|
| LD1800019 | 231947 | 3050 | Liberty Lanes LLC | 07/05/2017 | 17,861.12 | 1.000 | 07/05/2019 | 17,861.12 | 1.000 | 492 |
| LD1800035 | 231961 | 3050 | D A DECHELLIS DDS INC | 07/11/2017 | 123,087.98 | 1.000 | 07/11/2019 | 123,087.98 | 1.000 | 498 |
| EC1800019 | 231962 | 3030 | MICHAEL STONE | 07/11/2017 | 146,320.00 | 1.000 | 07/11/2019 | 146,320.00 | 1.000 | 498 |
| LD1800027 | 231963 | 3050 | DUBER AUTOMTIVE LLC | 07/11/2017 | 98,484.00 | 1.000 | 07/11/2019 | 98,484.00 | 1.000 | 498 |
| 912828S43 | 227623 | 1020 | US TREASURY NOTE .750 7-15 | 08/05/2016 | 14,994,726.56 | .750 | 07/15/2019 | 15,000,000.00 | .762 | 502 |
| 89236TBP9 | 224245 | 1030 | TOYOTA MOTOR CREDIT COR | 09/29/2015 | 5,029,100.00 | 2.125 | 07/18/2019 | 5,000,000.00 | 1.965 | 505 |
| 89236TBP9 | 227685 | 1030 | TOYOTA MOTOR CRE 2.125 7- | 08/12/2016 | 5,125,600.00 | 2.125 | 07/18/2019 | 5,000,000.00 | 1.250 | 505 |
| EC1800043 | 231977 | 3030 | ROBERT PUSHAY | 07/24/2017 | 100,965.00 | 1.000 | 07/24/2019 | 100,965.00 | 1.000 | 511 |
| EC1800050 | 231978 | 3030 | CHERYL HITCHCOCK | 07/24/2017 | 37,750.00 | 1.000 | 07/24/2019 | 37,750.00 | 1.000 | 511 |
| EC1800068 | 231979 | 3030 | MICHAEL SMUCKER | 07/24/2017 | 228,851.00 | 1.000 | 07/24/2019 | 228,851.00 | 1.000 | 511 |
| EC1800076 | 231980 | 3030 | KEIR SCHLATTER | 07/24/2017 | 69,920.00 | 1.000 | 07/24/2019 | 69,920.00 | 1.000 | 511 |
| EC1800084 | 231981 | 3030 | JENNIFER NELSON CARNEY | 07/24/2017 | 303,674.00 | 1.000 | 07/24/2019 | 303,674.00 | 1.000 | 511 |
| EC1800027 | 231982 | 3030 | ABEL HITTINGER | 07/24/2017 | 55,000.00 | 1.000 | 07/24/2019 | 55,000.00 | 1.000 | 511 |
| EC1800035 | 231983 | 3030 | BARBARA DIDRICHSEN | 07/24/2017 | 65,000.00 | 1.000 | 07/24/2019 | 65,000.00 | 1.000 | 511 |
| 3136G3D51 | 227556 | 1010 | FNMA DEBENTURE 1.250 7-26 | 07/29/2016 | 10,000,000.00 | 1.250 | 07/26/2019 | 10,000,000.00 | 1.250 | 513 |
| EC1800092 | 231985 | 3030 | GARY HUELSMAN | 07/27/2017 | 15,900.00 | 1.000 | 07/26/2019 | 15,900.00 | 1.000 | 513 |
| EC1800100 | 231986 | 3030 | CANDEE MORRIS | 07/27/2017 | 30,000.00 | 1.000 | 07/26/2019 | 30,000.00 | 1.000 | 513 |
| EC1800118 | 231987 | 3030 | DAVID GRUBER | 07/27/2017 | 90,000.00 | 1.000 | 07/26/2019 | 90,000.00 | 1.000 | 513 |
| EC1800126 | 231988 | 3030 | MARCUS MOORE | 07/27/2017 | 126,900.00 | 1.000 | 07/26/2019 | 126,900.00 | 1.000 | 513 |
| EC1800134 | 231989 | 3030 | APRIL QUEENER | 07/27/2017 | 24,225.00 | 1.000 | 07/26/2019 | 24,225.00 | 1.000 | 513 |
| EC1800142 | 231990 | 3030 | LUTHER WIREMAN | 07/27/2017 | 175,616.00 | 1.000 | 07/26/2019 | 175,616.00 | 1.000 | 513 |
| EC1800159 | 231991 | 3030 | JOHN TALLMADGE | 07/27/2017 | 117,365.00 | 1.000 | 07/26/2019 | 117,365.00 | 1.000 | 513 |
| 912828TH3 | 222862 | 1020 | US TREASURY NOTE | 06/04/2015 | 14,633,203.13 | .875 | 07/31/2019 | 15,000,000.00 | 1.484 | 518 |
| LD1800043 | 232011 | 3050 | BAVARIAN CATERING LTD | 08/03/2017 | 56,643.41 | 1.000 | 08/02/2019 | 56,643.41 | 1.000 | 520 |
| RE1800011 | 232016 | 3040 | DEAN AND PEGGY JOLLY | 08/04/2017 | 154,422.77 | .150 | 08/02/2019 | 154,422.77 | .150 | 520 |
| 36962G4D3 | 229190 | 1030 | GE 6 8-7-19 | 01/20/2017 | 5,535,200.00 | 6.000 | 08/07/2019 | 5,000,000.00 | 1.689 | 525 |
| 594918BN3 | 227900 | 1030 | MICROSOFT CORP 1.100 8-08- | 09/01/2016 | 4,991,050.00 | 1.100 | 08/08/2019 | 5,000,000.00 | 1.162 | 526 |
| EC1800167 | 232026 | 3030 | SCOTT ALLMAN | 08/10/2017 | 45,000.00 | 1.000 | 08/09/2019 | 45,000.00 | 1.000 | 527 |
| EC1800175 | 232027 | 3030 | PETER BRUGMANN | 08/10/2017 | 121,459.80 | 1.000 | 08/09/2019 | 121,459.80 | 1.000 | 527 |
| EC1800183 | 232030 | 3030 | STEPHEN MARTINEZ | 08/14/2017 | 280,000.00 | 1.000 | 08/14/2019 | 280,000.00 | 1.000 | 532 |
| 0258MODP1 | 222655 | 1030 | AMERICAN EXPRESS CREDIT C | 05/22/2015 | 10,108,900.00 | 2.250 | 08/15/2019 | 10,000,000.00 | 1.980 | 533 |
| 02665WAH4 | 227376 | 1030 | AMERICAN HONDA F 2.250 8- | 07/20/2016 | 5,145,300.00 | 2.250 | 08/15/2019 | 5,000,000.00 | 1.281 | 533 |
| LD1800050 | 232040 | 3050 | MIKE BIASSELLA INSURANCE L | 08/17/2017 | 214,416.53 | 1.000 | 08/16/2019 | 214,416.53 | 1.000 | 534 |



Run Date: 3/1/2018 12:42:15 PM

Investments Outstanding As Of Date: 2/28/2018

INVENTORY BY MATURITY REPORT

| CUSIP | Investment # | Fund | Issuer | Purchase Date | Current Book | Current Rate | Maturity Date | Current Par | YTM | Days to Maturity |
|-----------|--------------|------|----------------------------|---------------|---------------|--------------|---------------|---------------|-------|------------------|
| LD1800068 | 232043 | 3050 | FOUNTAIN VALLEY ENTERPRI | 08/21/2017 | 313,096.24 | 1.000 | 08/21/2019 | 313,096.24 | 1.000 | 539 |
| 3130A8ZX4 | 227771 | 1010 | FHLB DEBENTURE 1.250 8-22- | 08/22/2016 | 10,000,000.00 | 1.250 | 08/22/2019 | 10,000,000.00 | 1.250 | 540 |
| 3136G2ZR1 | 225479 | 1010 | FNMA DEBENTURE | 02/23/2016 | 15,000,000.00 | 1.200 | 08/23/2019 | 15,000,000.00 | 1.200 | 541 |
| 3135G0N90 | 227824 | 1010 | FNMA DEBENTURE 1.150 8-23 | 08/23/2016 | 7,500,000.00 | 1.150 | 08/23/2019 | 7,500,000.00 | 1.150 | 541 |
| 3135G0N90 | 227993 | 1010 | FNMA DEBENTURE 1.150 8-23 | 09/12/2016 | 9,995,000.00 | 1.150 | 08/23/2019 | 10,000,000.00 | 1.167 | 541 |
| 3136G2ZG5 | 225504 | 1010 | FNMA DEBENTURE | 02/26/2016 | 15,000,000.00 | 1.300 | 08/26/2019 | 15,000,000.00 | 1.300 | 544 |
| EC1800191 | 232046 | 3030 | SHARON BENNETT | 08/28/2017 | 258,391.00 | 1.000 | 08/28/2019 | 258,391.00 | 1.000 | 546 |
| EC1800209 | 232047 | 3030 | EVAN FRANK | 08/28/2017 | 71,030.00 | 1.000 | 08/28/2019 | 71,030.00 | 1.000 | 546 |
| EC1800217 | 232048 | 3030 | TIM SNIDER | 08/28/2017 | 143,255.00 | 1.000 | 08/28/2019 | 143,255.00 | 1.000 | 546 |
| EC1800225 | 232049 | 3030 | MICHAEL HUGHES | 08/28/2017 | 238,980.00 | 1.000 | 08/28/2019 | 238,980.00 | 1.000 | 546 |
| EC1800233 | 232050 | 3030 | NANCY PAHL | 08/28/2017 | 124,000.00 | 1.000 | 08/28/2019 | 124,000.00 | 1.000 | 546 |
| EC1800241 | 232051 | 3030 | LINDA DANNDNBRING | 08/28/2017 | 31,600.00 | 1.000 | 08/28/2019 | 31,600.00 | 1.000 | 546 |
| EC1800258 | 232052 | 3030 | KATHRYN FLINN | 08/28/2017 | 60,705.00 | 1.000 | 08/28/2019 | 60,705.00 | 1.000 | 546 |
| EC1800266 | 232053 | 3030 | CHRISTOPHER KEENER | 08/28/2017 | 65,295.00 | 1.000 | 08/28/2019 | 65,295.00 | 1.000 | 546 |
| EC1800274 | 232054 | 3030 | ANCREW OSBORNE | 08/28/2017 | 54,000.00 | 1.000 | 08/28/2019 | 54,000.00 | 1.000 | 546 |
| EC1800282 | 232055 | 3030 | DOROTHY CARMAN | 08/28/2017 | 58,740.00 | 1.000 | 08/28/2019 | 58,740.00 | 1.000 | 546 |
| EC1800290 | 232056 | 3030 | RICHARD NORRIS | 08/28/2017 | 25,000.00 | 1.000 | 08/28/2019 | 25,000.00 | 1.000 | 546 |
| EC1800308 | 232057 | 3030 | MELANIE HUDSON | 08/28/2017 | 176,036.00 | 1.000 | 08/28/2019 | 176,036.00 | 1.000 | 546 |
| 912828TN0 | 220723 | 1020 | US TREASURY NOTE | 02/03/2015 | 24,826,171.88 | 1.000 | 08/31/2019 | 25,000,000.00 | 1.157 | 549 |
| EC1800316 | 233605 | 3030 | WILLIAM E RITTERSHAUSEN | 09/06/2017 | 114,630.00 | 1.000 | 09/06/2019 | 114,630.00 | 1.000 | 555 |
| RE1800029 | 233653 | 3040 | SEMPLE SERVICE CENTER LLC | 09/11/2017 | 66,913.79 | .150 | 09/11/2019 | 66,913.79 | .150 | 560 |
| 3135G0ZG1 | 224262 | 1010 | FNMA DEBENTURE | 09/29/2015 | 10,174,700.00 | 1.750 | 09/12/2019 | 10,000,000.00 | 1.295 | 561 |
| 9128282G4 | 228602 | 1020 | US TREASURY NOTE .875 9-15 | 11/10/2016 | 9,957,812.50 | .875 | 09/15/2019 | 10,000,000.00 | 1.026 | 564 |
| 3130A6GD3 | 224003 | 1010 | FHLB DEBENTURE | 09/25/2015 | 11,250,000.00 | 1.500 | 09/25/2019 | 11,250,000.00 | 1.500 | 574 |
| EC1800340 | 233780 | 3030 | MELISSA BARTON | 09/25/2017 | 118,675.00 | 1.000 | 09/25/2019 | 118,675.00 | 1.000 | 574 |
| EC1800332 | 233781 | 3030 | WILLIAM ANDERSON | 09/25/2017 | 63,750.00 | 1.000 | 09/25/2019 | 63,750.00 | 1.000 | 574 |
| EC1800324 | 233782 | 3030 | SUSAN MOODY | 09/25/2017 | 153,970.00 | 1.000 | 09/25/2019 | 153,970.00 | 1.000 | 574 |
| EC1800399 | 233783 | 3030 | THOMAS REITZ | 09/25/2017 | 185,801.00 | 1.000 | 09/25/2019 | 185,801.00 | 1.000 | 574 |
| EC1800381 | 233784 | 3030 | NICOLE MARTIN | 09/25/2017 | 27,723.30 | 1.000 | 09/25/2019 | 27,723.30 | 1.000 | 574 |
| EC1800373 | 233785 | 3030 | DAMIAN DOTTERWEICH | 09/25/2017 | 82,210.00 | 1.000 | 09/25/2019 | 82,210.00 | 1.000 | 574 |
| EC1800365 | 233786 | 3030 | JESSICA PATRICH | 09/25/2017 | 45,300.00 | 1.000 | 09/25/2019 | 45,300.00 | 1.000 | 574 |
| EC1800357 | 233787 | 3030 | MICHAEL HOLDREN | 09/25/2017 | 182,000.00 | 1.000 | 09/25/2019 | 182,000.00 | 1.000 | 574 |
| 3133EGVJ1 | 228119 | 1010 | FFCB DEBENTURE 1.160 9-26- | 09/26/2016 | 9,992,500.00 | 1.160 | 09/26/2019 | 10,000,000.00 | 1.186 | 575 |



Run Date: 3/1/2018 12:42:15 PM

Investments Outstanding As Of Date: 2/28/2018

INVENTORY BY MATURITY REPORT

| CUSIP | Investment # | Fund | Issuer | Purchase Date | Current Book | Current Rate | Maturity Date | Current Par | YTM | Days to Maturity |
|-----------|--------------|------|----------------------------|---------------|---------------|--------------|---------------|---------------|-------|------------------|
| EC1800423 | 233827 | 3030 | STEVEN WILSON | 09/27/2017 | 308,854.00 | 1.000 | 09/27/2019 | 308,854.00 | 1.000 | 576 |
| EC1800415 | 233828 | 3030 | ANDREW REGRUT | 09/27/2017 | 201,693.55 | 1.000 | 09/27/2019 | 201,693.55 | 1.000 | 576 |
| EC1800407 | 233829 | 3030 | ROMANS SKUJINS | 09/27/2017 | 140,000.00 | 1.000 | 09/27/2019 | 140,000.00 | 1.000 | 576 |
| EC1800456 | 233830 | 3030 | TERRANCE SZABO | 09/27/2017 | 315,000.00 | 1.000 | 09/27/2019 | 315,000.00 | 1.000 | 576 |
| EC1800449 | 233831 | 3030 | RANDALL HANNA | 09/27/2017 | 79,785.00 | 1.000 | 09/27/2019 | 79,785.00 | 1.000 | 576 |
| EC1800431 | 233832 | 3030 | MICHAEL WEAVER | 09/27/2017 | 126,550.00 | 1.000 | 09/27/2019 | 126,550.00 | 1.000 | 576 |
| EC1800472 | 233833 | 3030 | LAWRENCE BUCCILLI | 09/27/2017 | 107,720.00 | 1.000 | 09/27/2019 | 107,720.00 | 1.000 | 576 |
| EC1800464 | 233834 | 3030 | ERIC BYROM | 09/27/2017 | 36,300.00 | 1.000 | 09/27/2019 | 36,300.00 | 1.000 | 576 |
| 912828F39 | 219263 | 1020 | US TREASURY NOTE | 10/15/2014 | 25,359,375.00 | 1.750 | 09/30/2019 | 25,000,000.00 | 1.448 | 579 |
| 912828TR1 | 225716 | 1020 | US TREASURY NOTE | 03/15/2016 | 9,915,625.00 | 1.000 | 09/30/2019 | 10,000,000.00 | 1.244 | 579 |
| 3136G4CZ4 | 228181 | 1010 | FNMA DEBENTURE 1.150 9-30 | 09/30/2016 | 10,000,000.00 | 1.150 | 09/30/2019 | 10,000,000.00 | 1.150 | 579 |
| 3130A6HC4 | 224228 | 1010 | FHLB DEBENTURE | 10/02/2015 | 10,000,000.00 | 1.450 | 10/02/2019 | 10,000,000.00 | 1.450 | 581 |
| 713448DJ4 | 233315 | 1030 | PEP 1.35 10-04-19 | 08/11/2017 | 1,991,200.00 | 1.350 | 10/04/2019 | 2,000,000.00 | 1.559 | 583 |
| 3133EGJY2 | 227255 | 1010 | FFCB DEBENTURE 1.140 10-07 | 07/08/2016 | 14,991,450.00 | 1.140 | 10/07/2019 | 15,000,000.00 | 1.158 | 586 |
| 3134G3P53 | 225530 | 1010 | FHLMC MEDIUM TERM NOTE | 02/22/2016 | 10,809,750.00 | 2.000 | 10/09/2019 | 10,500,000.00 | 1.168 | 588 |
| 912828T59 | 228562 | 1020 | US TREASURY NOTE 1.000 10- | 11/09/2016 | 10,004,687.50 | 1.000 | 10/15/2019 | 10,000,000.00 | .984 | 594 |
| EC1800555 | 234030 | 3030 | MICHAEL BEZOLD | 10/16/2017 | 93,740.00 | 1.000 | 10/16/2019 | 93,740.00 | 1.000 | 595 |
| EC1800548 | 234031 | 3030 | HELEN O CONNOR | 10/16/2017 | 59,950.00 | 1.000 | 10/16/2019 | 59,950.00 | 1.000 | 595 |
| EC1800522 | 234032 | 3030 | JOHN WOODIN | 10/16/2017 | 81,750.00 | 1.000 | 10/16/2019 | 81,750.00 | 1.000 | 595 |
| EC1800530 | 234033 | 3030 | NATHAN ZWILLING | 10/16/2017 | 196,000.00 | 1.000 | 10/16/2019 | 196,000.00 | 1.000 | 595 |
| EC1800514 | 234034 | 3030 | DANIEL COTTRELL | 10/16/2017 | 229,425.00 | 1.000 | 10/16/2019 | 229,425.00 | 1.000 | 595 |
| EC1800506 | 234035 | 3030 | BARRY MCDONALD | 10/16/2017 | 331,800.00 | 1.000 | 10/16/2019 | 331,800.00 | 1.000 | 595 |
| EC1800498 | 234036 | 3030 | DUANE-LORETTA DALLMAN | 10/16/2017 | 175,007.00 | 1.000 | 10/16/2019 | 175,007.00 | 1.000 | 595 |
| EC1800480 | 234037 | 3030 | BRIAN LIPOWSKI | 10/16/2017 | 350,000.00 | 1.000 | 10/16/2019 | 350,000.00 | 1.000 | 595 |
| EC1800563 | 234056 | 3030 | CAROL MERCER | 10/17/2017 | 100,000.00 | 1.000 | 10/16/2019 | 100,000.00 | 1.000 | 595 |
| EC1800571 | 234057 | 3030 | LINDA PHILLIPS | 10/17/2017 | 63,475.00 | 1.000 | 10/16/2019 | 63,475.00 | 1.000 | 595 |
| 89236TDH5 | 228506 | 1030 | TOYOTA MOTOR CRE 1.550 10 | 11/04/2016 | 9,630,197.20 | 1.550 | 10/18/2019 | 9,620,000.00 | 1.513 | 597 |
| LD1800076 | 234075 | 3050 | FRAZIE WEALTH MANAGEMEN | 10/18/2017 | 224,000.00 | 1.000 | 10/18/2019 | 224,000.00 | 1.000 | 597 |
| EC1800589 | 234090 | 3030 | ALLEN AND LISA PEEPLES | 10/19/2017 | 260,879.36 | 1.000 | 10/18/2019 | 260,879.36 | 1.000 | 597 |
| EC1800597 | 234091 | 3030 | JAMES R. MILLS | 10/19/2017 | 274,735.51 | 1.000 | 10/18/2019 | 274,735.51 | 1.000 | 597 |
| 48127HAA7 | 222866 | 1030 | JP MORGAN CHASE & CO | 06/08/2015 | 4,963,350.00 | 2.200 | 10/22/2019 | 5,000,000.00 | 2.377 | 601 |
| LD1800084 | 234181 | 3050 | CARDEN DOOR COMPANY | 10/24/2017 | 197,368.08 | 1.000 | 10/24/2019 | 197,368.08 | 1.000 | 603 |
| 3130A7QP3 | 226037 | 1010 | FHLB DEBENTURE 1.350 10-25 | 04/25/2016 | 4,997,850.00 | 1.350 | 10/25/2019 | 5,000,000.00 | 1.363 | 604 |



Run Date: 3/1/2018 12:42:15 PM

Investments Outstanding As Of Date: 2/28/2018

INVENTORY BY MATURITY REPORT

| CUSIP | Investment # | Fund | Issuer | Purchase Date | Current Book | Current Rate | Maturity Date | Current Par | YTM | Days to Maturity |
|-----------|--------------|------|---------------------------|---------------|---------------|--------------|---------------|---------------|-------|------------------|
| EC1800605 | 234221 | 3030 | SHERRI RAMEY | 10/25/2017 | 14,756.55 | 1.000 | 10/25/2019 | 14,756.55 | 1.000 | 604 |
| EC1800613 | 234222 | 3030 | JASON SMITH | 10/25/2017 | 68,400.00 | 1.000 | 10/25/2019 | 68,400.00 | 1.000 | 604 |
| 3134G8YF0 | 226073 | 1010 | FHLMC MEDIUM TER 1.200 10 | 04/28/2016 | 10,694,650.00 | 1.200 | 10/28/2019 | 10,700,000.00 | 1.215 | 607 |
| 3135G0J95 | 226557 | 1010 | FNMA DEBENTURE 1.350 10-2 | 04/28/2016 | 4,989,500.00 | 1.350 | 10/28/2019 | 5,000,000.00 | 1.412 | 607 |
| LD1800092 | 234247 | 3050 | EASTLAND CRANE SERVICE IN | 10/30/2017 | 85,390.83 | 1.000 | 10/30/2019 | 85,390.83 | 1.000 | 609 |
| 912828TV2 | 222616 | 1020 | US TREASURY NOTE | 05/19/2015 | 14,896,875.00 | 1.250 | 10/31/2019 | 15,000,000.00 | 1.410 | 610 |
| LD1800100 | 234263 | 3050 | A-DISPLAY SERVICE CORP | 11/01/2017 | 37,218.14 | 1.000 | 11/01/2019 | 37,218.14 | 1.000 | 611 |
| LD1800118 | 234291 | 3050 | OHIO TILE AND MARBLE CO | 11/06/2017 | 142,920.07 | 1.000 | 11/06/2019 | 142,920.07 | 1.000 | 616 |
| LD1800126 | 234329 | 3050 | FLEMING WISE SCHERER ORT | 11/09/2017 | 190,909.33 | 1.000 | 11/08/2019 | 190,909.33 | 1.000 | 618 |
| EC1800621 | 234346 | 3030 | PATRICK OBRIEN | 11/13/2017 | 100,000.00 | 1.000 | 11/13/2019 | 100,000.00 | 1.000 | 623 |
| EC1800639 | 234347 | 3030 | CHARLES KINSMAN | 11/13/2017 | 184,425.00 | 1.000 | 11/13/2019 | 184,425.00 | 1.000 | 623 |
| EC1800647 | 234348 | 3030 | JEFFREY FRENCH | 11/13/2017 | 28,388.00 | 1.000 | 11/13/2019 | 28,388.00 | 1.000 | 623 |
| EC1800654 | 234349 | 3030 | WITMER SYMMONDS | 11/13/2017 | 162,400.00 | 1.000 | 11/13/2019 | 162,400.00 | 1.000 | 623 |
| EC1800662 | 234350 | 3030 | DANNY CARNAHAN | 11/13/2017 | 177,941.40 | 1.000 | 11/13/2019 | 177,941.40 | 1.000 | 623 |
| EC1800670 | 234351 | 3030 | DOUGLAS WEARLY | 11/13/2017 | 98,400.00 | 1.000 | 11/13/2019 | 98,400.00 | 1.000 | 623 |
| EC1800688 | 234352 | 3030 | NATHAN ATTERHOLT | 11/13/2017 | 193,760.00 | 1.000 | 11/13/2019 | 193,760.00 | 1.000 | 623 |
| 166764AN0 | 223851 | 1030 | CHEVRON CORP | 08/28/2015 | 8,408,595.63 | 2.193 | 11/15/2019 | 8,319,000.00 | 1.925 | 625 |
| LD1800134 | 234397 | 3050 | MCFEELY LAWN CARE LLC | 11/16/2017 | 18,753.40 | 1.000 | 11/15/2019 | 18,753.40 | 1.000 | 625 |
| EC1800753 | 234398 | 3030 | MARY HUTTEN | 11/16/2017 | 104,362.95 | 1.000 | 11/15/2019 | 104,362.95 | 1.000 | 625 |
| EC1800746 | 234399 | 3030 | STEVEN ANDERSON | 11/16/2017 | 202,125.00 | 1.000 | 11/15/2019 | 202,125.00 | 1.000 | 625 |
| EC1800738 | 234400 | 3030 | SHRIJAY DALAL | 11/16/2017 | 105,125.00 | 1.000 | 11/15/2019 | 105,125.00 | 1.000 | 625 |
| EC1800720 | 234401 | 3030 | BRIAN FRANK | 11/16/2017 | 141,420.00 | 1.000 | 11/15/2019 | 141,420.00 | 1.000 | 625 |
| EC1800704 | 234402 | 3030 | RONALD DOZIER | 11/16/2017 | 120,095.00 | 1.000 | 11/15/2019 | 120,095.00 | 1.000 | 625 |
| EC1800712 | 234403 | 3030 | LINDA JULA | 11/16/2017 | 140,065.00 | 1.000 | 11/15/2019 | 140,065.00 | 1.000 | 625 |
| EC1800696 | 234404 | 3030 | WHITNEY BEATTY | 11/16/2017 | 88,750.00 | 1.000 | 11/15/2019 | 88,750.00 | 1.000 | 625 |
| LD1800142 | 234418 | 3050 | WALTZ ENTERPRISES LLC | 11/20/2017 | 221,028.92 | 1.000 | 11/20/2019 | 221,028.92 | 1.000 | 630 |
| EC1800761 | 234419 | 3030 | TODD CUNNINGHAM | 11/20/2017 | 238,700.00 | 1.000 | 11/20/2019 | 238,700.00 | 1.000 | 630 |
| EC1800779 | 234420 | 3030 | TRACY REDDING | 11/20/2017 | 188,356.00 | 1.000 | 11/20/2019 | 188,356.00 | 1.000 | 630 |
| EC1800787 | 234421 | 3030 | JONATHAN DARA SHADE | 11/20/2017 | 69,500.00 | 1.000 | 11/20/2019 | 69,500.00 | 1.000 | 630 |
| EC1800795 | 234422 | 3030 | MICHEAL SPARKS | 11/20/2017 | 31,175.00 | 1.000 | 11/20/2019 | 31,175.00 | 1.000 | 630 |
| EC1800803 | 234423 | 3030 | RYAN WILHELM | 11/20/2017 | 85,198.20 | 1.000 | 11/20/2019 | 85,198.20 | 1.000 | 630 |
| LD1800159 | 234444 | 3050 | SMITTYS CUSTOM AUTOMOTI | 11/22/2017 | 290,000.00 | 1.000 | 11/22/2019 | 290,000.00 | 1.000 | 632 |
| 3136G2YA9 | 225431 | 1010 | FNMA DEBENTURE | 02/26/2016 | 10,000,000.00 | 1.400 | 11/26/2019 | 10,000,000.00 | 1.400 | 636 |



Run Date: 3/1/2018 12:42:15 PM

Investments Outstanding As Of Date: 2/28/2018

INVENTORY BY MATURITY REPORT

| CUSIP | Investment # | Fund | Issuer | Purchase Date | Current Book | Current Rate | Maturity Date | Current Par | YTM | Days to Maturity |
|-----------|--------------|------|----------------------------|---------------|---------------|--------------|---------------|---------------|-------|------------------|
| LD1800167 | 234464 | 3050 | MITCHELL INVST INC DBA PAI | 11/27/2017 | 371,443.77 | 1.000 | 11/27/2019 | 371,443.77 | 1.000 | 637 |
| 912828UB4 | 228234 | 1020 | US TREASURY NOTE 1.000 11- | 10/06/2016 | 15,006,445.31 | 1.000 | 11/30/2019 | 15,000,000.00 | .986 | 640 |
| 3133EFRM1 | 224831 | 1010 | FFCB DEBENTURE | 12/02/2015 | 10,000,000.00 | 1.640 | 12/02/2019 | 10,000,000.00 | 1.640 | 642 |
| 478160BM5 | 223037 | 1030 | JOHNSON & JOHNSON | 06/22/2015 | 11,647,437.00 | 1.875 | 12/05/2019 | 11,650,000.00 | 1.880 | 645 |
| LD1800175 | 234507 | 3050 | MEGA PLASTICS CO | 12/05/2017 | 147,860.92 | 1.000 | 12/05/2019 | 147,860.92 | 1.000 | 645 |
| LD1800183 | 234521 | 3050 | TOMATKI INC DBA IGA | 12/06/2017 | 400,000.00 | 1.000 | 12/06/2019 | 400,000.00 | 1.000 | 646 |
| 36962G6P4 | 230173 | 1030 | GE 2.1 12-11-19 | 04/03/2017 | 3,019,590.00 | 2.100 | 12/11/2019 | 3,000,000.00 | 1.850 | 651 |
| EC1800886 | 234556 | 3030 | NATHAN HAUKE | 12/12/2017 | 77,607.35 | 1.000 | 12/12/2019 | 77,607.35 | 1.000 | 652 |
| EC1800878 | 234557 | 3030 | DOUGLAS MINK | 12/12/2017 | 175,315.00 | 1.000 | 12/12/2019 | 175,315.00 | 1.000 | 652 |
| EC1800860 | 234558 | 3030 | KEVIN RAMIREZ | 12/12/2017 | 85,500.00 | 1.000 | 12/12/2019 | 85,500.00 | 1.000 | 652 |
| EC1800852 | 234559 | 3030 | MARK FOSTER | 12/12/2017 | 287,000.00 | 1.000 | 12/12/2019 | 287,000.00 | 1.000 | 652 |
| EC1800845 | 234560 | 3030 | TRAVIS FLING | 12/12/2017 | 350,000.00 | 1.000 | 12/12/2019 | 350,000.00 | 1.000 | 652 |
| EC1800837 | 234561 | 3030 | DANIEL CHERAMIE | 12/12/2017 | 120,000.00 | 1.000 | 12/12/2019 | 120,000.00 | 1.000 | 652 |
| EC1800829 | 234562 | 3030 | LESLIE BEYER HERMSEN | 12/12/2017 | 341,005.00 | 1.000 | 12/12/2019 | 341,005.00 | 1.000 | 652 |
| EC1800811 | 234563 | 3030 | WILLIAM NEIDER | 12/12/2017 | 105,000.00 | 1.000 | 12/12/2019 | 105,000.00 | 1.000 | 652 |
| LD1800191 | 234568 | 3050 | RAMCO ELECTRIC MOTORS | 12/13/2017 | 400,000.00 | 1.000 | 12/13/2019 | 400,000.00 | 1.000 | 653 |
| EC1800969 | 234576 | 3030 | HOWARD ALLEN | 12/14/2017 | 75,000.00 | 1.000 | 12/13/2019 | 75,000.00 | 1.000 | 653 |
| EC1800944 | 234577 | 3030 | EDWARD MOSER | 12/14/2017 | 267,197.00 | 1.000 | 12/13/2019 | 267,197.00 | 1.000 | 653 |
| EC1800951 | 234578 | 3030 | LISA MIDDAUGH TRAUD | 12/14/2017 | 104,610.00 | 1.000 | 12/13/2019 | 104,610.00 | 1.000 | 653 |
| EC1800936 | 234579 | 3030 | MERYDETH TIPTON | 12/14/2017 | 105,585.00 | 1.000 | 12/13/2019 | 105,585.00 | 1.000 | 653 |
| EC1800910 | 234580 | 3030 | CRAIG STRAUB | 12/14/2017 | 50,000.00 | 1.000 | 12/13/2019 | 50,000.00 | 1.000 | 653 |
| EC1800902 | 234581 | 3030 | RONALD GARLAND | 12/14/2017 | 350,000.00 | 1.000 | 12/13/2019 | 350,000.00 | 1.000 | 653 |
| EC1800894 | 234582 | 3030 | GARY DECKARD | 12/14/2017 | 93,210.00 | 1.000 | 12/13/2019 | 93,210.00 | 1.000 | 653 |
| EC1800928 | 234583 | 3030 | JOHN AND NORTON ROBERTS | 12/14/2017 | 196,511.00 | 1.000 | 12/13/2019 | 196,511.00 | 1.000 | 653 |
| 912828U73 | 228946 | 1020 | T 1 3-8 12-15-19 | 12/22/2016 | 9,951,562.50 | 1.375 | 12/15/2019 | 10,000,000.00 | 1.542 | 655 |
| LD1800209 | 234602 | 3050 | ALLEN MILLER BUILDER | 12/18/2017 | 232,540.00 | 1.000 | 12/18/2019 | 232,540.00 | 1.000 | 658 |
| 3133EEM49 | 222730 | 1010 | FFCB DEBENTURE | 05/27/2015 | 10,024,600.00 | 1.600 | 12/20/2019 | 10,000,000.00 | 1.544 | 660 |
| LD1800217 | 234666 | 3050 | A J MECHANICAL SERVICES IN | 12/26/2017 | 72,816.32 | 1.250 | 12/26/2019 | 72,816.32 | 1.250 | 666 |
| 3136G3WU5 | 227157 | 1010 | FNMA DEBENTURE 1.150 12-3 | 06/30/2016 | 6,750,000.00 | 1.150 | 12/30/2019 | 6,750,000.00 | 1.150 | 670 |
| 3136G4BE2 | 228054 | 1010 | FNMA DEBENTURE 1.300 12-3 | 09/30/2016 | 15,000,000.00 | 1.300 | 12/30/2019 | 15,000,000.00 | 1.300 | 670 |
| 912828G95 | 220370 | 1020 | US TREASURY NOTE | 01/15/2015 | 40,656,250.00 | 1.625 | 12/31/2019 | 40,000,000.00 | 1.282 | 671 |
| 912828UF5 | 226533 | 1020 | US TREASURY NOTE 1.125 12- | 04/25/2016 | 9,990,625.00 | 1.125 | 12/31/2019 | 10,000,000.00 | 1.151 | 671 |
| LD1800225 | 234725 | 3050 | ENERGY POWER SERVICES | 01/03/2018 | 400,000.00 | 1.250 | 01/03/2020 | 400,000.00 | 1.250 | 674 |



Run Date: 3/1/2018 12:42:15 PM

Investments Outstanding As Of Date: 2/28/2018

INVENTORY BY MATURITY REPORT

| CUSIP | Investment # | Fund | Issuer | Purchase Date | Current Book | Current Rate | Maturity Date | Current Par | YTM | Days to Maturity |
|-----------|--------------|------|----------------------------|---------------|---------------|--------------|---------------|---------------|-------|------------------|
| LD1800233 | 234778 | 3050 | SHULTZ TRANSPORT INC | 01/08/2018 | 144,000.00 | 1.250 | 01/08/2020 | 144,000.00 | 1.250 | 679 |
| 3136G3JJ5 | 225982 | 1010 | FNMA DEBENTURE | 04/14/2016 | 15,000,000.00 | 1.360 | 01/14/2020 | 15,000,000.00 | 1.360 | 685 |
| 912828V31 | 229213 | 1020 | T 1 3-8 01-15-20 | 01/20/2017 | 19,914,062.50 | 1.375 | 01/15/2020 | 20,000,000.00 | 1.523 | 686 |
| LD1800241 | 234828 | 3050 | BOBCAT OF LIMA INC | 01/16/2018 | 400,000.00 | 1.250 | 01/16/2020 | 400,000.00 | 1.250 | 687 |
| 3135GOA78 | 225329 | 1010 | FNMA DEBENTURE | 02/02/2016 | 20,261,600.00 | 1.625 | 01/21/2020 | 20,000,000.00 | 1.286 | 692 |
| EC1801074 | 234914 | 3030 | KENNETH HESS | 01/22/2018 | 93,970.00 | 1.250 | 01/22/2020 | 93,970.00 | 1.250 | 693 |
| EC1801066 | 234915 | 3030 | VALERIE AND MICHAEL BEERB | 01/22/2018 | 200,000.00 | 1.250 | 01/22/2020 | 200,000.00 | 1.250 | 693 |
| EC1801041 | 234916 | 3030 | STEVEN & CYNTHIA FRASER | 01/22/2018 | 75,000.00 | 1.250 | 01/22/2020 | 75,000.00 | 1.250 | 693 |
| EC1801058 | 234917 | 3030 | MICHAEL DABBELT | 01/22/2018 | 167,500.00 | 1.250 | 01/22/2020 | 167,500.00 | 1.250 | 693 |
| EC1801033 | 234918 | 3030 | TERRY LUANN BROWN | 01/22/2018 | 71,750.00 | 1.250 | 01/22/2020 | 71,750.00 | 1.250 | 693 |
| EC1801017 | 234919 | 3030 | ALAN ACKROYD | 01/22/2018 | 210,000.00 | 1.250 | 01/22/2020 | 210,000.00 | 1.250 | 693 |
| EC1801025 | 234920 | 3030 | MICHAEL WADKOWSKI | 01/22/2018 | 70,000.00 | 1.250 | 01/22/2020 | 70,000.00 | 1.250 | 693 |
| EC1801009 | 234921 | 3030 | PHILIP LEPPLA | 01/22/2018 | 113,055.00 | 1.250 | 01/22/2020 | 113,055.00 | 1.250 | 693 |
| EC1800993 | 234922 | 3030 | MEENAL SHARKEY | 01/22/2018 | 252,000.00 | 1.250 | 01/22/2020 | 252,000.00 | 1.250 | 693 |
| EC1800985 | 234923 | 3030 | ROBIN THORNBURG | 01/22/2018 | 96,875.00 | 1.250 | 01/22/2020 | 96,875.00 | 1.250 | 693 |
| EC1800977 | 234924 | 3030 | ANDREW DEMAIN | 01/22/2018 | 108,750.00 | 1.250 | 01/22/2020 | 108,750.00 | 1.250 | 693 |
| LD1800258 | 235033 | 3050 | CLARKS GROCERY INC | 01/26/2018 | 179,186.67 | 1.250 | 01/24/2020 | 179,186.67 | 1.250 | 695 |
| LD1800266 | 235034 | 3050 | ADVANCED BUILDING RESTOR | 01/26/2018 | 32,400.00 | 1.250 | 01/24/2020 | 32,400.00 | 1.250 | 695 |
| 3136G2D20 | 220533 | 1010 | FNMA DEBENTURE | 01/30/2015 | 24,950,000.00 | 1.600 | 01/30/2020 | 25,000,000.00 | 1.642 | 701 |
| 912828H52 | 220722 | 1020 | US TREASURY NOTE | 02/03/2015 | 10,021,875.00 | 1.250 | 01/31/2020 | 10,000,000.00 | 1.205 | 702 |
| 912828H52 | 220739 | 1020 | US TREASURY NOTE | 02/04/2015 | 10,001,562.50 | 1.250 | 01/31/2020 | 10,000,000.00 | 1.247 | 702 |
| RE1800037 | 235097 | 3040 | ALPHA GROCERY COMPANY LL | 02/01/2018 | 406,706.84 | 1.250 | 01/31/2020 | 406,706.84 | 1.250 | 702 |
| LD1800274 | 235114 | 3050 | H&H MACHINE SHOP OF RAVE | 02/02/2018 | 283,360.00 | 1.250 | 01/31/2020 | 283,360.00 | 1.250 | 702 |
| 46513XL24 | 234994 | 1010 | ISRAEL BOND 2-1-2020 | 02/01/2018 | 12,800,000.00 | 2.570 | 02/01/2020 | 12,800,000.00 | 2.570 | 703 |
| 46513X5R7 | 234995 | 1010 | ISRAEL FLOATER 2-1-2020 | 02/01/2018 | 10,000,000.00 | 2.175 | 02/01/2020 | 10,000,000.00 | 2.175 | 703 |
| EC1801082 | 235125 | 3030 | RYAN LEEPER | 02/05/2018 | 104,340.00 | 1.250 | 02/05/2020 | 104,340.00 | 1.250 | 707 |
| LD1800282 | 235174 | 3050 | TRIBUTE CONTRACTING &CO | 02/09/2018 | 61,776.00 | 1.250 | 02/07/2020 | 61,776.00 | 1.250 | 709 |
| 693476BJ1 | 227793 | 1030 | PNC BANK NA 5.125 2-08-2 | 08/22/2016 | 5,586,950.00 | 5.125 | 02/08/2020 | 5,000,000.00 | 1.623 | 710 |
| 58933YAS4 | 223546 | 1030 | MERCK & CO INC | 07/31/2015 | 6,969,690.00 | 1.850 | 02/10/2020 | 7,000,000.00 | 1.950 | 712 |
| 594918AY0 | 223430 | 1030 | MICROSOFT CORP | 07/24/2015 | 3,779,844.26 | 1.850 | 02/12/2020 | 3,782,000.00 | 1.863 | 714 |
| 594918AY0 | 227428 | 1030 | MICROSOFT CORP 1.850 2-12- | 07/25/2016 | 5,634,648.80 | 1.850 | 02/12/2020 | 5,522,000.00 | 1.260 | 714 |
| 594918AY0 | 227429 | 1030 | MICROSOFT CORP 1.850 2-12- | 07/25/2016 | 5,103,100.00 | 1.850 | 02/12/2020 | 5,000,000.00 | 1.254 | 714 |
| EC1801140 | 235187 | 3030 | JON VINCENT | 02/12/2018 | 150,000.00 | 1.250 | 02/12/2020 | 150,000.00 | 1.250 | 714 |



Run Date: 3/1/2018 12:42:15 PM

Investments Outstanding As Of Date: 2/28/2018

INVENTORY BY MATURITY REPORT

| CUSIP | Investment # | Fund | Issuer | Purchase Date | Current Book | Current Rate | Maturity Date | Current Par | YTM | Days to Maturity |
|-----------|--------------|------|----------------------------|---------------|---------------|--------------|---------------|---------------|-------|------------------|
| EC1801132 | 235188 | 3030 | ARLENE BAILEY-ENFIO | 02/12/2018 | 35,375.00 | 1.250 | 02/12/2020 | 35,375.00 | 1.250 | 714 |
| EC1801124 | 235189 | 3030 | JOHN MEEK | 02/12/2018 | 196,280.00 | 1.250 | 02/12/2020 | 196,280.00 | 1.250 | 714 |
| EC1801116 | 235190 | 3030 | BARBARA SLAVINSKI | 02/12/2018 | 175,847.00 | 1.250 | 02/12/2020 | 175,847.00 | 1.250 | 714 |
| EC1801108 | 235191 | 3030 | WHITNEY BRANDHORST | 02/12/2018 | 105,000.00 | 1.250 | 02/12/2020 | 105,000.00 | 1.250 | 714 |
| EC1801090 | 235192 | 3030 | NICOLE CEPIN | 02/12/2018 | 106,800.00 | 1.250 | 02/12/2020 | 106,800.00 | 1.250 | 714 |
| LD1800290 | 235276 | 3050 | TAWA TREE MULCH DIVISION | 02/16/2018 | 250,000.00 | 1.250 | 02/14/2020 | 250,000.00 | 1.250 | 716 |
| LD1800308 | 235277 | 3050 | TAWA TRUCKING LLC | 02/16/2018 | 150,000.00 | 1.250 | 02/14/2020 | 150,000.00 | 1.250 | 716 |
| 3133EFZT7 | 225430 | 1010 | FFCB DEBENTURE | 02/24/2016 | 10,000,000.00 | 1.400 | 02/24/2020 | 10,000,000.00 | 1.400 | 726 |
| 912828J50 | 222941 | 1020 | US TREASURY NOTE | 06/10/2015 | 14,780,859.38 | 1.375 | 02/29/2020 | 15,000,000.00 | 1.698 | 731 |
| 912828UQ1 | 228667 | 1020 | US TREASURY NOTE 1.250 2-2 | 11/18/2016 | 14,945,507.81 | 1.250 | 02/29/2020 | 15,000,000.00 | 1.363 | 731 |
| 166764AR1 | 223683 | 1030 | CHEVRON CORP | 08/13/2015 | 4,950,000.00 | 1.961 | 03/03/2020 | 5,000,000.00 | 2.193 | 734 |
| 30231GAG7 | 223765 | 1030 | EXXON MOBIL CORPORATION | 08/20/2015 | 4,969,300.00 | 1.912 | 03/06/2020 | 5,000,000.00 | 2.054 | 737 |
| 24422ESW0 | 222732 | 1030 | JOHN DEERE CAPITAL CORP | 05/29/2015 | 10,040,600.00 | 2.050 | 03/10/2020 | 10,000,000.00 | 1.960 | 741 |
| 3133EFR25 | 225793 | 1010 | FFCB DEBENTURE | 03/23/2016 | 9,227,376.00 | 1.590 | 03/23/2020 | 9,220,000.00 | 1.569 | 754 |
| 3133EFR25 | 231855 | 1010 | FFCB 1.59 03-23-20 | 06/26/2017 | 4,997,950.00 | 1.590 | 03/23/2020 | 5,000,000.00 | 1.605 | 754 |
| 3134G8RP6 | 225810 | 1010 | FHLMC MEDIUM TERM NOTE | 03/30/2016 | 6,212,446.00 | 1.500 | 03/30/2020 | 6,205,000.00 | 1.469 | 761 |
| 3134G8TY5 | 225877 | 1010 | FHLMC MEDIUM TERM NOTE | 03/30/2016 | 10,000,000.00 | 1.420 | 03/30/2020 | 10,000,000.00 | 1.420 | 761 |
| 912828J84 | 222428 | 1020 | US TREASURY NOTE | 05/04/2015 | 9,959,375.00 | 1.375 | 03/31/2020 | 10,000,000.00 | 1.461 | 762 |
| 912828UV0 | 226633 | 1020 | US TREASURY NOTE 1.125 3-3 | 05/02/2016 | 9,993,750.00 | 1.125 | 03/31/2020 | 10,000,000.00 | 1.141 | 762 |
| 912828J84 | 228845 | 1020 | T 1 3-8 03-31-20 | 12/12/2016 | 9,967,968.75 | 1.375 | 03/31/2020 | 10,000,000.00 | 1.475 | 762 |
| 46513XGF1 | 230151 | 1010 | ISRAEL BOND | 04/03/2017 | 7,500,000.00 | 2.860 | 04/01/2020 | 7,500,000.00 | 2.860 | 763 |
| 46513XHFO | 230152 | 1010 | ISRAEL FLOATING RATE BOND | 04/03/2017 | 7,500,000.00 | 2.488 | 04/01/2020 | 7,500,000.00 | 2.488 | 763 |
| 46513XBF6 | 230153 | 1010 | ISRAEL BOND | 04/03/2017 | 10,000,000.00 | 2.460 | 04/01/2020 | 10,000,000.00 | 2.460 | 763 |
| 3133EGXN0 | 228180 | 1010 | FFCB DEBENTURE 1.240 4-06- | 10/06/2016 | 9,998,000.00 | 1.240 | 04/06/2020 | 10,000,000.00 | 1.246 | 768 |
| 3133EF2L0 | 226074 | 1010 | FFCB DEBENTURE 1.400 4-13- | 04/20/2016 | 9,992,000.00 | 1.400 | 04/13/2020 | 10,000,000.00 | 1.421 | 775 |
| 3130A8RW5 | 227410 | 1010 | FHLB DEBENTURE 1.300 4-21- | 07/21/2016 | 8,993,250.00 | 1.300 | 04/21/2020 | 9,000,000.00 | 1.321 | 783 |
| 3133EGNF8 | 227686 | 1010 | FFCB DEBENTURE 1.300 4-21- | 08/10/2016 | 10,997,800.00 | 1.300 | 04/21/2020 | 11,000,000.00 | 1.306 | 783 |
| 3136G2GR2 | 221724 | 1010 | FNMA DEBENTURE | 04/28/2015 | 10,000,000.00 | 1.500 | 04/28/2020 | 10,000,000.00 | 1.500 | 790 |
| 912828K58 | 222389 | 1020 | US TREASURY NOTE | 04/30/2015 | 4,985,546.88 | 1.375 | 04/30/2020 | 5,000,000.00 | 1.435 | 792 |
| 912828K58 | 222390 | 1020 | US TREASURY NOTE | 04/30/2015 | 4,993,750.00 | 1.375 | 04/30/2020 | 5,000,000.00 | 1.401 | 792 |
| 912828VA5 | 223419 | 1020 | US TREASURY NOTE | 07/21/2015 | 9,742,968.75 | 1.125 | 04/30/2020 | 10,000,000.00 | 1.687 | 792 |
| 912828VA5 | 226850 | 1020 | US TREASURY NOTE 1.125 4-3 | 05/19/2016 | 9,953,125.00 | 1.125 | 04/30/2020 | 10,000,000.00 | 1.247 | 792 |
| 713448CS5 | 227946 | 1030 | PEPSICO INC 1.850 4-30-20 | 09/08/2016 | 5,107,197.44 | 1.850 | 04/30/2020 | 5,024,000.00 | 1.382 | 792 |



Run Date: 3/1/2018 12:42:15 PM

Investments Outstanding As Of Date: 2/28/2018

INVENTORY BY MATURITY REPORT

| CUSIP | Investment # | Fund | Issuer | Purchase Date | Current Book | Current Rate | Maturity Date | Current Par | YTM | Days to Maturity |
|-----------|--------------|------|----------------------------|---------------|---------------|--------------|---------------|---------------|-------|------------------|
| 36962G2T0 | 222865 | 1030 | GENERAL ELECTRIC CAPITAL | 06/08/2015 | 5,754,900.00 | 5.550 | 05/04/2020 | 5,000,000.00 | 2.279 | 796 |
| 459200HM6 | 224871 | 1030 | IBM CORP | 12/07/2015 | 4,924,250.00 | 1.625 | 05/15/2020 | 5,000,000.00 | 1.983 | 807 |
| 313382ZC0 | 225389 | 1010 | FHLB DEBENTURE | 02/04/2016 | 4,997,900.00 | 1.500 | 05/15/2020 | 5,000,000.00 | 1.510 | 807 |
| 459200HM6 | 227256 | 1030 | IBM CORP 1.625 5-15-20 | 07/12/2016 | 7,114,870.00 | 1.625 | 05/15/2020 | 7,000,000.00 | 1.187 | 807 |
| 0258MODT3 | 222940 | 1030 | AMERICAN EXPRESS CREDIT C | 06/12/2015 | 9,932,800.00 | 2.375 | 05/26/2020 | 10,000,000.00 | 2.520 | 818 |
| 912828XE5 | 222828 | 1020 | US TREASURY NOTE | 06/03/2015 | 9,953,906.25 | 1.500 | 05/31/2020 | 10,000,000.00 | 1.596 | 823 |
| 912828XE5 | 223219 | 1020 | US TREASURY NOTE | 07/02/2015 | 9,918,750.00 | 1.500 | 05/31/2020 | 10,000,000.00 | 1.673 | 823 |
| 912828VF4 | 228681 | 1020 | US TREASURY NOTE | 11/21/2016 | 14,946,679.69 | 1.375 | 05/31/2020 | 15,000,000.00 | 1.479 | 823 |
| 69353REP9 | 222790 | 1030 | PNC FIN SERV GROUP | 06/03/2015 | 10,016,700.00 | 2.300 | 06/01/2020 | 10,000,000.00 | 2.264 | 824 |
| 313383HU8 | 225520 | 1010 | FHLB DEBENTURE | 02/19/2016 | 10,592,920.00 | 1.750 | 06/12/2020 | 10,400,000.00 | 1.306 | 835 |
| 3136G3CU7 | 225588 | 1010 | FNMA DEBENTURE | 03/15/2016 | 15,000,000.00 | 1.550 | 06/15/2020 | 15,000,000.00 | 1.550 | 838 |
| 3136G3DE2 | 225612 | 1010 | FNMA DEBENTURE | 03/15/2016 | 15,000,000.00 | 1.550 | 06/15/2020 | 15,000,000.00 | 1.550 | 838 |
| 3135G0D75 | 223822 | 1010 | FNMA DEBENTURE | 08/21/2015 | 9,952,600.00 | 1.500 | 06/22/2020 | 10,000,000.00 | 1.602 | 845 |
| 3135G0D75 | 224627 | 1010 | FNMA DEBENTURE | 11/03/2015 | 7,474,875.00 | 1.500 | 06/22/2020 | 7,500,000.00 | 1.575 | 845 |
| 46625HLW8 | 227358 | 1030 | JP MORGAN CHASE 2.750 6-23 | 07/19/2016 | 10,306,900.00 | 2.750 | 06/23/2020 | 10,000,000.00 | 1.935 | 846 |
| 912828VJ6 | 223953 | 1020 | US TREASURY NOTE | 09/09/2015 | 25,416,015.63 | 1.875 | 06/30/2020 | 25,000,000.00 | 1.515 | 853 |
| 912828XH8 | 229237 | 1020 | T 1 5-8 06-30-20 | 01/23/2017 | 9,985,156.25 | 1.625 | 06/30/2020 | 10,000,000.00 | 1.670 | 853 |
| 931142CU5 | 224975 | 1030 | WAL-MART STORES | 12/21/2015 | 9,809,257.50 | 3.625 | 07/08/2020 | 9,150,000.00 | 1.961 | 861 |
| 3133EGLF0 | 227464 | 1010 | FFCB DEBENTURE 1.290 7-13- | 07/25/2016 | 8,429,799.00 | 1.290 | 07/13/2020 | 8,445,000.00 | 1.337 | 866 |
| 94974BGM6 | 224275 | 1030 | WELLS FARGO & CO | 10/02/2015 | 5,066,500.00 | 2.600 | 07/22/2020 | 5,000,000.00 | 2.306 | 875 |
| 46625HHS2 | 224283 | 1030 | JP MORGAN CHASE & CO | 10/05/2015 | 5,414,600.00 | 4.400 | 07/22/2020 | 5,000,000.00 | 2.552 | 875 |
| 3136G3H73 | 227463 | 1010 | FNMA DEBENTURE 1.375 7-27 | 07/27/2016 | 7,065,000.00 | 1.375 | 07/27/2020 | 7,065,000.00 | 1.375 | 880 |
| 458140AQ3 | 223496 | 1030 | INTEL CORP | 07/29/2015 | 10,038,900.00 | 2.450 | 07/29/2020 | 10,000,000.00 | 2.367 | 882 |
| 912828VP2 | 224615 | 1020 | US TREASURY NOTE | 11/02/2015 | 15,328,125.00 | 2.000 | 07/31/2020 | 15,000,000.00 | 1.520 | 884 |
| 912828VP2 | 224950 | 1020 | US TREASURY NOTE | 12/16/2015 | 5,070,872.90 | 2.000 | 07/31/2020 | 5,000,000.00 | 1.680 | 884 |
| 912828XM7 | 229845 | 1020 | T 1 5-8 07-31-20 | 03/08/2017 | 9,960,156.25 | 1.625 | 07/31/2020 | 10,000,000.00 | 1.746 | 884 |
| 88579YAQ4 | 231238 | 1030 | MMM 2 08-07-20 MTN | 05/08/2017 | 5,040,950.00 | 2.000 | 08/07/2020 | 5,000,000.00 | 1.739 | 891 |
| 88579YAQ4 | 231673 | 1030 | MMM 2 08-07-20 MTN | 06/13/2017 | 11,769,953.80 | 2.000 | 08/07/2020 | 11,660,000.00 | 1.691 | 891 |
| 3136G4NZ2 | 233451 | 1010 | FNMA 1.7 08-10-20 | 08/23/2017 | 10,012,500.00 | 1.700 | 08/10/2020 | 10,000,000.00 | 1.657 | 894 |
| 3136G2Y27 | 225385 | 1010 | FNMA DEBENTURE | 02/24/2016 | 10,000,000.00 | 1.450 | 08/24/2020 | 10,000,000.00 | 1.450 | 908 |
| 3135G0N66 | 227961 | 1010 | FNMA DEBENTURE 1.400 8-24 | 09/07/2016 | 12,496,250.00 | 1.400 | 08/24/2020 | 12,500,000.00 | 1.408 | 908 |
| 912828VV9 | 224593 | 1020 | US TREASURY NOTE | 10/29/2015 | 10,342,968.75 | 2.125 | 08/31/2020 | 10,000,000.00 | 1.389 | 915 |
| 912828VV9 | 224679 | 1020 | US TREASURY NOTE | 11/06/2015 | 10,217,187.50 | 2.125 | 08/31/2020 | 10,000,000.00 | 1.654 | 915 |



Run Date: 3/1/2018 12:42:15 PM

Investments Outstanding As Of Date: 2/28/2018

INVENTORY BY MATURITY REPORT

| CUSIP | Investment # | Fund | Issuer | Purchase Date | Current Book | Current Rate | Maturity Date | Current Par | YTM | Days to Maturity |
|-----------|--------------|------|----------------------------|---------------|---------------|--------------|---------------|---------------|-------|------------------|
| 912828L32 | 228468 | 1020 | US TREASURY NOTE 1.375 8-3 | 10/31/2016 | 15,080,859.38 | 1.375 | 08/31/2020 | 15,000,000.00 | 1.230 | 915 |
| 3133EHWQ2 | 233539 | 1010 | FFCB 1.68 09-01-20 | 09/01/2017 | 5,100,000.00 | 1.680 | 09/01/2020 | 5,100,000.00 | 1.680 | 916 |
| 3133EGTM7 | 227994 | 1010 | FFCB DEBENTURE 1.375 9-08- | 09/12/2016 | 12,495,625.00 | 1.375 | 09/08/2020 | 12,500,000.00 | 1.384 | 923 |
| 3133XD4P3 | 227128 | 1010 | FHLB DEBENTURE 4.625 9-11- | 06/24/2016 | 5,719,103.25 | 4.625 | 09/11/2020 | 5,025,000.00 | 1.249 | 926 |
| 02665WAZ4 | 224192 | 1030 | AMERICAN HONDA FINANCE C | 09/25/2015 | 5,013,400.00 | 2.450 | 09/24/2020 | 5,000,000.00 | 2.393 | 939 |
| 02665WAZ4 | 231480 | 1030 | HNDA 2.45 09-24-20 MTN | 05/25/2017 | 5,073,850.00 | 2.450 | 09/24/2020 | 5,000,000.00 | 1.989 | 939 |
| 3136G4AU7 | 228020 | 1010 | FNMA DEBENTURE 1.430 9-29 | 09/29/2016 | 15,000,000.00 | 1.430 | 09/29/2020 | 15,000,000.00 | 1.430 | 944 |
| 912828L65 | 224642 | 1020 | US TREASURY NOTE | 11/04/2015 | 14,862,890.62 | 1.375 | 09/30/2020 | 15,000,000.00 | 1.569 | 945 |
| 912828L65 | 224696 | 1020 | US TREASURY NOTE | 11/09/2015 | 9,828,125.00 | 1.375 | 09/30/2020 | 10,000,000.00 | 1.743 | 945 |
| 3130A7JB2 | 225680 | 1010 | FHLB DEBENTURE | 03/30/2016 | 8,666,325.00 | 1.450 | 09/30/2020 | 8,675,000.00 | 1.473 | 945 |
| 3134G9E78 | 227171 | 1010 | FHLMC MEDIUM TER 1.280 9- | 06/30/2016 | 10,000,000.00 | 1.280 | 09/30/2020 | 10,000,000.00 | 1.280 | 945 |
| 912828L65 | 229601 | 1020 | T 1 3-8 09-30-20 | 02/17/2017 | 9,878,906.25 | 1.375 | 09/30/2020 | 10,000,000.00 | 1.722 | 945 |
| 594918AH7 | 224263 | 1030 | MICROSOFT CORP | 10/01/2015 | 7,899,075.00 | 3.000 | 10/01/2020 | 7,500,000.00 | 1.880 | 946 |
| 3133EGXX8 | 228237 | 1010 | FFCB DEBENTURE 1.340 10-13 | 10/13/2016 | 9,984,000.00 | 1.340 | 10/13/2020 | 10,000,000.00 | 1.381 | 958 |
| 713448DC9 | 224435 | 1030 | PEPSICO INC | 10/19/2015 | 5,037,200.00 | 2.150 | 10/14/2020 | 5,000,000.00 | 1.992 | 959 |
| 713448DC9 | 224695 | 1030 | PEPSICO INC | 11/12/2015 | 9,955,900.00 | 2.150 | 10/14/2020 | 10,000,000.00 | 2.245 | 959 |
| 3133EGMM4 | 227351 | 1010 | FFCB DEBENTURE 1.375 10-19 | 07/19/2016 | 10,000,000.00 | 1.375 | 10/19/2020 | 10,000,000.00 | 1.375 | 964 |
| 3133EGZD0 | 228345 | 1010 | FFCB DEBENTURE 1.330 10-20 | 10/20/2016 | 10,000,000.00 | 1.330 | 10/20/2020 | 10,000,000.00 | 1.330 | 965 |
| 931142CZ4 | 228626 | 1030 | WAL-MART STORES 3.250 10- | 11/17/2016 | 7,900,500.00 | 3.250 | 10/25/2020 | 7,500,000.00 | 1.838 | 970 |
| 3130A7RQ0 | 226036 | 1010 | FHLB DEBENTURE 1.550 10-26 | 04/26/2016 | 5,211,349.50 | 1.550 | 10/26/2020 | 5,215,000.00 | 1.566 | 971 |
| 191216BT6 | 224919 | 1030 | COCA COLA COMPANY | 12/14/2015 | 5,790,295.02 | 1.875 | 10/27/2020 | 5,809,000.00 | 1.944 | 972 |
| 3130A9UH2 | 228505 | 1010 | FHLB 1 10-27-20 | 11/02/2016 | 5,750,000.00 | 1.250 | 10/27/2020 | 5,750,000.00 | 1.250 | 972 |
| 191216BT6 | 233868 | 1030 | KO 1 7-8 10-27-20 | 10/04/2017 | 4,053,523.50 | 1.875 | 10/27/2020 | 4,050,000.00 | 1.846 | 972 |
| 3136G3KV6 | 226536 | 1010 | FNMA DEBENTURE 1.600 10-2 | 04/28/2016 | 8,570,712.50 | 1.600 | 10/28/2020 | 8,575,000.00 | 1.612 | 973 |
| 912828L99 | 225587 | 1020 | US TREASURY NOTE | 02/29/2016 | 15,089,062.50 | 1.375 | 10/31/2020 | 15,000,000.00 | 1.244 | 976 |
| 912828L99 | 229602 | 1020 | T 1 3-8 10-31-20 | 02/17/2017 | 9,870,703.13 | 1.375 | 10/31/2020 | 10,000,000.00 | 1.737 | 976 |
| 19416QDR8 | 230220 | 1030 | CL 2.95 11-01-20 | 04/06/2017 | 3,341,067.75 | 2.950 | 11/01/2020 | 3,225,000.00 | 1.902 | 977 |
| 3133EGC29 | 228534 | 1010 | FFCB DEBENTURE 1.350 11-02 | 11/04/2016 | 9,996,500.00 | 1.350 | 11/02/2020 | 10,000,000.00 | 1.359 | 978 |
| 3133EGQS7 | 227794 | 1010 | FFCB DEBENTURE 1.400 11-10 | 08/18/2016 | 4,695,000.00 | 1.400 | 11/10/2020 | 4,695,000.00 | 1.400 | 986 |
| 166764AY6 | 230085 | 1030 | CVX 2.419 11-17-20 | 03/29/2017 | 5,462,385.72 | 2.419 | 11/17/2020 | 5,412,000.00 | 2.151 | 993 |
| 3136G3Y82 | 227770 | 1010 | FNMA DEBENTURE 1.200 11-2 | 08/24/2016 | 9,972,500.00 | 1.200 | 11/24/2020 | 10,000,000.00 | 1.267 | 1000 |
| 912828A42 | 225691 | 1020 | US TREASURY NOTE | 03/11/2016 | 15,397,851.56 | 2.000 | 11/30/2020 | 15,000,000.00 | 1.417 | 1006 |
| 912828M98 | 227462 | 1020 | US TREASURY NOTE 1.625 11- | 07/25/2016 | 20,478,125.00 | 1.625 | 11/30/2020 | 20,000,000.00 | 1.061 | 1006 |



Run Date: 3/1/2018 12:42:15 PM

Investments Outstanding As Of Date: 2/28/2018

INVENTORY BY MATURITY REPORT

| CUSIP | Investment # | Fund | Issuer | Purchase Date | Current Book | Current Rate | Maturity Date | Current Par | YTM | Days to Maturity |
|-----------|--------------|------|----------------------------|---------------|---------------|--------------|---------------|---------------|-------|------------------|
| 3130A3UQ5 | 228261 | 1010 | FHLB DEBENTURE 1.875 12-11 | 10/11/2016 | 11,214,114.00 | 1.875 | 12/11/2020 | 10,950,000.00 | 1.279 | 1017 |
| 3134G9E52 | 227173 | 1010 | FHLMC MEDIUM TER 1.330 12 | 06/30/2016 | 15,000,000.00 | 1.330 | 12/30/2020 | 15,000,000.00 | 1.330 | 1036 |
| 912828N48 | 225774 | 1020 | US TREASURY NOTE | 03/16/2016 | 15,171,900.00 | 1.750 | 12/31/2020 | 15,000,000.00 | 1.501 | 1037 |
| 912828N48 | 226848 | 1020 | US TREASURY NOTE 1.750 12- | 05/19/2016 | 15,273,600.00 | 1.750 | 12/31/2020 | 15,000,000.00 | 1.341 | 1037 |
| 912828N48 | 231781 | 1020 | T 1 3-4 12-31-20 | 06/21/2017 | 10,039,843.75 | 1.750 | 12/31/2020 | 10,000,000.00 | 1.633 | 1037 |
| 24422ETF6 | 225253 | 1030 | JOHN DEERE CAPITAL CORP | 01/26/2016 | 5,070,800.00 | 2.550 | 01/08/2021 | 5,000,000.00 | 2.246 | 1045 |
| 3133EF3R6 | 226506 | 1010 | FFCB DEBENTURE 1.600 1-19- | 04/22/2016 | 9,977,400.00 | 1.600 | 01/19/2021 | 10,000,000.00 | 1.650 | 1056 |
| 91159HHL7 | 228644 | 1030 | US BANCORP 2.350 1-29-21 | 11/18/2016 | 10,105,100.00 | 2.350 | 01/29/2021 | 10,000,000.00 | 2.087 | 1066 |
| 91159HHL7 | 228775 | 1030 | USB 2.35 01-29-21 MTN | 12/05/2016 | 2,734,592.00 | 2.350 | 01/29/2021 | 2,725,000.00 | 2.260 | 1066 |
| 912828N89 | 225452 | 1020 | US TREASURY NOTE | 02/12/2016 | 10,165,161.80 | 1.375 | 01/31/2021 | 10,000,000.00 | 1.033 | 1068 |
| 912828N89 | 233006 | 1020 | T 1 3-8 01-31-21 | 07/05/2017 | 9,880,468.75 | 1.375 | 01/31/2021 | 10,000,000.00 | 1.721 | 1068 |
| 912828N89 | 234651 | 1020 | T 1.375 | 12/26/2017 | 9,804,296.88 | 1.375 | 01/31/2021 | 10,000,000.00 | 2.030 | 1068 |
| 46513YBC1 | 235140 | 1010 | ISRAEL BOND | 02/15/2018 | 15,000,000.00 | 3.150 | 02/01/2021 | 15,000,000.00 | 3.150 | 1069 |
| 742718EN5 | 233801 | 1030 | PG 1.85 02-02-21 | 09/28/2017 | 3,671,278.40 | 1.850 | 02/02/2021 | 3,680,000.00 | 1.923 | 1070 |
| 3133EG6N0 | 229583 | 1010 | FFCB 1.94 02-09-21 | 02/16/2017 | 9,975,000.00 | 1.940 | 02/09/2021 | 10,000,000.00 | 2.006 | 1077 |
| 880591EL2 | 225521 | 1010 | TVA DEBENTURE | 02/19/2016 | 16,757,550.00 | 3.875 | 02/15/2021 | 15,000,000.00 | 1.433 | 1083 |
| 3130A7CV5 | 225798 | 1010 | FHLB DEBENTURE | 03/18/2016 | 9,945,200.00 | 1.375 | 02/18/2021 | 10,000,000.00 | 1.491 | 1086 |
| 3130A7CV5 | 226542 | 1010 | FHLB DEBENTURE 1.375 2-18- | 04/25/2016 | 9,973,500.00 | 1.375 | 02/18/2021 | 10,000,000.00 | 1.432 | 1086 |
| 459200JF9 | 230171 | 1030 | IBM 2 1-4 02-19-21 | 04/03/2017 | 5,026,250.00 | 2.250 | 02/19/2021 | 5,000,000.00 | 2.108 | 1087 |
| 037833BS8 | 228867 | 1030 | AAPL 2 1-4 02-23-21 | 12/16/2016 | 10,006,900.00 | 2.250 | 02/23/2021 | 10,000,000.00 | 2.232 | 1091 |
| 3136G2YP6 | 225423 | 1010 | FNMA DEBENTURE | 02/26/2016 | 15,326,250.00 | 1.875 | 02/26/2021 | 15,000,000.00 | 1.423 | 1094 |
| 912828P87 | 226912 | 1020 | US TREASURY NOTE 1.125 2-2 | 05/25/2016 | 14,813,671.88 | 1.125 | 02/28/2021 | 15,000,000.00 | 1.395 | 1096 |
| 912828P87 | 228850 | 1020 | T 1 1-8 02-28-21 | 12/12/2016 | 14,619,140.63 | 1.125 | 02/28/2021 | 15,000,000.00 | 1.752 | 1096 |
| 30231GAV4 | 225840 | 1030 | EXXON MOBIL CORPORATION | 03/28/2016 | 5,066,000.00 | 2.222 | 03/01/2021 | 5,000,000.00 | 1.940 | 1097 |
| 478160BS2 | 226025 | 1030 | JOHNSON & JOHNSO 1.650 3- | 04/18/2016 | 1,502,329.44 | 1.650 | 03/01/2021 | 1,488,000.00 | 1.444 | 1097 |
| 30231GAV4 | 229912 | 1030 | XOM 2.222 03-01-21 | 03/15/2017 | 4,975,000.00 | 2.222 | 03/01/2021 | 5,000,000.00 | 2.355 | 1097 |
| 313382K69 | 226556 | 1010 | FHLB DEBENTURE 1.750 3-12- | 04/27/2016 | 7,089,180.00 | 1.750 | 03/12/2021 | 7,000,000.00 | 1.478 | 1108 |
| 3133EFR82 | 226793 | 1010 | FFCB DEBENTURE 1.850 3-23- | 05/13/2016 | 10,050,000.00 | 1.850 | 03/23/2021 | 10,000,000.00 | 1.742 | 1119 |
| 3136G4AZ6 | 228043 | 1010 | FNMA DEBENTURE 1.480 3-29 | 09/29/2016 | 10,000,000.00 | 1.480 | 03/29/2021 | 10,000,000.00 | 1.480 | 1125 |
| 3136G37H2 | 227991 | 1010 | FNMA DEBENTURE 1.500 3-30 | 09/30/2016 | 10,000,000.00 | 1.500 | 03/30/2021 | 10,000,000.00 | 1.500 | 1126 |
| 912828Q37 | 225905 | 1020 | US TREASURY NOTE | 04/01/2016 | 14,995,312.50 | 1.250 | 03/31/2021 | 15,000,000.00 | 1.256 | 1127 |
| 912828Q37 | 226846 | 1020 | US TREASURY NOTE 1.250 3-3 | 05/19/2016 | 9,960,937.50 | 1.250 | 03/31/2021 | 10,000,000.00 | 1.333 | 1127 |
| 912828Q37 | 228301 | 1020 | US TREASURY NOTE 1.250 3-3 | 10/13/2016 | 14,961,914.06 | 1.250 | 03/31/2021 | 15,000,000.00 | 1.309 | 1127 |



Run Date: 3/1/2018 12:42:15 PM

Investments Outstanding As Of Date: 2/28/2018

INVENTORY BY MATURITY REPORT

| CUSIP | Investment # | Fund | Issuer | Purchase Date | Current Book | Current Rate | Maturity Date | Current Par | YTM | Days to Maturity |
|-----------|--------------|------|-----------------------------|---------------|---------------|--------------|---------------|---------------|-------|------------------|
| 46513CSU1 | 225998 | 1010 | ISRAEL BOND | 04/15/2016 | 7,500,000.00 | 2.690 | 04/01/2021 | 7,500,000.00 | 2.690 | 1128 |
| 46513CTU0 | 225999 | 1010 | ISRAEL FLOATER | 04/15/2016 | 7,500,000.00 | 2.788 | 04/01/2021 | 7,500,000.00 | 2.788 | 1128 |
| 3133EHC68 | 233845 | 1010 | FFCB 1.88 04-05-21 | 10/05/2017 | 15,000,000.00 | 1.880 | 04/05/2021 | 15,000,000.00 | 1.880 | 1132 |
| 713448DX3 | 234880 | 1030 | PEP 2 04-15-21 | 01/23/2018 | 8,312,302.80 | 2.000 | 04/15/2021 | 8,440,000.00 | 2.490 | 1142 |
| 3133EF4D6 | 226381 | 1010 | FFCB DEBENTURE 1.620 4-20- | 04/21/2016 | 12,487,500.00 | 1.620 | 04/20/2021 | 12,500,000.00 | 1.641 | 1147 |
| 912828Q78 | 226800 | 1020 | US TREASURY NOTE 1.375 4-3 | 05/16/2016 | 15,089,062.50 | 1.375 | 04/30/2021 | 15,000,000.00 | 1.251 | 1157 |
| 912828Q78 | 234894 | 1020 | T 1 3-8 04-30-21 | 01/23/2018 | 9,723,437.50 | 1.375 | 04/30/2021 | 10,000,000.00 | 2.257 | 1157 |
| 3133EGC78 | 228449 | 1010 | FFCB DEBENTURE 1.490 5-03- | 11/03/2016 | 9,987,500.00 | 1.490 | 05/03/2021 | 10,000,000.00 | 1.519 | 1160 |
| 3133EGC78 | 229056 | 1010 | FFCB 1.49 05-03-21 | 01/05/2017 | 10,075,839.20 | 1.490 | 05/03/2021 | 10,280,000.00 | 1.971 | 1160 |
| 3133EGC78 | 233709 | 1010 | FFCB 1.49 05-03-21 | 09/19/2017 | 4,952,500.00 | 1.490 | 05/03/2021 | 5,000,000.00 | 1.762 | 1160 |
| 037833AR1 | 228776 | 1030 | AAPL 2.85 05-06-21 | 12/05/2016 | 3,171,018.30 | 2.850 | 05/06/2021 | 3,097,000.00 | 2.278 | 1163 |
| 3135GOK69 | 228799 | 1010 | FNMA 1 1-4 05-06-21 | 12/05/2016 | 9,762,300.00 | 1.250 | 05/06/2021 | 10,000,000.00 | 1.812 | 1163 |
| 166764BG4 | 229491 | 1030 | CVX 2.1 05-16-21 | 02/09/2017 | 12,151,448.20 | 2.100 | 05/16/2021 | 12,245,000.00 | 2.288 | 1173 |
| 3133EGAH8 | 229188 | 1010 | FFCB 1.55 05-17-21 | 01/18/2017 | 9,875,000.00 | 1.550 | 05/17/2021 | 10,000,000.00 | 1.852 | 1174 |
| 3130A9X48 | 228462 | 1010 | FHLB MULTI STEP 2.000 5-18- | 11/18/2016 | 14,996,250.00 | 1.000 | 05/18/2021 | 15,000,000.00 | 1.006 | 1175 |
| 458140AW0 | 226807 | 1030 | INTEL CORP 1.700 5-19-21 | 05/19/2016 | 9,988,500.00 | 1.700 | 05/19/2021 | 10,000,000.00 | 1.724 | 1176 |
| 91159HHA1 | 230386 | 1030 | USB 4 1-8 05-24-21 MTN | 04/19/2017 | 10,746,700.00 | 4.125 | 05/24/2021 | 10,000,000.00 | 2.208 | 1181 |
| 912828R77 | 227129 | 1020 | US TREASURY NOTE 1.375 5-3 | 06/24/2016 | 15,112,500.00 | 1.375 | 05/31/2021 | 15,000,000.00 | 1.218 | 1188 |
| 912828R77 | 229027 | 1020 | T 1 3-8 05-31-21 | 12/30/2016 | 14,671,875.00 | 1.375 | 05/31/2021 | 15,000,000.00 | 1.893 | 1188 |
| 912828S27 | 227261 | 1020 | US TREASURY NOTE 1.125 6-3 | 07/08/2016 | 15,123,046.88 | 1.125 | 06/30/2021 | 15,000,000.00 | .956 | 1218 |
| 912828S27 | 228259 | 1020 | US TREASURY NOTE 1.125 6-3 | 10/11/2016 | 14,886,328.13 | 1.125 | 06/30/2021 | 15,000,000.00 | 1.291 | 1218 |
| 912828S27 | 233562 | 1020 | T 1 1-8 06-30-21 | 09/01/2017 | 14,748,046.88 | 1.125 | 06/30/2021 | 15,000,000.00 | 1.579 | 1218 |
| 02665WBF7 | 227542 | 1030 | AMERICAN HONDA F 1.650 7- | 08/01/2016 | 8,493,051.75 | 1.650 | 07/12/2021 | 8,475,000.00 | 1.605 | 1230 |
| 3136G3D93 | 227329 | 1010 | FNMA MULTI STEP .625 7-20- | 07/20/2016 | 15,000,000.00 | 1.600 | 07/20/2021 | 15,000,000.00 | 1.600 | 1238 |
| 3136G3D77 | 227330 | 1010 | FNMA MULTI STEP 1.625 7-20 | 07/20/2016 | 15,000,000.00 | 1.625 | 07/20/2021 | 15,000,000.00 | 1.625 | 1238 |
| 949746SA0 | 227443 | 1030 | WELLS FARGO & CO 2.100 7-2 | 07/26/2016 | 5,005,000.00 | 2.100 | 07/26/2021 | 5,000,000.00 | 2.079 | 1244 |
| 3136G3XZ3 | 227239 | 1010 | FNMA DEBENTURE 1.500 7-28 | 07/28/2016 | 15,000,000.00 | 1.500 | 07/28/2021 | 15,000,000.00 | 1.500 | 1246 |
| 912828S76 | 227654 | 1020 | US TREASURY NOTE 1.125 7-3 | 08/09/2016 | 14,995,898.44 | 1.125 | 07/31/2021 | 15,000,000.00 | 1.131 | 1249 |
| 912828S76 | 229079 | 1020 | T 1 1-8 07-31-21 | 01/09/2017 | 19,359,375.00 | 1.125 | 07/31/2021 | 20,000,000.00 | 1.861 | 1249 |
| 594918BP8 | 227710 | 1030 | MICROSOFT CORP 1.550 8-08- | 08/16/2016 | 10,022,000.00 | 1.550 | 08/08/2021 | 10,000,000.00 | 1.504 | 1257 |
| 3134G94E4 | 227529 | 1010 | FHLMC DEBENTURE 1.500 8-1 | 08/10/2016 | 10,000,000.00 | 1.500 | 08/10/2021 | 10,000,000.00 | 1.500 | 1259 |
| 46623EKG3 | 228712 | 1030 | JP MORGAN CHASE & CO | 11/28/2016 | 7,971,163.20 | 2.295 | 08/15/2021 | 8,085,000.00 | 2.614 | 1264 |
| 3134GACC6 | 227687 | 1010 | FHLMC MULTI STEP .600 8-23- | 08/23/2016 | 15,000,000.00 | 1.770 | 08/23/2021 | 15,000,000.00 | 1.770 | 1272 |



Run Date: 3/1/2018 12:42:15 PM

Investments Outstanding As Of Date: 2/28/2018

INVENTORY BY MATURITY REPORT

| CUSIP | Investment # | Fund | Issuer | Purchase Date | Current Book | Current Rate | Maturity Date | Current Par | YTM | Days to Maturity |
|-----------|--------------|------|-----------------------------|---------------|---------------|--------------|---------------|---------------|-------|------------------|
| 3130A9B34 | 227877 | 1010 | FHLB MULTI STEP .750 8-24-2 | 09/08/2016 | 15,000,000.00 | 1.620 | 08/24/2021 | 15,000,000.00 | 1.620 | 1273 |
| 9128282F6 | 227998 | 1020 | US TREASURY NOTE 1.125 8-3 | 09/13/2016 | 14,932,031.25 | 1.125 | 08/31/2021 | 15,000,000.00 | 1.219 | 1280 |
| 9128282F6 | 233563 | 1020 | T 1 1-8 08-31-21 | 09/01/2017 | 14,724,609.38 | 1.125 | 08/31/2021 | 15,000,000.00 | 1.601 | 1280 |
| 191216BY5 | 227911 | 1030 | COCA COLA COMPAN 1.550 9- | 09/02/2016 | 5,005,500.00 | 1.550 | 09/01/2021 | 5,000,000.00 | 1.527 | 1281 |
| 02665WBG5 | 227974 | 1030 | AMERICAN HONDA F 1.700 9- | 09/12/2016 | 10,001,400.00 | 1.700 | 09/09/2021 | 10,000,000.00 | 1.697 | 1289 |
| 3130ACF33 | 234123 | 1010 | FHLB 1 7-8 09-13-21 | 10/24/2017 | 9,946,000.00 | 1.875 | 09/13/2021 | 10,000,000.00 | 2.020 | 1293 |
| 88579YAU5 | 228041 | 1030 | 3 M CO 1.625 9-19-21 | 09/20/2016 | 7,035,700.00 | 1.625 | 09/19/2021 | 7,000,000.00 | 1.519 | 1299 |
| 3130A9H61 | 228005 | 1010 | FHLB MULTI STEP 2.000 9-29- | 09/29/2016 | 15,000,000.00 | 2.000 | 09/29/2021 | 15,000,000.00 | 2.000 | 1309 |
| 912828T34 | 228217 | 1020 | US TREASURY NOTE 1.125 9-3 | 10/05/2016 | 14,950,781.25 | 1.125 | 09/30/2021 | 15,000,000.00 | 1.193 | 1310 |
| 912828T34 | 228247 | 1020 | US TREASURY NOTE 1.125 9-3 | 10/07/2016 | 9,933,593.75 | 1.125 | 09/30/2021 | 10,000,000.00 | 1.263 | 1310 |
| 458140AJ9 | 228372 | 1030 | INTEL CORP 3.300 10-01-21 | 10/24/2016 | 5,681,004.16 | 3.300 | 10/01/2021 | 5,288,000.00 | 1.723 | 1311 |
| 3133EHQM8 | 233458 | 1010 | FFCB 1.95 10-05-21 | 08/23/2017 | 10,000,000.00 | 1.950 | 10/05/2021 | 10,000,000.00 | 1.950 | 1315 |
| 713448DL9 | 228221 | 1030 | PEPSICO INC 1.700 10-06-21 | 10/07/2016 | 9,992,400.00 | 1.700 | 10/06/2021 | 10,000,000.00 | 1.716 | 1316 |
| 713448DL9 | 229858 | 1030 | PEP 1.7 10-06-21 | 03/10/2017 | 6,796,230.00 | 1.700 | 10/06/2021 | 7,000,000.00 | 2.375 | 1316 |
| 3135G0Q89 | 228353 | 1010 | FNMA DEBENTURE 1.375 10-0 | 10/19/2016 | 9,979,000.00 | 1.375 | 10/07/2021 | 10,000,000.00 | 1.419 | 1317 |
| 3135G0Q89 | 228730 | 1010 | FNMA DEBENTURE | 11/25/2016 | 4,869,375.00 | 1.375 | 10/07/2021 | 5,000,000.00 | 1.940 | 1317 |
| 3134GBQ70 | 233959 | 1010 | FHLMC 2 10-12-21 0000 | 10/12/2017 | 4,998,600.00 | 2.000 | 10/12/2021 | 5,000,000.00 | 2.007 | 1322 |
| 36962G5J9 | 231787 | 1030 | GE 4.65 10-17-21 MTN | 06/23/2017 | 11,069,500.00 | 4.650 | 10/17/2021 | 10,000,000.00 | 2.048 | 1327 |
| 3130ACLN2 | 233941 | 1010 | FHLB 2 10-26-21 0002 | 10/26/2017 | 5,000,000.00 | 2.000 | 10/26/2021 | 5,000,000.00 | 2.000 | 1336 |
| 912828T67 | 228446 | 1020 | US TREASURY NOTE 1.250 10- | 10/31/2016 | 9,967,968.75 | 1.250 | 10/31/2021 | 10,000,000.00 | 1.316 | 1341 |
| 912828T67 | 228604 | 1020 | US TREASURY NOTE 1.250 10- | 11/10/2016 | 9,888,671.88 | 1.250 | 10/31/2021 | 10,000,000.00 | 1.483 | 1341 |
| 912828T67 | 228898 | 1020 | T 1 1-4 10-31-21 | 12/19/2016 | 9,622,656.25 | 1.250 | 10/31/2021 | 10,000,000.00 | 2.069 | 1341 |
| 459200HA2 | 231391 | 1030 | IBM 2.9 11-01-21 | 05/18/2017 | 5,146,600.00 | 2.900 | 11/01/2021 | 5,000,000.00 | 2.205 | 1342 |
| 3133EHN58 | 234246 | 1010 | FFCB 2.14 11-01-21 | 11/01/2017 | 5,000,000.00 | 2.140 | 11/01/2021 | 5,000,000.00 | 2.140 | 1342 |
| 742718EQ8 | 228540 | 1030 | PROCTER & GAMBLE 1.700 11 | 11/08/2016 | 5,015,250.00 | 1.700 | 11/03/2021 | 5,000,000.00 | 1.636 | 1344 |
| 742718EQ8 | 228769 | 1030 | PG 1.7 11-03-21 | 12/02/2016 | 1,509,939.20 | 1.700 | 11/03/2021 | 1,532,000.00 | 2.009 | 1344 |
| 3134GBJV5 | 231215 | 1010 | FHLMC 1 1-4 11-10-21 | 05/10/2017 | 4,996,000.00 | 1.250 | 11/10/2021 | 5,000,000.00 | 1.268 | 1351 |
| 3130A9Y21 | 228535 | 1010 | FHLB MULTI STEP COUPON B | 11/30/2016 | 10,000,000.00 | 1.500 | 11/26/2021 | 10,000,000.00 | 1.500 | 1367 |
| 3130AABG2 | 228783 | 1010 | FHLB 1 7-8 11-29-21 | 12/02/2016 | 4,967,300.00 | 1.875 | 11/29/2021 | 5,000,000.00 | 2.013 | 1370 |
| 912828U65 | 228720 | 1020 | US TREASURY NOTE | 11/30/2016 | 9,977,734.38 | 1.750 | 11/30/2021 | 10,000,000.00 | 1.797 | 1371 |
| 912828U65 | 228782 | 1020 | T 1 3-4 11-30-21 | 12/02/2016 | 9,935,937.50 | 1.750 | 11/30/2021 | 10,000,000.00 | 1.885 | 1371 |
| 912828U65 | 233867 | 1020 | T 1 3-4 11-30-21 | 10/03/2017 | 14,945,507.81 | 1.750 | 11/30/2021 | 15,000,000.00 | 1.841 | 1371 |
| 3133EHXM0 | 233586 | 1010 | FFCB 1.93 12-06-21 | 09/06/2017 | 10,000,000.00 | 1.930 | 12/06/2021 | 10,000,000.00 | 1.930 | 1377 |



Run Date: 3/1/2018 12:42:15 PM

Investments Outstanding As Of Date: 2/28/2018

INVENTORY BY MATURITY REPORT

| CUSIP | Investment # | Fund | Issuer | Purchase Date | Current Book | Current Rate | Maturity Date | Current Par | YTM | Days to Maturity |
|-----------|--------------|------|---------------------------|---------------|---------------|--------------|---------------|---------------|-------|------------------|
| 69353REY0 | 229228 | 1030 | PNC 2.55 12-09-21 BKNT | 01/24/2017 | 9,941,700.00 | 2.550 | 12/09/2021 | 10,000,000.00 | 2.678 | 1380 |
| 3130ACW59 | 234465 | 1010 | FHLB 2.2 12-15-21 | 12/15/2017 | 10,000,000.00 | 2.200 | 12/15/2021 | 10,000,000.00 | 2.200 | 1386 |
| 3130AACT3 | 231392 | 1010 | FHLB 1 1-2 12-28-21 0003 | 05/16/2017 | 5,000,000.00 | 1.500 | 12/28/2021 | 5,000,000.00 | 1.500 | 1399 |
| 3130AAET1 | 231687 | 1010 | FHLB 2.05 12-29-21 | 06/13/2017 | 8,400,000.00 | 2.050 | 12/29/2021 | 8,400,000.00 | 2.050 | 1400 |
| 3134GBK68 | 233687 | 1010 | FHLMC 2 12-29-21 0004 | 09/29/2017 | 10,000,000.00 | 2.000 | 12/29/2021 | 10,000,000.00 | 2.000 | 1400 |
| 912828U81 | 229026 | 1020 | T 2 12-31-21 | 01/03/2017 | 10,011,718.75 | 2.000 | 12/31/2021 | 10,000,000.00 | 1.975 | 1402 |
| 912828U81 | 233008 | 1020 | T 2 12-31-21 | 07/05/2017 | 15,080,859.38 | 2.000 | 12/31/2021 | 15,000,000.00 | 1.874 | 1402 |
| 91159HHP8 | 229284 | 1030 | USB 2 5-8 01-24-22 | 01/26/2017 | 5,027,150.00 | 2.625 | 01/24/2022 | 5,000,000.00 | 2.509 | 1426 |
| 91159HHP8 | 229865 | 1030 | USB 2 5-8 01-24-22 | 03/13/2017 | 4,984,300.00 | 2.625 | 01/24/2022 | 5,000,000.00 | 2.694 | 1426 |
| 3133EHGM9 | 230953 | 1010 | FFCB 2.05 01-24-22 | 04/25/2017 | 6,793,948.00 | 2.050 | 01/24/2022 | 6,800,000.00 | 2.070 | 1426 |
| 459200JQ5 | 229351 | 1030 | IBM 2 1-2 01-27-22 | 01/31/2017 | 9,995,300.00 | 2.500 | 01/27/2022 | 10,000,000.00 | 2.510 | 1429 |
| 912828H86 | 229805 | 1020 | T 1 1-2 01-31-22 | 03/06/2017 | 9,740,625.00 | 1.500 | 01/31/2022 | 10,000,000.00 | 2.058 | 1433 |
| 084670BF4 | 230356 | 1030 | BRK 3.4 01-31-22 | 04/17/2017 | 5,487,336.32 | 3.400 | 01/31/2022 | 5,216,000.00 | 2.247 | 1433 |
| 912828V72 | 233023 | 1020 | T 1 7-8 01-31-22 | 07/06/2017 | 14,996,484.38 | 1.875 | 01/31/2022 | 15,000,000.00 | 1.880 | 1433 |
| 037833CM0 | 229502 | 1030 | AAPL 2 1-2 02-09-22 | 02/10/2017 | 15,071,400.00 | 2.500 | 02/09/2022 | 15,000,000.00 | 2.398 | 1442 |
| 3130ABVN3 | 233153 | 1010 | FHLB 2 02-09-22 | 08/09/2017 | 15,000,000.00 | 2.000 | 02/09/2022 | 15,000,000.00 | 2.000 | 1442 |
| 3133EHJF1 | 231881 | 1010 | FFCB 2.14 02-11-22 | 06/28/2017 | 9,800,000.00 | 2.140 | 02/11/2022 | 9,800,000.00 | 2.140 | 1444 |
| 3130ABVW3 | 233278 | 1010 | FHLB 2 02-16-22 | 08/16/2017 | 7,020,000.00 | 2.000 | 02/16/2022 | 7,020,000.00 | 2.000 | 1449 |
| 912828J43 | 229757 | 1020 | T 1 3-4 02-28-22 | 03/02/2017 | 9,872,330.00 | 1.750 | 02/28/2022 | 10,000,000.00 | 2.020 | 1461 |
| 3134GBD74 | 233523 | 1010 | FHLMC 2 02-28-22 0005 | 08/29/2017 | 7,000,000.00 | 2.000 | 02/28/2022 | 7,000,000.00 | 2.000 | 1461 |
| 3136G4LR2 | 233568 | 1010 | FNMA 2.06 02-28-22 | 09/01/2017 | 10,035,100.00 | 2.060 | 02/28/2022 | 10,000,000.00 | 1.978 | 1461 |
| 3133EJEA3 | 235309 | 1010 | FFCB 2.8 02-28-22 | 02/28/2018 | 5,000,000.00 | 2.800 | 02/28/2022 | 5,000,000.00 | 2.800 | 1461 |
| 478160CD4 | 229772 | 1030 | JNJ 2 1-4 03-03-22 | 03/06/2017 | 9,974,600.00 | 2.250 | 03/03/2022 | 10,000,000.00 | 2.304 | 1464 |
| 3133EHYQ0 | 233615 | 1010 | FFCB 1.95 03-14-22 | 09/14/2017 | 10,000,000.00 | 1.950 | 03/14/2022 | 10,000,000.00 | 1.950 | 1475 |
| 3133EHYQ0 | 234696 | 1010 | FFCB 1.95 03-14-22 | 12/29/2017 | 4,931,250.00 | 1.950 | 03/14/2022 | 5,000,000.00 | 2.294 | 1475 |
| 3134GBJ45 | 233700 | 1010 | FHLMC 2 03-29-22 0003 | 09/29/2017 | 9,998,000.00 | 2.000 | 03/29/2022 | 10,000,000.00 | 2.005 | 1490 |
| 912828W89 | 231009 | 1020 | T 1 7-8 03-31-22 | 04/27/2017 | 10,007,031.25 | 1.875 | 03/31/2022 | 10,000,000.00 | 1.860 | 1492 |
| 912828W89 | 231248 | 1020 | T 1 7-8 03-31-22 | 05/05/2017 | 10,000,000.00 | 1.875 | 03/31/2022 | 10,000,000.00 | 1.875 | 1492 |
| 912828J76 | 233314 | 1020 | T 1 3-4 03-31-22 | 08/09/2017 | 19,959,375.00 | 1.750 | 03/31/2022 | 20,000,000.00 | 1.796 | 1492 |
| 46513XGT1 | 230154 | 1010 | ISRAEL BOND | 04/03/2017 | 7,500,000.00 | 3.500 | 04/01/2022 | 7,500,000.00 | 3.500 | 1493 |
| 46513XHT0 | 230155 | 1010 | ISRAEL FLOATING RATE BOND | 04/03/2017 | 7,500,000.00 | 2.788 | 04/01/2022 | 7,500,000.00 | 2.788 | 1493 |
| 46513XBT6 | 230156 | 1010 | ISRAEL BOND | 04/03/2017 | 10,000,000.00 | 3.200 | 04/01/2022 | 10,000,000.00 | 3.200 | 1493 |
| 3135G0T45 | 234649 | 1010 | FNMA 1 7-8 04-05-22 | 12/26/2017 | 9,858,300.00 | 1.875 | 04/05/2022 | 10,000,000.00 | 2.224 | 1497 |



Run Date: 3/1/2018 12:42:15 PM

Investments Outstanding As Of Date: 2/28/2018

INVENTORY BY MATURITY REPORT

| CUSIP | Investment # | Fund | Issuer | Purchase Date | Current Book | Current Rate | Maturity Date | Current Par | YTM | Days to Maturity |
|-----------|--------------|------|----------------------------|---------------|---------------|--------------|---------------|---------------|-------|------------------|
| 912828WZ9 | 233221 | 1020 | T 1 3-4 04-30-22 | 07/27/2017 | 14,922,656.25 | 1.750 | 04/30/2022 | 15,000,000.00 | 1.863 | 1522 |
| 037833CQ1 | 231272 | 1030 | AAPL 2.3 05-11-22 | 05/11/2017 | 4,997,650.00 | 2.300 | 05/11/2022 | 5,000,000.00 | 2.310 | 1533 |
| 3134GBNA6 | 231332 | 1010 | FHLMC 2.05 05-25-22 0000 | 05/25/2017 | 9,982,500.00 | 2.050 | 05/25/2022 | 10,000,000.00 | 2.087 | 1547 |
| 3134GB3D2 | 234331 | 1010 | FHLMC 2.2 05-25-22 | 11/29/2017 | 10,000,000.00 | 2.200 | 05/25/2022 | 10,000,000.00 | 2.200 | 1547 |
| 191216CF5 | 235310 | 1030 | KO 2.2 05-25-22 | 02/23/2018 | 2,437,625.00 | 2.200 | 05/25/2022 | 2,500,000.00 | 2.826 | 1547 |
| 912828XR6 | 231877 | 1020 | T 1 3-4 05-31-22 | 06/28/2017 | 9,979,687.50 | 1.750 | 05/31/2022 | 10,000,000.00 | 1.793 | 1553 |
| 912828XR6 | 234073 | 1020 | T 1 3-4 05-31-22 | 10/19/2017 | 9,910,156.25 | 1.750 | 05/31/2022 | 10,000,000.00 | 1.954 | 1553 |
| 88579YAF8 | 234396 | 1030 | MMM 2 06-26-22 MTN | 11/20/2017 | 987,320.00 | 2.000 | 06/26/2022 | 1,000,000.00 | 2.292 | 1579 |
| 3133EH4T7 | 234627 | 1010 | FFCB 2.44 06-27-22 | 12/27/2017 | 10,000,000.00 | 2.440 | 06/27/2022 | 10,000,000.00 | 2.440 | 1580 |
| 3134GSAGO | 234603 | 1010 | FHLMC 2.35 06-28-22 | 12/28/2017 | 4,550,000.00 | 2.350 | 06/28/2022 | 4,550,000.00 | 2.350 | 1581 |
| 3134GBTS1 | 231702 | 1010 | FHLMC 2 1-8 06-29-22 | 06/29/2017 | 6,250,000.00 | 2.125 | 06/29/2022 | 6,250,000.00 | 2.125 | 1582 |
| 3134GBTS1 | 231829 | 1010 | FHLMC 2 1-8 06-29-22 | 06/29/2017 | 10,000,000.00 | 2.125 | 06/29/2022 | 10,000,000.00 | 2.125 | 1582 |
| 912828XW5 | 231908 | 1020 | T 1 3-4 06-30-22 | 06/30/2017 | 9,959,375.00 | 1.750 | 06/30/2022 | 10,000,000.00 | 1.835 | 1583 |
| 912828XW5 | 233003 | 1020 | T 1 3-4 06-30-22 | 07/05/2017 | 9,930,468.75 | 1.750 | 06/30/2022 | 10,000,000.00 | 1.897 | 1583 |
| 912828XW5 | 234770 | 1020 | T 1 3-4 06-30-22 | 01/08/2018 | 19,599,218.75 | 1.750 | 06/30/2022 | 20,000,000.00 | 2.223 | 1583 |
| 9128282P4 | 233835 | 1020 | T 1 7-8 07-31-22 | 09/28/2017 | 9,985,156.25 | 1.875 | 07/31/2022 | 10,000,000.00 | 1.907 | 1614 |
| 9128282P4 | 234096 | 1020 | T 1 7-8 07-31-22 | 10/23/2017 | 9,942,968.75 | 1.875 | 07/31/2022 | 10,000,000.00 | 2.001 | 1614 |
| 742718EU9 | 233340 | 1030 | PG 2.15 08-11-22 | 08/15/2017 | 10,015,100.00 | 2.150 | 08/11/2022 | 10,000,000.00 | 2.118 | 1625 |
| 742718EU9 | 234675 | 1030 | PG 2.15 08-11-22 | 12/29/2017 | 7,990,654.42 | 2.150 | 08/11/2022 | 8,081,000.00 | 2.407 | 1625 |
| 3130ACBU7 | 233457 | 1010 | FHLB 1.3 08-26-22 | 08/30/2017 | 15,000,000.00 | 2.350 | 08/26/2022 | 15,000,000.00 | 2.350 | 1640 |
| 9128282S8 | 233680 | 1020 | T 1 5-8 08-31-22 | 09/15/2017 | 9,925,000.00 | 1.625 | 08/31/2022 | 10,000,000.00 | 1.784 | 1645 |
| 3130ACC51 | 233538 | 1010 | FHLB 2.05 09-01-22 | 09/01/2017 | 10,000,000.00 | 2.050 | 09/01/2022 | 10,000,000.00 | 2.050 | 1646 |
| 3130ACCA0 | 233478 | 1010 | FHLB 1.3 09-07-22 | 09/07/2017 | 15,000,000.00 | 1.300 | 09/07/2022 | 15,000,000.00 | 1.300 | 1652 |
| 44932HAC7 | 233601 | 1030 | IBM 2.2 09-08-22 | 09/08/2017 | 5,007,950.00 | 2.200 | 09/08/2022 | 5,000,000.00 | 2.166 | 1653 |
| 44932HAC7 | 234330 | 1030 | IBM 2.2 09-08-22 | 11/13/2017 | 4,940,050.00 | 2.200 | 09/08/2022 | 5,000,000.00 | 2.465 | 1653 |
| 3130ACCY8 | 233585 | 1010 | FHLB 2 09-15-22 | 09/15/2017 | 10,000,000.00 | 2.000 | 09/15/2022 | 10,000,000.00 | 2.000 | 1660 |
| 589331AT4 | 233710 | 1030 | MRK 2.4 09-15-22 | 09/20/2017 | 5,895,810.80 | 2.400 | 09/15/2022 | 5,819,000.00 | 2.120 | 1660 |
| 589331AT4 | 234427 | 1030 | MRK 2.4 09-15-22 | 11/24/2017 | 4,992,000.00 | 2.400 | 09/15/2022 | 5,000,000.00 | 2.435 | 1660 |
| 46625HJE1 | 234372 | 1030 | JP MORGAN CHASE 3.25 09-23 | 11/15/2017 | 2,562,325.00 | 3.250 | 09/23/2022 | 2,500,000.00 | 2.698 | 1668 |
| 3134GBK84 | 233701 | 1010 | FHLMC 2 09-27-22 0000 | 09/27/2017 | 12,600,000.00 | 2.000 | 09/27/2022 | 12,600,000.00 | 2.000 | 1672 |
| 3130ACET7 | 233650 | 1010 | FHLB 1.3 09-29-22 | 09/29/2017 | 15,000,000.00 | 1.300 | 09/29/2022 | 15,000,000.00 | 1.300 | 1674 |
| 9128282W9 | 233872 | 1020 | T 1 7-8 09-30-22 | 10/04/2017 | 9,970,312.50 | 1.875 | 09/30/2022 | 10,000,000.00 | 1.938 | 1675 |
| 912828L57 | 234010 | 1020 | T 1 3-4 09-30-22 | 10/13/2017 | 9,901,562.50 | 1.750 | 09/30/2022 | 10,000,000.00 | 1.959 | 1675 |



Run Date: 3/1/2018 12:42:15 PM

Investments Outstanding As Of Date: 2/28/2018

INVENTORY BY MATURITY REPORT

| CUSIP | Investment # | Fund | Issuer | Purchase Date | Current Book | Current Rate | Maturity Date | Current Par | YTM | Days to Maturity |
|-----------|--------------|------|---------------------------|---------------|---------------|--------------|---------------|---------------|-------|------------------|
| 9128282W9 | 234850 | 1020 | T 1 7-8 09-30-22 | 01/19/2018 | 9,769,531.25 | 1.875 | 09/30/2022 | 10,000,000.00 | 2.397 | 1675 |
| 369604BD4 | 234405 | 1030 | GE 2.7 10-09-22 | 11/20/2017 | 1,295,418.88 | 2.700 | 10/09/2022 | 1,288,000.00 | 2.573 | 1684 |
| 3130ACGF5 | 233713 | 1010 | FHLB 1.3 10-12-22 | 10/12/2017 | 15,000,000.00 | 2.350 | 10/12/2022 | 15,000,000.00 | 2.350 | 1687 |
| 3130ACKG8 | 233907 | 1010 | FHLB 2.2 10-24-22 | 10/24/2017 | 10,000,000.00 | 2.200 | 10/24/2022 | 10,000,000.00 | 2.200 | 1699 |
| 3130ACLM4 | 233922 | 1010 | FHLB 1.3 10-25-22 | 10/25/2017 | 15,000,000.00 | 1.300 | 10/25/2022 | 15,000,000.00 | 1.300 | 1700 |
| 3134GBR20 | 233958 | 1010 | FHLMC 2 10-26-22 | 10/26/2017 | 5,000,000.00 | 2.000 | 10/26/2022 | 5,000,000.00 | 2.000 | 1701 |
| 3130ACQ64 | 234124 | 1010 | FHLB 2 10-26-22 | 10/30/2017 | 10,000,000.00 | 2.000 | 10/26/2022 | 10,000,000.00 | 2.000 | 1701 |
| 3134GBV66 | 234204 | 1010 | FHLMC 2 1-4 10-26-22 | 10/30/2017 | 8,930,000.00 | 2.250 | 10/26/2022 | 8,930,000.00 | 2.250 | 1701 |
| 9128283C2 | 234382 | 1020 | T 2 10-31-22 | 11/15/2017 | 9,971,093.75 | 2.000 | 10/31/2022 | 10,000,000.00 | 2.062 | 1706 |
| 9128283C2 | 234417 | 1020 | T 2 10-31-22 | 11/21/2017 | 9,966,406.25 | 2.000 | 10/31/2022 | 10,000,000.00 | 2.072 | 1706 |
| 3134GBU26 | 234104 | 1010 | FHLMC 2.3 11-03-22 | 11/03/2017 | 10,000,000.00 | 2.300 | 11/03/2022 | 10,000,000.00 | 2.300 | 1709 |
| 3130ACRA4 | 234255 | 1010 | FHLB 1 1-2 11-22-22 0000 | 11/22/2017 | 15,000,000.00 | 1.500 | 11/22/2022 | 15,000,000.00 | 1.500 | 1728 |
| 3134GBY63 | 234261 | 1010 | FHLMC 2.4 11-28-22 | 11/28/2017 | 5,000,000.00 | 2.400 | 11/28/2022 | 5,000,000.00 | 2.400 | 1734 |
| 912828M80 | 234483 | 1020 | T 2 11-30-22 | 12/01/2017 | 9,952,792.00 | 2.000 | 11/30/2022 | 10,000,000.00 | 2.100 | 1736 |
| 912828M80 | 234534 | 1020 | T 2 11-30-22 | 12/11/2017 | 9,933,593.75 | 2.000 | 11/30/2022 | 10,000,000.00 | 2.142 | 1736 |
| 912828M80 | 234617 | 1020 | T 2 11-30-22 | 12/20/2017 | 9,896,093.75 | 2.000 | 11/30/2022 | 10,000,000.00 | 2.223 | 1736 |
| 166764AB6 | 235349 | 1030 | CVX 2.355 12-05-22 | 02/27/2018 | 4,867,050.00 | 2.355 | 12/05/2022 | 5,000,000.00 | 2.956 | 1741 |
| 931142DU4 | 234520 | 1030 | WMT 2.35 12-15-22 | 12/15/2017 | 4,986,200.00 | 2.350 | 12/15/2022 | 5,000,000.00 | 2.408 | 1751 |
| 458140AM2 | 234546 | 1030 | INTC 2.7 12-15-22 | 12/15/2017 | 5,047,250.00 | 2.700 | 12/15/2022 | 5,000,000.00 | 2.498 | 1751 |
| 3134GB7M8 | 234522 | 1010 | FHLMC 1.65 12-29-22 | 12/29/2017 | 15,000,000.00 | 1.650 | 12/29/2022 | 15,000,000.00 | 1.650 | 1765 |
| 3134GB7F3 | 234535 | 1010 | FHLMC 2 1-2 12-29-22 | 12/29/2017 | 4,000,000.00 | 2.500 | 12/29/2022 | 4,000,000.00 | 2.500 | 1765 |
| 912828N30 | 234790 | 1020 | T 2 1-8 12-31-22 | 01/10/2018 | 4,958,593.75 | 2.125 | 12/31/2022 | 5,000,000.00 | 2.302 | 1767 |
| 912828N30 | 234811 | 1020 | T 2 1-8 12-31-22 | 01/16/2018 | 4,942,187.50 | 2.125 | 12/31/2022 | 5,000,000.00 | 2.374 | 1767 |
| 912828N30 | 234881 | 1020 | T 2 1-8 12-31-22 | 01/22/2018 | 4,930,468.75 | 2.125 | 12/31/2022 | 5,000,000.00 | 2.425 | 1767 |
| 3134GSBJ3 | 234650 | 1010 | FHLMC 1.65 1-12-23 | 01/12/2018 | 15,000,000.00 | 1.650 | 01/12/2023 | 15,000,000.00 | 1.650 | 1779 |
| 3134GSCD5 | 234783 | 1010 | FHLMC 2.55 01-30-23 0001 | 01/30/2018 | 10,000,000.00 | 2.550 | 01/30/2023 | 10,000,000.00 | 2.550 | 1797 |
| 9128283U2 | 235035 | 1020 | T 2 3-8 01-31-23 | 01/31/2018 | 4,978,125.00 | 2.375 | 01/31/2023 | 5,000,000.00 | 2.469 | 1798 |
| 19416QEA4 | 235011 | 1030 | CL 1.95 02-01-23 MTN | 02/01/2018 | 9,647,400.00 | 1.950 | 02/01/2023 | 10,000,000.00 | 2.709 | 1799 |
| 46513YCC0 | 235139 | 1010 | ISRAEL BOND | 02/15/2018 | 10,000,000.00 | 3.640 | 02/01/2023 | 10,000,000.00 | 3.640 | 1799 |
| 46513YGQ5 | 235141 | 1010 | ISRAEL BOND FLOATING RATE | 02/15/2018 | 5,000,000.00 | 3.000 | 02/01/2023 | 5,000,000.00 | 3.000 | 1799 |
| 44932HAH6 | 235228 | 1030 | IBM 3 02-06-23 | 02/15/2018 | 4,987,350.00 | 3.000 | 02/06/2023 | 5,000,000.00 | 3.055 | 1804 |
| 3130ADQL9 | 235334 | 1010 | FHLB 2 02-28-23 000B | 02/28/2018 | 15,000,000.00 | 2.000 | 02/28/2023 | 15,000,000.00 | 2.000 | 1826 |