



JOSH MANDEL
STATE TREASURER OF OHIO

September 30, 2013

To: Municipal Securities Rulemaking Board
www.emma.msrb.org

RE: Annual Information Filing for the SIB Federal Title XXIII Transportation Infrastructure Bond Fund Program

In accordance with the continuing disclosure agreement made pursuant to SEC Rule 15c2-12(b), the State of Ohio thus herein provides annual financial information and operating data regarding the State Economic Development Revenue Bonds (Federal Title XXIII Bond Fund Program) as of March 31, 2013. This information constitutes the annual information agreed to be provided under the continuing disclosure agreement for the Federal Title XXIII Bond Fund Program. No representation is made as to the materiality or completeness of that information. Other information relating to Fiscal Year 2013 or to subsequent periods may exist that an investor would consider to be important when making an investment decision. Further, no representation is made that this 2013 Annual Filing is indicative of financial or operating results of the Federal Title XXIII Bond Fund Program since March 31, 2013, or of future financial or operating results. **Please refer to Appendix I for a list of all the outstanding bonds and CUSIPs associated with this program.**

Any questions concerning this filing should be directed to Seth Metcalf, Deputy Treasurer & Executive Counsel, State Treasurer of Ohio at (614) 466-2191 or Michael DiPerna of DiPerna Economic Development Advisors, Financial Advisor to the Federal Title XXIII Bond Fund Program, at (614) 581-3092.

Sincerely,

A handwritten signature in blue ink that reads "Josh Mandel".

Josh Mandel
State Treasurer of Ohio

**OHIO DEPARTMENT OF TRANSPORTATION
FEDERAL TITLE XXIII TRANSPORTATION INFRASTRUCTURE
BOND FUND PROGRAM
STATEMENT OF ANNUAL INFORMATION**

Dated on September 30, 2013

TABLE OF CONTENTS

INTRODUCTORY STATEMENT	2
FINANCIAL STATEMENTS OF THE STATE	2
FINANCIAL STATEMENTS OF THE SIB PROGRAM	2
SUMMARY STATUS OF THE PROGRAM	3
SUMMARY DESCRIPTION OF SECURITY & RESERVES OF THE PROGRAM	4
SIMPLIFIED FLOW OF FUNDS	6
SCHEDULED FEDERAL TITLE XXIII DIRECT LOAN REPAYMENTS	7
 APPENDICES	
SUMMARY OF OUTSTANDING BONDS	Appendix I
DEBT SERVICE REQUIREMENTS ON OUTSTANDING BONDS	Appendix II
SUMMARY OF SECURITY AND DESCRIPTION OF PROJECTS	Appendix III
EXISTING FEDERAL SIB LOAN DESCRIPTIONS	Appendix IV
SIB TITLE XXIII & FHWA LOAN PORTFOLIO HISTORY	Appendix V
ODOT – STATE INFRASTRUCTURE BANK ANNUAL FINANCIAL REPORT	Appendix VI

Information included in the Statement of Annual Information has been provided by the ODOT from its records, except for information expressly attributed to other sources. The presentation of information is intended to show recent historical information, and is not intended to indicate future or continuing trends in the financial position or other affairs of ODOT or the State. No representation is made that past experience, as illustrated by the financial and other information will necessarily continue to be repeated in the future. Reference should be made to laws, reports or documents referred to for more complete information regarding their contents.

INTRODUCTORY STATEMENT

The Treasurer of the State of Ohio (the “State”) has issued Bonds¹ within the Federal Title XXIII Transportation Infrastructure Bond Fund Program (“Federal Title XXIII Program”) identified in Appendix I, pursuant to the Trust Indenture, dated as of July 1, 2008, between the State and the Bank of New York Mellon Trust Company, N.A., as Trustee, as supplemented and amended (the “Indenture”). In connection with the issuance of the Bonds and pursuant to SEC Rule 15c2-12 (the “Rule”) and the Indenture, the State agreed to provide or cause to be provided financial information and operating data (the “Annual Information”), audited financial statements and notices, in such manner as may be required for purposes of paragraph (b)(5)(i) of the Rule (the “Continuing Disclosure Agreement”). The State has prepared and is providing this Statement of Annual Information in accordance with its Continuing Disclosure Agreement of the type included in the disclosure document relating to each series of the Bonds.

FINANCIAL STATEMENTS OF THE STATE

The audited financial statements for the State of Ohio for its fiscal year ending June 30, 2012 are publicly available on the Ohio Auditor of State website at <http://www.auditor.state.oh.us/>.

FINANCIAL STATEMENTS OF THE ODOT – STATE INFRASTRUCTURE BANK

The annual financial report for the Ohio Department of Transportation – State Infrastructure Bank for its fiscal year ending September 30, 2012 can be located in Appendix VI of this Statement of Annual Information.

¹ Any terms not defined herein have the meaning provided in the General Bond Order.

SUMMARY STATUS OF THE FEDERAL TITLE XXIII PROGRAM
As of March 31, 2013

Purpose of the Program

The Federal Title XXIII Program was created to promote the development of eligible Title XXIII projects, which include State and Federal roadways, as well as transit projects. The State intends to accomplish this goal by enabling borrowers to benefit from the State's access to the national capital markets through the issuance of Bond Fund Bonds. The Bond Fund Bonds provide long-term, credit-enhanced, fixed-rate financing to the Contracting Parties.

Current Rating

The Federal Title XXIII Program is currently rated "AA" by Fitch Ratings.

Key Facts

- No Common Fund Bonds are in default.
- No Common Fund Bonds have ever been in default.
- No Program Reserves have ever been accessed to cure a Borrower default.
- Pledge of State Infrastructure Bank – Federal:
 - Encumbered cash of \$2,953,379;
 - Unencumbered cash of \$107,444,275; and
 - Scheduled Federal Title XXIII Direct Loan Repayments of \$55,698,155 over years 2013 through 2028.
- Cash Program Reserve of \$5,016,003.54².
- Total Outstanding Bonds of \$15,060,000.
- The Treasurer of State of Ohio issues bonds on a project by project basis.
- The size of each bond issue ranges from \$3M to \$30M.
- Bondholders are paid semi-annually.

History of Bond Issues

Since 2008, the Bond Fund has completed two bond issues for \$16,875,000, for which the par amount of \$15,060,000 is currently outstanding.

Past Payment Issues

No Contracting Party has ever failed to make their scheduled monthly payments.

Program Consistency

The same principals who worked with the State to develop the Federal Title XXIII Program in 2008 remain the Financial Advisor to the Federal Title XXIII Program today. These same principals worked with the State to create similar State Bond Fund Programs that are currently active within the State of Ohio. These State Bond Fund Programs include the Ohio Enterprise Bond Fund (first bond issued in 1988) and the State Transportation Infrastructure Bond Fund Program (first bond issued in 2006). The Financial Advisor and the State review all projects prior to approval and perform on-going monitoring of each Contracting Party.

² Program Reserve investments were marked to market on 3/31/2013.

SUMMARY DESCRIPTION OF SECURITY & RESERVES FOR FEDERAL TITLE XXIII PROGRAM
As of March 31, 2013

State Infrastructure Bank – Federal

The State Infrastructure Bank – Federal, including the Federal Direct Loan Program was created in 1996. The Ohio Department of Transportation capitalized the Federal Direct Loan Program with approximately \$87 million of Federal Highway Administration Funds. Since inception, the Federal Direct Loan Program has made 104 loans totaling \$305,077,644. As of March 31, 2013, 53 Federal Direct Loans totaling \$48,102,626 of principal were outstanding. Federal Direct Loan Program Repayments are expected to be used to make future Federal Direct Loans.

Funds in the State Infrastructure Bank – Federal Fund 2120, (the “State Infrastructure Bank – Federal”) as well as all current and future Federal Direct Loan Program Repayments are pledged as a reserve to secure Bond Fund Bonds; provided, however, that amounts in the State Infrastructure Bank – Federal may be, and are expected to be, expended or encumbered for any purpose consistent with and permitted by the Act, including new Federal Direct Loans, and may not be immediately available to pay bond debt service charges on the Bond Fund Bonds.

As of March 31, 2013, the State Infrastructure Bank – Federal assets include:

1. Cash balance of \$110,397,654, of which approximately \$2,953,379 is encumbered to identified borrowers; and,
2. Scheduled loan repayments of \$55,698,155 from 2013 through 2028. See Page 7 “Federal Direct Loan Repayments” herein.

Federal Program Reserve Fund

The Program Reserve Fund was initially funded in the amount of \$5,000,000 by the State with proceeds from the State of Ohio Taxable Transportation Project Revenue Bonds (Federal Title XXIII Transportation Infrastructure Bond Fund) Series 2008-1. As a condition to the issuance of any series of Bond Fund Bonds, the Program Reserve Fund balance must be equal to the Program Reserve Requirement. The Program Reserve Requirement is the greater of (a) \$5,000,000 or (b) five percent (5%) of the Outstanding Bonds.

State Covenant Relating to the Rating

The State has covenanted that while a Rating Service maintains a rating on any series of Bond Fund Bonds, to maintain a ratio of “Total Annual Cash Flows” to “Total Annual Debt Service” of not less than 1.20:1, unless the Rating Service agrees that maintenance of a ratio less than 1.20:1 will not result in a reduction of the rating then in effect.

Covenant Relating to Insufficiency of Pledged Revenues

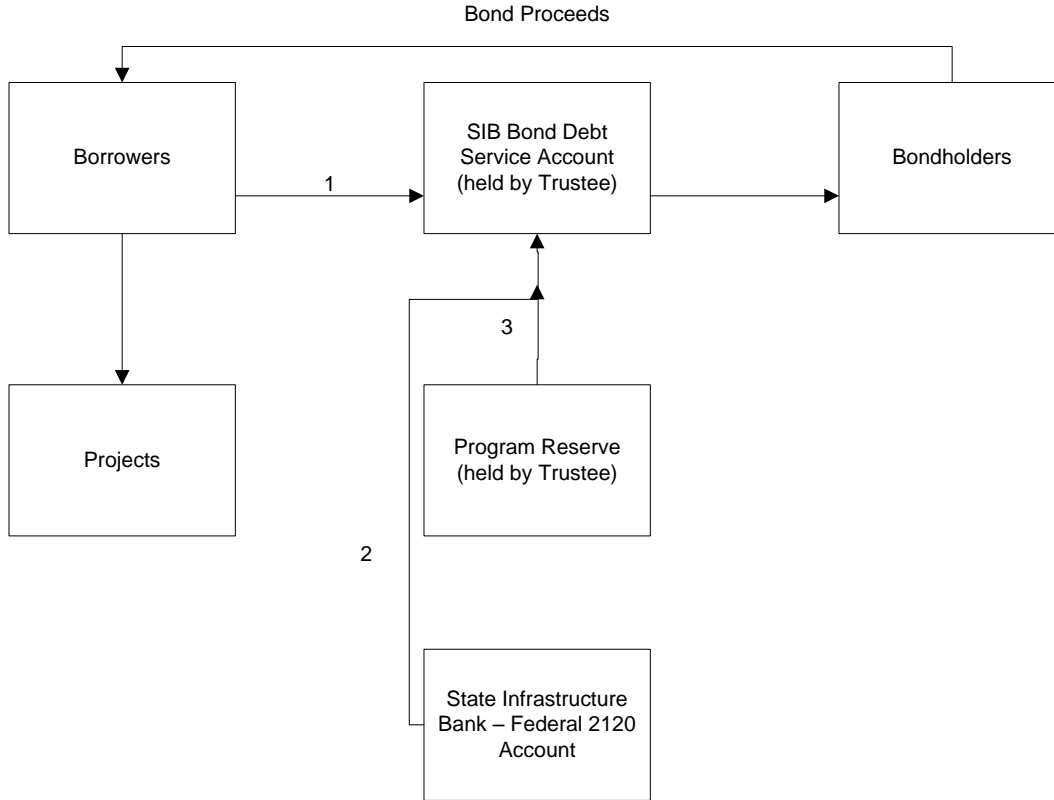
In the event the Pledged Revenues are insufficient to make payment of any Bond Service Charges when due and payable, or to maintain the Program Reserve Requirement in the Program Reserve Fund, the Director of Transportation will notify the Governor of the State (the “Governor”) of such insufficiency and will determine to what extent, if any, payment of Bond Service Charges may be made, or moneys may be restored to the Program Reserve Fund from lawfully available moneys previously appropriated to the Ohio Department of Transportation. If payment of Bond Service Charges are not made or the moneys are not immediately and fully restored to the Program Reserve Fund from such moneys, the Director is required to promptly submit a written request to both the Governor and to the Director of Budget and Management of the State. The Director will include with such requests a recommendation that the payment of Bond Service Charges and the replenishment of the Program Reserve Fund be made in the interest of maximizing the benefits of the State Infrastructure Bank – Federal.

The covenant described in the foregoing paragraph does not obligate or purport to obligate the State to pay the Bond Service Charges or to deposit moneys in the Program Reserve Fund other than from moneys that may be lawfully available and appropriated for that purpose during the then-current biennium.

[REMAINDER OF THIS PAGE INTENTIONALLY LEFT BLANK]

FLOW OF FUNDS

OHIO DEPARTMENT OF TRANSPORTATION State Infrastructure Bank Federal Bond Fund Program



Flow of Funds:

1. Borrower makes scheduled semiannual debt service payments to the Trustee;
2. Available Cash Fund within State Infrastructure Bank – Federal will be utilized;
3. Federal Program Reserve will be utilized.

Note: Collateral Proceeds Account or Bond Reserve Account, if any, will be used prior to all other funds.

SCHEDULED FEDERAL TITLE XXIII DIRECT LOAN REPAYMENTS

The Federal Direct Loan Repayments shown below are generated from Federal Direct Loans which were made under the Federal Direct Loan Program. This repayment stream, which is deposited into the State Infrastructure Bank – Federal, is pledged to the Federal Title XXIII Program.

The following table sets forth the scheduled Federal Direct Loan Repayments expected to be deposited in the State Infrastructure Bank – Federal from all loans outstanding under the Federal Direct Loan program as of March 31, 2013. No assurance is given that all Federal Direct Loan Repayments will be received as scheduled.

Scheduled Repayment of the Existing Federal Title XXIII SIB Loan Portfolio⁽¹⁾

As of March 31, 2013

<u>Calendar Year</u>	<u>Repayments</u>
2013	\$ 8,255,741
2014	12,270,439
2015	8,850,373
2016	7,787,995
2017	6,285,787
2018	6,356,720
2019	2,951,115
2020	1,191,995
2021	769,225
2022	331,495
2023	202,966
2024	136,053
2025	136,053
2026	68,880
2027	68,880
2028	34,440
Total	\$ 55,698,155

⁽¹⁾Represents principal and interest repayments from Federal Direct Loans. See Appendix IV – “Ohio Department of Transportation Existing Federal SIB Loan Borrower Description as of March 31, 2013” for further information regarding expected future payments.

APPENDIX I

**SUMMARY OF OUTSTANDING BONDS
As of March 31, 2013**

Contracting Party/Bond Series	Purpose	CUSIP	Level of Government	Original Principal	Outstanding Principal	% of Bonds Outstanding	% of Total Bond Fund	Primary Reserve	Final Maturity	Maximum Annual Debt Service
Ohio Department of Transportation 2008-1	Fund Program Reserve	67759TAM0	State	\$5,190,000	\$4,120,000	79.38%	27.36%	\$0	5/15/2023	\$551,656
		67759TAN8, 67759TAV0, 67759TAP3, 67759TAW8, 67759TAQ1, 67759TAX6, 67759TAR9, 67759TAY4, 67759TAS7, 67759TAZ1, 67759TAT5, 67759TBA5, 67759TAU2, 67759TBB3								
Hamilton County 2009-1	Intermodal Facility		County	\$11,685,000	10,940,000	93.62%	72.64%	\$0	5/15/2019	\$1,926,772
Totals				\$16,875,000	\$15,060,000		100.00%	\$0		

APPENDIX II

DEBT SERVICE REQUIREMENTS ON OUTSTANDING BONDS

The total of all Common Fund Bonds currently outstanding is \$15,060,000. The following table sets forth the debt service requirements for all outstanding Common Fund Bonds as of March 31, 2013.

Date	Total Principal	Total Interest	Total Debt Service
05/15/13	\$ 900,000.00	\$ 332,373.50	\$ 1,232,373.50
11/15/13	915,000.00	316,381.50	1,231,381.50
05/15/14	930,000.00	300,075.50	1,230,075.50
11/15/14	950,000.00	282,480.50	1,232,480.50
05/15/15	970,000.00	264,477.75	1,234,477.75
11/15/15	985,000.00	246,067.25	1,231,067.25
05/15/16	1,005,000.00	227,330.25	1,232,330.25
11/15/16	1,025,000.00	207,141.75	1,232,141.75
05/15/17	1,045,000.00	186,526.75	1,231,526.75
11/15/17	1,070,000.00	163,322.75	1,233,322.75
05/15/18	1,095,000.00	139,554.75	1,234,554.75
11/15/18	1,125,000.00	114,657.13	1,239,657.13
05/15/19	1,145,000.00	89,019.00	1,234,019.00
11/15/19	210,000.00	62,320.00	272,320.00
05/15/20	220,000.00	55,432.00	275,432.00
11/15/20	225,000.00	48,216.00	273,216.00
05/15/21	235,000.00	40,836.00	275,836.00
11/15/21	240,000.00	33,128.00	273,128.00
05/15/22	250,000.00	25,256.00	275,256.00
11/15/22	255,000.00	17,056.00	272,056.00
05/15/23	265,000.00	8,692.00	273,692.00
Total	\$ 15,060,000.00	\$ 3,160,344.38	\$ 18,220,344.38

APPENDIX III

SUMMARY OF SECURITY AND DESCRIPTION OF PROJECT

Contracting Party	Reserve	Description of Security and Lien Position	Physical Description of the Project
Ohio Department of Transportation 2008-1	\$0	<ul style="list-style-type: none"> • Pledge of earnings received from the investments of the Program Reserve Bonds. • Pledge of the Federal Direct Loan Repayments received from the Federal Direct Loan Program. • Program Reserve Bonds are issued on parity basis and are secured equally and ratably with any other Federal Title XXIII Program Bond Fund Bonds hereafter issued. 	<ul style="list-style-type: none"> • Fund the required Program Reserve for the Federal Title XXIII Program.
Hamilton County 2009-1	\$0	<ul style="list-style-type: none"> • County's Additional One-Half of One Percent (1/2%) Sales Tax received by the Subordinate Trustee. • Any earnings on the Subordinate Debt Service Reserve Fund. • Any other moneys deposited in the Subordinate Revenue Fund by the County including parking revenues of the County. • Only after and in subordination to the use of such subordinate revenues for non-subordinate purposes as outlined within the Official Statement. 	<ul style="list-style-type: none"> • A segment of an intermodal transit facility containing approximately 1,075 public parking spaces. • Upon completion, the intermodal facility will link the Cincinnati riverfront transit center to the (i) City of Cincinnati's central business district, (ii) Paul Brown Stadium (Cincinnati Bengals of the National Football League) and (iii) Great American Ball Park (Cincinnati Reds of Major League Baseball).

APPENDIX IV
Ohio Department of Transportation
Existing Federal SIB Loan Borrower Description
As of March 31, 2013

<u>Loan</u>	<u>Borrower</u>	<u>GO</u> <u>Rating</u>	<u>Implied</u> <u>Rating</u>	<u>Security or Repayment Sources</u>	<u>Outstanding</u> <u>Principal</u>
1	Cuyahoga County	Aa1	A2	Vehicle Registration Fees	\$ 4,254,147
2	City of Harrison	A1	Baa3	General Revenue Fund	\$ 220,628
3	City of Cleveland	A1	Baa1	Income Tax	\$ 1,742,390
4	City of Columbus	Aaa	Aaa2	General Revenue Fund	\$ 7,681,481
5	City of Dover	Aa3	A1	Income Tax	\$ 732,163
6	City of Geneva	N/R	N/R	Motor Vehicle Gasoline Tax Revenues	\$ 149,080
7	WESTCO	N/R	N/R	Maintenance Fees	\$ 167,163
8	City of Piqua	N/R	N/R	State Income Tax Revenues	\$ 464,387
9	City of Barberton	Aa3	A2	Permissive License Tax Revenues	\$ 117,140
10	Harrison County	N/R	N/R	Gas Tax, Vehicle Registration Fees, Property Assessments, Water and Sewer Fees	\$ 46,997
11	City of Uhrichsville	N/R	N/R	Capital Improvement Fund	\$ 280,853
12	City of Mentor on the Lake	N/R	N/R	General Revenue Fund	\$ 721,263
13	City of Mentor on the Lake	N/R	N/R	General Revenue Fund	\$ 16,373
14	City of Elyria	A1	A3	NOACA-STP Funds	\$ 1,892,208
15	City of Newark	Aa3	A1	Vehicle Registration Fees, State Gas Tax, TIF	\$ 823,284
16	City of Lorain	A3	Baa1	Property Taxes and Income Taxes	\$ 56,066
17	City of Lorain	A3	Baa1	Property Taxes and Income Taxes	\$ 411,849
18	City of Youngstown	Baa1	Baa3	Waste Water fund and Water fund, Non-Tax Revenues	\$ 599,731
19	City of Geneva	N/R	N/R	Motor Vehicle Gasoline Tax and Motor Vehicle License Tax Revenues	\$ 62,415
20	City of Pataskala	Aa3	A1	Permissive License Tax Revenues, City Street Fund, Non-Tax Revenues	\$ 247,771
21	City of Cleveland Heights	Aa2	Aa3	Motor Vehicle Gasoline Tax and Motor Vehicle License Tax Revenues	\$ 203,910
22	City of Gahanna	Aa1	Aa2	MORPC proceeds, backed by General Revenues of City	\$ 3,002,310
23	Montgomery County TID	Aa2	A1	TIF Revenues, General Revenues	\$ 2,510,990
24	City of East Liverpool	N/R	Ba2	Motor Vehicle Gas Tax	\$ 208,734
25	City of Zanesville	A1	A3	Motor Vehicle Gas Tax Revenues	\$ 70,625
26	Village of West Jefferson	N/R	N/R	All available non-tax revenues	\$ 2,000
27	City of Lorain	A3	Baa1	Income Tax	\$ 2,000
28	City of Lorain	A3	Baa1	Income Tax	\$ 6,000
29	City of Lorain	A3	Baa1	Income Tax	\$ 4,000

APPENDIX IV
Ohio Department of Transportation
Existing Federal SIB Loan Borrower Description
As of March 31, 2013

<u>Loan</u>	<u>Borrower</u>	<u>GO</u> <u>Rating</u>	<u>Implied</u> <u>Rating</u>	<u>Security or Repayment Sources</u>	<u>Outstanding</u> <u>Principal</u>
26	Village of West Jefferson	N/R	N/R	All available non-tax revenues	\$ 2,000
27	City of Lorain	A3	Baa1	Income Tax	\$ 2,000
28	City of Lorain	A3	Baa1	Income Tax	\$ 6,000
29	City of Lorain	A3	Baa1	Income Tax	\$ 4,000
30	Franklin County	Aaa	Aa2	Water and Sewer Enterprise Fund	\$ 2,000
31	Stark County	Aa3	A1	Pledge of License Plate Fee Tax and Gasoline Tax	\$ 810,886
32	KYOVA	N/R	N/R	Metropolitan Planning Organization Program Allocation	\$ 472,671
33	SCATS	A3	Baa1	Metropolitan Planning Organization Program Allocation	\$ 900,504
34	City of Huber Heights	Aa2	A2	TIF Revenues, Local Gov't Fund, Local Gov't Revenue Assistance Fund	\$ 1,225,692
35	City of Akron	Aa3	A1	Pledge of Gasoline Tax, Motor Vehicle License Tax and Non-Tax Revenues	\$ 769,876
36	Ross County	Aa2	A1	Vehicle Gasoline Tax Revenues	\$ 225,010
37	City of Ashland	A1	A3	Gasoline Tax Revenues, Motor Vehicle License Tax and Non-Tax Revenues	\$ 192,549
38	City of Reynoldsburg	Aa2	A1	TIF Revenue and Non-Tax Revenues	\$ 63,232
39	TMACOG	N/R	N/R	Metropolitan Planning Organization Surface Transportation Program Allocation	\$ 3,477,276
40	City of Akron	Aa3	A1	City Tax Revenues & Non-Tax Revenues	\$ 885,747
41	City of Akron - Projects (3)	Aa3	A2	Motor Vehicle Gas Tax	\$ 753,115
42	Mayfield Village	Aa2	A1	Special Assessment, TIF Revenues and Non-Tax Revenues	\$ 796,473
43	City of Lancaster	Aa3	A2	Surface Transportation Program Allocation & Motor Vehicle Tax	\$ 415,786
44	City of East Liverpool	N/R	Ba2	Motor Vehicle Gasoline Tax and Motor Vehicle License Tax Revenues	\$ 222,720
45	Hamilton County	Aa2	A2	Permissive Tax of the County	\$ 335,942
46	City of Conneaut	A1	A3	Gasoline Tax Revenue and Motor Vehicle License Tax	\$ 377,762
47	City of East Palestine	N/R	N/R	Motor Vehicle Gas Tax	\$ 28,233
48	Warren County	Aa1	Aa3	Motor Vehicle Registration Fees and Gas Tax Revenues	\$ 42,913
49	City of Huber Heights	Aa2	A1	TIF Revenues, Local Gov't Fund, Local Gov't Revenue Assistance Fund	\$ 732,079
50	Great Lakes Science Center	N/R	N/R	Mortgage on the Parking Facility and Vehicle Parking Fees	\$ 1,408,794

APPENDIX IV
Ohio Department of Transportation
Existing Federal SIB Loan Borrower Description
As of March 31, 2013

<u>Loan Borrower</u>	<u>GO</u> <u>Rating</u>	<u>Implied</u> <u>Rating</u>	<u>Security or Repayment Sources</u>	<u>Outstanding</u> <u>Principal</u>
51 City of Steubenville	N/R	Baa1	MPO Pledge of annual allocation, private funds and City Non-Tax Revenues	\$ 658,834
52 Mayfield Village	Aa2	A3	TIF Revenues and Special Assessments	\$ 1,481,885
53 Muskingum County TID	N/R	N/R	TIF and Lease Payments, plus a reserve	\$ 5,124,689
				<u>\$ 48,102,626.32</u>

*Implied Rating presents the rating of the security for the SIB Loan Agreement.

APPENDIX V

**Ohio Department of Transportation
SIB FEDERAL TITLE XXIII PROGRAM & FHWA PORTFOLIO HISTORY
As of March 31, 2013**

For the Period:	CY 2013	CY 2012	CY 2011	CY 2010	CY 2009	CY 2008	CY 2007	CY 2006 - 1996	Total since Inception (1996)
Principal Collected	\$6,832,479	\$14,880,785	\$25,997,221	\$16,991,790	\$16,696,548	\$7,051,556	\$8,207,065	\$96,563,067	\$193,220,512
Interest Collected	377,768	2,346,333	2,597,556	1,816,392	2,229,923	2,054,019	1,758,117	10,158,671	23,338,778
Total P & I Collected:	\$7,210,247	\$17,227,118	\$28,594,777	\$18,808,182	\$18,926,471	\$9,105,575	\$9,965,182	\$106,721,738	\$216,559,289
New Loans Originated:									
Number:	4	2	4	4	4	6	10	71	104
Principal Authorized:	\$2,602,639	\$609,580	\$9,798,466	\$5,629,006	\$3,761,264	\$13,194,511	\$14,341,420	\$255,142,758	\$305,077,644
Average Loan Amount:	\$650,660	\$304,790	\$2,449,617	\$1,407,252	\$940,316	\$2,199,085	\$1,434,142	\$3,593,560	\$2,933,458
Principal Released - Will not be Drawn ² :									(\$53,134,225)
Matured Loans:									
Number:	0	1	4	1	0	0	0	7	13
Original Principal:	\$0	\$5,730,986	\$10,508,842	\$817,953	\$0	\$0	\$0	\$16,512,500	\$33,570,281
Prepaid Loans:									
Number:	3	3	3	9	5	1	3	12	39
Original Principal:	\$7,667,000	\$13,687,630	\$10,091,946	\$12,779,514	\$6,422,046	\$595,344	\$5,862,250	\$86,497,571	\$143,603,301
Loans Written Off:									
Number:	0	0	0	0	0	0	0	0	0
Principal:	\$0	\$0	\$0	\$0	\$0	\$0	\$0	\$0	\$0
Total Outstanding Loans:									
Number:	53	52	54	57	63	64	59	52	N/A
Principal:	\$48,102,626	\$46,856,234	\$67,017,522	\$82,646,698	\$91,797,346	\$85,710,767	\$75,005,709	\$69,118,820	N/A
Principal Not Drawn Yet - Active Loans ¹ :	\$10,622,281								
Current Loans:									
Number:	53	52	54	57	63	64	59	52	N/A
Principal:	\$48,102,626	\$46,856,234	\$67,017,522	\$82,646,698	\$91,797,346	\$85,710,767	\$75,005,709	\$69,118,820	N/A
Delinquent Loans (60-120 days) as of End of Calendar Year:									
Number:	0	0	0	0	0	0	0	0	N/A
Principal:	\$0	\$0	\$0	\$0	\$0	\$0	\$0	\$0	N/A
Delinquent Loans (Over 120 days) as of End of Calendar Year:									
Number:	0	0	0	0	0	0	0	0	N/A
Principal:	\$0	\$0	\$0	\$0	\$0	\$0	\$0	\$0	N/A
¹ Loan Principal committed to all outstanding loans that has not been drawn down as of March 31, 2013.									
² Loan Principal on all loans that has been released (cancelled). Will not be drawn.									

APPENDIX VI
Ohio Department of Transportation
ODOT – STATE INFRASTRUCTURE BANK ANNUAL FINANCIAL REPORT

[THIS SPACE INTENTIONALLY LEFT BLANK]



STATE INFRASTRUCTURE BANK

Annual Financial Report
Federal Fiscal Year 2012
(October 2011 - September 2012)

John R. Kasich, Ohio Governor

Jerry Wray, ODOT Director



Table of Contents

INTRODUCTION.....	1
ORGANIZATIONAL CHART.....	2
FINANCIAL SECTION	
Statement of Revenues and Expenditures.....	3
Balance Sheet.....	3
LOAN/BOND SECTION	
City of Zanesville	4
Akron Canton Airport Authority	5
West Jefferson	6
Lake Township.....	7
Lawrence County.....	8
Toledo Lucas County Port Authority.....	9
ACTIVE PROJECT LIST	10-12
GRAPHS	
SIB Balances Available to Loan.....	13
State Infrastructure Bank Loans/Bonds	14
Modes of Loans/Bonds	15
SIB PROJECT INFO	
State Infrastructure Bank Projects	16
State Infrastructure Bank Projects Map.....	17
SIB PROJECT MAPS	
SIB Loans by ODOT District.....	18
SIB Loan/Bond Locations	19
SIB ANNUAL STATEMENT DISTRIBUTION LIST	

**State Infrastructure Bank
Annual Financial Report**

The Ohio Department of Transportation is pleased to present the Federal Fiscal Year (FFY) 2012 State Infrastructure Bank (SIB) Annual Financial Report.

This report contains a financial statement of the SIB and summaries for loans that were approved by the loan committee during the federal fiscal year (October 2011-September 2012).

The portfolio of the FFY 2012 SIB had five loans totaling \$7.8 million and one bond issuance in the amount of \$9,430,000. Since the beginning of the program, the Ohio SIB has issued 138 loans and 3 bond issuances totaling \$426.5 million.

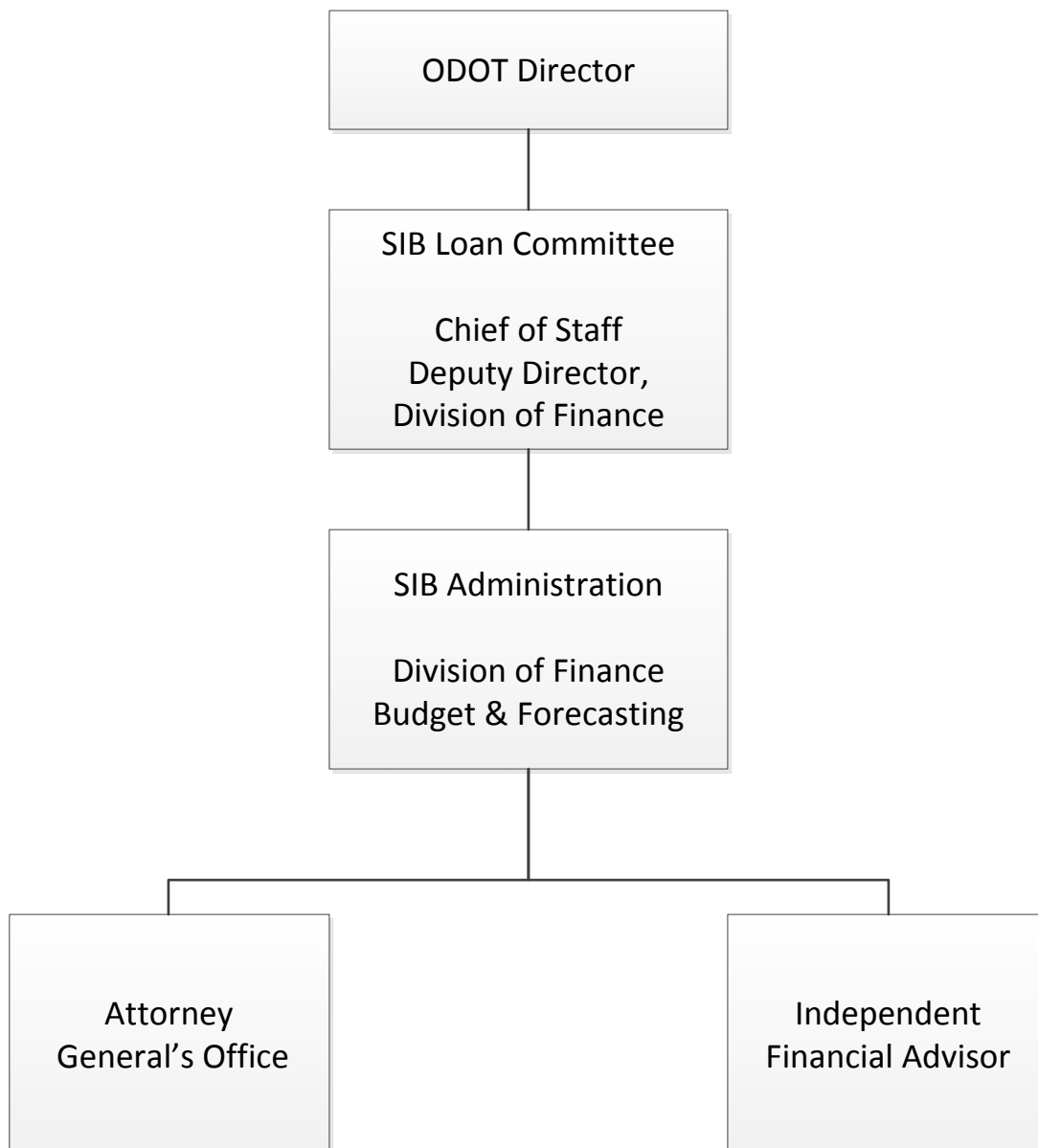
The Ohio SIB has been audited for State Fiscal Year 2011 by the State of Ohio Auditor's office and complies with the Single Audit Act.

To the best of our knowledge and belief, the enclosed data is accurate in all material respects and is reported in a manner designed to present fairly the financial position of the Ohio State Infrastructure Bank.

Ohio Department of Transportation

State Infrastructure Bank

Organizational Chart



OHIO DEPARTMENT OF TRANSPORTATION
STATE INFRASTRUCTURE BANK
FUNDS 2120 AND 2130
COMBINED STATEMENT OF REVENUES AND EXPENDITURES IN FUND BALANCES
FOR FEDERAL YEAR ENDING SEPTEMBER 30, 2012

<u>Beginning Cash Balance</u>	\$110,647,552
 <u>Revenues</u>	
Investment Earnings	262,875
Principal Loan Repayment (FHWA)	10,796,385
Interest Payment on Loan (FHWA)	\$611,567
Principal Loan Repayment (GRF)	2,094,542
Interest Payment on Loan (GRF)	509,100
Principal Loan Repayment (2nd Generation)	8,575,618
Interest Payment on Loan (2nd Generation)	1,975,470
Principal Loan Repayment (State Motor Fuel)	2,425,400
Interest Payment on Loan (State Motor Fuel)	219,051
Administrative Fees	48,022
Total Revenues	\$27,518,031
 <u>Expenditures</u>	
Administrative	\$0
Federal Highway Funds	920,517
General Revenue Funds	6,096,061
Motor Fuel Tax Funds	1,212,665
Second Generation/Title 23 Funds	2,364,167
Total Expenditures	\$10,593,411
 <u>Ending Cash Balance</u>	
	\$127,572,172

STATE INFRASTRUCTURE BANK
BALANCE SHEET FOR FUNDS 2120 AND 2130
FOR FEDERAL YEAR ENDING SEPTEMBER 30, 2012

Assets and Other Debits:

Assets:

Uncommitted Cash	\$102,860,123
Cash Reserve - Current Year Debt Service - Title 23 & GRF	\$1,082,748
Cash Reserve for Approved Loans Already Encumbered	5,169,221
Cash Reserve for Approved Loans Not Yet Encumbered	18,460,080
Total Cash on Hand:	\$127,572,172

Receivables:

Loans Already Disbursed	
Principal Due	\$84,424,887
Interest Due	10,337,194
Administrative Fees	120,247
Total:	\$94,882,329

Total Assets:

\$222,454,501

Equity:

Original Seed Money:

Federal	\$87,000,000
GRF	40,000,000
Motor Fuel Tax	10,000,000
Total:	\$137,000,000

Investment Earnings	\$53,636,383
Interest from Loans	31,818,117

Total Equity:

\$222,454,501

LOAN AGREEMENT SUMMARY

PROJECT CHARACTERISTICS

Name of Project: State Street Bridge

This project is the rehabilitation of the State Street Bridge over the Licking River, which includes patching spalled and delaminated areas on the underside of the bridge and edge of existing bridge arches and pier, and the sealing of concrete surfaces. This project was split into two phases and the loan funded the local share of the second phase of it. Phase II was necessary to ensure the integrity of the bridge and to meet the projected useful life of the original Phase I project.

Borrower: Zanesville
Total Project Cost: \$585,695
Construction/Procurement Date: March 2012
Project Completion Date: October 2012
PID Identification: 86785
STIP Identification: 2012stipID1469FDCO
SIB Identification: 120001

LOAN CHARACTERISTICS

Date of Loan: March 19, 2012
Amount of Loan: \$109,580
Interest Rate: 3%
Term: 10 years
Purpose of Loan: Construction
Primary Repayment Source: State Gas Tax
SIB Funding Source: Title 23

TOTAL FUNDING SOURCES

Federal Earmark	\$444,600
Transportation Community & Systems Preservation (2009)	
Municipal Bridge Grant	\$ 31,515

LOAN AGREEMENT SUMMARY

PROJECT CHARACTERISTICS

Name of Project: Airport Parking lot

The loan proceeds will be used for the construction of a 750 space remote parking lot facility at the Akron-Canton Regional Airport. The lot will have two entrances, three exit lanes and operate 24 hours a day. The construction includes an asphalt surface lot, parking equipment and directional signage. The parking capacity will increase by 24% with this lot and service the additional demand for parking as the airport adds new service routes.

Borrower: Akron Canton Airport Authority
Total Project Cost: \$3,260,000
Construction/Procurement Date: June 2012
Project Completion Date: August 2012
PID Identification: 93319
STIP Identification: na
SIB Identification: 120003

LOAN CHARACTERISTICS

Date of Loan: June 6, 2012
Amount of Loan: \$3,108,000
Interest Rate: 3%
Term: 10 years
Purpose of Loan: Construction
Primary Repayment Source: Airport Revenue
SIB Funding Source: General Revenue Fund

TOTAL FUNDING SOURCES

Airport \$152,000

LOAN AGREEMENT SUMMARY

PROJECT CHARACTERISTICS

Name of Project: I-70/State Route 29 Interchange/Round-about

A design build project that will include the construction of a 204-foot, expandable two-lane roundabout at the west bound I-70 exit/entrance ramps on State Route 29, the widening and construction of a turn lane from the west bound ramp in Madison County, Ohio. Project will also include the widening and reconstruction of State Route 29 within the project limits north of I-70 and Township Road 1117/Snyder Lane will be relocated and extended.

Borrower: West Jefferson
Total Project Cost: \$4,278,000
Construction/Procurement Date: August 2012
Project Completion Date: June 2014
PID Identification: 83245
STIP Identification: 2012stipID1711STCO
SIB Identification: 130001

LOAN CHARACTERISTICS

Date of Loan: August, 2012
Amount of Loan: \$500,000
Interest Rate: 3%
Term: 10 years
Purpose of Loan: Construction
Primary Repayment Source: Capital Projects Fund, Permissive Tax Fund and Street Construction, Maintenance and Repair Fund revenues
SIB Funding Source: Title 23

TOTAL FUNDING SOURCES

Duke Realty \$1,750,000
West Jefferson Partners \$1,750,000
Ohio Department of Development-629 \$ 138,000
ODOT, Jobs & Commerce \$ 140,000

LOAN AGREEMENT SUMMARY

PROJECT CHARACTERISTICS

Name of Project: State Route 619 rehabilitation

State Route 619 will be improved with 4 and 5 lane typical section including designated turn lanes to reduce congestion and enhance safety for both existing and future traffic conditions. The improvement will include widening of the existing two lane pavement with curb, gutter, storm sewer and signage. The existing intersections of Kaufman Avenue, Hartville Market/King Church Avenue and Milan Avenue will be improved with a new signal or roundabout design pending further study.

Project Sponsor: Lake Township
Total Project Cost: \$9,631,000
Construction/Procurement Date: January 2016
Project Completion Date: October 2017
PID Identification: 93172
STIP Identification: Not available yet
SIB Identification: 130002

LOAN CHARACTERISTICS

Date of Loan: Pending
Amount of Loan: \$2,006,000
Interest Rate: 3%
Term: 10 years
Purpose of Loan: Construction
Primary Repayment Source: Tax Increment Financing (TIF) revenues
Secondary Repayment Source: State Gas Tax
SIB Funding Source: Title 23

TOTAL FUNDING SOURCES

Stark County Regional Planning Commission (SCATS)	\$3,500,000
Stark County Transportation Improvement District	\$ 750,000
Ohio Department of Transportation	\$3,375,000

LOAN AGREEMENT SUMMARY

PROJECT CHARACTERISTICS

Name of Project: Point Industrial Park Crane Foundation

The loan proceeds will be used for the construction of a crane foundation as part of the sheet pile dock staging facility used for transferring of goods. The crane will be used to load and unload containers and bulk goods from road to barge and vice versa. This facility will serve the Tri-State Region and will be the only bridge crane within a 100 mile radius.

Project Sponsor: Lawrence
Total Project Cost: \$4,858,000
Construction/Procurement Date: July 2013
Project Completion Date: July 2014
PID Identification: 92753
STIP Identification: Not available yet
SIB Identification: 120002

LOAN CHARACTERISTICS

Date of Loan: Closing pending
Amount of Loan: \$2,088,000
Interest Rate: 3%
Term: 10 years
Purpose of Loan: Construction
Primary Repayment Source: MPO CMAQ allocations
SIB Funding Source: Federal/Motor Fuel Tax

TOTAL FUNDING SOURCES

Ohio Department of Development – L & D Program Funds	\$2,000,000
Lawrence County – Transportation Improvement District	\$ 250,000
Lawrence County	\$ 520,000

BOND ISSUANCE SUMMARY

PROJECT CHARACTERISTICS

Name of Project: Toledo Parking Garages

SIB bond proceeds were used by the borrower to finance the acquisition of three downtown parking garages and the rights to approximately 900 parking meters from the City of Toledo. From the bond issuance, a little over \$500,000 was for capital improvements with the remainder of the funds paid to the city. Parking facility revenues were pledged toward the semi-annual debt service payment.

Project Sponsor: Toledo Lucas County Port Authority
Total Project Cost: \$14,370,000
Construction/Procurement Date: December 2011
Project Completion Date: December 2011
PID Identification: not applicable
STIP Identification: not applicable
SIB Identification: Bond Series 2011-1

BOND CHARACTERISTICS

Date of Bond: December 22, 2011
Amount of Bond: \$9,430,000
Interest Rate: 3.97%
Term: 20 years
Purpose of Bond: Purchase of parking garages and rights to parking meters
Primary Repayment Source: Senior pledge of all net operating revenues generated from the parking garages and parking meters (including violation revenues) and a pledge of all nontax revenues of the Port Authority.
SIB Funding Source: State Transportation Infrastructure GRF Bond Fund

TOTAL FUNDING SOURCES

Toledo Lucas County Port Authority Bond issuance \$4,940,000

**Ohio Department of Transportation
State Infrastructure Bank
Active Project List ending September 30, 2012**

Borrower	Project	Loan / Bond	Loan / Bond	Funds	Interest	Term	Loan
		Amount	Disbursements	Available	Rate		
Cuyahoga County	Crocker Stearns Road	\$8,005,000.00	\$5,126,202.27	\$2,878,797.73	3.00%	10	060001
City of Pickerington	Diley Road widening	\$4,437,714.61	\$4,437,714.61	\$0.00	3.00%	10	060003
City of Harrison	New Haven Road widening over I-74	\$547,245.00	\$547,245.00	\$0.00	3.00%	10	060007
Village of Johnstown	Industrial Park extension of Commerce Drive	\$622,000.00	\$622,000.00	\$0.00	3.00%	10	060008
City of Cleveland	Fulton Road bridge replacement	\$2,100,000.00	\$2,100,000.00	\$0.00	3.00%	10	060010
City of Lorain	East 36th Street & local roadways	\$438,482.00	\$438,482.00	\$0.00	3.00%	7	060011
City of Columbus	Main Street bridge replacement	\$15,001,134.00	\$10,758,372.66	\$4,242,761.34	3.00%	10	060012
City of Pickerington	Diley Road widening - Phase II	\$3,067,285.39	\$3,067,285.39	\$0.00	3.00%	10	0600A3
City of Dover	Tuscarawas Avenue bridge	\$881,817.91	\$881,817.91	\$0.00	3.00%	10	070001
City of Geneva	Austin Road RR grade crossing separation	\$427,000.00	\$427,000.00	\$0.00	3.00%	10	070003
WESTCO	USR 36 Railroad bridge and grade separation	\$365,943.00	\$365,943.00	\$0.00	3.00%	8	070004
Village of Jefferson	West Mulberry Street extension (SR 307)	\$448,200.00	\$448,200.00	\$0.00	3.00%	10	070005
City of Piqua	CR 25A widening & reconstruction	\$1,192,090.30	\$1,192,090.30	\$0.00	3.00%	10	070006
City of Columbus	Roberts Road	\$7,163,732.00	\$7,163,732.00	\$0.00	3.00%	7	070007
City of Barberton	State Route 619	\$441,748.00	\$196,377.68	\$245,370.32	3.00%	10	070008
Harrison County	CR 29 reconstruct	\$125,788.48	\$125,788.48	\$0.00	3.00%	10	070009
City of Uhrichsville	North Water Street project	\$735,054.18	\$735,054.18	\$0.00	3.00%	10	070012
City of Mentor on the Lake	SR 283 (Andrews Road) - NOACA portion	\$1,842,140.00	\$1,842,140.00	\$0.00	3.00%	5	070A10
City of Elyria	SR 57 rehab - NOACA portion	\$6,708,000.00	\$6,113,350.92	\$594,649.08	3.00%	10	070A13
City of Mentor on the Lake	SR 283 (Andrews Road) - City portion	\$752,000.00	\$751,800.00	\$200.00	3.00%	10	070B10
City of Elyria	SR 57 rehab - City portion	\$3,252,000.00	\$3,223,213.10	\$28,786.90	3.00%	10	070B13
City of Lorain	10 local roads rehabilitation	\$302,000.00	\$302,000.00	\$0.00	3.00%	10	080001
City of Toledo	Marina District; Riverside Drive	\$5,010,000.00	\$2,808,268.24	\$2,201,731.76	3.00%	10	080002
City of Newark	Newark-Waterworks SR 13 Reconstruction	\$3,010,000.00	\$2,076,631.64	\$933,368.36	3.00%	10	080003
Akron Canton Airport Authority	Terminal expansion project	\$6,845,000.00	\$6,845,000.00	\$0.00	3.99%	10	2006-2
Harmony Township	Rehabilitation of three township roads	\$232,000.00	\$232,000.00	\$0.00	3.00%	7	090001
City of Lorain	North Ridge Road rehabilitation	\$72,635.97	\$72,635.97	\$0.00	3.00%	10	090002
Fairfield County Airport	Land acquisition for future airport expansion and	\$684,528.00	\$684,528.00	\$0.00	3.00%	10	090003
Toledo-Lucas County PA	Toledo Express Airport rental car facility	\$2,010,000.00	\$2,010,000.00	\$0.00	3.00%	7	090004
City of Lorain	State Route 58 and various local roadways rehab	\$1,166,785.95	\$1,166,785.95	\$0.00	3.00%	10	090007
City of University Heights	University Heights roadway reconstruction	\$682,000.00	\$577,844.93	\$104,155.07	3.00%	10	090009
City of Youngstown	Brier Hill Industrial Park	\$2,626,090.00	\$1,554,058.28	\$1,072,031.72	3.00%	10	100001
City of Geneva	North Eagle Street rehabilitation	\$74,350.36	\$74,350.36	\$0.00	3.00%	5	100002
Dayton Montgomery County Port Authority	Austin Road interchange parking garage	\$3,610,000.00	\$3,233,060.20	\$376,939.80	3.00%	10	100004
City of Alliance	MLK Viaduct Project	\$162,000.00	\$2,000.00	\$160,000.00	3.00%	5	100005

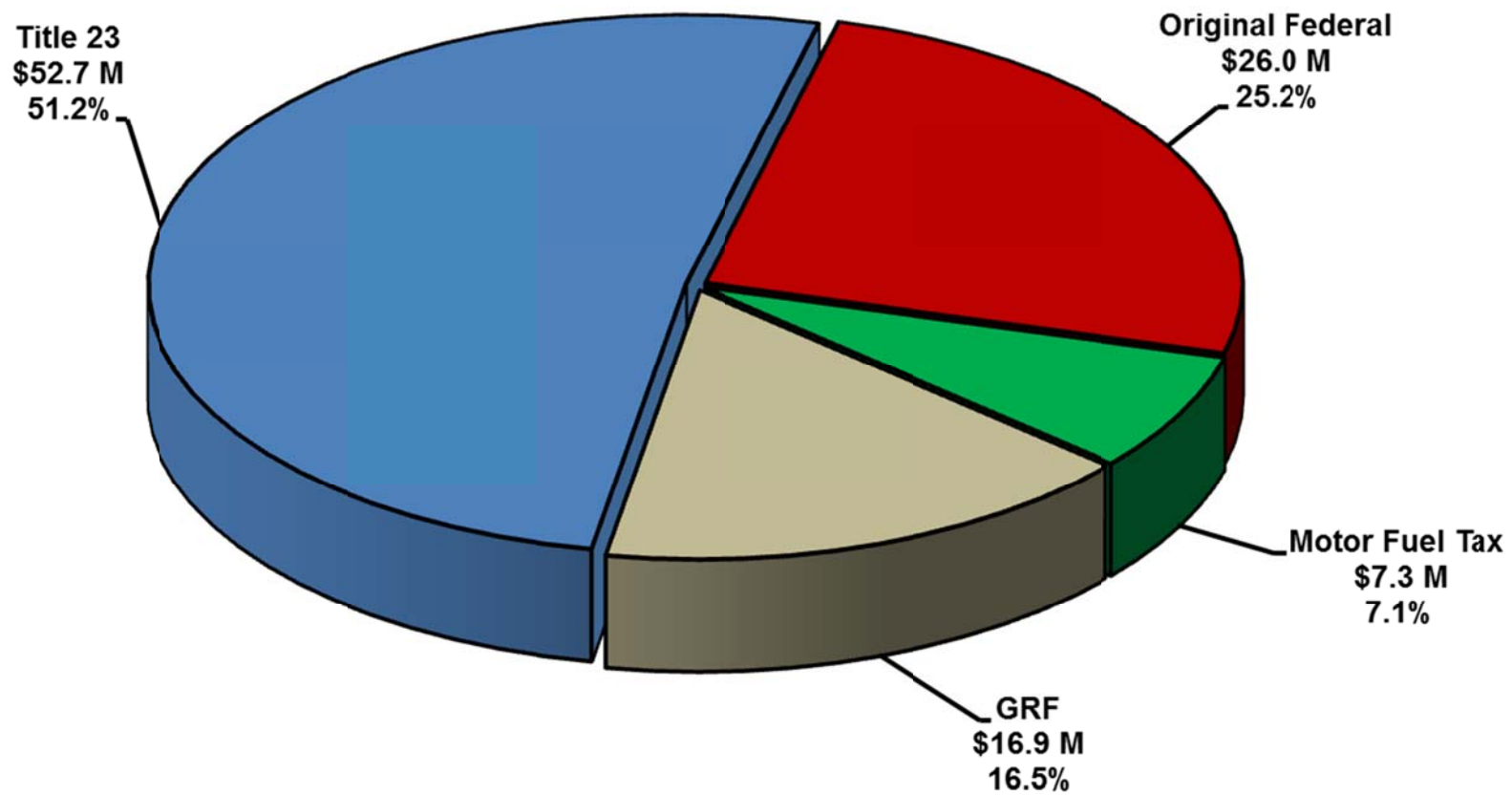
**Ohio Department of Transportation
State Infrastructure Bank
Active Project List ending September 30, 2012**

Borrower	Project	Loan / Bond	Loan / Bond	Funds	Interest	Term	Loan Number
		Amount	Disbursements	Available	Rate		
City of Alliance	MLK Viaduct Project	\$162,000.00	\$2,000.00	\$160,000.00	3.00%	5	100005
City of Pataskala	Summit Road South rehabilitation	\$247,771.32	\$247,771.32	\$0.00	3.00%	10	110001
City of Cleveland Heights	Taylor Road rehabilitation	\$7,266,000.00	\$35,249.84	\$7,230,750.16	3.00%	10	110002
City of Lorain	West 38th, West 39th and Oberlin Avenue rehabili	\$409,572.00	\$184,740.33	\$224,831.67	3.00%	10	110003
City of Gahanna	Tech Center Drive extension and structure over I-	\$6,347,508.00	\$5,021,247.76	\$1,326,260.24	3.00%	5	110004
Montgomery County Transportation Improve	Byers Road relocation	\$2,510,990.00	\$2,510,990.00	\$0.00	3.00%	10	110005
City of East Liverpool	State Route 39 resurfacing and local road improve	\$445,136.00	\$384,679.99	\$60,456.01	3.00%	10	110006
Montgomery County	Austin Pike	\$2,508,000.00	\$0.00	\$2,508,000.00	3.00%	10	110007
Zanesville	State Street Bridge	\$109,580.00	\$41,926.00	\$67,654.00	3.00%	10	120001
Law rence County Economic Development/K	Crane foundation construction	\$2,088,000.00	\$0.00	\$2,088,000.00	3.00%	10	120002
Akron Canton Regional Airport Authority	Parking lot construction	\$3,108,000.00	\$2,390,225.11	\$717,774.89	3.00%	10	120003
West Jefferson	State Route 29 and I-70 interchange roundabout	\$500,000.00	\$0.00	\$500,000.00	3.00%	10	130001
Lake Tow nship	State Route 619	\$2,006,000.00	\$0.00	\$2,006,000.00	3.00%	10	130002
Hamilton County	"The Banks" intermodal garage construction	\$11,685,000.00	\$11,681,379.58	\$3,620.42	3.97%	10	2009-1
Toledo-Lucas County PA	Parking Garages purchase	\$9,430,000.00	\$9,430,000.00	\$0.00	3.97%	20	2011-1
City of Gallipolis	Eastern Avenue Flood Mitigation Project	\$477,502.96	\$477,502.96	\$0.00	3.00%	25	SB0002
Stark County	Cleveland Avenue w idening	\$3,649,201.16	\$3,649,201.16	\$0.00	3.00%	10	SB0308
Paulding County	CR 144 w idening and rehabilitation	\$121,398.21	\$121,398.21	\$0.00	3.00%	10	SB0309
KYOVA	Chesapeake bypass construction	\$2,203,520.00	\$2,203,520.00	\$0.00	2.00%	10	SB0402
SCATS	Shuffel Road interchange	\$9,392,435.59	\$9,392,435.59	\$0.00	3.00%	10	SB0403
Akron Canton Regional Airport Authority	Airport Gate Concourse	\$2,005,000.00	\$2,005,000.00	\$0.00	3.00%	8	SB0409
City of Huber Heights	I-70/SR 202 interchange construction	\$2,059,000.00	\$2,059,000.00	\$0.00	3.00%	10	SB0410
City of Akron	US 224 improvements	\$4,323,000.00	\$4,323,000.00	\$0.00	3.00%	10	SB0412
Ross County	SR 207 environmental	\$824,981.49	\$824,981.49	\$0.00	3.00%	10	SB0413
City of Ashland	US Route 250 full-depth replacement	\$481,057.31	\$481,057.31	\$0.00	3.00%	10	SB0414
City of Reynoldsburg	US 40/Taylor Road traffic signal improvements	\$239,105.00	\$239,105.00	\$0.00	3.00%	10	SB0415
TMACOG	Martin Luther King Jr. bridge project	\$4,505,000.00	\$4,505,000.00	\$0.00	3.00%	10	SB0416
City of Akron	Cascade Bikew ay	\$2,197,000.00	\$2,197,000.00	\$0.00	3.00%	10	SB0417
City of Akron - Projects (3)	Bettes Corners Bridge, Carnegie Bridge, S. Haw kir	\$3,435,500.00	\$3,435,500.00	\$0.00	3.00%	10	SB0418
Mayfield Village	Completion of SR 90 new road connector	\$3,990,000.00	\$3,990,000.00	\$0.00	3.00%	10	SB0419
City of Lancaster	Improvements to US 33	\$1,754,781.06	\$1,754,781.06	\$0.00	3.00%	10	SB0421
City of Zanesville	State Route 146	\$4,641,113.28	\$4,641,113.28	\$0.00	3.00%	10	SB0423
City of East Liverpool	St. Clair Avenue reconstruction	\$1,081,283.00	\$1,081,283.00	\$0.00	3.00%	10	SB0425
Hamilton County	US 22/3 Montgomery Road project	\$3,926,000.00	\$2,988,996.13	\$937,003.87	3.00%	10	SB0501
City of Conneaut	Parrish Road Railroad grade separation	\$564,996.81	\$564,996.81	\$0.00	3.00%	10	SB0502
City of East Palestine	Local street improvements, West North Ave., Grar	\$712,661.43	\$712,661.43	\$0.00	3.00%	10	SB0503
Warren County	US 22/3 Right of Way	\$2,505,000.00	\$1,505,000.00	\$1,000,000.00	3.00%	4	SB0508
City of Huber Heights	SR 201/I-70 interchange project	\$1,504,000.00	\$807,775.29	\$696,224.71	3.00%	10	SB0510
Great Lakes Science Center	Construction of an intermodal parking facility	\$7,616,977.01	\$7,616,977.01	\$0.00	3.00%	20	SB9703

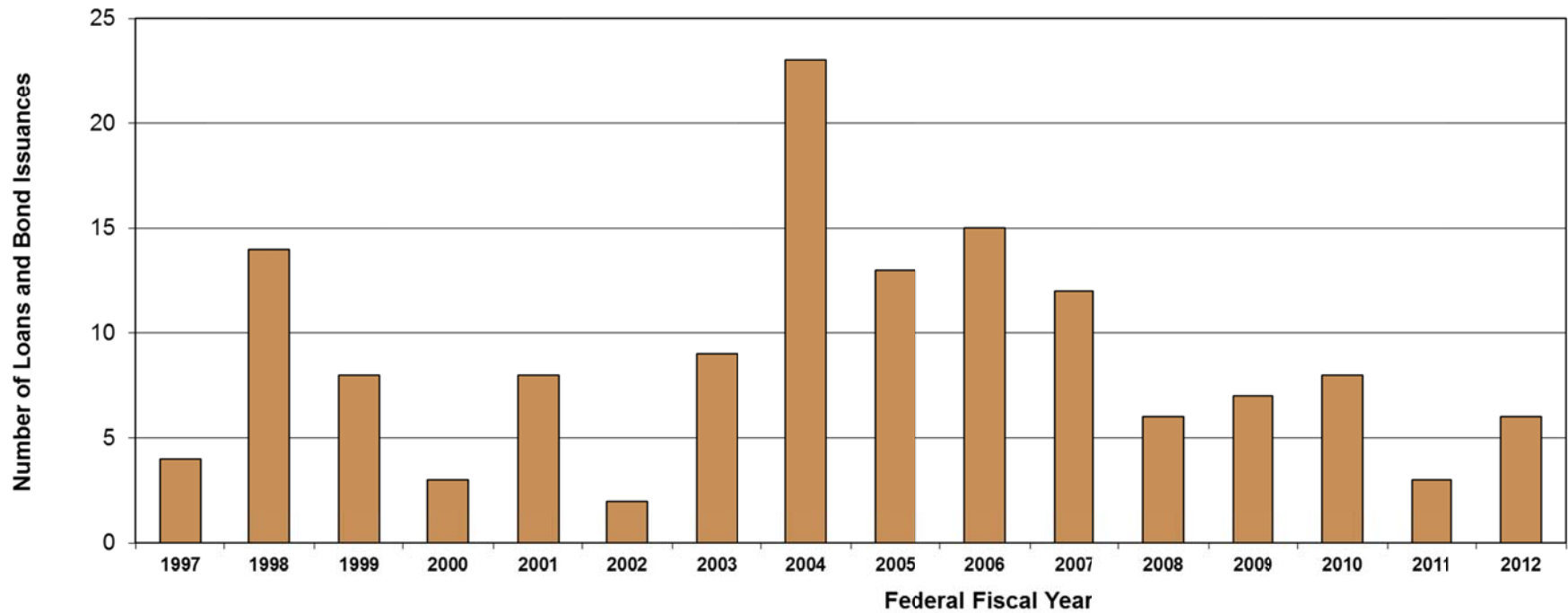
**Ohio Department of Transportation
State Infrastructure Bank
Active Project List ending September 30, 2012**

Borrower	Project	Loan / Bond Amount	Loan / Bond Disbursements	Funds Available	Interest Rate	Term	Loan Number
City of Marion	Construction of a new industrial park road	\$2,020,033.08	\$2,020,033.08	\$0.00	3.00%	15	SB9802
City of Canton	Market Street improvements from 2nd St. to 6th St.	\$1,200,000.00	\$1,200,000.00	\$0.00	3.00%	20	SB9807
Mayfield Village	Construction of new road for Progressive Insuran	\$3,445,274.65	\$3,445,274.65	\$0.00	3.00%	20	SB9907
Muskingum County TID	SR 60 improvements	\$11,060,000.00	\$11,060,000.00	\$0.00	3.00%	20	SB9908
Steubenville	State Route 43 widening	\$2,257,851.16	\$2,257,851.16	\$0.00	3.25%	25	SB9809
City of Dublin	Avery-Muirfield Drive/US 33 interchange	\$8,055,000.00	\$8,055,000.00	\$0.00	3.00%	20	SB9911
		<u>\$225,951,995.67</u>	<u>\$193,746,627.62</u>	<u>\$32,205,368.05</u>			

**SIB Balances Available
as of September 30, 2012
Total Available to Lend: \$102.9 M**



State Infrastructure Bank Loans and Bonds

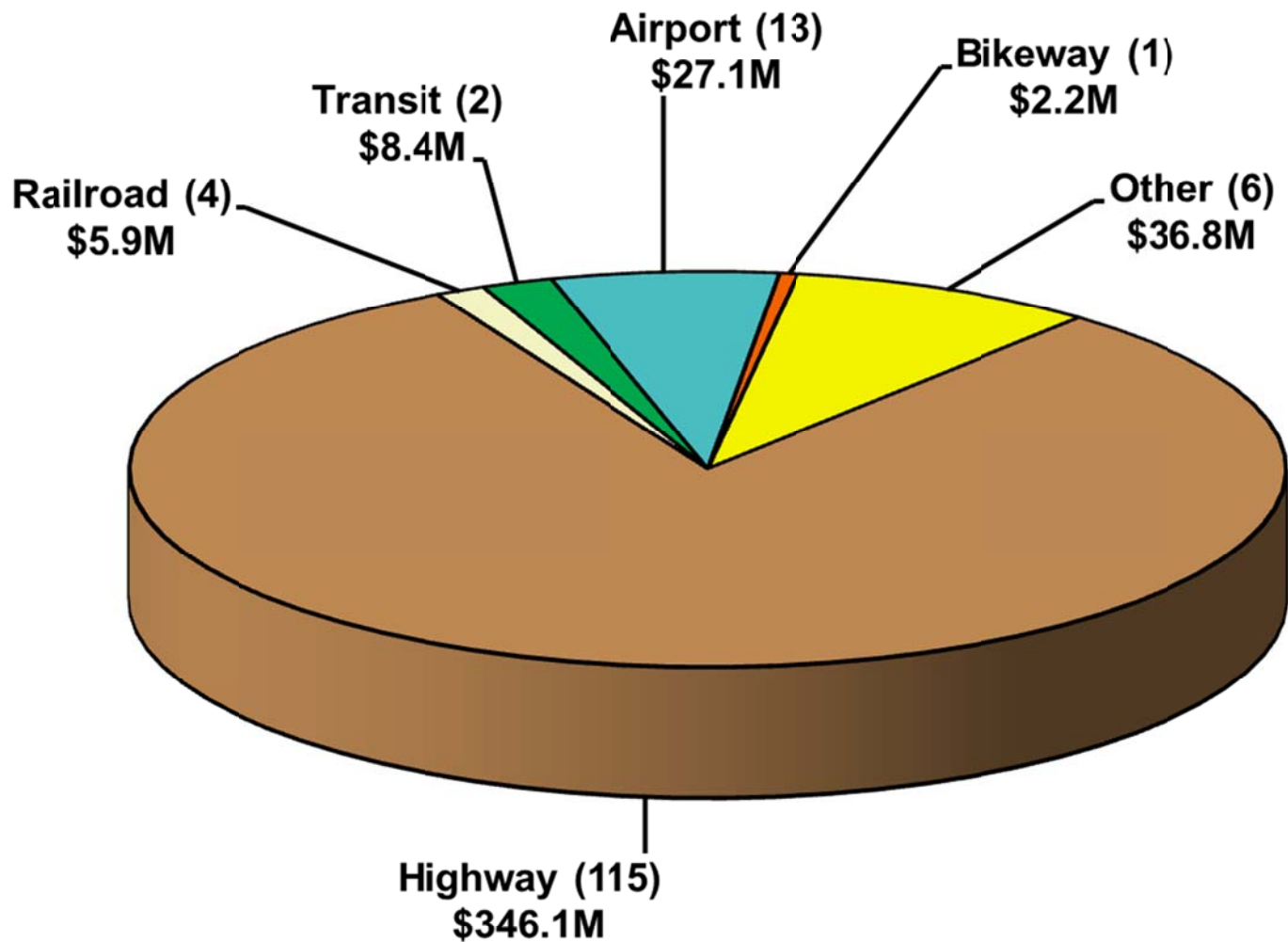


Federal Fiscal Year	1997	1998	1999	2000	2001	2002	2003	2004	2005	2006	2007	2008	2009	2010	2011	2012	Total
# of Loans	4	14	8	3	8	2	9	23	13	15	11	6	6	8	3	5	138
\$ of Approved Loans (in millions)	\$42.8	\$47.7	\$30.2	\$26.0	\$14.3	\$12.4	\$21.2	\$55.2	\$31.7	\$46.7	\$20.6	\$9.0	\$8.6	\$18.6	\$5.5	\$7.8	\$398.5
# of Bonds											1		1			1	3
\$ of Approved Bonds (in millions)											\$6.8		\$11.7			\$9.4	\$28.0

Number of Loans: 138
 Number of Bonds: 3
 Total: 141

Amount of Approved Loans: \$398.5
 Amount of Approved Bonds: \$28.0
 Total: \$426.5

**Modes of SIB Loans and Bonds
approved as of September 30, 2012**



STATE INFRASTRUCTURE BANK (SIB) PROJECTS

SIB projects include those found below and are depicted on the map on the following page.

Summit Road – City of Pataskala

The pavement and road base was damaged from heavy truck traffic causing the deterioration of Summit Road between Broad Street and Wagon Road in the city. Use of the road for heavy trucks was prohibited once the city was aware of the damage. The road was exhibiting severe failures, including extreme cracking, ruts and depression that patching and gravel could not fix. The SIB loan was used for the rehabilitation of approximately 2,200 feet. Work included pavement reclamation and base work with a surface course of asphalt and new road striping. The city used \$45,000 of their funds for design and planning of the project.

Total Project Costs: \$362,000

SIB Loan Amount: \$317,000

Toledo-Lucas County Port Authority

SIB bond proceeds were used by the Toledo-Lucas County Port Authority to finance the acquisition of three downtown parking garages and the rights to approximately 900 parking meters from the City of Toledo. The Port Authority engaged Republic Parking System as a third party parking consultant who recommended various improvements for the garages and to operate more efficiently. From the bond issuance, a little over \$500,000 was for capital improvements with the remainder of the funds paid to the city. Parking facility revenues were pledged toward the semi-annual debt service payment. After debt service is paid, the excess funds will be first deposited to a downtown development fund, then a capital improvement fund, then an arena reserve fund. The downtown development fund was set up to specifically help promote economic development in downtown Toledo.

Total Project Costs: \$9,430,000

SIB Bond Amount: \$9,430,000

State Street Bridge – City of Zanesville

This project is the rehabilitation of the State Street Bridge over the Licking River, which includes patching spalled and delaminated areas on the underside of the bridge and edge of existing bridge arches and pier, and the sealing of concrete surfaces. This project was split into two phases and the loan funded the local share of the second phase of it. Phase II was necessary to ensure the integrity of the bridge and to meet the projected useful life of the original Phase I project.

The various funding sources for this project included a municipal bridge grant and a federal earmark.

Total Project Costs: \$585,695

SIB Loan Amount: \$109,580

The Banks – Hamilton County

The Banks Intermodal Transit Facility project consisted of the construction of a multi-level parking structure of approximately 1075 spaces and links the Cincinnati riverfront transit center to the city's central business district, Paul Brown Stadium (Cincinnati Bengals) and the Great American Ball Park (Cincinnati Reds). The multi-level transit facility spans eight city blocks and serves as Cincinnati's transportation hub, linking people traveling by automobile to bus service, park-n-ride, carpool, vanpool, rideshare service and future light-rail. The entire Banks project encompasses more than 120 acres of mixed use development consisting of residential, office, hotel, and retail space. Since the late 90's the County and the City of Cincinnati have invested over \$1.5 billion in the redevelopment of the Central Riverfront. Of the \$1.5 billion over \$384 million, including city, county, state and federal funds, has been invested in transportation related improvements designed to establish an integrated multi-modal transportation system serving a multi-state, fifteen county region.

Total Project Costs: \$29,000,000

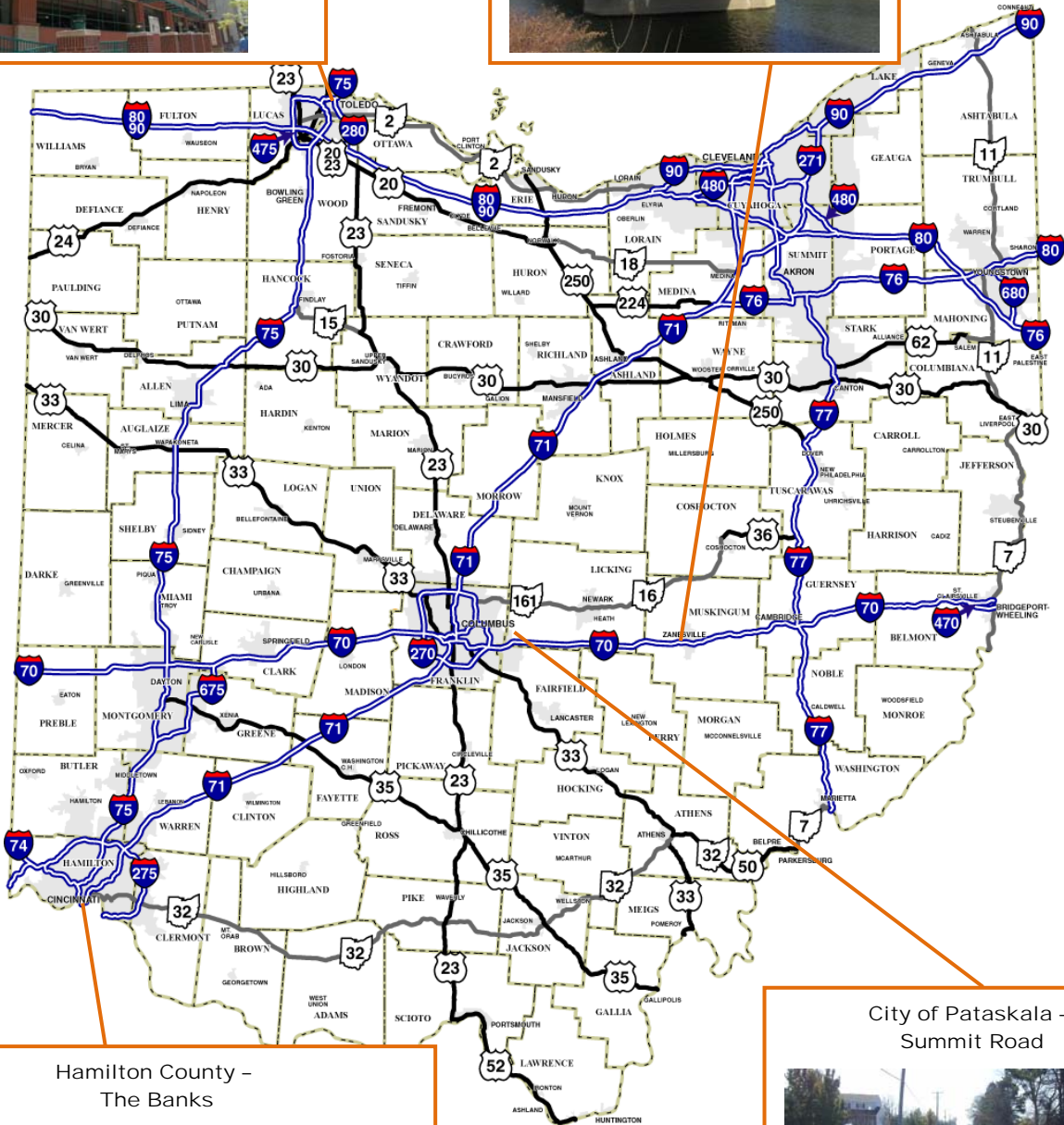
Bond Amount: \$11,870,000

STATE INFRASTRUCTURE BANK PROJECTS

Toledo Lucas County Port Authority -
Parking Garages



City of Zanesville -
State Street Bridge



Hamilton County -
The Banks



City of Pataskala -
Summit Road



SIB LOANS AND BOND ISSUES SINCE PROGRAM INCEPTION
APPROVED, ACTIVE AND PAID OFF LOANS AND BONDS
as of September 30, 2012

ODOT District	District Location	Authorized		% of Funds loaned/bonded	Approved Loans *	Active Loans	Active Bonds	Paid off Loans	
		Loans	Bonds						
1	Lima	4		\$3,648,464	0.86%		1	3	
2	Bowling Green	10	1	\$33,087,300	7.76%		3	1	7
3	Ashland	10		\$7,336,849	1.72%		6		4
4	Akron/Canton	28	1	\$66,789,561	15.66%	1	15	1	12
5	Jacksontown	12		\$39,898,108	9.35%		9		3
6	Columbus	8		\$43,075,116	10.10%	1	6		1
7	Dayton	15		\$26,999,933	6.33%	1	7		7
8	Cincinnati	9	1	\$79,038,245	18.53%		3	1	6
9	Chillicothe	5		\$8,282,770	1.94%	1	2		2
10	Marietta	6		\$6,881,070	1.61%		1		5
11	New Philadelphia	13		\$12,440,626	2.92%		7		6
12	Cleveland	18		\$99,027,045	23.22%		9		9
		138	3	\$426,505,087	100.00%	4	69	3	65

Average loan amount is \$2,888,008

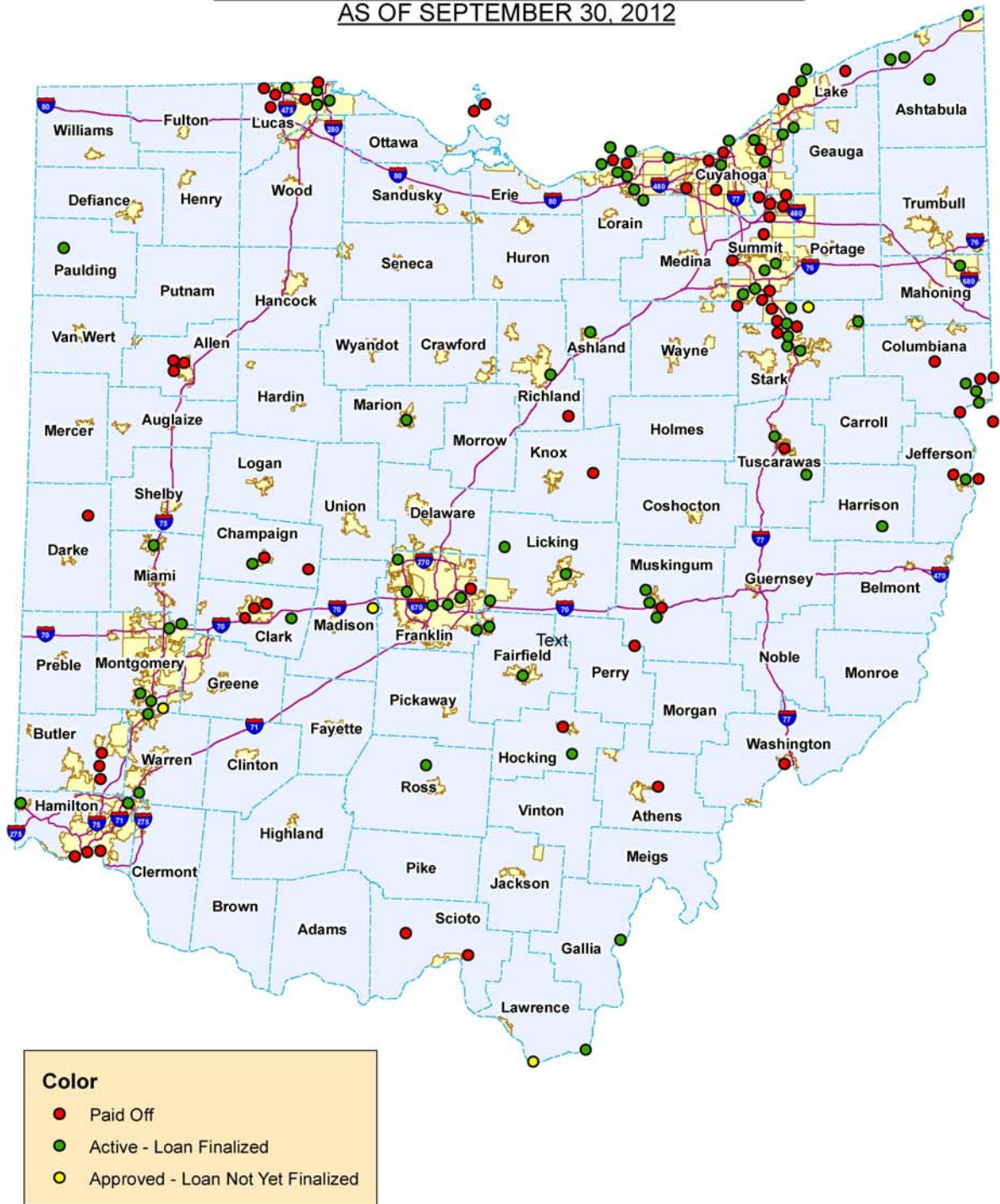
Average bond amount is \$9,320,000

* Approved loans means the SIB loan committee has approved but closing documents have not been executed



SIB LOAN/BOND LOCATIONS

AS OF SEPTEMBER 30, 2012



SIB ANNUAL STATEMENT DISTRIBUTION LIST

Federal Highway Administration Washington office (3)

Federal Highway Administration Ohio office (2)

State of Ohio, Attorney General's office

State of Ohio, Office of Budget and Management

State of Ohio, Department of Transportation (10)

Huntington National Bank

The Bank of New York Mellon Trust Company

Michael DiPerna, DiPerna Economic Development Advisors