



**Municipal Secondary Market Disclosure Information Cover Sheet  
Municipal Securities Rulemaking Board (MSRB)  
Electronic Municipal Market Access System (EMMA)**

**Additional / Voluntary Disclosure  
Financial / Operating Data**

**THIS FILING RELATES TO ALL OR SEVERAL SECURITIES ISSUED BY THE ISSUER, OR ALL OR SEVERAL SECURITIES OF A SPECIFIC CREDITOR:**

Issuer's Name: Commonwealth of Puerto Rico

Other Obligated Person's Name (if any): \_\_\_\_\_

Six-digit or Nine-Digit CUSIP number(s): Commonwealth of PR - 74514L; PRHTA - 745185; PRMFA - 745277.

**TYPE OF INFORMATION PROVIDED:**

- A.  Quarterly / Monthly Financial Information
- B.  Change in Fiscal Year / Timing of Annual Disclosure
- C.  Change in Accounting Standard
- D.  Interim / Additional Financial Information / Operating Data
- E.  Budget
- F.  Investment / Debt / Financial Policy
- G.  Information Provided to Rating Agency, Credit / Liquidity Provider or Other Third Party
- H.  Consultant Reports
- I.  Other Financial / Operating Data: Puerto Rico Department of Treasury, Treasury Single Account ("TSA")  
Fiscal Year 2025 Cash Flow as of October 18, 2024.

I represent that I am authorized by the issuer, obligor or its agent to distribute this information publicly.

/s/ Shylene De Jesús Rivera

Shylene De Jesús Rivera  
Puerto Rico Fiscal Agency and Financial Advisory Authority,  
as Fiscal Agent for the Commonwealth

Dated: October 30, 2024



# GOVERNMENT OF PUERTO RICO

Department of the Treasury

*Treasury Single Account ("TSA") FY 2025 Cash Flow  
As of October 18, 2024*

## Disclaimer

- The Department of the Treasury of Puerto Rico (“Hacienda”), the Government of Puerto Rico (the “Government”), and each of their respective officers, directors, employees, agents, attorneys, advisors, members, partners or affiliates (collectively, with Hacienda and the Government the “Parties”) make no representation or warranty, express or implied, to any third party with respect to the information contained herein and all Parties expressly disclaim any such representations or warranties.
- The Parties do not owe or accept any duty or responsibility to any reader or recipient of this presentation, whether in contract or tort, and shall not be liable for or in respect of any loss, damage (including without limitation consequential damages or lost profits) or expense of whatsoever nature of such third party that may be caused by, or alleged to be caused by, the use of this presentation or that is otherwise consequent upon the gaining of access to this document by such third party.
- This document does not constitute an audit conducted in accordance with generally accepted auditing standards, an examination of internal controls or other attestation or review services in accordance with standards established by the American Institute of Certified Public Accountants or any other organization. Nor does this document constitute an audit of compliance with any other federal law, rule, or regulation. Accordingly, the Parties do not express an opinion or any other form of assurance on the financial statements or any financial or other information or the internal controls of the Government and the information contained herein.
- Any statements and assumptions contained in this document, whether forward-looking or historical, are not guarantees of future performance and involve certain risks, uncertainties, estimates and other assumptions made in this document. The economic and financial condition of the Government and its instrumentalities is affected by various financial, social, economic, environmental and political factors. These factors can be very complex, may vary from one fiscal year to the next and are frequently the result of actions taken or not taken, not only by the Government and its agencies and instrumentalities, but also by entities such as the government of the United States. Because of the uncertainty and unpredictability of these factors, their impact cannot be included in the assumptions contained in this document. Future events and actual results may differ materially from any estimates, projections, or statements contained herein. Nothing in this document should be considered as an express or implied commitment to do or take, or to refrain from taking, any action by Hacienda, the Government, or any government instrumentality in the Government or an admission of any fact or future event. Nothing in this document shall be considered a solicitation, recommendation or advice to any person to participate, pursue or support a particular course of action or transaction, to purchase or sell any security, or to make any investment decision.
- By receiving this document, the recipient shall be deemed to have acknowledged and agreed to the terms of these limitations.
- This document may contain capitalized terms that are not defined herein, or may contain terms that are discussed in other documents or that are commonly understood. You should make no assumptions about the meaning of capitalized terms that are not defined, and you should consult with advisors of Hacienda should clarification be required.

## Glossary

Term	Definition
ACAA	- Automobile Accident Compensation Administration, or Administración de Compensaciones por Accidentes de Automoviles, is a component unit of the Commonwealth of Puerto Rico.
Act 154	- Act 154 means Act No. 154-2010, which, inter alia, imposes a temporary excise tax on the acquisition by multinationals of certain property manufactured or produced in whole or in part in Puerto Rico and on the acquisition of certain manufacturing services carried out in Puerto Rico. The Act 154 temporary excise tax expires on December 31, 2027.
AFI / PRIFA	- Infrastructure Financing Authority.
ASC	- Compulsory Liability Insurance, private insurance company.
ASES	- Puerto Rico Health Insurance Administration, a public corporation and component unit of the Commonwealth of Puerto Rico.
CINE	- Puerto Rico Cinema Fund, a recipient of certain assigned sales and use tax revenues.
COFINA	- Puerto Rico Sales Tax Financing Corporation.
DTPR	- Department of the Treasury of Puerto Rico also referred to as "Hacienda".
DTPR Collection System	- This is the software system that DTPR uses for collections.
FAM	- Municipal Fund Administration, a recipient of certain assigned sales and use tax revenues.
General Fund Collections	- All gross tax collections received and deposited into the TSA from all Hacienda Collection Posts, through the Hacienda Colecturia Virtual (online), and/or SURI, as well as certain pass-through collections and others.
General Fund	- General Fund (Operating Fund) means the Commonwealth principal operating fund; disbursements from such fund are generally approved through the Commonwealth's annual budgeting process.
Gross Payroll	- Gross Payroll is equal to the sum of: (i) Net Payroll from the DTPR RHUM system; (ii) Other Payroll and (iii) Cash outlays for wage garnishments by Agency.
HTA	- Puerto Rico Highways and Transportation Authority, a public corporation and a component unit of the Commonwealth of Puerto Rico.
Liquidity Plan (LP)	- The Liquidity Plan is the translation of the Certified Fiscal Plan ("CFP") and Certified Budget ("Budget") into a cash flow projection. The TSA Liquidity Plan encompasses all cash flow activity within the TSA. Certain cash flow activity is contemplated in the CFP and Budget, but occurs outside the TSA. Cash flow bridges from the TSA to the CFP and Budget have been included to facilitate comparison.
NAP	- NAP, or the Nutrition Assistance Program, also known as PAN, or Programa de Asistencia Nutricional is a federal assistance nutritional program provided by the United States Department of Agriculture (USDA) solely to Puerto Rico.
OMB	- The Office of Management and Budget of Puerto Rico.
Other Payroll	- Other Payroll expenses relate to employee withholdings, social security, insurance, and other deductions.
Other State Collections	- Inflows related to various Health Department programs, the State Insurance Fund, the Commissioner of Financial Institutions, interest earned on TSA bank accounts and others.
PayGo	- PayGo - Puerto Rico pension system that is funded through a pay-as-you-go system. Retirement benefits expenses of government employers are paid by the central government and reimbursed by the employers, with such funds received by the TSA.
Plan of Adjustment ("Plan")	- Plan to adjust the liabilities for the Commonwealth of Puerto Rico, the Puerto Rico Public Building Authority, and Employee Retirement System of the Government of Puerto Rico confirmed on 1/18/22 by the US District Court for the District of Puerto Rico under PROMESA.
PREPA	- Puerto Rico Electric Power Authority, a public corporation and a component unit of the Commonwealth of Puerto Rico.
PRITA	- Puerto Rico Integrated Transport Authority, a public corporation and component unit of the Commonwealth of Puerto Rico.
PSTBA	- The PSTBA is an amount established under Act 91-2006, as amended, and the Sales Tax Revenue Bond Resolution, as amended, and restated on June 10, 2009 (the "Bond Resolution"), that currently must be received by COFINA from 5.5% of the SUT before the Commonwealth can receive any of the other 5.5% SUT.
Public Corporation	- Public corporations are governmental authorities with autonomous structure separate from the central government administration and with independent treasury functions.
RHUM System	- This is the software system that DTPR uses for payroll.
SIFC	- State Insurance Fund Corporation, a public corporation and a component unit of the Commonwealth of Puerto Rico.
Special Revenue Receipts	- Collections made by central government agencies at collection posts for services rendered by the agencies as well as fees, licenses, permits, fines and others.
SURI	- Sistema Unificado de Rentas Internas is the new digital tool of the Department of the Treasury that will allow integration and streamlining of the administration of taxes and revenues and eliminate the complexity of the current systems for the benefit of the Treasury and the taxpayers.
SURI Sweep Account Transfers	- The SURI Sweep Account balance transfers is included as part of the General Fund Collections.
TSA	- Treasury Single Account, the Commonwealth's main operational bank account (concentration account) in which a majority of receipts from Governmental funds are deposited and from which most expenses are disbursed. TSA receipts include tax collections, charges for services, intergovernmental collections, the proceeds of short and long-term debt issuances and amounts held in custody by the Secretary of the Treasury for the benefit of the Commonwealth's fiduciary funds. Only a portion of the revenues received by the TSA is included in the annual General Fund budget presented to the Puerto Rico Legislative Assembly for approval. Other revenues are separately assigned by law to certain agencies or public corporations but still flow through the TSA.

## Introduction

- Enclosed is the weekly Treasury Single Account ("TSA") cash flow report and supporting schedules with weekly YTD FY2025 actual results compared to the FY2025 Liquidity Plan.
- TSA is the Commonwealth's main operational bank account (concentration account) in which a majority of receipts from Governmental funds are deposited and from which most expenses are disbursed.
- Receipts in the TSA include tax collections (including revenues assigned to certain public corporations and pledged for the payment of their debt service), charges for services, intergovernmental collections (such as reimbursements from Federal assistance grants), the proceeds of short and long-term debt issuances held in custody by the Secretary of Treasury for the benefit of the Government fiduciary funds, and other receipts. Only a portion of the revenues received by the TSA is included in the annual General Fund budget presented to the Puerto Rico Legislative Assembly for approval. Other revenues are separately assigned by law to certain agencies or public corporations but still flow through the TSA.
- Disbursements from the TSA include payroll and related costs, vendor and operational disbursements (including those reimbursed by Federal assistance grants and funded from Special Revenue Funds), welfare expenditures, capital outlays, debt service payments, required budgetary formulas and appropriation payments, pass-through payments of pledged revenues to certain public corporations, tax refunds, payments of current pension benefits and other disbursements.
- Federal funds related to disaster relief for hurricanes Irma and Maria are deposited in a separate bank account overseen by the Government Authorized Representative ("GAR"). Funds may be transferred to the TSA either: (i) after admissible disbursements (per approved Project Worksheets) have been made or (ii) once supporting documentation for an accrual or related expense are provided to and approved by FEMA. Therefore, FEMA funding may also be received in advance of actual cash disbursement, as payments to vendors may occur subsequent to when the corresponding services are rendered / expenses are recorded.
- Data limitations and commentary:  
The government has focused on cash transaction information for which access to reliable, timely, and detailed data is readily available. The government continues to work with DTPR and other parties to access additional reliable data that would help to provide additional detail in the future.

Puerto Rico Department of Treasury | Hacienda  
 Executive Summary - TSA Cash Flow Actual Results  
 (figures in Millions)

<b>Bank Cash Position</b>	<b>Weekly Cash Flow</b>	<b>YTD Net Cash Flow</b>	<b>YTD Actual vs LP Variance</b>
<b>\$9,460</b>	<b>\$732</b>	<b>(\$590)</b>	<b>\$664</b>

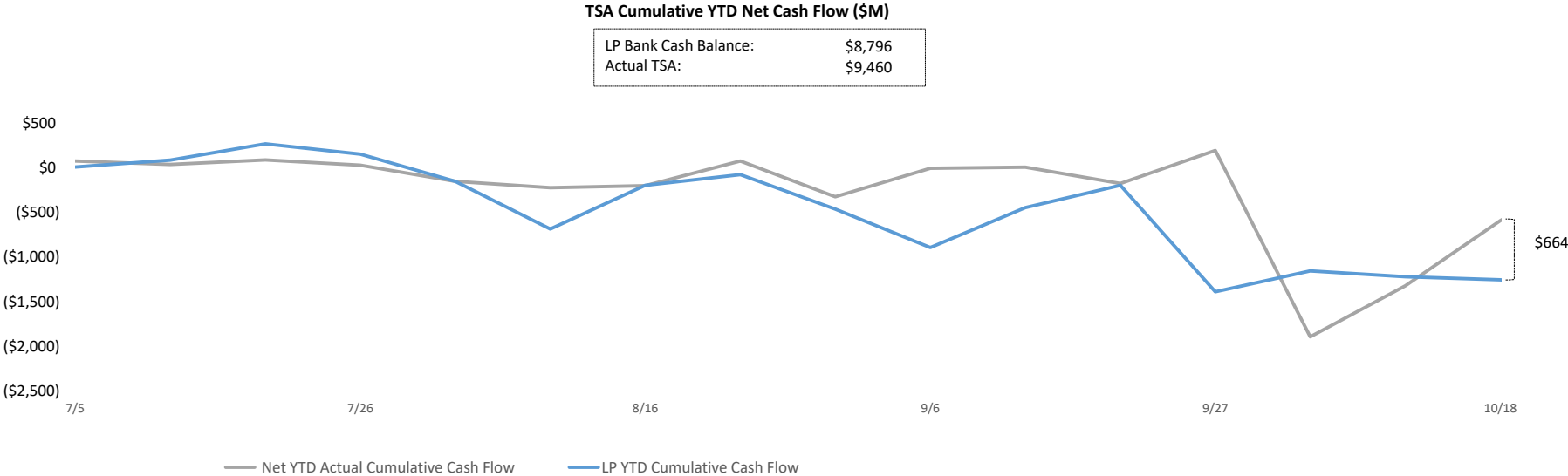
**Bridge from FY25 Liquidity Plan projected TSA Cash Balance to actual FY25 TSA Cash Balance as of October 18, 2024**

<u>Cash Flow line item</u>	<u>Variance Bridge (\$M)</u>	<u>Comments</u>
Liquidity Plan RF Projected Cash Balance 10/18/24:	\$ 8,796	1. State collections are currently higher than projected. The variance is mainly driven by General Fund Collections of \$317M and Special Revenue Fund collections of \$47M.
1 State Collections	364	2. The Federal Funds reimbursements are often received with a timing difference in comparison with the disbursements, causing weekly variances. The negative YTD variance is mainly driven by higher than projected outflows related to All Other Federal Programs and Federal Funds Transfers of \$66M and higher than projected operating disbursements of \$61M.
2 Federal Fund Net Cash Flow	(154)	
3 Tax Credits & Refunds	304	3. Tax Refunds and other tax credits are temporarily under projected cash flow due to timing differences.
4 Payroll and Related Costs	71	4. Payroll and related costs are currently lower than projected. The positive variance is driven by General Fund payroll of \$56M and Other State Fund payroll of \$15M.
5 Operating Disbursements	(45)	5. Operating disbursements are currently higher than projected. The negative variance is driven by lower Other State Fund disbursements of \$41M and General Fund disbursements of \$4M.
6 Custody Account Transfers	80	6. Custody account and other transfers are lower than projected, mainly due to timing differences.
All Other	43	
<b>Actual TSA Cash Account Balance</b>	<b><u>\$ 9,460</u></b>	

**Memo: Summary of Cash Balances**

TSA Operational Cash	\$ 7,459
TSA Reserves	2,000
<b>Actual TSA Cash Account Balance</b>	<b><u>\$ 9,460</u></b>

**Puerto Rico Department of Treasury | Hacienda**  
*YTD TSA Cash Flow Summary - Actual vs LP*



**YTD Actuals vs. Liquidity Plan**

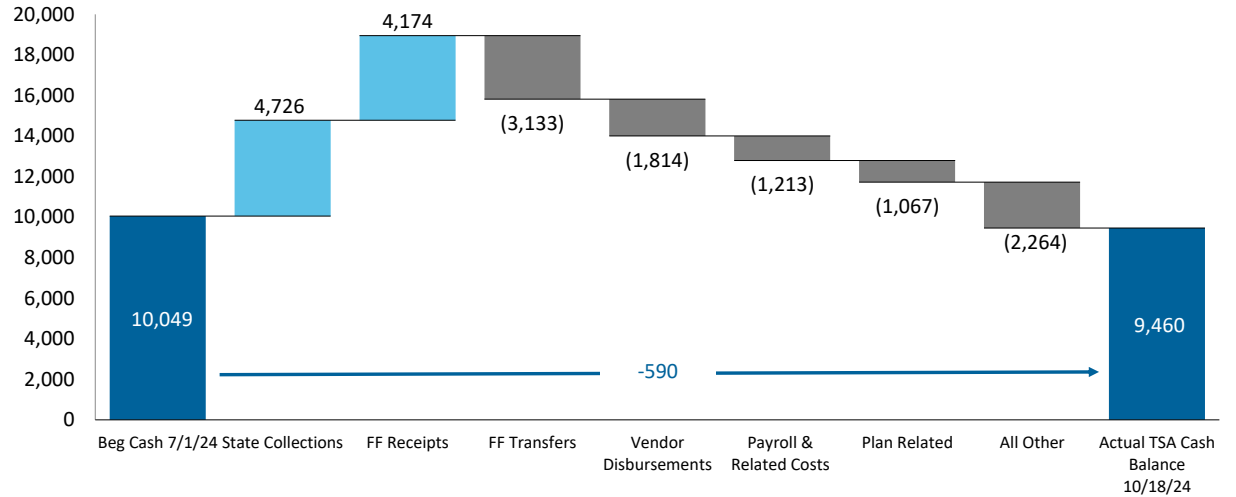
YTD net cash flow is -\$590M and cash flow variance to the Liquidity Plan is \$664M, with various offsetting variances within.

**Puerto Rico Department of Treasury | Hacienda**  
*YTD Cash Flow Summary - TSA Cash Flow Actual Results*

**Net Cash Flow - YTD Actuals**

- The primary cash driver of FY25 are State Collections. Federal Fund inflows of \$4,174M represents 46% of YTD inflows, but are largely offset by Federal Fund transfers, with YTD net deficit of \$106M. Refer to page 13 for additional detail.

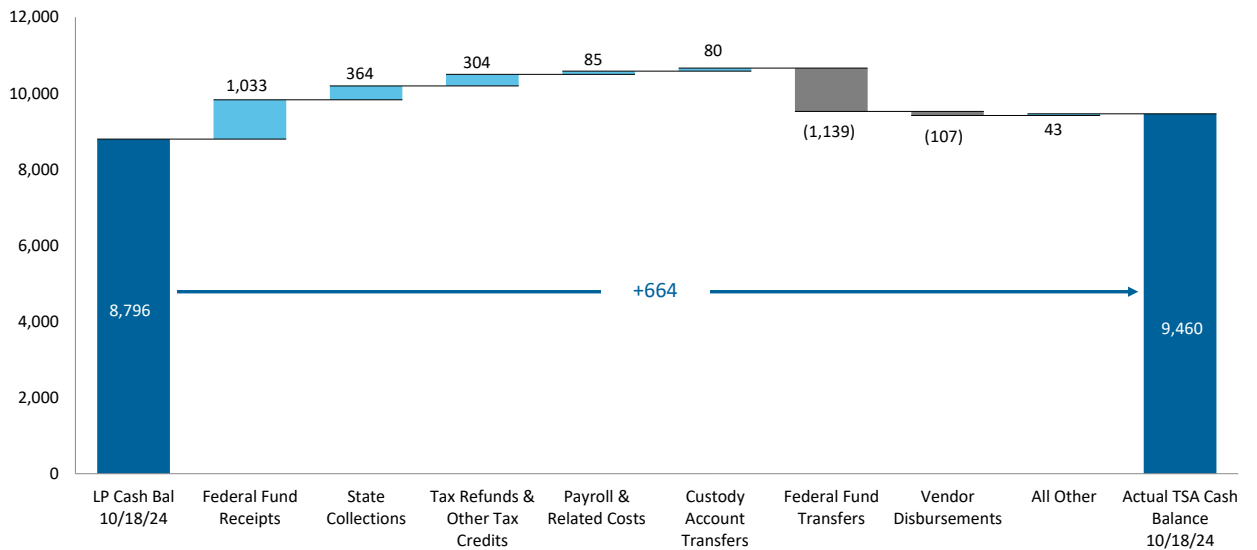
**TSA YTD Cash Flow Actuals: Key Cash Flow Concepts (\$M)**



**Net Cash Flow YTD Variance - LP vs. Actual**

- Federal Funds receipts, State Collections, Tax Refunds & Other Tax Credits, Custody Account Transfers, and Payroll and Related Costs, are the main drivers of the YTD cash flow variance. This is partially offset by higher than projected Federal Funds Transfers and Vendor Disbursements.

**TSA YTD Top Cash Flow Variances (\$M)**





Puerto Rico Department of Treasury | Hacienda  
TSA Cash Flow Actual Results for the Week Ended October 18, 2024

	FY25 Actual	FY25 LP	Variance	FY25 Actual	FY25 LP	Variance	
	10/18	10/18	10/18	YTD	YTD	YTD	
<i>(figures in Millions)</i>							
<b>State Collections</b>							
1	General fund collections (a)	\$350	\$300	\$49	\$4,051	\$3,734	\$317
2	Other fund revenues & Pass-throughs (b)	2	3	(1)	111	114	(2)
3	Special Revenue receipts	5	6	(1)	131	172	(41)
4	All Other state collections (c)	69	32	37	433	342	90
5	Subtotal - State collections	\$426	\$341	\$84	\$4,726	\$4,362	\$364
<b>Federal Fund Receipts</b>							
6	Medicaid	394	11	383	2,005	1,092	913
7	Nutrition Assistance Program	18	74	(56)	959	918	41
8	All Other Federal Programs	75	39	36	1,109	1,131	(22)
9	Other - CRF & CSFRF and EITC	-	-	-	101	-	101
10	Subtotal - Federal Fund receipts	\$487	\$124	\$363	\$4,174	\$3,141	\$1,033
<b>Balance Sheet Related</b>							
11	Paygo charge	3	7	(4)	146	148	(2)
12	Other	-	-	-	-	-	-
13	Subtotal - Other Inflows	\$3	\$7	(\$4)	\$146	\$148	(\$2)
<b>Plan of Adjustment Related</b>							
14	CW Intragovernmental Transfers (d)	50	-	50	77	45	32
15	Other	-	-	-	-	-	-
16	Subtotal - Plan Inflows	\$50	-	\$50	\$77	\$45	\$32
17	<b>Total Inflows</b>	<b>\$967</b>	<b>\$473</b>	<b>\$494</b>	<b>\$9,123</b>	<b>\$7,696</b>	<b>\$1,428</b>
<b>Payroll and Related Costs (e)</b>							
18	General fund	(13)	(38)	25	(870)	(927)	56
19	Federal fund	(5)	(11)	6	(299)	(313)	14
20	Other State fund	(3)	(3)	(0)	(43)	(58)	15
21	Subtotal - Payroll and Related Costs	(\$21)	(\$51)	\$30	(\$1,213)	(\$1,297)	\$85
<b>Operating Disbursements (f)</b>							
22	General fund	(26)	(29)	3	(573)	(569)	(4)
23	Federal fund	(41)	(31)	(11)	(848)	(786)	(61)
24	Other State fund	(36)	(37)	0	(393)	(352)	(41)
25	Subtotal - Vendor Disbursements	(\$103)	(\$96)	(\$7)	(\$1,814)	(\$1,707)	(\$107)
<b>State-funded Budgetary Transfers</b>							
26	General Fund	(1)	(6)	6	(817)	(789)	(28)
27	Other State Fund	(17)	-	(17)	(54)	(88)	35
28	Subtotal - Appropriations - All Funds	(\$17)	(\$6)	(\$11)	(\$871)	(\$877)	\$7
<b>Federal Fund Transfers</b>							
29	Medicaid	-	(200)	200	(2,007)	(1,085)	(922)
30	Nutrition Assistance Program	(70)	(63)	(7)	(981)	(909)	(73)
31	Other - CRF & CSFRF and EITC	(2)	-	(2)	(145)	-	(145)
32	Subtotal - Federal Fund Transfers	(\$72)	(\$263)	\$191	(\$3,133)	(\$1,994)	(\$1,139)
<b>Other Disbursements - All Funds</b>							
33	Retirement Contributions	(5)	(6)	1	(745)	(784)	39
34	Tax Refunds & other tax credits (g)	(10)	(35)	25	(223)	(527)	304
35	PROMESA Mandates Costs	(4)	(8)	4	(37)	(42)	5
36	State Cost Share	-	-	-	-	-	-
37	Milestone Transfers	-	-	-	(43)	-	(43)
38	Custody Account Transfers	-	(41)	41	(518)	(598)	80
39	Other items paid from FY24 Surplus	-	-	-	-	-	-
40	Loans and Notes Transactions	-	-	-	(50)	(50)	-
41	All Other	-	-	-	-	-	-
42	Subtotal - Other Disbursements - All Funds	(\$19)	(\$91)	\$72	(\$1,616)	(\$2,002)	\$386
<b>Plan of Adjustment Related</b>							
43	Disbursements to Paying Agent	(2)	-	(2)	(1,067)	(1,072)	5
44	Direct Disbursements	-	-	-	-	-	-
45	Subtotal - Plan Disbursements	(\$2)	-	(\$2)	(\$1,067)	(\$1,072)	\$5
46	<b>Total Outflows</b>	<b>(\$234)</b>	<b>(\$507)</b>	<b>\$273</b>	<b>(\$9,713)</b>	<b>(\$8,950)</b>	<b>(\$764)</b>
47	<b>Net Operating Cash Flow</b>	<b>\$732</b>	<b>(\$35)</b>	<b>\$767</b>	<b>(\$590)</b>	<b>(\$1,254)</b>	<b>\$664</b>
48	Bank Cash Position, Beginning	8,727	8,830	(103)	10,049	10,049	-
49	<b>Bank Cash Position, Ending</b>	<b>\$9,460</b>	<b>\$8,796</b>	<b>\$664</b>	<b>\$9,460</b>	<b>\$8,796</b>	<b>\$664</b>
<b>Memo: Summary of Accounts</b>							
	Operational	\$7,459					
	Reserves (h)	2,000					
	<b>Total Bank Cash Position</b>	<b>\$9,460</b>					

**Puerto Rico Department of Treasury | Hacienda***FY25 TSA Cash Flow Actual Results - Footnotes*Footnotes:

- (a) Represents gross tax collections received and deposited from all Hacienda Collection Posts, through the Hacienda Colecturia Virtual (online) and/or SURI. Additionally, as of the date of this report, the "General Fund Collections" line item includes unreconciled collections due to DTPR transition to collecting various gross tax receipts through SURI system. The SURI Sweep Account balance transfers is included as part of the General Fund Collections.
- (b) These revenues are collected by DTPR and immediately appropriated.
- (c) Inflows related to the State Insurance Fund, the Department of Labor and Human Resources, the Commissioner of Financial Institutions, interest earned on TSA bank accounts and others. As of the date of this report, the TSA has received \$145.3M in net interest income in FY25 from earnings on the TSA cash balance.
- (d) Transfer of CRIM portion pursuant to the POA. CRIM shall pay to the Commonwealth amounts collected by CRIM in connection with the 1.03% property tax levied pursuant to Act 53-2021 and which are due and owing to the Commonwealth.
- (e) Represents total gross payroll. Gross payroll includes net payroll disbursed to government employees, cash transfers to the Police Department for payroll costs, and other payroll related costs (employee withholdings, social security, insurance, and other deductions).
- (f) Includes payments to third-party vendors as well as intergovernmental payments to agencies with separate Treasuries.
- (g) Includes Federally Funded Employee Retention Credits.
- (h) Funds are held in a separate bank account outside of the TSA Operational Cash. Some of these funds are not restricted, as defined by the Governmental Accounting Standard Board (GASB), but have been segregated by the Government for the service to the debt and the Disaster Relief Fund, among other purposes.

**Puerto Rico Department of Treasury | Hacienda**  
*General Fund Collections Summary*

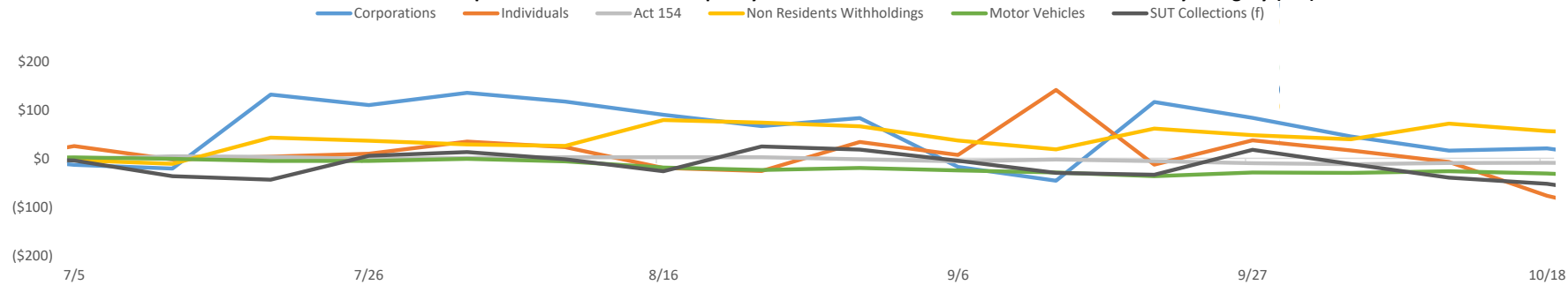
**Key Takeaways / Notes**

- 1) The Other General Fund may includes cash receipts that have not yet been allocated to specific concepts. The schedule on this page will be updated as information becomes available.

**General Fund Collections Year to Date: Actual vs. Forecast (\$M)**

	Actual (a) YTD 10/18	LP YTD 10/18	Var \$ YTD 10/18	Var % YTD 10/18
<b>General Fund Collections</b>				
Corporations	\$984	\$932	\$53	6%
Individuals	1,067	1,144	(77)	-7%
Partnerships	77	95	(18)	-19%
Act 154	37	46	(9)	-20%
Non Residents Withholdings	309	248	61	24%
Motor Vehicles	195	227	(31)	-14%
Rum Tax (c)	112	89	23	26%
Alcoholic Beverages	58	93	(35)	-38%
Cigarettes (d)	24	44	(20)	-46%
Other General Fund	730	305	425	139%
<b>Total</b>	<b>\$3,593</b>	<b>\$3,223</b>	<b>\$370</b>	<b>11%</b>
SUT Collections (e)	458	511	(53)	-10%
<b>Total General Fund Collections</b>	<b>\$ 4,051</b>	<b>\$ 3,734</b>	<b>\$ 317</b>	<b>9%</b>

**YTD General Fund Receipts Cumulative Variance Liquidity Plan Reforecast vs. Actual Cumulative Variance by Category (\$M)**



**Footnotes:**

- (a) General Fund gross cash receipts by concept are approximated using net General Fund revenues adjusted for recurring monthly gross-ups and other adjustments.
- (b) Relates to income tax reserves that are subsequently passed through to PRIDCO.
- (c) Rum Tax is higher than projected by \$23M.
- (d) Includes some cigarette tax collections that are subsequently passed through to HTA, PRMBA and other.
- (e) SUT collections excludes PSTBA, FAM & CINE, and only includes the amounts deposited into the TSA for General Fund use.

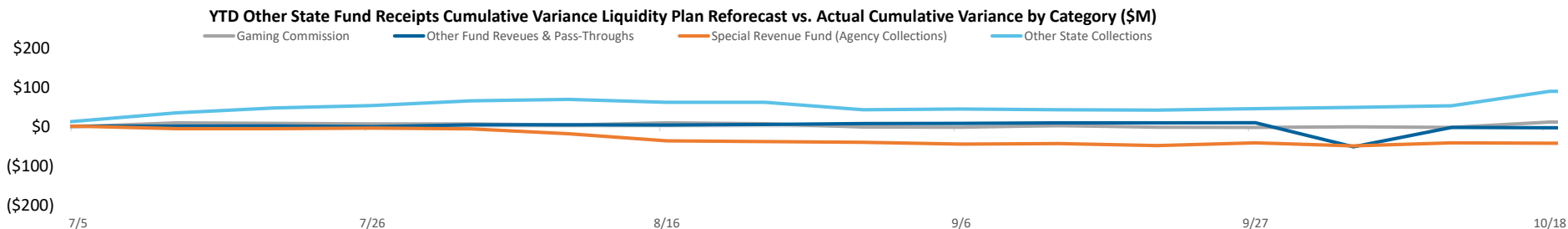
**Puerto Rico Department of Treasury | Hacienda**  
*Other State Fund Collections Summary*

**Key Takeaways / Notes**

- 1) Other State Fund Collections are higher than projected in the Liquidity Plan. The negative variance in Special Revenue Fund is mainly driven by timing differences.
- 2) Other State collections variance is mainly driven by \$32M higher than projected All Other Collections, followed by \$20M higher Funds under the Custody of the Department of Treasury, and \$12M higher collections on the Department of Health and Interest Income, respectively.

**Other State Fund Collections Year to Date: Actual vs. Forecast (\$M)**

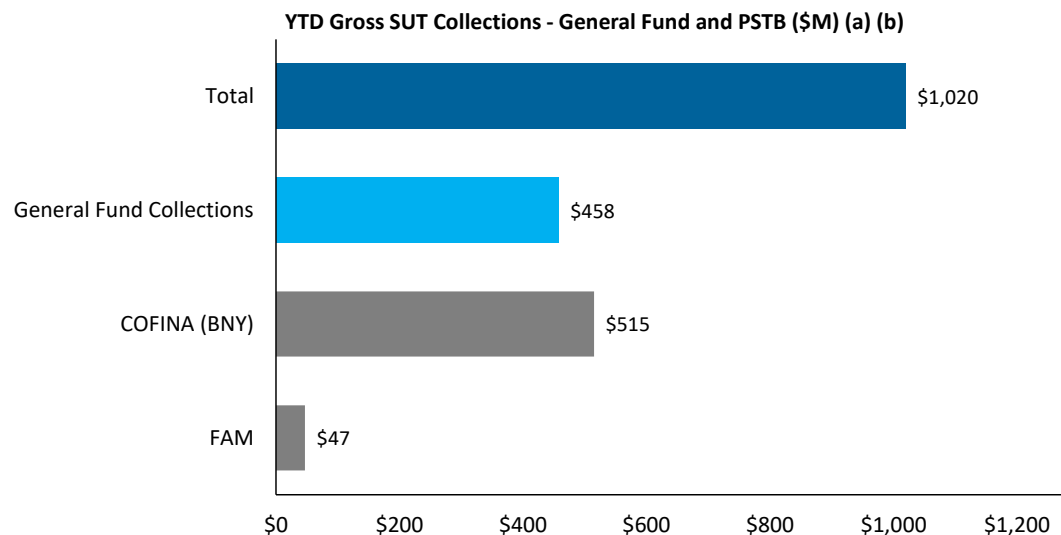
	Actual YTD 10/18	LP YTD 10/18	Var \$ YTD 10/18	Var % YTD 10/18
<b>Other State Fund Collections</b>				
Other Fund Revenues & Pass-Throughs	\$111	\$114	(\$2)	-2%
Electronic Lottery	53	48	5	10%
ASC Pass Through	13	8	5	64%
ACCA Pass Through	25	29	(4)	-13%
Other	20	28	(9)	-31%
Special Revenue Fund (Agency Collections)	131	172	(41)	-24%
Department of Education	-	1	(1)	-100%
Department of Health	22	17	5	28%
Department of State	5	1	4	390%
All Other	105	153	(49)	-32%
Other state collections	433	342	90	26%
Interests Income	145	133	12	9%
Gambling Commission of the Government of Puerto Rico	123	128	(6)	-4%
Department of Housing	9	8	1	11%
Department of Health	48	36	12	34%
Office of the Commissioner of Insurance	3	0	2	1067%
Funds under the Custody of the Department of Treasury	23	3	20	602%
Commissioner of the Financial Institution	18	2	16	803%
All Other	63	31	32	101%
<b>Total</b>	<b>\$675</b>	<b>\$628</b>	<b>\$47</b>	<b>7%</b>



**Puerto Rico Department of Treasury | Hacienda**  
*Sales and Use Tax Collections Summary*

**Key Takeaways / Notes**

- 1) The proceeds from the Puerto Rico 10.5% SUT rate are allocated as follows: Of the 10.5%, 5.5% is deposited into a COFINA BNY Mellon account until the PSTBA cap is reached, and 4.5% is deposited into the General Fund. The remaining 0.5% is remitted to FAM.



Footnotes

- (a) This schedule reflects gross cash activity and is subject to revision based on periodic reconciliations and accounting adjustments.
- (b) As of October 18, 2024 there is \$113M in SUT collected pending verification and allocation. The verification process includes matching receipts with the appropriate returns and reconciling government account information. Once this process is complete, SUT funds are distributed in accordance with the COFINA Plan of Adjustment based on the ownership of funds and otherwise based on the limits on distributions established therein.

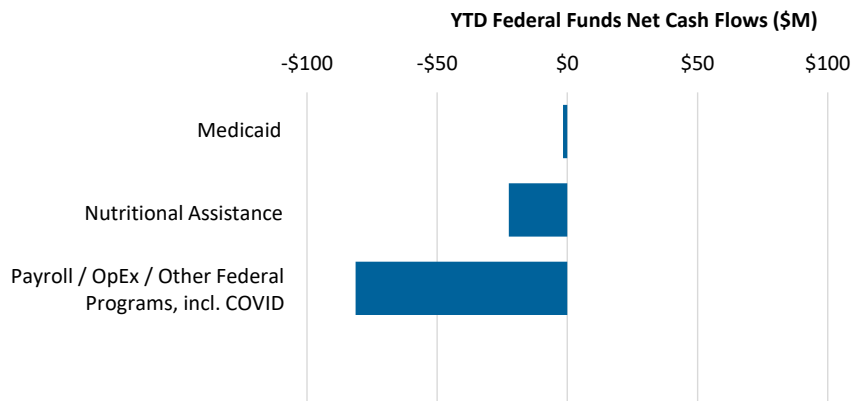
**Puerto Rico Department of Treasury | Hacienda**  
*Federal Funds Net Cash Flow Summary (a)*

**Key Takeaways / Notes**

- 1) Receipts for the Nutritional Assistance Program (NAP) and Medicaid (ASES Pass-through) are received in advance of the subsequent pass-through disbursements. Federal Funds received for Payroll and Vendor Payments are typically reimbursed following disbursement. There may be temporary week to week surplus / (deficit) due to timing differences. These funds are held in a separate account outside of TSA. Some of the measures funded by the accounts are initially paid out through TSA, and later reimbursed from the respective external account.
- 2) As of the date of the report, \$101M of reimbursements related to Coronavirus Relief Fund (CRF) and Coronavirus State and Local Fiscal Recovery Funds (CSLFRF) have been received and (\$145)M were disbursed and reported herein as All Other Federal Funds Transfers; with a net cash flow of (\$44)M.
- 3) The Federal Funds are currently higher than projected. Net negative YTD variance is mainly driven by higher than projected outflows related to All Other Federal Programs and Federal Funds Transfers of \$66M and higher than projected operating disbursements of \$61M.

Weekly FF Net Surplus (Deficit)	FF Inflows	FF Outflows	Net Cash		Variance
			Flow	LP Net Cash Flow	
Medicaid (ASES)	\$ 394	\$ -	\$ 394	\$ (189)	\$ 583
Nutritional Assistance Program (NAP)	18	(70)	(52)	12	(64)
Payroll / OpEx / Other Federal Programs, incl. COVID	75	(49)	27	(3)	29
<i>Payroll / Vendor Disbursements / Other Federal Programs</i>	75	(35)	40	(3)	43
<i>COVID-19 Federal Funds (CRF &amp; CSFRF)</i>	-	(13)	(13)	-	(13)
<b>Total</b>	<b>\$ 487</b>	<b>\$ (119)</b>	<b>\$ 369</b>	<b>\$ (180)</b>	<b>\$ 549</b>

YTD Cumulative FF Net Surplus (Deficit)	FF Inflows	FF Outflows	Net Cash		Variance
			Flow	LP Net Cash Flow	
Medicaid (ASES)	\$ 2,005	\$ (2,007)	\$ (2)	\$ 7	\$ (9)
Nutritional Assistance Program (NAP)	959	(981)	(23)	9	(32)
Payroll / OpEx / Other Federal Programs, incl. COVID	1,210	(1,291)	(81)	32	(114)
<i>Payroll / Vendor Disbursements / Other Federal Programs</i>	1,109	(1,147)	(37)	32	(70)
<i>COVID-19 Federal Funds (CRF &amp; CSLFRF)</i>	101	(145)	(44)	-	(44)
<b>Total</b>	<b>\$ 4,174</b>	<b>\$ (4,280)</b>	<b>\$ (106)</b>	<b>\$ 48</b>	<b>\$ (154)</b>



Footnotes

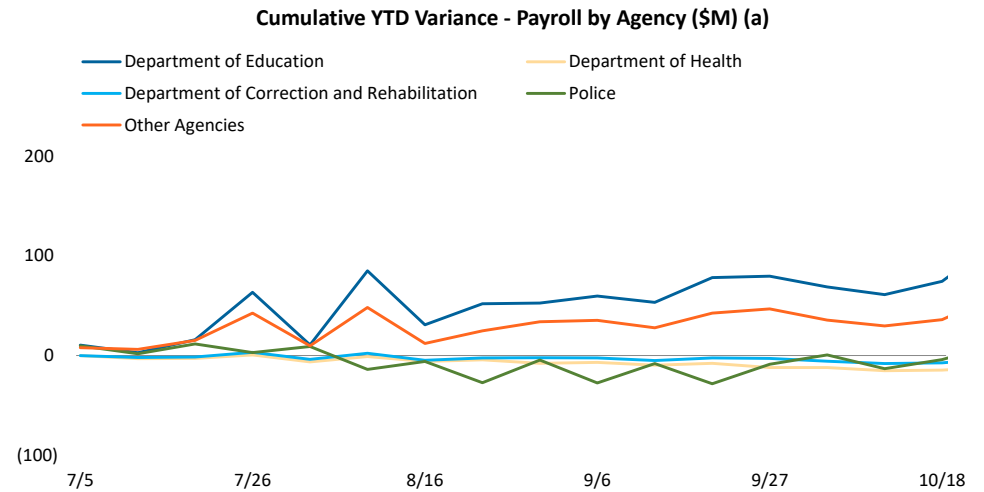
(a) Please note that federal fund classification as represented here is based on the fund classification at the point of transaction. Agencies regularly review cash transactions and make accounting adjustments that result in fund reclassifications.

**Puerto Rico Department of Treasury | Hacienda**  
*Payroll / Vendor Disbursements Summary*

**Key Takeaways / Notes : Gross Payroll**

- 1) Positive YTD payroll variance is primarily driven by lower than expected expenses by the Department of Education and All Other Agencies, partially offset by higher than projected expenses by the Department of Health, and Department of Correction and Rehabilitation.

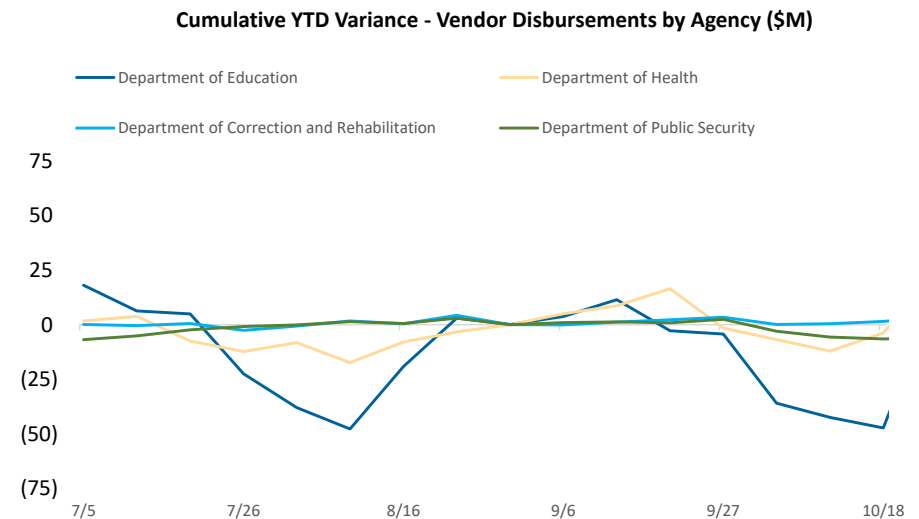
<b>Gross Payroll (\$M) (a)</b>	<b>YTD</b>
<b>Agency</b>	<b>Variance</b>
Department of Education	\$ 74
Department of Health	(15)
Police	(4)
Department of Correction & Rehabilitation	(7)
All Other Agencies	36
<b>Total YTD Variance</b>	<b>\$ 85</b>



**Key Takeaways / Notes : Vendor Disbursements**

- 1) Negative variance mainly due to higher than projected expenses related to the Department of Education, All Other Agencies and Department of Security.

<b>Vendor Disbursements (\$M)</b>	<b>YTD</b>
<b>Agency</b>	<b>Variance</b>
Department of Correction & Rehabilitation	\$ 2
Department of Health	(4)
Department of Public Security	(6)
Department of Education	(47)
All Other Agencies	(51)
<b>Total YTD Variance</b>	<b>\$ (107)</b>



Footnotes

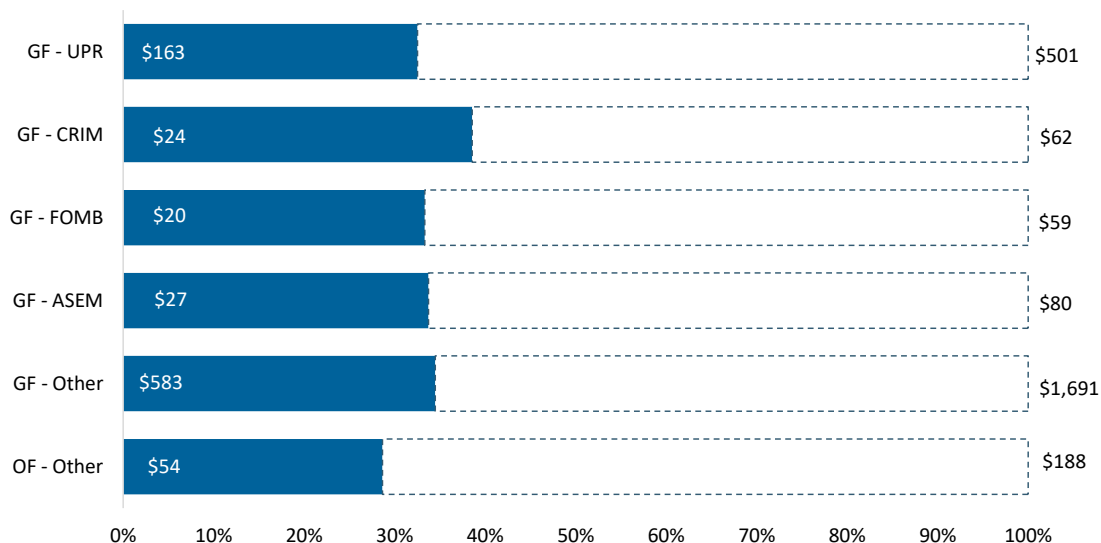
(a) Gross Payroll is equal to the sum of: (i) Net Payroll by Agency from the DTPR RHUM system; (ii) Other Payroll, and (iii) Cash outlays for wage garnishments by Agency.

**Puerto Rico Department of Treasury | Hacienda**  
*State Funded Budgetary Transfers Summary*

**Key Takeaways / Notes**

- 1.) General Fund appropriations are generally executed throughout the year on a consistent basis in the first week of a given month. The amount transferred each month is usually the sum of the receiving entity's budgeted amount for FY25 divided by twelve, subject to a 2.5% holdback through the first nine months of the fiscal year, to be disbursed during the fourth quarter following reconciliation of General Fund revenues to Fiscal Plan projections and subsequent approval and authorization for release by the Oversight Board and the Director of FOMB. Other General Fund transfers and Other Fund transfers require the recognition of certain revenues within DTPR accounting records prior to sending funds to a receiving entity.

**YTD FY2025 Budgeted Appropriations Executed (\$M)**



**Remaining Appropriation Budget (\$M)**

Entity Name	Full Year		
	Actual YTD	Expectation	Remaining
GF - UPR	\$ 163	\$ 501	\$ 338
GF - CRIM	24	62	38
GF - FOMB	20	59	40
GF - ASEM	27	80	53
GF - Other	583	1,691	1,107
OF - Other	54	188	134
<b>Total</b>	<b>\$ 871</b>	<b>\$ 2,580</b>	<b>\$ 1,710</b>

**YTD Appropriation Variance (\$M)**

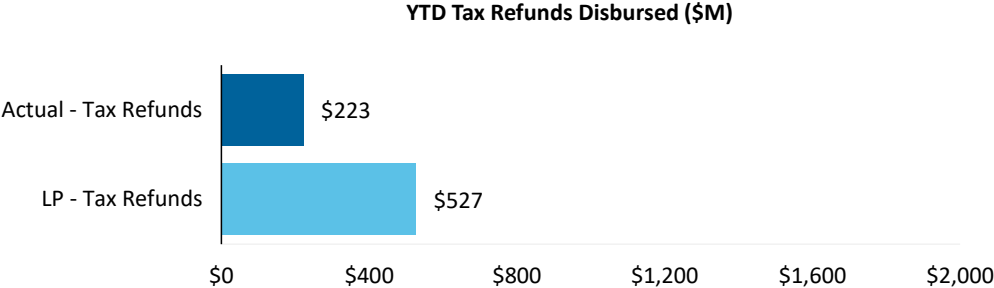
Entity Name	Actual YTD	LP YTD	Variance
GF - UPR	\$ 163	\$ 163	\$ (0)
GF - CRIM	24	20	(4)
GF - FOMB	20	19	(0)
GF - ASEM	27	26	(1)
GF - Other	583	561	(22)
OF - Other	54	88	35
<b>Total</b>	<b>\$ 871</b>	<b>\$ 877</b>	<b>\$ 7</b>



**Puerto Rico Department of Treasury | Hacienda**  
*Tax Refunds / PayGo and Pensions Summary*

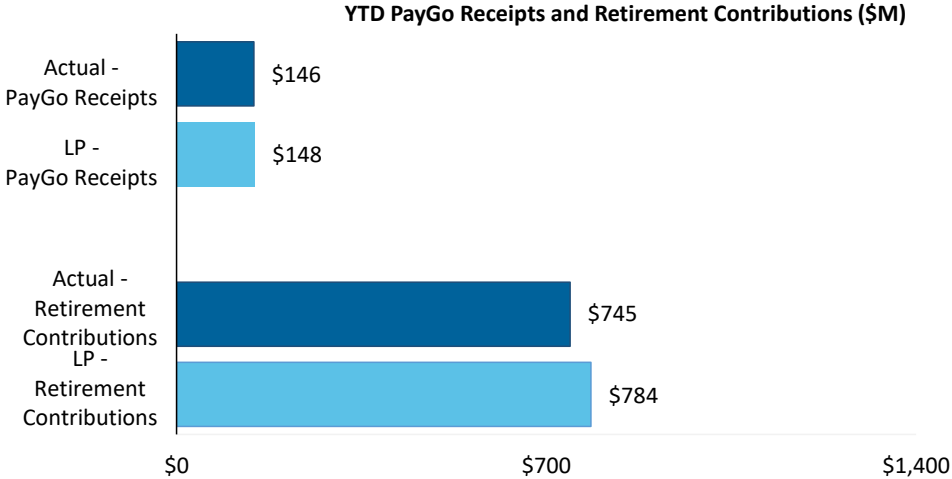
**Key Takeaways / Notes : Tax Credits & Refunds**

- 1) Tax credits and refunds includes EITC distributions, refunds to individuals and seniors as well as other tax credits. Tax Credits and Refunds are \$304M lower than projected.



**Key Takeaways / Notes : PayGo Receipts and Retirement Contributions**

- 1) YTD PayGo receipts are under projected. Further details on the status of PayGo can be found in the monthly PayGo Report on Hacienda website under the Public Finance section.



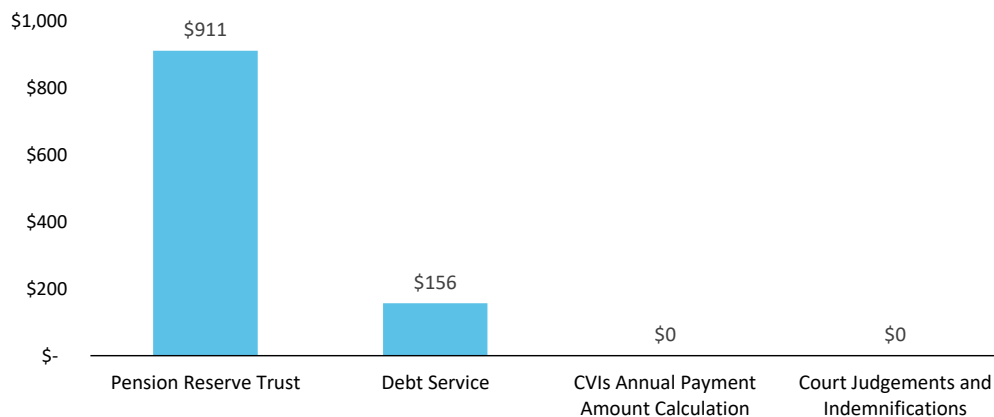
**Puerto Rico Department of Treasury | Hacienda**  
*Plan of Adjustment TSA Transfers Summary*

**Key Takeaways / Notes: Plan Disbursements**

- 1) A total of \$1,067M has been transferred out of the TSA for POA related payments during FY25. During this month, a payment of \$906M was disbursed for the yearly contribution to the Pension Reserve Trust.

<b>Plan-Related TSA Disbursements (\$M)</b>	<b>Actual YTD</b>
Pension Reserve Trust	\$ 911
<i>Annual Contribution</i>	906
<i>Monthly Act 80 Contributions</i>	5
Debt Service	156
CVIs Annual Payment Amount Calculation (a)	-
Court Judgements and Indemnifications	-
<b>Total</b>	<b>\$ 1,067</b>

**Plan-Related TSA Disbursements (\$M)**



Footnotes

(a) CVIs Annual Payment is expected to be disbursed on or before November 1, 2024.

**Puerto Rico Department of Treasury | Hacienda**

Schedule A: Central Government - Live Web Portal AP by Payee Type (a) (b)

All Agencies

(figures in \$000s)

Continues and Continued...

ID	Agency Name	3rd Party Payables	Intergovernmental Payables	Total
071	Department of Health	\$ 200,122	\$ 7,138	\$ 207,260
081	Department of Education	161,739	22,147	183,886
025	Hacienda (entidad interna - fines de contabilidad)	48,503	103	48,606
271	Office of Information Technology and Communications	36,901	74	36,974
049	Department of Transportation and Public Works	28,147	195	28,341
045	Department of Public Security	17,098	15	17,113
241	Administration for Integral Development of Childhood	14,364	356	14,720
050	Department of Natural and Environmental Resources	13,819	57	13,876
123	Families and Children Administration	13,106	95	13,201
311	Gaming Commission	13,006	38	13,044
014	Environmental Quality Board	9,486	331	9,817
024	Department of the Treasury	8,814	-	8,814
127	Administration for Socioeconomic Development of the Famil	8,542	87	8,629
067	Department of Labor and Human Resources	7,886	145	8,032
137	Department of Correction and Rehabilitation	7,964	19	7,984
095	Mental Health and Addiction Services Administration	7,042	30	7,072
028	Commonwealth Election Commission	6,705	1	6,706
122	Department of the Family	6,337	-	6,337
120	Veterans Advocate Office	5,797	2	5,799
016	Office of Management and Budget	5,044	2	5,046
126	Vocational Rehabilitation Administration	4,222	4	4,226
329	Socio-Economic Development Office	758	3,046	3,804
078	Department of Housing	3,346	165	3,511
031	General Services Administration	3,328	-	3,328
208	Contributions to Municipalities	-	3,237	3,237
087	Department of Sports and Recreation	2,391	76	2,468
055	Department of Agriculture	2,383	-	2,383
152	Elderly and Retired People Advocate Office	1,703	59	1,762
038	Department of Justice	1,683	32	1,715
043	Puerto Rico National Guard	1,509	2	1,511
124	Child Support Administration	1,430	0	1,431
266	Office of Public Security Affairs	128	1,146	1,273
018	Planning Board	902	199	1,101
026	Special Appropriations for the Central Government Retireme	764	-	764
015	Office of the Governor	667	24	691
105	Industrial Commission	592	2	595
155	State Historic Preservation Office	507	4	511
242	PPD Central Committee	438	-	438
143	Office of Protection and Advocacy of Persons with Disabilitie:	394	-	394
023	Department of State	376	-	376
096	Women's Advocate Office	264	-	264
153	Advocacy for Persons with Disabilities of the Commonwealth	162	44	206
075	Office of the Financial Institutions Commissioner	205	-	205

**Puerto Rico Department of Treasury | Hacienda***Schedule A: Central Government - Live Web Portal AP by Payee Type (a) (b)**All Agencies**(figures in \$000s)**Continues and Continued...*

<b>ID</b>	<b>Agency Name</b>	<b>3rd Party Payables</b>	<b>Intergovernmental Payables</b>	<b>Total</b>
298	Public Service Regulatory Board	201	-	201
030	Office of Administration and Transformation of HR in the Gov	123	-	123
022	Office of the Commissioner of Insurance	115	-	115
291	Project Dignity	103	-	103
391	Movimiento Victoria Ciudadana	71	-	71
279	Public Service Appeals Commission	49	-	49
069	Department of Consumer Affairs	29	-	29
281	Office of the Electoral Comptroller	23	-	23
231	Health Advocate Office	22	-	22
060	Citizen's Advocate Office (Ombudsman)	19	0	20
244	PIP Central Committee	19	-	19
021	Emergency Management and Disaster Administration Agency	7	-	7
040	Puerto Rico Police	5	-	5
139	Parole Board	2	-	2
034	Investigation, Prosecution and Appeals Commission	2	0	2
220	Correctional Health	1	-	1
037	Civil Rights Commission	1	-	1
	Other	2	-	2
<b>Total</b>		<b>\$ 649,367</b>	<b>\$ 38,876</b>	<b>\$ 688,243</b>

Footnotes:

- (a) *Data presented above represents the Central Government live AP Web Portal repository of third party and intergovernmental invoices by agency, implemented for FY2019. The full transition to managing central government payables through the web portal is not yet complete and therefore the table above may not represent all Central Government AP. Ongoing efforts with the largest agencies to implement the appropriate processes and controls needed to fully transition to the web portal and realize improvements in reporting and efficiency continue as of the date of this report.*
- (b) *On a go-forward basis, vendors submit invoices for approval through the live AP Web Portal where they are logged electronically, matched with the appropriate purchase order or other relevant documentation, and approved / vouchered at the agency level through the online interface.*

## Puerto Rico Department of Treasury | Hacienda

## Schedule B: Central Government - Live Web Portal AP Aging (a) (b)

## All Agencies

(figures in \$000s)

Continues and Continued...

ID	Agency Name	0 - 30	31 - 60	61 - 90	Over 90 days	Total
071	Department of Health	\$ 25,485	\$ 11,789	\$ 6,163	\$ 163,822	\$ 207,260
081	Department of Education	91,575	24,951	16,111	51,249	183,886
025	Hacienda (entidad interna - fines de contabilidad)	25,422	4,231	4,800	14,154	48,606
271	Office of Information Technology and Communications	3,507	21,569	3,422	8,477	36,974
049	Department of Transportation and Public Works	8,454	8,376	2,955	8,556	28,341
045	Department of Public Security	3,460	2,642	4,483	6,528	17,113
241	Administration for Integral Development of Childhood	5,727	1,230	1,358	6,404	14,720
050	Department of Natural and Environmental Resources	3,577	3,450	938	5,912	13,876
123	Families and Children Administration	6,481	2,938	2,215	1,568	13,201
311	Gaming Commission	10,016	259	571	2,197	13,044
014	Environmental Quality Board	360	137	95	9,225	9,817
024	Department of the Treasury	4,633	2,691	590	900	8,814
127	Administration for Socioeconomic Development of the Family	3,404	2,564	672	1,989	8,629
067	Department of Labor and Human Resources	2,604	740	1,137	3,551	8,032
137	Department of Correction and Rehabilitation	4,142	1,908	283	1,651	7,984
095	Mental Health and Addiction Services Administration	3,186	1,093	756	2,037	7,072
028	Commonwealth Election Commission	4,650	766	82	1,208	6,706
122	Department of the Family	2,948	1,562	1,170	657	6,337
120	Veterans Advocate Office	1,276	46	4	4,473	5,799
016	Office of Management and Budget	1,270	2,213	570	993	5,046
126	Vocational Rehabilitation Administration	2,151	751	85	1,239	4,226
329	Socio-Economic Development Office	3,112	180	11	501	3,804
078	Department of Housing	1,865	1,300	236	110	3,511
031	General Services Administration	460	2,601	50	216	3,328
208	Contributions to Municipalities	2,427	-	-	810	3,237
087	Department of Sports and Recreation	568	313	747	840	2,468
055	Department of Agriculture	140	178	108	1,958	2,383
152	Elderly and Retired People Advocate Office	1,073	212	148	328	1,762
038	Department of Justice	1,547	100	44	23	1,715
043	Puerto Rico National Guard	702	360	282	167	1,511
124	Child Support Administration	736	211	247	237	1,431
266	Office of Public Security Affairs	6	121	-	1,146	1,273
018	Planning Board	121	219	306	455	1,101
026	Special Appropriations for the Central Government Retirement System	12	11	2	739	764
015	Office of the Governor	291	170	109	121	691
105	Industrial Commission	119	53	34	389	595
155	State Historic Preservation Office	247	107	37	120	511
242	PPD Central Committee	366	34	1	37	438
143	Office of Protection and Advocacy of Persons with Disabilities	1	24	0	368	394
023	Department of State	224	123	11	18	376
096	Women's Advocate Office	130	81	45	9	264
153	Advocacy for Persons with Disabilities of the Commonwealth of Puerto Rico	85	6	8	107	206
075	Office of the Financial Institutions Commissioner	189	14	-	2	205
298	Public Service Regulatory Board	105	27	54	14	201
030	Office of Administration and Transformation of HR in the Govt.	60	36	2	25	123
022	Office of the Commissioner of Insurance	34	54	21	5	115
291	Project Dignity	73	16	7	7	103
391	Movimiento Victoria Ciudadana	30	38	2	-	71
279	Public Service Appeals Commission	44	2	3	-	49
069	Department of Consumer Affairs	18	4	7	-	29

## Puerto Rico Department of Treasury | Hacienda

## Schedule B: Central Government - Live Web Portal AP Aging (a) (b)

## All Agencies

(figures in \$000s)

Continues and Continued...

ID	Agency Name	0 - 30	31 - 60	61 - 90	Over 90 days	Total
281	Office of the Electoral Comptroller	8	14	-	0	23
231	Health Advocate Office	19	1	1	-	22
060	Citizen's Advocate Office (Ombudsman)	19	0	-	0	20
244	PIP Central Committee	19	-	-	-	19
021	Emergency Management and Disaster Administration Agency	-	-	-	7	7
040	Puerto Rico Police	-	5	-	0	5
139	Parole Board	2	-	-	0	2
034	Investigation, Prosecution and Appeals Commission	0	0	1	1	2
220	Correctional Health	-	-	-	1	1
037	Civil Rights Commission	0	0	-	0	1
	Other	1	-	-	1	2
<b>Total</b>		<b>\$ 229,181</b>	<b>\$ 102,525</b>	<b>\$ 50,983</b>	<b>\$ 305,554</b>	<b>\$ 688,243</b>

Footnotes:

- (a) Data presented above represents the Central Government live AP Web Portal repository of third party and intergovernmental invoices by agency, implemented for FY2019. The full transition to managing central government payables through the web portal is not yet complete and therefore the table above may not represent all Central Government AP. Ongoing efforts with the largest agencies to implement the appropriate processes and controls needed to fully transition to the web portal and realize improvements in reporting and efficiency continue as of the date of this report.
- (b) On a go-forward basis, vendors submit invoices for approval through the live AP Web Portal where they are logged electronically, matched with the appropriate purchase order or other relevant documentation, and approved / vouchered at the agency level through the online interface.