

ADOPTED OPERATING
AND FIVE-YEAR
CAPITAL IMPROVEMENT
BUDGET



2023-
2024
FISCAL YEAR

*The consolidated government of the City
of Lafayette and the Parish of Lafayette,
Louisiana*





MAYOR-PRESIDENT

HONORABLE JOSHUA S. GUILLORY

CITY COUNCIL AND PARISH COUNCIL

LAFAYETTE CITY COUNCIL

GLENN M. LAZARD	CITY DISTRICT 5	CITY COUNCIL CHAIR
LIZ W. HEBERT	CITY DISTRICT 3	CITY COUNCIL VICE-CHAIR
PATRICK "PAT" LEWIS	CITY DISTRICT 1	
ANDY NAQUIN	CITY DISTRICT 2	
NANETTE S. COOK	CITY DISTRICT 4	

LAFAYETTE PARISH COUNCIL

JOSH CARLSON	PARISH DISTRICT 3	PARISH COUNCIL CHAIR
BRYAN TABOR	PARISH DISTRICT 1	PARISH COUNCIL VICE-CHAIR
KEVIN NAQUIN	PARISH DISTRICT 2	
JOHN J. GUILBEAU	PARISH DISTRICT 4	
ABRAHAM "AB" RUBIN JR.	PARISH DISTRICT 5	

**FY 2023-2024 ADOPTED OPERATING AND FIVE-YEAR CAPITAL IMPROVEMENT
BUDGET OF THE CITY-PARISH CONSOLIDATED GOVERNMENT OF**

LAFAYETTE, LOUISIANA

Prepared By: Office of Finance & Management
Lowell Duhon, Interim Chief Financial Officer





Government Finance Officers Association of the United States and Canada (GFOA) presented a Distinguished Budget Presentation Award to **Lafayette City-Parish Consolidated Government, Louisiana** for its Annual Budget for the fiscal year beginning **November 1, 2022**. In order to receive this award, a governmental unit must publish a budget document that meets program criteria as a policy document, as a financial plan, as an operations guide, and as a communications device.

This award is valid for a period of one year only. We believe our current budget continues to conform to program requirements, and we are submitting it to GFOA to determine its eligibility for another award.



GOVERNMENT FINANCE OFFICERS ASSOCIATION

*Distinguished
Budget Presentation
Award*

PRESENTED TO

**Lafayette City-Parish Consolidated Government
Louisiana**

For the Fiscal Year Beginning

November 01, 2022

Christopher P. Morill

Executive Director



**LAFAYETTE CONSOLIDATED GOVERNMENT
ADOPTED OPERATING AND CAPITAL BUDGET
FOR FISCAL YEAR 2023 – 2024**

TABLE OF CONTENTS

TITLE PAGE	3
GFOA BUDGET AWARD	5
TABLE OF CONTENTS	7
INTRODUCTION	17
MAYOR-PRESIDENT’S MESSAGE	35
TRANSMITTAL LETTER	37
PROPOSED BUDGET MESSAGE	39
CHIEF FINANCIAL OFFICER’S PROPOSED BUDGET DISCUSSION	43
BUDGET OVERVIEW & HIGHLIGHTS	51
BUDGET CHARTS & GRAPHS	
CONSOLIDATED REVENUES	53
CONSOLIDATED EXPENDITURES & RESERVES	53
NON – UTILITIES REVENUES & EXPENDITURES	54
CITY GENERAL FUND REVENUES & EXPENDITURES	55
PARISH GENERAL FUND REVENUES & EXPENDITURES	56
USE OF CITY & PARISH SALES TAX REVENUE	57
PROPERTY TAX REVENUE HISTORY	58
SALES TAX REVENUE HISTORY	58
IN LIEU OF TAX-UTILITIES SYSTEM REVENUE	59
CHARGES FOR SERVICES REVENUE HISTORY	59
UTILITIES SYSTEM REVENUE HISTORY	60
COMMUNICATIONS SYSTEM REVENUE HISTORY	60
AUTHORIZED PERSONNEL STRENGTH HISTORY	61
POPULATION HISTORY	61
ORGANIZATIONAL CHART WITH PERSONNEL STRENGTH	62
BUDGET SUMMARY SCHEDULES	
PERSONNEL STRENGTH RECAP	63
SUMMARY OF REVENUES BY FUND	64
PROPERTY TAX SUMMARY	65
SUMMARY OF REVENUES BY SOURCE	66
SUMMARY OF EXPENDITURES & RESERVES BY DEPARTMENT	67
SUMMARY OF FINANCIAL SOURCES AND USES – ALL FUNDS	68
MAJOR FUND PRO FORMAS	
CITY OF LAFAYETTE GENERAL FUND PRO FORMA	70
PARISH OF LAFAYETTE GENERAL FUND PRO FORMA	71
CITY OF LAFAYETTE SALES TAX CAPITAL PRO FORMA	72
CITY OF LAFAYETTE UTILITIES SYSTEM PRO FORMA	73
CITY OF LAFAYETTE COMMUNICATIONS SYSTEM PRO FORMA	74
ESTIMATED FUND BALANCES & CITY/PARISH ALLOCATION SUMMARY	
ESTIMATED BEGINNING & ENDING FUND BALANCES – GOVERNMENTAL FUNDS	75

**LAFAYETTE CONSOLIDATED GOVERNMENT
ADOPTED OPERATING AND CAPITAL BUDGET
FOR FISCAL YEAR 2023 - 2024**

TABLE OF CONTENTS (CONTINUED)

ESTIMATED BEGINNING & ENDING FUND BALANCES – ENTERPRISE FUNDS	77
ESTIMATED BEGINNING & ENDING FUND BALANCES – INTERNAL SERVICE FUNDS	77
ALLOCATION SCHEDULE SUMMARY	78
SCHEDULE OF REVENUES BY SOURCE	81
REVENUES BY SOURCE (ALL FUNDS)	83
SCHEDULE OF REVENUES BY FUND	97
REVENUES BY FUND	99
ELECTED OFFICIALS LEGISLATIVE/JUDICIAL/OTHER	123
RECAP – EO – LEGISLATIVE/JUDICIAL/OTHER APPROPRIATIONS	125
LEGISLATIVE – COUNCIL OFFICE - ADMIN	126
LEGISLATIVE – COUNCIL OFFICE - CITY	127
LEGISLATIVE – COUNCIL OFFICE - PARISH	129
JUDICIAL – JUSTICES OF PEACE AND CONSTABLES	130
JUDICIAL – CITY COURT	130
JUDICIAL – CITY COURT - A	131
JUDICIAL – CITY COURT - B	131
JUDICIAL – CITY MARSHAL	131
JUDICIAL – DISTRICT COURT – JUDGES	132
JUDICIAL – DISTRICT COURT – JUDGES – COURTHOUSE SECURITY	132
JUDICIAL – DISTRICT ATTORNEY	133
JUDICIAL – DISTRICT ATTORNEY – CRIMINAL NON – SUPPORT	133
OTHERS – REGISTRAR OF VOTERS	133
OTHERS – ADULT CORRECTIONAL CENTER – OPERATIONS	134
OTHERS – CORONER OFFICE	134
ELECTED OFFICIALS EXECUTIVE	137
RECAP – EO – EXECUTIVE APPROPRIATIONS	139
EXECUTIVE – MAYOR-PRESIDENT’S OFFICE	140
EXECUTIVE – PO – CULTURAL ECONOMY	140
EXECUTIVE – CAO – ADMINISTRATION	140
EXECUTIVE – CAO – INTERNATIONAL TRADE	141
EXECUTIVE – CAO – EMERG OPER/SECURITY	142
EXECUTIVE – CAO – ANIMAL SHELTER & CARE CENTER	142
EXECUTIVE – CAO – JUVENILE DETENTION	143
EXECUTIVE – CAO – JUVENILE DETENTION – KITCHEN	144
EXECUTIVE – CAO – HUMAN RESOURCES	145
EXECUTIVE – CAO – MAILROOM	145
EXECUTIVE – CAO – 311 C/P COMMUNICATION SERVICES	146
ELECTED OFFICIALS LEGAL	147
RECAP – EO – LEGAL APPROPRIATIONS	149
LEGAL	150
LEGAL – CITY PROSECUTOR	150

**LAFAYETTE CONSOLIDATED GOVERNMENT
ADOPTED OPERATING AND CAPITAL BUDGET
FOR FISCAL YEAR 2023 - 2024**

TABLE OF CONTENTS (CONTINUED)

OFFICE OF FINANCE AND MANAGEMENT	153
DEPARTMENTAL 10 YEAR APPROPRIATION HISTORY GRAPH	155
RECAP – DEPARTMENTAL APPROPRIATIONS	157
CHIEF FINANCIAL OFFICER	158
ACCOUNTING	158
BUDGET MANAGEMENT	159
PURCHASING AND PROPERTY MANAGEMENT	159
GENERAL ACCOUNTS	160
GENERAL ACCOUNTS – OTHER	167
RISK MANAGEMENT AND GROUP INSURANCE	168
 DEPARTMENT OF INNOVATION & TECHNOLOGY	 171
DEPARTMENTAL 10 YEAR APPROPRIATION HISTORY GRAPH	173
RECAP – DEPARTMENTAL APPROPRIATIONS	175
RECORDS MANAGEMENT	176
CHIEF INNOVATION OFFICER	176
 POLICE DEPARTMENT	 179
DEPARTMENTAL 10 YEAR APPROPRIATION HISTORY GRAPH	181
RECAP – DEPARTMENTAL APPROPRIATIONS	183
ADMINISTRATION	184
PATROL	185
SERVICES	186
CRIMINAL INVESTIGATION	187
 FIRE DEPARTMENT	 189
DEPARTMENTAL 10 YEAR APPROPRIATION HISTORY GRAPH	191
RECAP – DEPARTMENTAL APPROPRIATIONS	193
ADMINISTRATION	194
EMERGENCY OPERATIONS	194
EMERGENCY OPERATIONS – HAZMAT	195
TECHNICAL OPERATIONS – COMMUNICATIONS	195
TECHNICAL OPERATIONS – FIRE PREVENTION	196
TECHNICAL OPERATIONS – TRAINING	196
PARISHWIDE FIRE PROTECTION	197
 PUBLIC WORKS DEPARTMENT	 199
DEPARTMENTAL 10 YEAR APPROPRIATION HISTORY GRAPH	201
RECAP – DEPARTMENTAL APPROPRIATIONS	203
DIRECTOR’S OFFICE	204
DIRECTOR’S OFFICE – CITY	204
CAPITAL IMPROVEMENTS – PROJECTS	204
CAPITAL IMPROVEMENTS – PROJECTS – CITY	205
CAPITAL IMPROVEMENTS – ENGINEERING, DESIGN AND DEVELOPMENT	205
CAPITAL IMPROVEMENTS – RIGHT OF WAY	206

**LAFAYETTE CONSOLIDATED GOVERNMENT
ADOPTED OPERATING AND CAPITAL BUDGET
FOR FISCAL YEAR 2023 - 2024**

TABLE OF CONTENTS (CONTINUED)

CAPITAL IMPROVEMENTS – ESTIMATES AND ADMINISTRATION	206
CAPITAL IMPROVEMENTS – PROJECT CONTROL	207
FACILITY MAINTENANCE – ADMINISTRATION	207
FACILITY MAINTENANCE – BUILDING MAINTENANCE	208
FACILITY MAINTENANCE – CITY HALL MAINTENANCE	208
FACILITY MAINTENANCE – ROSA PARKS TRANSPORTATION CENTER	209
FACILITY MAINTENANCE – COURTHOUSE COMPLEX MAINTENANCE	209
FACILITY MAINTENANCE – ADULT CORRECTIONAL CENTER BUILDING MAINTENANCE	210
FACILITY MAINTENANCE – WAR MEMORIAL BUILDING MAINTENANCE	210
FACILITY MAINTENANCE – CLIFTON CHENIER CENTER MAINTENANCE	210
VEHICLE MAINTENANCE – ADMINISTRATION	211
VEHICLE MAINTENANCE – MECHANICAL REPAIR SHOP	211
VEHICLE MAINTENANCE – SERVICE STATION	212
VEHICLE MAINTENANCE – PARTS AND SUPPLIES	212
CNG STATION – FAST FILL STATION.....	212
ENVIRONMENTAL QUALITY – MOSQUITO CONTROL.....	213
ENVIRONMENTAL QUALITY – ADMINISTRATION	213
ENVIRONMENTAL QUALITY – CODE ENFORCEMENT	214
ENVIRONMENTAL QUALITY – REGULATORY COMPLIANCE	214
ENVIRONMENTAL QUALITY – SOLID WASTE – RECYCLING	215
ENVIRONMENTAL QUALITY – SOLID WASTE – COMPOSTING	215
ENVIRONMENTAL QUALITY – ADJUDICATION BUREAU	216
DRAINAGE DEPARTMENT	217
DEPARTMENTAL 10 YEAR APPROPRIATION HISTORY GRAPH	219
RECAP – DEPARTMENTAL APPROPRIATIONS	221
DIRECTOR’S OFFICE	222
OPERATIONS – ADMINISTRATION	222
OPERATIONS – DRAINAGE	222
OPERATIONS – ADMINISTRATION - CITY	223
OPERATIONS – DRAINAGE – CITY	223
OPERATIONS – ENGINEERING – CITY	224
TRAFFIC, ROADS & BRIDGES DEPARTMENT	227
DEPARTMENTAL 10 YEAR APPROPRIATION HISTORY GRAPH	229
RECAP – DEPARTMENTAL APPROPRIATIONS	231
SMALL BUSINESS SUPPORT SERVICES	232
DIRECTOR’S OFFICE	232
OPERATIONS – ROADS/BRIDGES	232
OPERATIONS – DOWNTOWN WORK CREW	233
OPERATIONS – ROADS/BRIDGES - CITY	233
TRAFFIC ENGINEERING DEVELOPMENT	234
TRAFFIC ENGINEERING MAINTENANCE	235
TRAFFIC SIGNALS MAINTENANCE	236
TRANSIT OPERATIONS	237
PARKING PROGRAM	238
PARKS ARTS RECREATION AND CULTURE	241

**LAFAYETTE CONSOLIDATED GOVERNMENT
ADOPTED OPERATING AND CAPITAL BUDGET
FOR FISCAL YEAR 2023 - 2024**

TABLE OF CONTENTS (CONTINUED)

DEPARTMENTAL 10 YEAR APPROPRIATION HISTORY GRAPH	243
RECAP – DEPARTMENTAL APPROPRIATIONS	245
DIRECTOR’S OFFICE	246
OPERATIONS AND MAINTENANCE	246
ATHLETIC PROGRAMS	247
ATHLETIC PROGRAMS – SWIMMING	248
ATHLETIC PROGRAMS – TENNIS	248
ATHLETIC PROGRAMS – THERAPEUTIC RECREATION	249
CENTERS AND OTHER PROGRAMS	249
HUMAN SERVICES – SENIOR CENTER	250
ARTS AND CULTURE – ADMINISTRATION	250
ARTS AND CULTURE – HEYMANN PERFORMING ARTS CENTER - COMMISSION	251
ARTS AND CULTURE – LAFAYETTE SCIENCE MUSEUM	252
ARTS AND CULTURE – NATURE STATION	252
ARTS AND CULTURE – MAINTENANCE	253
JAY & LIONEL HEBERT MUNICIPAL GOLF COURSE	253
VIEUX CHENES GOLF COURSE	254
WETLANDS GOLF COURSE	255
COMMUNITY DEVELOPMENT AND PLANNING	257
DEPARTMENTAL 10 YEAR APPROPRIATION HISTORY GRAPH	259
RECAP – DEPARTMENTAL APPROPRIATIONS	261
PLANNING	262
DEVELOPMENT	263
CODES	264
COMPLIANCE	264
ALCOHOL AND NOISE CONTROL	265
PERMITTING	265
EXTERNAL GRANTS	266
HOUSING – REHAB	267
HOUSING – DEMOLITION	267
HOUSING – RELOCATION	268
HOUSING – EXTERNAL HOUSING ACTIVITY	268
HOUSING – URBAN INFILL PROGRAM	268
STATE/FEDERAL PROGRAMS – CONTINGENCY/LOCAL OPTIONS	268
STATE/FEDERAL PROGRAMS – NEIGHBORHOOD PRIDE PROGRAM	268
STATE/FEDERAL PROGRAMS – SUBRECIPIENT FUND	269
GOVERNMENT AND BUSINESS RELATIONS – PLANNING	269
GRANTS ADMINISTRATION	270
WIOA PROGRAM – TRAINING	272
HUMAN SERVICES – COUNSELING SERVICES	272
DIRECTOR’S OFFICE	273
DIRECTOR’S OFFICE – ADJUDICATION BUREAU	274
OTHER BUDGETARY UNITS	275
RECAP – DEPARTMENTAL APPROPRIATIONS	277
MUNICIPAL CIVIL SERVICE	278
POLICE AND FIRE CIVIL SERVICE	278
HEALTH UNIT	278

**LAFAYETTE CONSOLIDATED GOVERNMENT
ADOPTED OPERATING AND CAPITAL BUDGET
FOR FISCAL YEAR 2023 - 2024**

TABLE OF CONTENTS (CONTINUED)

LA COOP EXTENSION SERVICE	279
LIBRARY	279
UTILITIES DEPARTMENT	283
REVENUES AND APPROPRIATIONS GRAPHS	285
DEPARTMENTAL 10 YEAR APPROPRIATION HISTORY GRAPH	286
KWH SALES HISTORY GRAPH	287
CITY OF LAFAYETTE UTILITIES SYSTEM PRO FORMA	288
RECAP – DEPARTMENTAL APPROPRIATIONS	289
DIRECTOR’S OFFICE	290
GENERAL ACCOUNTS	290
SUPPORT SERVICES – ADMINISTRATION AND SUPPORT	291
SUPPORT SERVICES – EMPLOYEE DEVELOPMENT	292
SUPPORT SERVICES – METER SERVICES	292
SUPPORT SERVICES – UTILITY CONSERVATION	292
CUSTOMER SERVICE	293
ENVIRONMENTAL COMPLIANCE	293
POWER PRODUCTION	294
ELECTRIC OPERATIONS – ADMINISTRATION AND MANAGEMENT	295
ELECTRIC OPERATIONS – TRANSMISSION AND DISTRIBUTION	296
ELECTRIC OPERATIONS – ENERGY CONTROL	296
ELECTRIC OPERATIONS – SUBSTATION AND COMMUNICATION	297
ELECTRIC OPERATIONS – FACILITIES MANAGEMENT	298
ELECTRIC OPERATIONS – DISTRIBUTION TRANSFORMERS	298
ELECTRIC OPERATIONS – ELECTRIC METERS	299
WATER OPERATIONS – PRODUCTION/ADMINISTRATION	299
WATER OPERATIONS – DISTRIBUTION	300
WASTEWATER OPERATIONS – TREATMENT/ADMINISTRATION	300
WASTEWATER OPERATIONS – COLLECTION	301
ENGINEERING – CIVIL	302
ENGINEERING – ADMINISTRATION	302
ENGINEERING – POWER MARKETING	303
ENGINEERING – ELECTRIC SYSTEM CONSTRUCTION	303
ENGINEERING – ENVIRONMENTAL COMPLIANCE	304
ENGINEERING – NETWORK ENGINEERING	304
CAPITAL APPROPRIATIONS	305
COMMUNICATIONS SYSTEM	307
DEPARTMENTAL 10 YEAR APPROPRIATION HISTORY GRAPH	309
CITY OF LAFAYETTE COMMUNICATIONS SYSTEM PRO FORMA	310
RECAP – DEPARTMENTAL APPROPRIATIONS	311
ADMINISTRATION AND SUPPORT	312
GENERAL ACCOUNTS	312
OPERATIONS	313
WAREHOUSE	313
BUSINESS SUPPORT SERVICES	314
CUSTOMER SERVICE	314
ENGINEERING	315
CAPITAL APPROPRIATIONS	315

**LAFAYETTE CONSOLIDATED GOVERNMENT
ADOPTED OPERATING AND CAPITAL BUDGET
FOR FISCAL YEAR 2023 - 2024**

TABLE OF CONTENTS (CONTINUED)

GENERAL BONDED INDEBTEDNESS	317
SCHEDULE OF DEBT AUTHORIZED AND UNISSUED	319
SUMMARY OF DEBT SERVICE SCHEDULES	319
PARISH GENERAL OBLIGATION BONDS	320
CERTIFICATES OF INDEBTEDNESS	321
CITY SALES TAX REVENUE BONDS	322
TAXABLE BONDS-CITY	325
UTILITIES REVENUE BONDS	326
COMMUNICATIONS SYSTEM REVENUE BONDS	327
CALCULATION OF LEGAL GENERAL OBLIGATION DEBT MARGIN	328
CITY OF LAFAYETTE BOND ANALYSIS	329
FIVE-YEAR CAPITAL IMPROVEMENT PROGRAM (CIP)	331
FIVE-YEAR CAPITAL IMPROVEMENT PROGRAM (ENTITY-WIDE) SUMMARY.....	333
FIVE-YEAR CAPITAL IMPROVEMENT PROGRAM (NON-UTILITIES).....	335
FIVE – YEAR CAPITAL IMPROVEMENT PROGRAM (NON-UTILITIES) SUMMARY	336
ESTIMATED OPERATION AND MAINT COST OF FIVE-YEAR CAPITAL (NON-UTILITIES) IMPROVEMENTS.....	338
PARISH OF LAFAYETTE FIVE-YEAR CAPITAL IMPROVEMENT PROGRAM.....	339
LAFAYETTE PARISH PUBLIC LIBRARY FIVE-YEAR CAPITAL IMPROVEMENT PROGRAM.....	341
CITY & PARISH JOINT (NON-UTILITIES) FIVE-YEAR CAPITAL IMPROVEMENT PROGRAM.....	342
CITY OF LAFAYETTE (NON-UTILITIES) FIVE-YEAR CAPITAL IMPROVEMENT PROGRAM SUMMARY.....	343
ESTIMATED OPERATION AND MAINT COST OF CITY OF LAFAYETTE (NON-UTILITIES) IMPROVEMENTS.....	343
CITY OF LAFAYETTE BOND ANALYSIS.....	344
CITY OF LAFAYETTE PROJECT DETAIL.....	345
FIVE-YEAR CAPITAL IMPROVEMENT PROGRAM (UTILITIES).....	349
UTILITIES SYSTEM – COMBINED SUMMARY – RETAINED EARNINGS & BOND CAPITAL	350
UTILITIES SYSTEM – ESTIMATED OPERATION AND MAINTENANCE EXPENSES.....	350
UTILITIES SYSTEM – PROJECT DETAIL.....	351
FIVE-YEAR CAPITAL IMPROVEMENT PROGRAM (COMMUNICATIONS SYSTEM).....	355
COMMUNICATIONS SYSTEM – PROJECT DETAIL.....	356
CAPITAL APPROPRIATIONS	359
ELECTED OFFICIALS LEGISLATIVE/JUDICIAL/OTHER	361
ELECTED OFFICIALS EXECUTIVE	361
FINANCE AND MANAGEMENT	362
DEPT OF INNOVATION & TECHNOLOGY	363
POLICE DEPARTMENT	363
FIRE DEPARTMENT	365
PUBLIC WORKS	366
DRAINAGE	369
TRAFFIC, ROADS & BRIDGES	370
PARKS ARTS RECREATION CULTURE	373
COMMUNITY DEVELOPMENT & PLANNING	374
UTILITIES	375
COMMUNICATIONS SYSTEM	382

**LAFAYETTE CONSOLIDATED GOVERNMENT
ADOPTED OPERATING AND CAPITAL BUDGET
FOR FISCAL YEAR 2023 - 2024**

TABLE OF CONTENTS (CONTINUED)

MANNING TABLES	383
ELECTED OFFICIALS LEGISLATIVE/JUDICIAL/OTHER	385
ELECTED OFFICIALS EXECUTIVE	386
LEGAL DEPARTMENT	388
FINANCE AND MANAGEMENT	388
DEPT OF INNOVATION & TECHNOLOGY	389
POLICE DEPARTMENT	390
FIRE DEPARTMENT	391
PUBLIC WORKS	391
DRAINAGE	394
TRAFFIC, ROADS & BRIDGES	394
PARKS ARTS RECREATION CULTURE.....	396
COMMUNITY DEVELOPMENT & PLANNING	398
OTHER – MUNICIPAL CIVIL SERVICE	399
OTHER – POLICE AND FIRE CIVIL SERVICE	400
OTHER – HEALTH UNIT	400
OTHER – LIBRARY	400
UTILITIES	400
COMMUNICATIONS SYSTEM	405
 GLOSSARY	 407
GLOSSARY.....	409
ABBREVIATIONS & ACRONYMS	415
 APPENDIX	 419
BUDGET ORDINANCES.....	421
STATISTICAL TABLES	429

INTRODUCTION

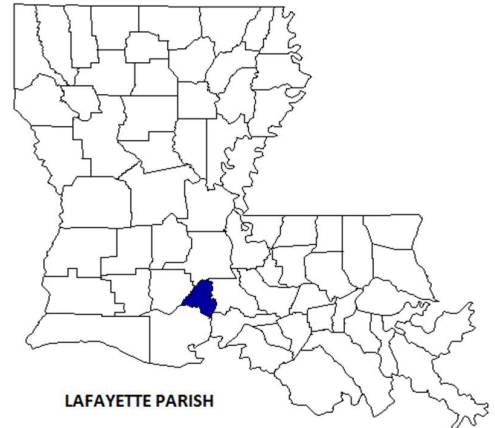




INTRODUCTION

This introduction and guide is designed to assist the reader in gaining an overview of Lafayette as well as aid in the use and comprehension of Lafayette Consolidated Government's (LCG) Operating and Five-Year Capital Improvement Budget Document.

The City of Lafayette, Louisiana is the parish seat of the Parish of Lafayette. The July 2022 estimated population of the City is 133,727 and the Parish is 244,709. The region was settled in 1763 by exiled Acadians from Nova Scotia (commonly called Cajuns). The Parish was created on January 17, 1823 and covers a total of 277 square miles. The City of Lafayette was originally founded as Vermilionville in 1821 and later renamed Lafayette in 1884. The City was incorporated in 1914. The Parish is located in the heart of Acadiana, an eight-parish area in the center of southern Louisiana between New Orleans and Houston. French, Creole, and Acadian culture, handwork and traditions are very much in evidence in and around the region and both French and English languages are still spoken. An estimated 11.5% of the Parish population speaks both French and English.



Given the Parish's central location in the Acadiana region, Lafayette is a hub for tourism. It boasts a vibrant music scene with world acclaimed music festivals such as Festival International De Louisiane and Festival Acadiens Et Creoles. In the spring and fall, free concerts through the Downtown Alive! Series are held downtown every Friday. The unique blend of Cajun and Creole cultures give rise to many diverse culinary opportunities. Attractions such as museums, art galleries, Acadian Village, and Vermilionville are within a short drive from the City's center. Lafayette is also truly part of Louisiana's Sportman's Paradise with easy access to golfing, fishing, hunting, water sports, and camping throughout the parish.

The business base of the Parish includes energy services, manufacturing, health care, transportation and distribution, education, technology, finance, tourism, and other service-related industries. The population in Lafayette's trade market is over 600,000 with over a million tourists visiting the area each year. More than twenty percent of the dollars spent in the Parish come from visitors outside the Parish borders. The Lafayette Parish School System includes 45 schools, 25 elementary schools, 12 middle schools, and 8 high schools. Included in the system are 5 schools of choice, 6 high school academies, foreign language immersion curriculums, and gifted and talented programs. Lafayette is also home to the University of Louisiana at Lafayette (UL Lafayette), which is part of the University of Louisiana System. UL Lafayette offers bachelors, masters, and doctoral degrees in curriculums ranging from the humanities to hard sciences. It is one of the top-ranked universities in the south.

Prior to January 2020, the governing authority of LCG was the Lafayette City-Parish Council consisting of nine members elected from nine single member districts. By a general vote of Lafayette citizens, effective January 6, 2020, this Council was replaced by two separate councils consisting of five members each. The Lafayette City Council serves as the governing authority for the City of Lafayette. The Lafayette Parish Council serves as the governing authority for the Parish of Lafayette. The City Council and Parish Council, jointly, serve as the governing authority for Lafayette City-Parish Government. The LCG chief executive is the Mayor-President. LCG's governance structure is by home rule charter which, in its current form, was voted on by the citizenry in 1992. Although the governments were consolidated in 1996, the Home Rule Charter states that "The City of Lafayette shall continue to exist as a legal entity... and shall

exercise all powers granted by general state law and the state constitution for municipalities of the same population class.” Tax rates vary between the various municipalities and the unincorporated areas; therefore, after consolidating administration and operations of the two governments, LCG continues to maintain separate accounts for the City of Lafayette and Parish funds.

MISSION STATEMENT

The mission of LCG is to enhance the quality of life of our community by providing high-quality; cost-effective services that meet the needs and expectations of the public. The proposed budget is presented with this mission in mind and with the following goals.

GOALS

- To create responsible, accessible, and responsive government that has sound financial and administrative practices.
- To build a diverse economy with the ability to maintain during economic changes.
- To promote a city that is safe, environmentally conscious, and provides cultural and artistic enjoyments.
- To establish a well-maintained and future-oriented infrastructure with emphasis on convenient and efficient transportation movement.
- To establish predictable, compatible land uses through zoning and comprehensive planning.
- To develop community-oriented programs such as parks and recreation and community development which provide an array of services for all citizens.

MAJOR INITIATIVES

Mayor-President Josh Guillory’s administration continues its efforts in returning to the core functions of government. A “do more with less” attitude prevents overspending and encourages creative problem-solving in government. We remain steadfast in our commitment to initiatives that strengthen our core priorities. Major initiatives of Mayor-President Josh Guillory’s administration include: addressing drainage issues; fostering a safe community; repairing, maintaining, and developing infrastructure; growing and diversifying the economy; and improving the overall quality of life for the people that Lafayette Consolidated Government serves, while maintaining fiscal responsibility.

- **Drainage** – The Drainage Department is dedicated to achieving proficient and effective flood and stormwater control. Lafayette Consolidated Government is responsible for maintaining 2,570.5 miles of drainage systems throughout Lafayette Parish, consisting of natural waterways, roadside ditches, and subsurface pipe systems. The Drainage Master Plan, implemented in 2020, continues to provide better management of watersheds and maximizes the drainage systems’ efficacy through a controlled approach of decision making, managing ongoing inspection, routine maintenance, and improvement of the systems (including construction). The department works to maximize day-to-day operations in order to help protect residents and businesses from potential flooding. In 2023, 129,720 feet of ditches have been excavated; 80,000 feet of culverts have been flushed; and approximately 4,000 feet of culverts have been replaced. In an effort to achieve effective flood and stormwater control, Lafayette Consolidated Government signed intergovernmental agreements with each municipality in Lafayette Parish to provide as-needed flushing and vacuuming services to existing drainage infrastructure. This agreement will allow for the removal and disposal of accumulated silt, sediment, and debris, which will

ultimately increase drainage capacity and help the flow of stormwater. To date, more than 13,000 feet of culverts have been flushed around the parish.

- **Public Safety** – Public safety is essential for a government to ensure the well-being of its citizens, and it remains a top priority of Mayor-President Josh Guillory’s administration. In 2023, a new police chief, Judith Estorge was confirmed. Since Chief Estorge’s confirmation, the Lafayette Police Department has been building more community relationships by conducting monthly community walks, holding community events, and creating programs that involve resident participation. Additionally, \$1.1 million of new cameras were installed throughout the City of Lafayette, providing 1,035 different camera views within neighborhoods, Downtown, street intersections, and parks. The Lafayette Police Department will also be implementing a new mobile application that will allow residents to submit reports and tips as well as relay information and updates quickly to the citizens of Lafayette.
- **Infrastructure** – The maintenance, revitalization and development of critical infrastructure are crucial to the success of the City and Parish. Continuing to improve this critical infrastructure will boost commerce, support businesses, connect cities and create opportunities for businesses and communities. Many road construction projects will be taking place in the upcoming year that will improve the flow of traffic and connectivity including the Louisiana Avenue Extension, the North Saint Antoine Extension, the Lake Farm Road Extension, the Frem Boustany Drive Extension, and the Cue Road Extension. Additionally, first impressions are everything, and the gateways into the City of Lafayette should reflect the warmth and hospitality we offer to all visitors. \$3 million is being invested into improving the gateways into Lafayette, from public art installations to well-manicured landscaping. In 2023, we launched the Geaux Lafayette Infrastructure Program, an online platform that provides up-to-date information on road projects such as overlays, extensions, reconstruction, widening, streetscapes, and intersection improvements within Lafayette Parish. The Public Works Department has been prioritizing road overlays within the parish. Since 2020, 100.1 miles of roadways within the City of Lafayette has been overlaid and 116.7 miles of roadways within the unincorporated areas of Lafayette.
- **Economic Growth & Diversification** – Lafayette’s economy is thriving, and we are more business-friendly now than we ever have been. Businesses such as The Chimes, Dave and Busters, Topgolf, and Superior Grill are opening locations in Lafayette. In 2023, Lafayette Consolidated Government’s Parks, Arts, Recreation, and Culture Department broke ground on the new Moore Park Soccer Super Complex, the new Brown Park Baseball and Softball Super Complex, and the new Thomas Park Skate Park. These new complexes will draw regional and national tournaments to Lafayette, and the tourism from these tournaments will boost the economy, as visitors will shop at our local stores, stay in our local hotels, and eat at our local restaurants. Additionally, Lafayette Parish’s unemployment rate is currently at 2.8%, the lowest in the State of Louisiana.

STRATEGIC PLANNING

PlanLafayette

A Comprehensive Plan, PlanLafayette, (https://www.lafayettela.gov/docs/default-source/d-p-documents/planlaf-2015-amended-dec2021.pdf?sfvrsn=e8d9de87_2) is a long-range plan or “guidebook” for a community’s growth, development and redevelopment. It is a vision for the future that plans for a twenty year time period, based on local

conditions, values and aspirations. It is called comprehensive because it coordinates the efforts of many different aspects of a community, such as land use, transportation, and economic development.

One of the most important purposes of a Comprehensive Plan is to formally identify the elements that create a thriving, attractive community: one that offers viable options to its residents regarding where and how they want to live, work, and play. For this reason, public input was essential to developing a successful plan. A plan gathered ideas from the Lafayette community, while the process provided a forum for residents to talk and work together to solve shared problems.

PlanLafayette 2035 was adopted by the Lafayette City-Parish Planning Commission on June 10, 2014. The Lafayette City-Parish Council endorsed PlanLafayette by resolution on Tuesday, July 1, 2014.

The Lafayette Comprehensive Plan is a parish-wide initiative to develop a vision and action plan for Lafayette 2035. The plan coordinates many aspects of the community including land use, transportation, public utilities, environmental, and historic resources. The planning process occurred in three phases: project kickoff, setting a vision and plan framework, and developing the plan document. In the early stages, the consultant team collected information, conducted interviews, and listened to the community's concerns and ideas.

The plan is a living document that will always be amended to reflect changes in the community. A major amendment is to occur every five years. Staff has prepared Annual Reports to the Planning Commission to keep the commission up to date on implementation.

Downtown Action Plan

Downtown Lafayette is the heart of the Acadiana region. This Downtown Action Plan ("Plan") (https://www.lafayettela.gov/docs/default-source/d-p-documents/downtown-action-plan.pdf?sfvrsn=ae8c949b_2) provides a vision for how we can leverage this important asset for the benefit of the entire region. The plan replaces the 1989 Growth Management Program and serves as a regional economic development tool.

Planning and Zoning Commissions

The LCG charter requires the capital improvement budget proposed by the administration be submitted to the City and Parish Planning and Zoning Commissions (Commissions) prior to submission of the budget to the Councils. The Commissions review the capital improvement budget for conformance to the master plan.

Future Plans

The Mayor-President and the CAO meet regularly with council members and department heads to strategize and plan for Lafayette's future. In late 2020 a contract was awarded for a Master Drainage Plan to gather and develop a plan to address flooding and drainage needs of the Parish. This contract includes surveying of actual structures along with the development of a 2D hydraulic model. This model is expected to show areas of great concern with regard to flooding and will determine the expected remedial action necessary.

FINANCIAL POLICIES
Fund/Department Structure

The fund structure for LCG is especially complex. City and Parish funds are accounted for separately due to the source of revenue and authority granted by the voters of both the City and the Parish. There are two general funds; one for the City and one for the Parish. Combined, there are over fifty general governmental funds (special revenue, debt service, and capital projects), three internal service funds, and five business type funds.

Most of the general operating expenses are budgeted in the City General Fund and allocated between the City and Parish General Funds based on the City-Parish Funding Source Allocations study prepared by MGT of America Consulting, LLC.

The allocations are performed using one of several methods of allocation depending on the nature of the services being distributed. There are 25 different allocation methods. The City-Parish Allocation Schedule Summary can be found in the Budget Overview & Highlights Section of this document along with a list of allocation methods.

The department is the highest organizational structure in LCG’s hierarchy and each department’s operating and capital expenses can be budgeted in one or more funds depending on that department’s functions or activities. A listing of departments and the types of funds that support their expenditures is shown below.

Departments	City General Fund (Major)	Parish General Fund (Major)	Special Revenue Fund (Non- Major)	Capital Project Fund	Business Type (Major)	Business Type (Non- Major)
ELECTED OFFICIALS LEGISLATIVE	✓	✓		✓		
ELECTED OFFICIALS JUDICIAL	✓	✓	✓	✓		
ELECTED OFFICIALS OTHER	✓	✓	✓			
ELECTED OFFICIALS EXECUTIVE	✓		✓	✓		
ELECTED OFFICIALS LEGAL	✓			✓		
FINANCE AND MANAGEMENT	✓	✓	✓	✓		
INNOVATION & TECHNOLOGY	✓			✓		
POLICE	✓		✓	✓		
FIRE	✓	✓	✓	✓		
PUBLIC WORKS	✓	✓	✓	✓		✓
DRAINAGE		✓	✓	✓		
TRAFFIC, ROADS, & BRIDGES	✓	✓	✓	✓		
PARKS, ARTS, RECREATION, CULTURE	✓		✓	✓		
COMMUNITY DEVELOPMENT & PLANNING	✓	✓	✓	✓		
OTHERS	✓	✓	✓			
UTILITIES					✓	
COMMUNICATIONS					✓	

Auditing, Accounting, and Financial Reporting

LCG's accounting and financial reporting systems are maintained in conformity with generally accepted accounting principles (GAAP) and standards of the Governmental Accounting Standards Board (GASB). An enterprise resource system is maintained containing all financial modules including a fixed asset module which maintains the identity of all assets, their location, historical cost, useful life, and depreciation calculations as well as the department responsible for the control of the asset.

An independent accounting firm audits the financial records of the government annually and issues an audit opinion on the financial statements of the governmental activities, the business type activities, the aggregate discretely presented component units, each major fund, and the aggregate remaining fund information. The most current audit for period ending October 31, 2022 received an unmodified opinion in that all reports presented fairly and were in conformance with generally accepted accounting principles.

Investment Management

The Cash Management Rules and Guidelines of LCG address the following areas:

- Scope, Prudence, and Objectives
- Delegation of Authority
- Authorized Financial Dealers and Institutions and Diversification in Authorized and Suitable Investments
- Collateralization
- Safekeeping and Custody

It is the policy of LCG to invest public funds in a manner which conforms to existing Louisiana State Statutes governing the investment of public funds and LCG's Home Rule Charter while receiving a maximum rate of return. LCG's Investment Policy has the following objectives: safety, liquidity, yield, and public trust. Authorized security purchases include:

- U.S. Treasury Bills, Notes, and Bonds with maturities not to exceed two years.
- Federal agency and instrumentality coupon debentures and discount notes with maturities not to exceed two years-limited to Federal Home Loan Bank, Federal National Mortgage Association, Federal Farm Credit Bank, and Federal Home Loan Mortgage Corporation.
- Repurchase agreements with a maturity not to exceed six months on the above securities collateralized at a minimum of 102 percent of the purchase price of the repurchase agreement.
- The purchase of any securities listed in the first two bullets in excess of two years must be pre-approved in writing by the Chief Financial Officer.

Fund Balance Policy

Governmental funds report the difference between their assets and liabilities as fund balance. Under generally accepted accounting principles (GAAP), fund balance is divided into two major components; Nonspendable and Spendable. Nonspendable is that portion of fund balance that is not available for appropriation because the assets it represents are not in a spendable form, such as inventory. Spendable Fund Balance is further broken down into four categories; restricted, committed, assigned, and unassigned. It is the unassigned portion of fund balance that can be

appropriated without external or internal restrictions. It is the intent of LCG administration to maintain at a minimum its unassigned fund balance for the City General Fund at 20% of the total fund's operating expenses. Under this policy, LCG administration, in its budgeting process, submits a proposed budget to the City Council & the Parish Council that adheres strictly to the fund balance requirements. This policy has not yet been ratified by the City Council & the Parish Council and during the budget adoption process the Councils may, at their discretion, amend the budget in such a way that this policy is violated. In such cases, policy violations will be discussed in the administration's transmittal letter in the final budget document. Additionally, the City Council & the Parish Council may be asked to provide a discussion of these decisions and, if provided, will be included in the final budget document as well.

Debt Policy

LCG's debt is issued primarily as a financing tool for infrastructure (such as streets, drainage, and utilities) and infrastructure improvements. A careful balance between debt financed projects and pay-as-you-go capital projects is maintained. Capital projects that may be funded by debt are evaluated within the context of LCG's long range capital plan and debt is only issued after careful consideration of current debt levels, economic conditions, the availability of alternative funding sources, and key debt and liquidity ratios. Bond covenants require that the average annual revenues for the City of Lafayette sales tax collections for the two (2) most recent fiscal years must equal or exceed 1.5 times the highest combined principal and interest requirements for any succeeding fiscal year on all City sales tax bonds outstanding. It is the administration's policy to maintain a higher City sales tax ratio of 2.0.

Louisiana Revised Statutes limit the Parish's general obligation bonded debt for other purposes to 10% of the assessed valuation of the taxable property for a single purpose with no limit on the number of purposes. The City may issue general obligation bonded debt in excess of 10% of the assessed valuation of the taxable property for any single purpose provided that the aggregate for all such purposes (determined at the time of issuance of the bonds) does not exceed 35% of the assessed valuation of the taxable property of the City.

Compliance with all bond covenants, bond ordinances, contracts, etc. are monitored. Additionally, required financial data and event information are uploaded to the Electronic Municipal Market Access (EMMA) which is the official repository for information on virtually all municipal bonds.

Revenue Policy

LCG endeavors to have a diversified and stable revenue system to protect against unforeseeable short-term fluctuations in any one revenue source. Revenue forecasts are based on the best information available and take into consideration historical trends, current economic factors (such as property assessments and retail sales trends), and projected activity. Revenues are budgeted conservatively but if economic downturns develop, which could result in revenue shortfalls, adjustments in budgeted expenditures are made to compensate. LCG establishes and monitors user fees and charges based on the cost of services and community benefit. Services may be subsidized as the Councils deem necessary. The use of one-time revenues or those of an unpredictable nature to fund on-going expenditures is discouraged. LCG pursues alternate methods of financing such as federal and state grants and intergovernmental agreements.

Expenditure Policy

All department directors share in the responsibility of looking at and understanding LCG's long-term financial viability, the general spending trends of their respective departments, the projected departmental revenues, and educating themselves and their staff on the necessary short and long-term balance between revenues and expenses. Departmental budgets are submitted to the administration with these responsibilities in mind and budgets are typically zero-based or status quo with little or no increases to expenditures contemplated. As the administration evaluates budgetary requests, higher priority is given to expenditures which provide direct public services and public health and safety. The highest priority is given to the payment of bonds, notes, contracts, accounts payable, and other monetary liabilities. An appropriate balance between these priorities and the dollars provided towards the assurance of good management and legal compliance is strived for.

Capital Improvements

LCG maintains a Five-Year Capital Improvement Program (including anticipated funding sources) which is updated annually and is approved by the City Council & the Parish Council during the budget process. Capital improvement projects are defined as infrastructure, equipment purchases, or construction that results in a capitalized asset and having a useful life of more than one year.

In addition to a Five-Year Capital Improvement Program, Section 5-05 of the Home Rule Charter requires that a Capital Improvement budget must include the estimated annual cost of operating and maintaining the capital improvement to be constructed or acquired.

Proposed capital projects are reviewed by departmental directors, staff, and administration. Priority of projects is based on financial sources available and/or debt considered and overall consistency with LCG's goals and objectives.

Internal Controls and Fiscal Monitoring

Financial systems will maintain internal controls to monitor revenues, expenditures, and program performance on an ongoing basis. As required by the Home Rule Charter and/or internal written policy, monthly financial reports are prepared as well as departmental meetings held to review status of revenues and expenditures and compliance to the adopted budget.

Distinguished Budget Presentation Awards Program

LCG's budget will be submitted to the GFOA Distinguished Budget Presentation Awards Program for FY 2023. LCG presented its budget to the award program for fiscal years 2014 to 2022. The GFOA Distinguished Budget Award was given for those submissions. The budget should satisfy criteria as financial and programmatic policy documents, a comprehensive financial plan, an operations guide for all organizational units, and a communications device for all significant budgetary issues, trends, and resource choices.

Basis of Accounting

The government-wide, proprietary, and fiduciary fund financial statements are reported using the economic resources measurement focus and the accrual basis of accounting. Revenues are recorded when earned and expenses are recorded when a liability is incurred, regardless of the timing of related cash flows. Nonexchange transactions in which

the government gives (or receives) value without directly receiving (or giving) equal value in exchange include property taxes, grants, and entitlements. On an accrual basis, property taxes are recognized in the year for which the taxes are levied. Revenue from grants, entitlements, and donations is recognized in the fiscal year in which all eligibility requirements have been satisfied.

Governmental funds are reported using the current financial resources measurement focus and the modified accrual basis of accounting. Under this method, revenues are recognized when susceptible to accrual (i.e., when they become both measurable and available). “Measurable” means the amount of the transaction can be determined and “available” means collectible within the current period or soon enough thereafter to be used to pay liabilities of the current period. Sales taxes are considered “measurable” when in the hands of the Sales Tax Collector and are recognized as revenue at that time. Ad valorem taxes are recognized as revenue in the year they are budgeted, that is, in the year in which such taxes are billed and collected. Revenue from grants, entitlements, and donations is recognized in the fiscal year in which all eligibility requirements have been satisfied. All other receivables collected within 60 days after year-end are considered available and recognized as revenue of the current year. Expenditures are recorded when the related fund liability is incurred except for principal and interest on general long-term debt, claims and judgments, and compensated absences which are recognized to the extent they have matured. General capital asset acquisitions are reported as expenditures in governmental funds. Proceeds of general long-term debt and acquisitions under capital leases are reported as other financing sources. Except for miscellaneous supplies warehoused at central locations and issued to operating departments as needed, purchases of various operating supplies are regarded as expenditures at the time purchased.

Basis of Budgeting

The budget is reported using the current financial resources measurement focus and is consistent with GAAP. Appropriations define the cash limits that cannot be exceeded. No reference is given to when revenues are earned or expenses are incurred. For budgetary purposes, these items are only recognized when received or paid. Non-cash items such as depreciation and amortization are not budgeted.

Differences between Basis of Accounting and Basis of Budgeting

Some of the differences between the basis of budgeting and the accounting basis are:

- Debt payment for principal-budgeted as an expense item, adjusted at year-end against the liability.
- Depreciation recorded for proprietary and enterprise funds on an accrual basis, eliminated for budget purposes.
- Encumbrances are recorded as a reserve of budgeted funds on the cash basis and recorded as a committed portion of fund balance on the accrual basis.
- Compensated absences are adjusted annually using the accrual method but on the cash basis for budgeting are absorbed by salaries.

BUDGETARY POLICIES

In addition to the Home Rule Charter budgetary submission requirements and administrative responsibilities discussed below, LCG adheres to the Louisiana Revised Statutes Title 39 Chapter(s) 1301-1315-Louisiana Local Government Budget Act. Of specific note is R.S. 39:1305 that requires the submission of a budget where “...proposed expenditures

shall not exceed the total estimated funds available for the ensuing fiscal year.” LCG uses this definition as the meaning of a balanced budget and all adopted budgets follow this statute.

The fiscal year for Lafayette Consolidated Government is November 1 through October 31. The Home Rule Charter requires that at least ninety days prior to the beginning of each fiscal year, an operating budget and a capital improvement budget be submitted to the City Council & the Parish Council. The Clerk of the Council then publishes a joint public hearing notice at least ten days prior to the date the budget is presented to the public for a formal public hearing. The notice is required to include a general summary of the proposed budget, the times and places where copies of the budget are available for public inspection, and the location, date, and time of the joint public hearing.

If the City Council & the Parish Council fail to adopt a budget before the end of the current fiscal year, the budget for the current fiscal year continues in effect for a maximum of six months into the next fiscal year and is limited to fifty percent of the amount appropriated for the current fiscal year.

The Charter also requires that the operating budget presents a complete financial plan for the ensuing year and that the following be included in the operating budget document:

- A budget message prepared by the Mayor-President.
- A general budget summary with proposed budgeted amounts, actual amounts for the last completed fiscal year, and estimated amounts for the year in progress.
- Detailed estimates of all proposed expenditures showing the corresponding estimated expenditures for each item for the current fiscal year and actual amounts for the last preceding fiscal year.
- Manning or organizational tables for each of the departments, agencies, or programs.
- Detailed estimates of all anticipated revenues and other income showing the corresponding estimated revenue or income for each item for the current fiscal year and actual figures of the last preceding fiscal year.
- Statement of the indebtedness of the City-Parish Government showing debt redemption and interest requirements, debt authorized and unissued, and conditions of the sinking funds.
- A proposed complete draft of the appropriation ordinance.
- A clear general summary of the capital improvement budget.
- A list of all capital improvements and acquisitions for at least five fiscal years.
- Cost estimates, recommended method of financing, and the estimated annual cost of operating and maintaining the capital improvements.

If during the fiscal year the Mayor-President certifies that there are available for appropriation funds in excess of those estimated in the operating budget, the Mayor-President may present a supplement to the budget for the disposition of such funds and the appropriate Council(s), by ordinance, may make supplemental appropriations for the year up to the amount of such excess in the same manner required for adoption of the budget. If at any time during the fiscal year it appears to the Mayor-President that the funds available will be insufficient to meet the amount appropriated, the Mayor-President shall report to the appropriate Council(s) without delay, indicating the estimated amount of the deficit, any remedial action taken, and recommendations as to any other steps to be taken. The appropriate Council(s) shall then take such further action as it deems necessary to prevent a deficit. No appropriation for debt service may be reduced or transferred below any amount required by law.

With the exception of amounts appropriated for debt service and salaries, the Mayor-President can transfer any amount unencumbered within departments during the year. Amounts cannot be transferred to or from the salary account unless approved by the appropriate Council(s) by ordinance(s). Every appropriation, except an

appropriation for a capital expenditure, lapses at the close of the fiscal year to the extent that it has not been expended or encumbered. An appropriation for a capital expenditure is allowed to continue in force until the purpose for which it was made has been accomplished or abandoned; however, any capital appropriation with no disbursements or encumbrances for three years is deemed abandoned.

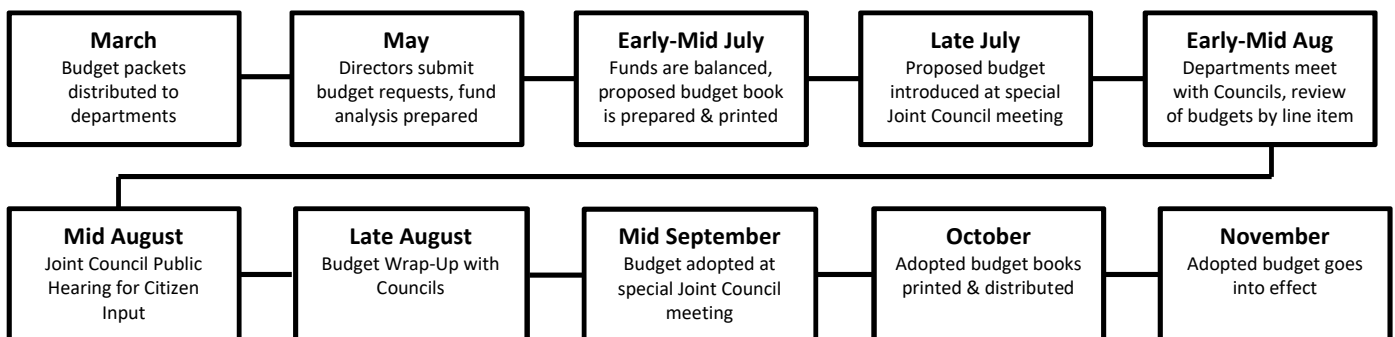
ADMINISTRATIVE BUDGET PROCESS

The Chief Financial Officer (CFO) is responsible to recommend to the Chief Administrative Officer (CAO) a timeline and plan to facilitate the budget process for the next fiscal year. The approved budget calendar and budget instructions were delivered to department heads in March of this year. At weekly director’s meetings throughout April and May, the department heads were apprised of the results of the previous fiscal year and of anticipated challenges facing the City-Parish for the current and next fiscal year.

The Budget Management Division and the CFO’s staff worked tirelessly during June and July to ensure that all funds were balanced and to identify over-expended funds. Together with the CAO, changes to budgetary line items were made to keep the proposed budget in line with the priorities set by the Mayor-President.

The public is invited to attend and speak at all department budget meetings held August 10 – August 17, as well as the public hearing for citizen input on August 22. The schedule of department budget meetings can be found on LCG’s website under Council. A Citizen’s Guide to the Budget has been published and is posted on LCG’s website under Finance & Management (https://www.lafayettela.gov/docs/default-source/finance-management-documents/budget-files/citizen's-guide-to-the-budget.pdf?sfvrsn=659a3308_2). The approved budget calendar for preparation of the FY 2023-24 budget is as follows:

- Mar 13** Budget calendars, instructions, and forms are e-mailed to department heads.
- Mar 14-May 26**... Departments prepare budget requests and return same to Budget Management.
- June 5-June 23** Mayor-President, CAO, and CFO review O&M and Capital budgets.
- July 5-July 14**..... Budget Management balances, analyzes, and completes proposed budget. CFO meets with CAO and Mayor-President to finalize proposed budget.
- July 17** Finalized proposed budget is submitted for printing.
- Aug 14, Aug 21**.... Five-Year Capital Improvement Budget is submitted to City & Parish Planning and Zoning Commissions.
- July 25** Special Joint Council meeting for the introduction of Operating & Five-Year Capital Improvement Budget.
- Aug 10-Aug 17** Department-City and/or Parish Council budget meetings.
- August 22**..... Public hearing for citizen input.
- August 31**..... Public meeting for wrap up of outstanding items.
- September 14** Special Joint Council meeting for final adoption.
- November 1**..... Adopted budget goes into effect.





Fund #	Fund	Fund Type	Description	Appropriated	Included in Budget	Included in ACFR
101	City General Fund	Major-General	This fund accounts for and reports all Lafayette City financial resources not accounted for and reported in another fund by law or by GAAP. It is the general operating account for the City.	Yes	Yes	Yes
105	Parish General Fund	Major-General	This fund accounts for and reports all Lafayette Parish financial resources not accounted for and reported in another fund by law or by GAAP. It is the general operating account for the Parish.	Yes	Yes	Yes
401	Sales Tax Cap Improv-City	Major-Capital	This fund is used to account for the receipt of sales tax dollars used for the acquisition and construction of capital assets other than those financed by bonded debt.	Yes	Yes	Yes
502	Utilities System	Major-Enterprise	This fund accounts for receipts of charges and fees paid by the rate payers for the conduct of the City's electric, water, and waste water utilities and the disbursement of same for all operational and capital expenditures.	Yes	Yes	Yes
532	Communications System	Major-Enterprise	This fund accounts for receipts of charges and fees paid by the rate payers for the conduct of the City's telecommunications, Internet, and cable TV services and the disbursement of same for all operational and capital expenditures.	Yes	Yes	Yes
201	City Parks & Recreation	Special Revenue	This fund is funded primarily from a transfer of City general governmental funds and ad valorem taxes assessed by the City. These proceeds are used for the purpose of maintaining and operating recreation programs in the City.	Yes	Yes	Yes
202	Lafayette Science Museum	Special Revenue	This fund is used to account for revenues from ticket sales, facility rentals, and other services provided to cover the costs of operating and maintaining the museum and planetarium.	Yes	Yes	Yes
203	Municipal Transit System	Special Revenue	This fund accounts for the activities necessary to provide bus service for the residents of the City.	Yes	Yes	Yes
204/205	Heymann Performing Arts	Special Revenue	These funds are used to account for all proceeds from ticket sales and facility rental fees at the Heymann Performing Arts Center. The proceeds of these sales go toward operating and maintaining the facility.	Yes	Yes	Yes
206	Animal Shelter and Care Center	Special Revenue	This fund is dedicated for the purpose of operating and maintaining the Animal Shelter & Care Center in Lafayette Parish. The Animal Shelter & Care Center ensures the humane treatment of animals through in-house vaccinations as well as a spay/neuter program. Funding is provided by ad valorem taxes assessed by the Parish through the Combined Public Health millage.	Yes	Yes	Yes



Fund #	Fund	Fund Type	Description	Appropriated	Included in Budget	Included in ACFR
207	Traffic Safety	Special Revenue	This fund accounts for the photo enforcement program for ticket fees collected by a third party administrator for Lafayette Consolidated Government.	Yes	Yes	Yes
209	Combined Golf Courses	Special Revenue	This fund is used to account for the operations of the City's three golf courses. The fund's operations are financed by green fees, golf equipment rentals, memberships, and tournament fees.	Yes	Yes	Yes
211	Golf Cart Fund	Special Revenue	This fund is used to account for the revenues from golf cart rentals provided at the City's three golf courses and the costs of operating and maintaining the golf carts.	Yes	Yes	Yes
215	City Sales Tax Trust-1961	Special Revenue	This fund is used to account for the 1% sales and use tax levied by the City of Lafayette. These revenues are dedicated to capital improvements, the general fund, and debt service.	Yes	Yes	Yes
222	City Sales Tax Trust-1985	Special Revenue	This fund is used to account for the 1% sales and use tax levied by the City of Lafayette. These revenues are dedicated to capital improvements, the general fund, and debt service.	Yes	Yes	Yes
225	TIF Sales Tax Trust-MM101	Special Revenue	This fund is used to account for sales and use tax levied by the City of Lafayette. These revenues are dedicated to redevelopment, infrastructure, and other community-improvement projects in the defined district.	Yes	Yes	Yes
226	TIF Sales Tax Trust-MM103	Special Revenue	This fund is used to account for sales and use tax levied by the City of Lafayette. These revenues are dedicated to redevelopment, infrastructure, and other community-improvement projects in the defined district.	Yes	Yes	Yes
232	City LA DOTD Projects	Capital	This fund is used to account for funding provided by LA Department of Transportation which is to be expended on construction projects approved by the State Legislature on state roads that the City of Lafayette has taken responsibility of.	Yes	Yes	Yes
233	Parish LA DOTD Projects	Capital	This fund is used to account for funding provided by LA Department of Transportation which is to be expended on construction projects approved by the State Legislature on state roads that the Parish of Lafayette has taken responsibility of.	Yes	Yes	Yes
241	Parish Parks & Recreation	Special Revenue	This fund is funded from a transfer from the Parish wide Parks & Recreation Project Fund. These proceeds are used for the purpose of maintaining and operating parks located in the Parish.	Yes	Yes	Yes



Fund #	Fund	Fund Type	Description	Appropriated	Included in Budget	Included in ACFR
255	Criminal Non-Support	Special Revenue	This fund accounts for the proceeds from the District Attorney to cover the costs of payroll and benefits for the employees of the District Attorney's Criminal Non-Support function and for the collection of delinquent child support.	Yes	Yes	Yes
259	City Street, Road & Alley Fund	Special Revenue	This fund accounts for proceeds of ad valorem taxes assessed by the City and any interest earned on these funds to cover the costs of maintaining and improving the roads and bridges in the City.	Yes	Yes	Yes
260	Road & Bridge Maintenance	Special Revenue	This fund accounts for proceeds of ad valorem taxes assessed by the Parish, State's Parish Transportation funds, state shared revenue, and any interest earned on these funds to cover the costs of maintaining and improving the roads and bridges in the Parish.	Yes	Yes	Yes
261	Drainage Maintenance	Special Revenue	This fund accounts for proceeds of ad valorem taxes assessed by the Parish, state shared revenue, and interest earned on these funds to cover the costs of improving and maintaining drainage throughout Lafayette Parish.	Yes	Yes	Yes
262	Correctional Center	Special Revenue	This fund accounts for proceeds of ad valorem taxes, state shared revenue, and interest earned on these funds to cover the costs of operating and maintaining the Adult Correctional Facility in the Parish.	Yes	Yes	Yes
263	Library	Special Revenue	This fund accounts for proceeds of ad valorem taxes assessed by the Parish, state shared revenue, and revenues from services provided by the Library. These revenues are to cover the cost of operating and maintaining all branches of the Lafayette Parish Public Library.	Yes	Yes	Yes
264	Courthouse Complex	Special Revenue	This fund accounts for proceeds of ad valorem taxes assessed by the Parish, state shared revenue, and interest earned on these funds. These revenues are dedicated to the courthouse and jail in the Parish for operations and maintenance costs.	Yes	Yes	Yes
265	Juvenile Detention Facility	Special Revenue	This fund accounts for ad valorem taxes assessed by the Parish, collection and disbursement of various federal and state grants, state shared revenue, charges for services, and any interest earned on these funds. Revenues are dedicated to covering the cost of operating, improving, and maintaining the Juvenile Detention Facility.	Yes	Yes	Yes
266	Public Health Unit Maintenance	Special Revenue	This fund is dedicated to operating and maintaining the Health Unit. Funding is provided by ad valorem taxes assessed by the Parish through the Combined Public Health millage.	Yes	Yes	Yes



Fund #	Fund	Fund Type	Description	Appropriated	Included in Budget	Included in ACFR
267	War Memorial Building	Special Revenue	This fund is used to account for the operating subsidy from the Parish General Fund for operating and maintaining the War Memorial Building.	Yes	Yes	Yes
268	Criminal Court	Special Revenue	This fund is used to account for deposited fines and forfeitures to be used and paid for specific and specified expenses generally related to the Judges of the 15th Judicial District and the Office of the District Attorney, upon a motion by the District Attorney and order of the District Court. One half of any surplus remaining in the fund on December 31st of each year shall be transferred to the Parish General Fund.	Yes	Yes	Yes
269	Combined Public Health	Special Revenue	This fund accounts for ad valorem taxes assessed by the Parish, collection and disbursement of those taxes to funds dedicated to operating and maintaining the Health Unit, Animal Shelter & Care Center, Coroner, and Mosquito Abatement & Control.	Yes	Yes	Yes
270	Coroner	Special Revenue	This fund accounts for revenues from services provided by the Coroner's office. Proceeds from these services are dedicated to covering the costs of operating and maintaining the Coroner's office in Lafayette Parish.	Yes	Yes	Yes
271	Mosquito Abatement & Control	Special Revenue	This fund is dedicated for the purpose of controlling mosquitoes and other arthropods. Funding is provided by ad valorem taxes assessed by the Parish through the Combined Public Health millage.	Yes	Yes	Yes
273	Storm Water Management	Special Revenue	This fund accounts for proceeds of ad valorem taxes assessed by the Parish to cover the cost of improving and maintaining flood prone drainage areas.	Yes	Yes	Yes
274	Cultural Economy Fund	Special Revenue	This fund accounts for proceeds of ad valorem taxes assessed by the Parish to grow the economy through Culture, Recreation, Entertainment, Arts, Tourism, and Economy.	Yes	Yes	Yes
275	Parishwide Street, Drainage, & Bridge	Special Revenue	This fund is used for the purposes of construction, improvement, operation, and maintenance of roads, bridges, and drainage throughout Lafayette Parish. The funding is provided by an \$8 million library millage rededication approved by the voters in 2019.	Yes	Yes	Yes
276	Parishwide Parks & Recreation Projects	Special Revenue	This fund is used for the purposes of construction, improvement, operation, and maintenance of parks and recreation facilities throughout Lafayette Parish. The funding is provided by a \$2 million library millage rededication approved by the voters in 2019.	Yes	Yes	Yes



Fund #	Fund	Fund Type	Description	Appropriated	Included in Budget	Included in ACFR
278	Police & Fire Resiliency	Special Revenue	This fund is used to account for \$10 million transfer from the City General Fund to provide funding for public safety needs and for future mandated police & fire cost-of-living adjustments as required by Louisiana Revised Statutes and local ordinances.	Yes	Yes	Yes
279	Parishwide Fire Protection	Special Revenue	This fund is used for the purposes of improvement and operation of the volunteer fire departments and fire protection services throughout Lafayette Parish. The funding is provided by a rededication of other Parish millages approved by the voters.	Yes	Yes	Yes
296	Buchanan Parking Garage	Special Revenue	This fund is used to account for parking revenues generated by the Buchanan Parking Garage belonging to the Parish and used to promote improved parking facilities.	Yes	Yes	Yes
297	Parking Program	Special Revenue	This fund is used to account for parking revenues to promote improved parking facilities.	Yes	Yes	Yes
299	Codes & Permits	Special Revenue	This fund is used to account for the revenues from permits and other services provided by the Codes Division to cover the costs of operating and maintaining the Community Development and Planning Department.	Yes	Yes	Yes
352	Sales Tax Bond Sinking-1961	Debt Service	Accounts for sales tax revenues dedicated for the payment of principle and interest requirements of all 1961 outstanding public improvement sales tax bonds of the City of Lafayette. Also accounts for the portion of the bonds issued for the purpose of advance refunding for certain outstanding obligations of the City.	Yes	Yes	Yes
353	Sales Tax Bond Reserve-1961	Debt Service	This reserve fund accounts for a specified amount or balance that is required to be kept in case any pledged revenues are insufficient to pay debt service requirements for the 1961 City Sales Tax Bonds.	Yes	Yes	Yes
354	Sales Tax Bond Sinking-1985	Debt Service	Accounts for sales tax revenues dedicated for the payment of principle and interest requirements of all 1985 outstanding public improvement sales tax bonds of the City of Lafayette. Also accounts for the portion of the bonds issued for the purpose of advance refunding for certain outstanding obligations of the City.	Yes	Yes	Yes
355	Sales Tax Bond Reserve-1985	Debt Service	This reserve fund accounts for a specified amount or balance that is required to be kept in case any pledged revenues are insufficient to pay debt service requirements for the 1985 City Sales Tax Bonds.	Yes	Yes	Yes



Fund #	Fund	Fund Type	Description	Appropriated	Included in Budget	Included in ACFR
356	Contingency Sinking-Parish	Debt Service	Accounts for revenues from ad valorem taxes assessed by the Parish dedicated for the payment of principle and interest requirements of the General Obligation Bonds of Lafayette Parish.	Yes	Yes	Yes
357	2011 City Certf. Of Indebtedness	Debt Service	Accounts for excess annual revenue dedicated for the payment of principle and interest requirements of the 2011 City Certificate.	Yes	Yes	Yes
358	Limited Tax Refund Bds Sk	Debt Service	This fund is used to account for the payment of principal, interest, and related charges for the 2020 Bond Series. Funding consists of proceeds from ad valorem taxes assessed by the City.	Yes	Yes	Yes
550	Environmental Services	Enterprise	This fund is to account for the revenues, expenses, and fixed assets associated with the operations of the Environmental Quality Division which consists of compost disposal, solid waste disposal, and other environmental issues in Lafayette Parish.	Yes	Yes	Yes
551	CNG Service Station	Enterprise	This fund is to account for the revenues and expenses associated with the operation and maintenance of the Compressed Natural Gas (CNG) service station which services both public and private vehicles.	Yes	Yes	Yes
605	Unemployment Compensation	General	This fund accounts for the receipts from other funds for disbursement to the State of Louisiana for payments to former employees who are receiving unemployment benefits.	Yes	Yes	Yes
607	Group Hospitalization	Internal Service	This fund is used to account for self-insurance activities involving medical care claims and payment of insurance premiums by LCG's employees, retirees, and dependents.	Yes	Yes	Yes
614	Risk Management	Internal Service	This fund is also called the Self-Insurance Fund. This fund is used to account for self-insurance activities involving property damage, worker's compensation, and general liability claims.	Yes	Yes	Yes
650	American Rescue Plan/21-City	Special Revenue	This fund accounts for the collection and disbursement of American Rescue Plan Act (ARPA) funds received by the Lafayette Consolidated Government for use by the City of Lafayette.	Yes	Yes	Yes
651	American Rescue Plan/21-Parish	Special Revenue	This fund accounts for the collection and disbursement of American Rescue Plan Act (ARPA) funds received by the Lafayette Consolidated Government for use by the Parish of Lafayette.	Yes	Yes	Yes
702	Central Vehicle Maintenance	Internal Service	This fund manages, maintains, and repairs LCG fleet vehicles consisting predominately of City buses, public safety vehicles, and various heavy equipment.	Yes	Yes	Yes

**Grants are budgeted at zero-appropriations until funds are awarded by the grantor. With the budget award, appropriations are done by separate ordinance.



MAYOR-PRESIDENT'S MESSAGE





Josh Guillory
Mayor-President / Maire-Président

November 9, 2023

TO: Citizens of Lafayette Parish and City and Parish Council members

SUBJECT: Adopted FY 2023-24 Budget Message

Enclosed, please find the Adopted Operating and Five-Year Capital Improvement Budget for Fiscal Year 2023-24. The budget as approved totals \$710.2 million. This budget demonstrates our continued efforts towards economic resurgence and addresses projects identified in the Five-Year Capital Program. We remain determined in our commitment to initiatives that strengthen our core priorities of drainage, roads and traffic, public safety, economic development, and quality of life while maintaining fiscal responsibility and doing more with less.

The City and Parish of Lafayette continue to operate in a fiscally responsible manner and maintain healthy fund balances as we head into the new fiscal year. I am confident we have laid the groundwork to maintain strong financial readiness for the coming years.

We are dedicated to achieving proficient and effective flood and stormwater control. The Drainage Master Plan, implemented in 2020, continues to provide better management of watersheds and maximizes the drainage systems' efficacy through a controlled approach of decision making, managing ongoing inspection, routine maintenance, and improvement of the systems (including construction). Not only have we made significant strides in our efforts to improve drainage, including strategically placing several detention ponds that will hold 1.25 billion gallons of water around Lafayette, but we have built the framework for millions more in drainage infrastructure improvements in the upcoming year.

In the coming year, we will see many new road construction projects that will improve the flow of traffic and connectivity including extending Louisiana Avenue, the University Avenue Corridor Project, the North Saint Antoine Street Extension, Lake Farm Road Extension, Frem Boustany Drive Extension, and Cue Road Extension. Several new roundabouts will also be built, reducing congestion on major roads and traffic arteries.

I would like to thank the members of the Lafayette City and Parish Councils who worked hard during this year's budget hearings to ensure that our available funding is utilized in the most effective and efficient manner available. Also, special thanks to our Interim Chief Financial Officer Lowell Duhon and his staff, who worked around the clock for months to help prepare the Administration's Proposed Budget.

My thanks to all of our Lafayette Consolidated Government Department Directors including our Finance staff for their commitment to the fiscal strength and responsiveness of LCG. Working together, we are protecting the finances of our City and Parish, and ensuring a safer, more prosperous future for our parish and our people.

Looking forward to a successful year,

A handwritten signature in blue ink, appearing to read "Josh Guillory".

Josh Guillory
Mayor-President



Internal Memorandum

Office of the Mayor-President (1200)

TO: City and Parish Council Members **DATE:** July 20, 2023

FROM: Josh Guillory

SUBJECT: Proposed FY 2023-2024 Budget Message



I hereby present to you the Proposed Operating and Capital Budget for the Fiscal Year 2023-2024. The budget is balanced. Our Interim Chief Financial Officer Lowell Duhon and his staff deserve our sincere appreciation for their hard work in addressing the remarkable opportunities we face in the coming Fiscal Year.

This is my fourth Executive Budget as Mayor-President. This proposed budget reflects this administration's continued efforts to do more with less and addresses projects laid out in the Five-Year Capital Program. As with the previous three budgets, we employed zero-based budgeting methods to maximize priorities and make objective decisions.

The Proposed 2023-2024 Budget aims to preserve the current \$41.2 million City General Fund balance, an amount well above the recommended level for fiscal reserves. This proposed budget also protects the finances of the parish with a projected Parish General Fund balance of \$2.9 million. The overall Proposed 2023-2024 Budget totals approximately \$702.3 million.

We remain steadfast in our commitment to initiatives that strengthen our core priorities of roads and traffic, drainage, public safety, economic development, and quality of life, while maintaining fiscal responsibility. I am proud to announce that this budget also includes a 2% raise for all Lafayette Consolidated Government employees. Our employees are the backbone of our success. They work tirelessly to ensure that our city and parish runs smoothly, and their hard work and dedication deserve to be recognized and rewarded.

Roads and Traffic

Continuing to improve roads and traffic in Lafayette is of utmost importance to this administration. Many road construction projects will be taking place in the upcoming year that will improve the flow of traffic and connectivity, including extending Louisiana Avenue, North Saint Antoine Street, Lake Farm Road, Frem Boustany Drive, and Cue Road. Additionally, \$5.4 million has been allotted in the proposed budget for parishwide bridge repairs and renovations, and \$8.5 million has been allotted for parishwide road overlays and preservation.

As part of our commitment to transparency, Geaux Lafayette, a comprehensive infrastructure development program, was launched in 2023. Geaux Lafayette highlights road infrastructure projects across Lafayette Parish that will increase mobility, capacity, and safety. The current projects listed in the Geaux Lafayette initiative include \$89 million of infrastructure investments, with eleven new road projects beginning construction in 2023.

Drainage

Our administration has maintained its dedication to improving drainage in Lafayette Parish. Since January 2020, approximately \$160,000,000 in drainage projects have been completed or are currently under construction. Several detention ponds have been strategically placed around Lafayette to help mitigate flooding in the Bayou Vermilion and Teche Watershed, totaling 1.25 billion gallons of detention.

Maintenance of more than 156 miles of drainage systems also remain a top priority within our comprehensive strategic model. More than \$6.8 million has been included in this budget for drainage maintenance throughout the parish, including coulee inspections and cleanings as well as roadside excavation and flushing.

Public Safety

Every budget my administration has introduced has included raises for our police officers and firefighters, and this budget is no different. I proudly support our law enforcement officers, firefighters, and all first responders. These selfless men and women put their lives on the line every day to protect the citizens of our community, and I am happy to recognize them for their hard work and bravery.

A special thank you to our Sheriff's department, District Attorney's office, City Marshal's office, and our local judiciary for working with our Finance Department to ensure adequate funding to maximize their efforts on behalf of our citizens. Our sincere gratitude to our Police and Fire Chiefs for identifying the necessary equipment and training for our police and firefighters to succeed in their respective missions.

Quality of Life

First impressions are everything, and the gateways into our city should reflect the warmth and hospitality we offer to all visitors. We plan to invest \$3 million into improving the gateways to Lafayette, transforming these gateways into welcoming spaces that showcase the best our community has to offer. From public art installations to well-manicured landscaping, we are committed to creating a sense of pride and belonging for all our residents.

Enhancing our parks, athletic facilities, and recreational amenities all contribute to a healthier and happier community. These efforts also make Lafayette more attractive to prospective businesses and those looking to relocate. An additional \$2 million has been added to the Moore Park Soccer Complex project, totaling a combined \$27.5 million for the Moore and Brown Parks Super Sports Complexes. Not only will these projects provide first-class fields for youth sports, they will also bring new playgrounds as well as walking and jogging trails for residents.

Economic Development

Lafayette's economy is thriving. While we continue to support our oil and gas industry, our efforts to diversify our overall economy by growing the technology, innovation, manufacturing, hospitality, logistics, and medical industries will provide the necessary resiliency and sustainability needed for generations to come.

Infrastructure is a crucial aspect of any robust economy. It provides the necessary framework that unlocks the potential for economic growth and attracts private investment. We understand that it is the responsibility of the local government to lead the way by investing in our infrastructure. By doing so, we send a powerful message to the private sector, signaling our commitment to fostering an environment where businesses can flourish.

Lafayette Consolidated Government continues to transform and work toward more efficient, accountable, and transparent government operations. By prioritizing the well-being of our citizens, we are creating a more vibrant and prosperous community for all.

Warm regards,



Josh Guillory
Lafayette Mayor-President

CHIEF FINANCIAL OFFICER'S PROPOSED BUDGET DISCUSSION





Internal Memorandum

Finance & Management
Chief Financial Officer (0100)

TO: Mayor-President Guillory

DATE: July 17, 2023

THRU: Cydra Wingerter

FROM: Lowell Duhon

SUBJECT: Proposed FY 2023-2024 Budget Message

In accordance with Section 5-02 of the City-Parish Home Rule Charter and the guidelines established by your office, I am pleased to present to you the Proposed Operating and Five-Year Capital Improvement Budget for Lafayette Consolidated Government for FY 2023-24. This document reflects a balanced budget totaling \$702 million, including inter-fund transfers and capital expenditures other than the Five-Year Capital Improvement Program. This is approximately \$3 million less than the budget adopted for FY 2022-23. In addition, the Lafayette Consolidated Government Non-Utilities Five-Year Capital Improvement Program budget totals \$395.7 million, and the Utilities System Five-Year Capital Improvement Program budget totals \$181.7 million. The following is an explanation of some highlights with comparisons to the FY 2022-23 current budget as well as FY 2021-22 audited financials.

FUND BALANCE POLICY

Since the City General Fund is the primary operating fund for governmental activities, it is recommended that fund balance be maintained at a level that allows for flexibility and protection against temporary revenue shortfalls and unexpected one-time expenses. To that end, this administration adopted an ending fund balance policy requiring a minimum maintenance level of 20% of annual operating expenditures. In FY 2020-21 and FY 2021-22, unexpended appropriations totaled \$24.6 million and \$22.3 million, respectively. Unexpended appropriations increase the fund balance above the budgeted amount. To ensure that decisions included in this budget can be funded beyond this budget year, the same limitation was applied to the additional three projected years on the City General Fund Pro Forma included in the Budget Overview & Highlights section of this budget. This proposed budget and three-year projections are in compliance with this policy as shown below.

	Proposed		Projected	
	FY 23-24	FY 24-25	FY 25-26	FY 26-27
Total Expenditures	\$ 115,110,950	\$ 116,163,453	\$ 117,063,866	\$ 117,982,239
Net Increase/(Decrease)	-	411,815	1,003,333	1,605,046
Ending Fund Balance	\$ 41,232,528	\$ 41,644,344	\$ 42,647,677	\$ 44,252,722
Ending Fund Balance as a Percent of Expenditures	35.82%	35.85%	36.43%	37.51%

REVENUES

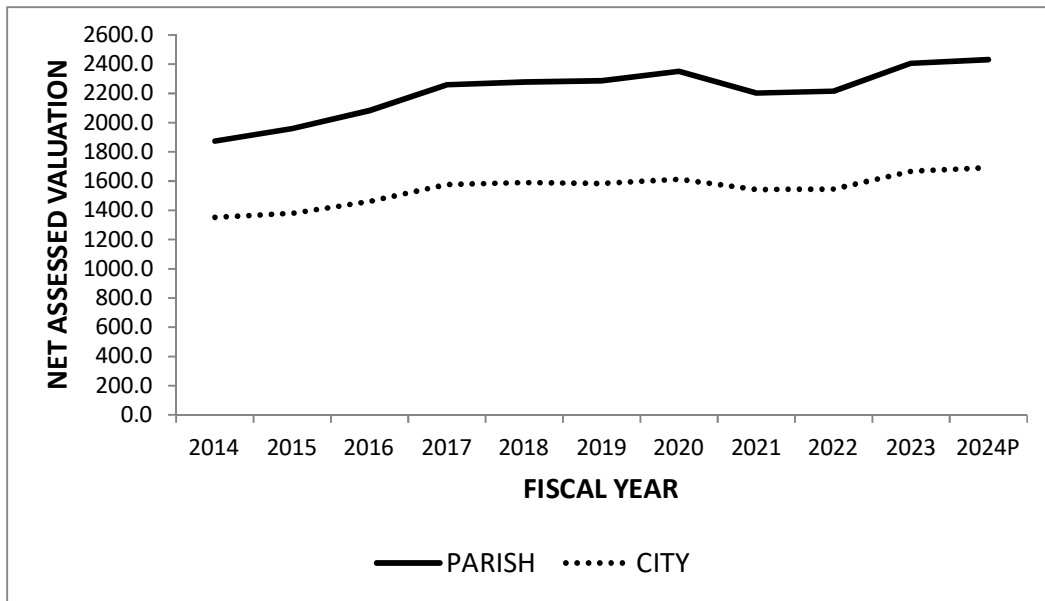
Total estimated revenues excluding inter-fund transactions, grants, and use of prior year fund balance in this proposed FY 2023-24 budget total \$637.9 million compared to \$610.5 million in the original adopted FY 2022-23 budget. The \$27.4 million difference is primarily due to estimated increases in general property taxes of \$8.5 million over the prior year's budget. The assessed valuation used for Fiscal Year 2023 budget (Tax Year 2022) was based on tax year 2021 assessed valuation. The assessed valuation for tax year 2022 increased by 7.82% for the City and 8.63% for the Parish. Another significant increase is Interest on Investments of \$7.4 million (367.60%) which is due to the Federal Reserve's interest rate increases, and higher cash balances. Once again, revenues from federal and state grants that have not yet been awarded are not included in this budget; however, we will continue to pursue these grants and will present budget revisions as they are awarded.

Comparative Summary of Recurring Revenues
Amounts in Thousands

	FY 23-24 Revenues	FY 22-23 Revenues	Increase/ (Decrease)	Percent Change
General Property Taxes	\$ 93,426	\$ 84,966	\$ 8,460	9.96%
Sales Tax	110,614	108,969	1,644	1.51%
Gross Receipts Business Tax	4,490	3,571	919	25.72%
Licenses & Permits	8,017	7,133	884	12.40%
Intergovernmental	6,936	7,253	(317)	-4.37%
Charges For Services	64,400	63,338	1,061	1.68%
Fines & Forfeits	2,927	2,113	814	38.51%
Utilities System Revenues	263,868	262,902	966	0.37%
Communications System Revenues	50,800	47,350	3,450	7.29%
Interest On Investments	9,367	2,003	7,363	367.60%
Contribution fr Public Enterprises	2,434	2,524	(90)	-3.56%
Miscellaneous Revenues	20,631	18,376	2,255	12.27%
Total	\$ 637,909	\$ 610,499	\$ 27,410	

General Property Taxes (Ad Valorem) are budgeted based on actual collections for the first seven months of the current fiscal year. The ten-year history of assessed valuation for the Parish and the City are shown in the graph below.

Parish & City Property Tax History
Net Assessed Valuations
 (in millions)



City and Parish sales taxes in this budget are based on trends realized during the last 12 months. City sales taxes are projected to increase \$1.1 million or 1% in the current 2022-23 fiscal year over actual FY 2021-22 collections and Parish sales taxes are projected to decrease \$257,164 or 3.6% over the same period. While the proposed budget is based on recent trends, sales tax collections will need to be closely monitored during the fiscal year. Lafayette’s stable sales tax collections are evidence of Lafayette’s success in maintaining its status as an economic hub for our region.

Gross Receipts Business Tax is expected to increase by \$919 thousand or 25.72% due to the 2% Fire Insurance Premium (there is a corresponding increase to the expenses in the Fire Department for this premium). Licenses & Permits are projected to increase by \$884 thousand or 12.40% due to increases in building permits, solid waste remittance fees and Occupational License – Certificate of Occupancy. The increase in Fines & Forfeits of \$814 thousand or 38.51% is primarily due to a change in policy regarding the collections of City Court Civil Fees.

Twenty-two percent (22%) of the City General Fund’s revenue is attributable to in lieu of tax (ILOT) by the Utilities System Fund. The amount of ILOT included in this budget is \$25.4 million. However, the actual ILOT transfer could be substantially reduced based on decreases in cash flow. Those decreases can be due to increases in operational expenses, including expenses related to emergency weather related events, fluctuations in fuel cost, and increases in inventories such as coal.

There are two parts to the ILOT calculation. The first part of the calculation is the identification of taxable revenues, and the second part of the calculation is often referred to as “the test”. For the test, the amount of money left over after all the operating expenses and debt service are paid is compared to the amount of calculated ILOT. Increases in debt service, operating expenses, or inventory without a corresponding increase in revenue will have a negative effect on the amount of ILOT available. Continued monitoring of this fund’s operations will be necessary to reduce the impact of ILOT fluctuation on the City General Fund.

This proposed budget includes an ILOT payment of \$3.2 million from the Communications System Fund. This is the second ILOT paid to the City General Fund from the Communications System (LUS Fiber). The calculated ILOT payment is reduced by the amount of imputed taxes paid by the system.

APPROPRIATIONS

Proposed expenditures, including inter-fund transactions and capital outlay, total \$702.3 million compared to \$705.6 million adopted for the current fiscal year. Net operating expenditures total \$431.4 million compared to \$428.4 million adopted for the current fiscal year.

Comparative Summary of Expenditures & Other Financing Uses
Amounts in Thousands

Department	Total Appropriations			Net Operations		
	FY 2023-24	FY 2022-23	Increase/ (Decrease)	FY 2023-24	FY 2022-23	Increase/ (Decrease)
Finance	\$ 43,855	\$ 42,390	\$ 1,465	\$ 4,850	\$ 4,676	\$ 174
General Accounts	70,559	71,234	(675)	10,883	8,314	2,569
Elected Officials & Related Offices	39,264	37,361	1,903	31,360	30,180	1,180
Legal	2,401	2,440	(38)	2,401	2,428	(26)
Dept of Innovation & Technology	12,068	10,380	1,689	5,531	5,560	(29)
Police	48,020	47,891	129	38,753	40,320	(1,566)
Fire	39,847	33,786	6,061	32,097	29,438	2,659
Public Works	59,892	69,696	(9,804)	26,356	24,920	1,436
Drainage	18,137	19,082	(945)	10,443	11,624	(1,180)
Traffic, Roads & Bridges	27,092	22,665	4,427	18,056	17,558	498
PARC - Parks & Recreation	16,076	17,777	(1,701)	12,918	12,750	168
Community Devel. & Planning	9,216	15,795	(6,579)	7,217	6,271	946
Others	14,412	13,974	438	14,402	13,951	451
Utilities System	257,684	257,958	(274)	189,445	194,085	(4,640)
Communications System	43,789	43,157	633	26,701	26,343	358
Total	\$702,313	\$705,584	\$ (3,271)	\$431,415	\$428,417	\$ 2,997

The total decrease of \$3.3 million is primarily due to a decrease in capital outlay in both Public Works and Community Development & Planning due to ARPA funding not proposed in 2024. The increase of \$6.1 in the Fire Department is due to increases in capital outlay of \$3.4, increases to the 2% Fire Insurance Premium program, and increases to External Appropriations for the Volunteer Fire Departments. The increase of \$4.4 million in Traffic Roads & Bridges is primarily due to increases in capital outlay of \$3.9 million.

The City General Fund is budgeting \$1.0 million to cover the 2% COLA for retired police and firefighters who were retired from active service prior to 1999 and were merged with the various state retirement systems. This payment started in 2008 when the state systems did not grant a

full 2% COLA. Since 2008, the City General Fund has paid \$8.8 million to retired police and firefighters. The amount proposed in this budget is \$552 thousand for retired firefighters and \$496 thousand for retired police.

Both the City General Fund and the Parish General Fund provide operating subsidies to other funds. These subsidies reduce the funds available to provide general governmental services.

The Adult Correctional Center Fund has not been fully self-funded since the mid 1990's. The Courthouse Complex Fund and the Parish General Fund have provided over \$27.0 million and \$7.4 million, respectively, in operating subsidies to the Correctional Center Fund. Included in this proposed budget is another \$2.3 million expected to come from the Courthouse Complex Fund to the Correctional Center Fund for FY 2023-24. The Courthouse Complex millage is sufficient to cover the operating expenses of the fund and support some of the operating expenses of the Correctional Center Fund in this proposed budget. Capital improvements and increased operating expenses in the Courthouse Complex Fund will limit the amount of funds available to provide future operating subsidies to the Correctional Center Fund.

The following table shows the various funds receiving operating subsidies from the City General Fund, the Parish General Fund and the Courthouse Complex Fund:

**Current and Future Operating Subsidies from General Funds
(In Thousands)**

FUND	Budget	Proposed	Projected if costs increase 2% annually		
	2022-23	2023-24	2024-25	2025-26	2026-27
Parks & Recreation - City	\$ 2,248	\$ 1,631	\$ 1,664	\$ 1,697	\$ 1,731
Science Museum	525	522	533	543	554
Transit	1,499	2,626	2,679	2,732	2,787
Combined Golf Courses	629	550	561	573	584
Parking Fund	270	486	495	505	515
Codes & Permits	1,573	1,505	1,535	1,566	1,597
Fire Pension Fund	532	552	552	552	552
Police Pension Fund	507	496	496	496	496
War Memorial	287	305	311	317	323
Coroner	815	814	830	846	863
Buchanan Garage	250	159	162	166	169
Correctional Center*	6,283	2,336	2,383	2,430	2,479
TOTAL	\$ 15,418	\$ 11,981	\$ 12,200	\$ 12,423	\$ 12,650

*From Courthouse Complex Fund

The City General Fund subsidy for the Municipal Transit System in this proposed budget is \$2.6 million. The average subsidy over the past five years is \$2 million. The increase is due to the expiration of the FY 2020 CARES Act funding. This funding was used for operations and maintenance as well as capital improvements relieving some of the liability on the City General Fund. Since 2000, the City General Fund has subsidized the Municipal Transit System by \$42 million through fiscal year ended October 31, 2022.

Employer contribution rates to the statewide retirement systems continue to increase. There are many different statewide systems included in LCG’s payroll. The Municipal Employees Retirement System (MERS), the Parochial Employees Retirement System, the Firefighters Retirement System, and the Municipal Police Employees Retirement System are the four with the largest participation. This budget assumes contribution rates for these four systems at 29.50%, 11.5%, 33.25%, and 34.35%, respectively. Funding for the required payment from LCG to MERS according to Louisiana RS 11:1733 or other amounts related to LCG’s retirement system changes for new employees are included in this proposed budget. The actual amount due will vary depending on employee changes during the year. If necessary, a budget amendment will be presented during the fiscal year to adjust this expense.

FUND BALANCE

The City General Fund is budgeted to end next fiscal year with a fund balance of \$41.2 million or 36% of budgeted annual expenditures, and is projected to not use fund balance. The ending fund balance and the use of fund balance for this proposed budget and the projected three years thereafter fall within the acceptable range, according to the administration’s ending fund balance policy discussed at the beginning of this memorandum.

The Parish General Fund is budgeted to decrease by \$12 thousand and to end the year with a fund balance of \$2.9 million. This proposed budget includes \$2.0 million for one-time bridge improvements in the Parish. During the auditors’ presentation, a reserve of two months of expenditures was recommended. The ending fund balance for this proposed budget meets this recommendation.

All revenues and existing fund balance in the City Sales Tax Capital Improvement Fund are budgeted for capital projects. As projects are completed, any unused appropriations will be returned to fund balance during the year through budget amendments adopted by the City Council. Any additions to projects included in this proposed budget will require a corresponding decrease in current or proposed projects.

PERSONNEL

Total personnel is expected to increase by 4. The changes in the various departments are summarized below.

Department	Net Change #
Elected Officials/Judicial/Other	1
Innovation & Technology	1
Fire	3
Public Works	-2
Drainage	-4
Utilities	5
Total	4

Personnel in Fire Department increased by three positions, two of which are Fire Inspectors due to the increased demand of commercial building fire inspections. Personnel in Utilities Department increased by five positions, two of which are Customer Service Floor Leaders, and the remaining three positions are needed due to normal growth within the department. Personnel in the Drainage

Department decreased by a net of four positions. Five Equipment Operator II positions were eliminated and will be supplemented using Contractual Services. One Labor Foreman III was added.

Promotions and new positions presented throughout this proposed budget were included at the request of each department director. Budget Management works with Human Resources and Civil Service to insure that no promotion or new hire is granted without the approval of Civil Service.

The salaries and related benefits include a 2% general pay increase for eligible employees and is deemed to satisfy the mandated 2% longevity for eligible firefighters. Raises included in this budget under the promotion line items are the result of recommendations by Civil Service based on Civil Service Rule IV Section 1.9 and one is due to changes in market conditions.

GROUP HEALTH/LIFE INSURANCE FUND

The employer and employee contributions for group health premiums are expected to decrease by 5.8% due to negotiated prescription cost savings. An employee with single coverage will have a reduced cost of \$1.30 per pay period and LCG will have a reduced cost of \$12.96. An employee with family coverage will have a reduced cost of \$11.09 per pay period and LCG will have a reduced cost of \$26.04. Total premium contributions are projected to generate \$21.8 million for self-insured group hospitalization insurance expenses.

The proposed premium structure for group health insurance is shown in the following table.

	<u>Monthly Premium</u>	<u>Per Pay Period Premium</u>		<u>Monthly Premium</u>
Employee Coverage				
Employee Cost	45.79	21.13		
LCG Cost	<u>456.28</u>	<u>210.59</u>		
Total Cost	502.07	231.72		
Family Coverage			Retiree Family Coverage	
Employee Cost	390.49	180.23	Employee Cost	851.36
LCG Cost	<u>917.15</u>	<u>423.30</u>	LCG Cost	<u>456.28</u>
Total Cost	1,307.64	603.53	Total Cost	1,307.64

FIVE-YEAR CAPITAL IMPROVEMENT PROGRAM

The Consolidated Government's Non-Utilities Five-Year Capital Improvement Program totals \$395.7 million. Of that amount, \$117.5 million is financed with new bond proceeds over a five-year period for the City. We have been balancing our capacity to issue bonds with our ability to pay for them from sales tax proceeds while maintaining adequate coverage ratios and pay-as-you-go capital funds. New bond issues in this proposed budget maintain a strong 3.0 coverage ratio of sales tax revenues to debt service payments without entering into any debt restructuring.

AD VALOREM MILLAGES

The following ad valorem millages will expire in 2025:

Purpose		Millage Amount	Expiration Year
Combined Public Health	Parish	1.98	2025
Parishwide Fire Protection	Parish	0.23	2025
Storm Water Management	Parish	1.10	2025
Parishwide Fire Protection	Parish	0.175	2025
Roads & Bridges	Parish	0.075	2025

EXCELLENCE IN BUDGET PRESENTATION

The Budget Management Division of the Office of Finance and Management continues to demonstrate its commitment to providing high quality service and excellence in financial reporting. For ten consecutive years through FY 2022-23, the Office of Finance and Management has received the “Distinguished Budget Presentation Award” from the Government Finance Officers Association (GFOA) of the United States and Canada for our Annual Operating & Five-Year Capital Improvement Budget. This national award is the highest professional recognition in governmental budgeting. To receive this award, a governmental unit must publish a budget document that meets program criteria as a policy document, an operations guide, a financial plan, and a communications device. We believe our current budget continues to conform to the program requirements, and we are submitting it to GFOA upon adoption to determine its eligibility for another award.

CLOSING

We continue to see many changes in the regulatory environment for governments issuing municipal bonds. We are subject to increased surveillance and monitoring by the rating agencies and increased disclosure requirements. It is important that we continue to maintain a strong bond rating in order to obtain the best interest rates as we continue our capital improvement plan. The financial policy regarding fund balance in the City General Fund is one tool that helps us obtain the best bond rating for our government. Future recommendations regarding the sustainable use of fund balance should be considered.

I wish to thank you, CAO Cydra Wingerter, Budget Manager Kerney Simoneaux, the award-winning Budget Management staff, Financial Analyst Laura Grettner, the Directors, and CFO staff for their assistance in preparing this document. We look forward to working with you and both the City and Parish Councils in implementing this financial plan for the upcoming fiscal year.

Sincerely,



Lowell Duhon
Interim Chief Financial Officer



BUDGET SUMMARY

FY 2024 Adopted Budget

FY 2024 Budget

All Funds Total Appropriations.....	710,208,888
All Funds Net Operations.....	435,618,701
Non-Business Type Capital	84,579,889
Business Type Capital.....	53,408,167

Governmental Funds

FY 2024 City General Fund.....	119,117,881
FY 2024 Parish General Fund.....	17,337,898
All Other Governmental Funds.....	205,227,535

Enterprise Funds

Utilities System Fund.....	254,404,125
Communications System Fund.....	44,012,719
Environmental Services Fund.....	19,182,692
CNG Service Station Fund.....	254,884

Internal Service Funds

Unemployment Compensation.....	89,000
Group Hospitalization Fund.....	28,077,806
Risk Mgmt Fund-General Government.....	10,871,342
Central Vehicle Maintenance Fund.....	8,433,006

Taxes

City Sales Tax General (35%).....	35,740,075
City Sales Tax Restricted for Capital (65%).....	66,406,284
City Sales Tax - TIF.....	1,567,340
City Property Tax.....	30,767,468
City Miscellaneous Taxes	2,393,309
Total City Sales and Property Taxes.....	136,874,476
Parish Miscellaneous Taxes.....	2,372,144
Parish Sales Tax (Unincorporated).....	6,900,000
Parish Property Tax (Parishwide).....	62,658,340
Total Parish Sales and Property Taxes.....	71,930,484
Total City & Parish Taxes.....	208,804,960

FY 2024

Personnel Summary

Authorized City-Parish Positions

City General Fund Positions.....	936
Parish General Fund Positions.....	54
Total Other Fund Positions (Including Grants).....	1,270
Authorized Positions All Funds (Including Grants).....	2,260

Uniform Positions

Police Uniform Positions.....	309
Fire Uniform Positions.....	265

Lafayette Consolidated Government

**705 W. University Ave
Lafayette, LA 70506**

www.lafayettela.gov

Accessing the Budget

On-line versions of the FY 2024 Adopted Budget are posted on Lafayette Consolidated Government's websites at:

www.lafayettela.gov

www.lafayettebonds.com

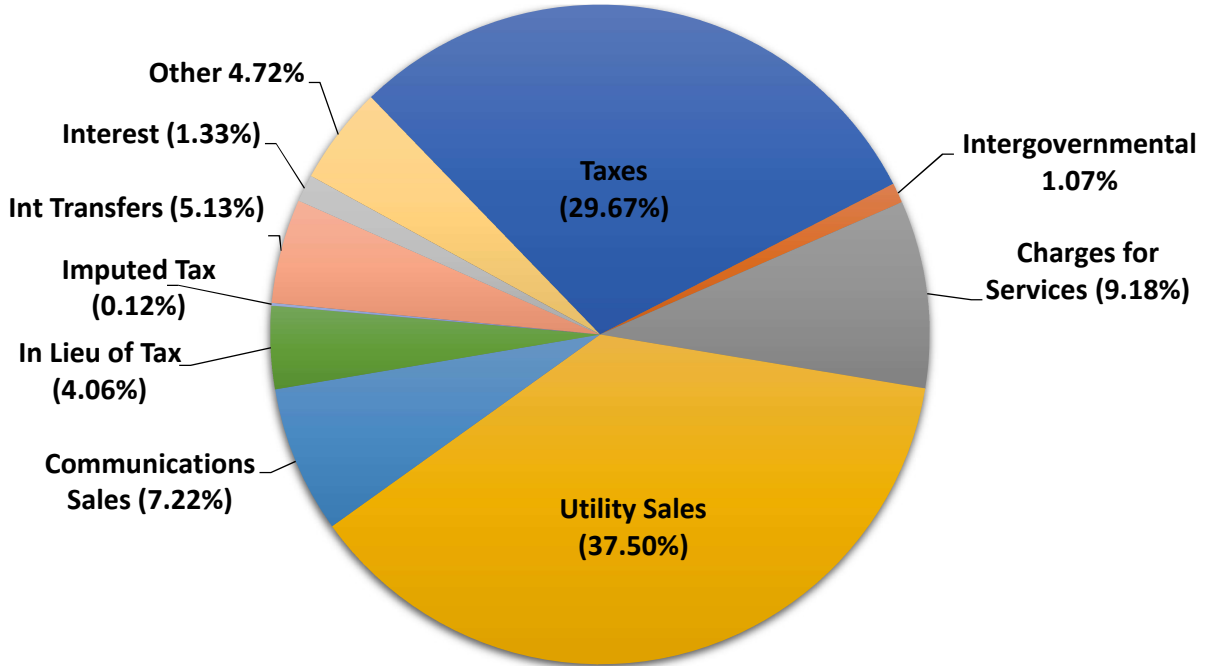
The Adopted Budget Document is also available at your nearest public library.



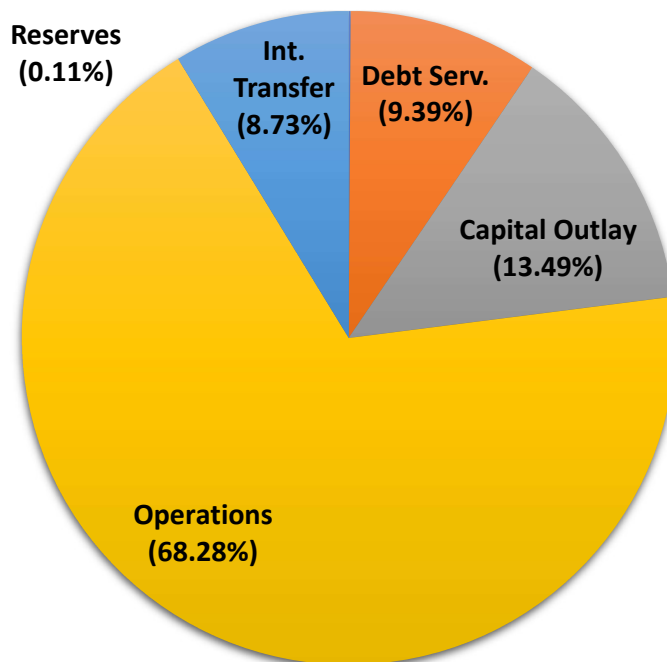


Lafayette Consolidated Government 2023 - 24 Adopted Budget

Revenues \$703,677,434

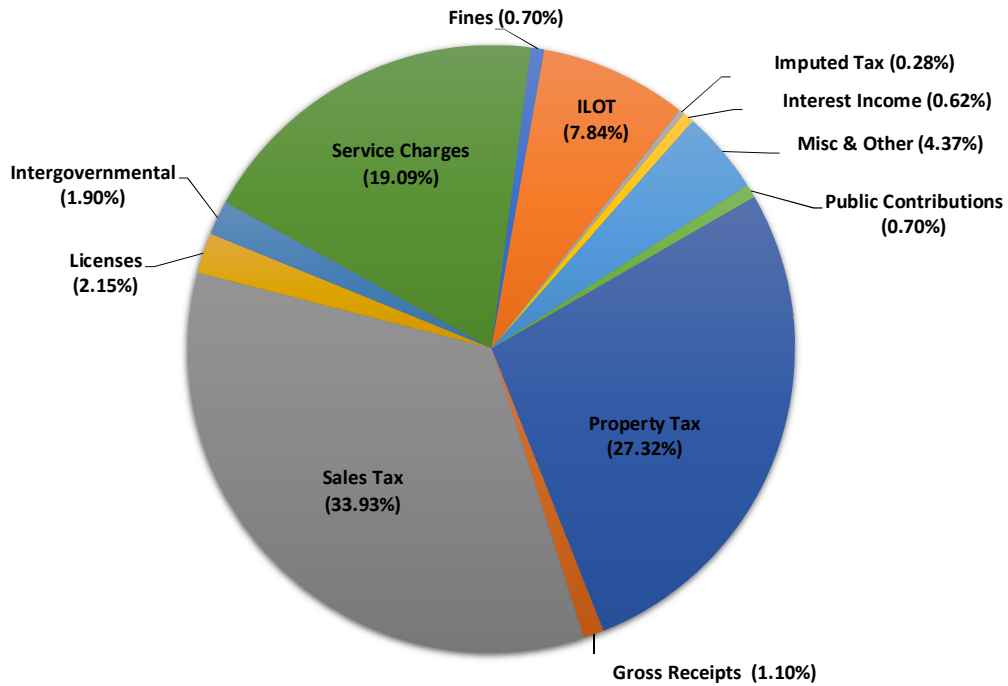


Expenditures & Reserves \$710,208,888

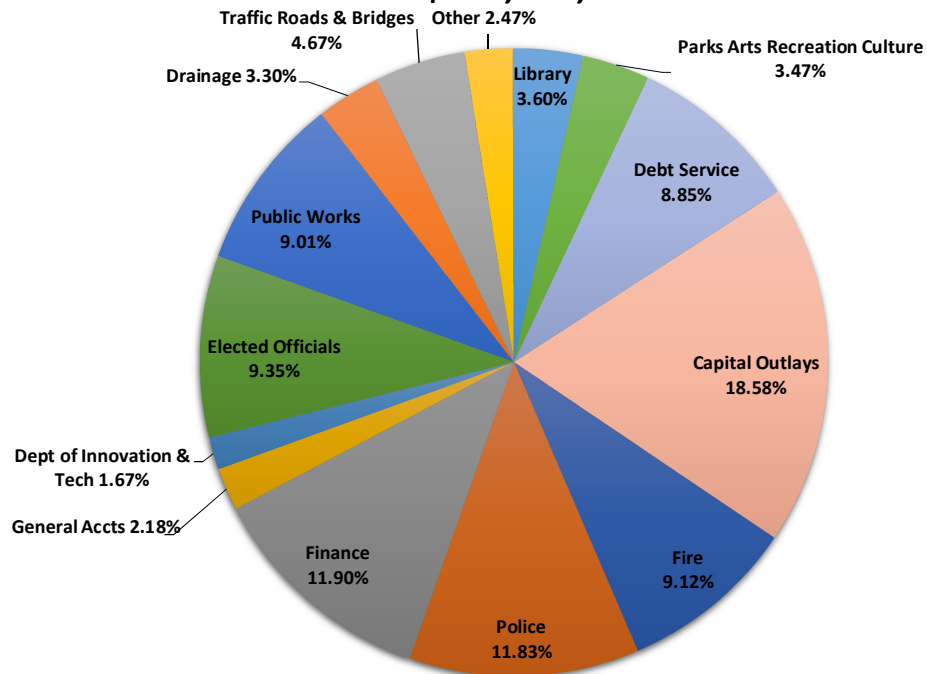


**Lafayette Consolidated Government
Non-Utilities
2023 - 24 Adopted Budget
(Excludes Utilities, Communications & Interfund Transfers)**

**Revenues
\$345,371,876**

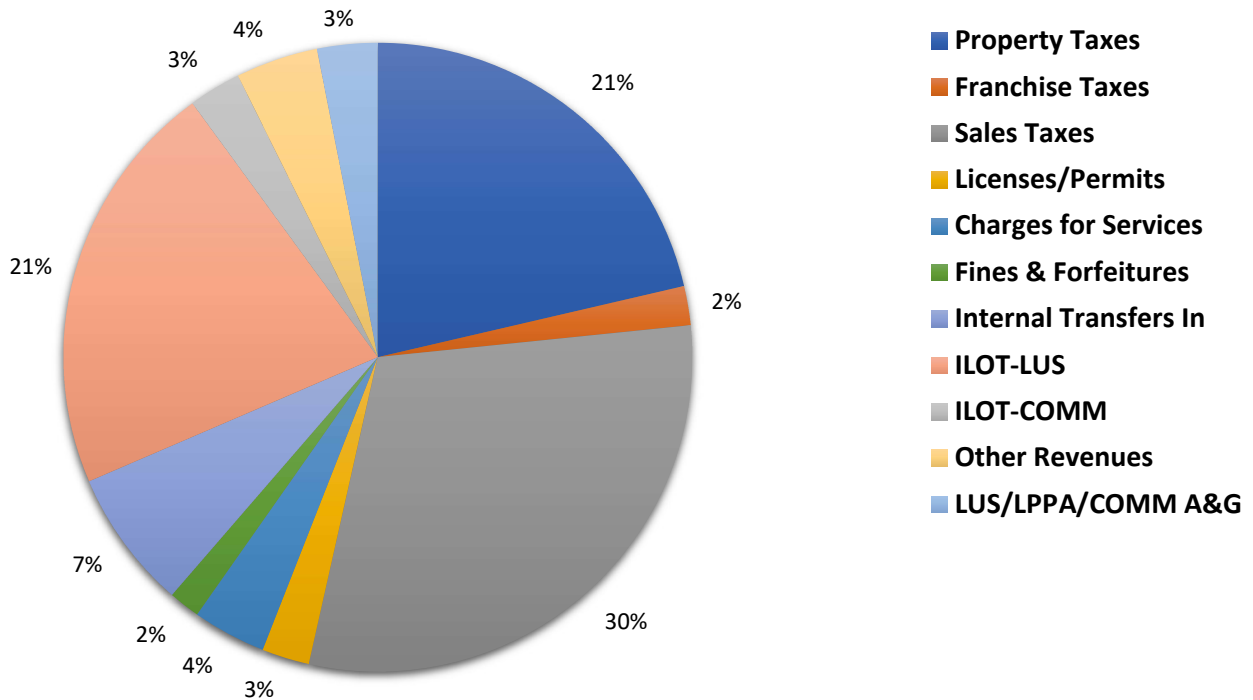


**Expenditures
\$376,006,164**

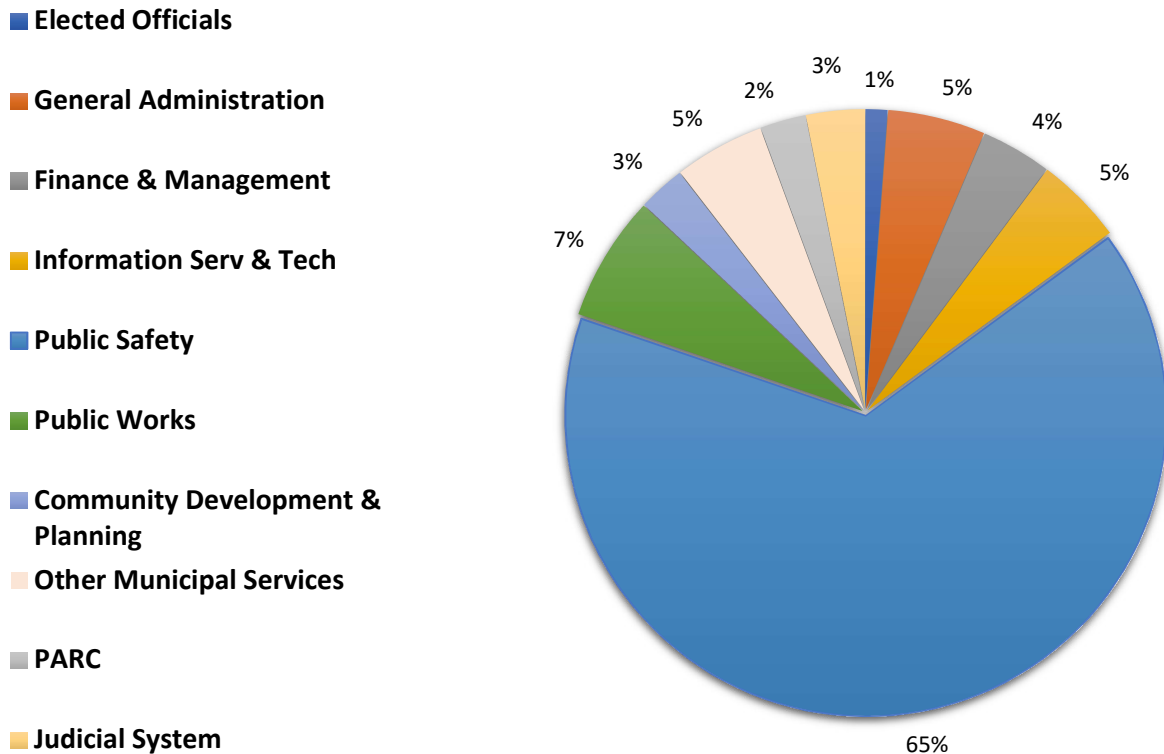


**Lafayette Consolidated Government
2023 - 24 Adopted Budget
City General Fund**

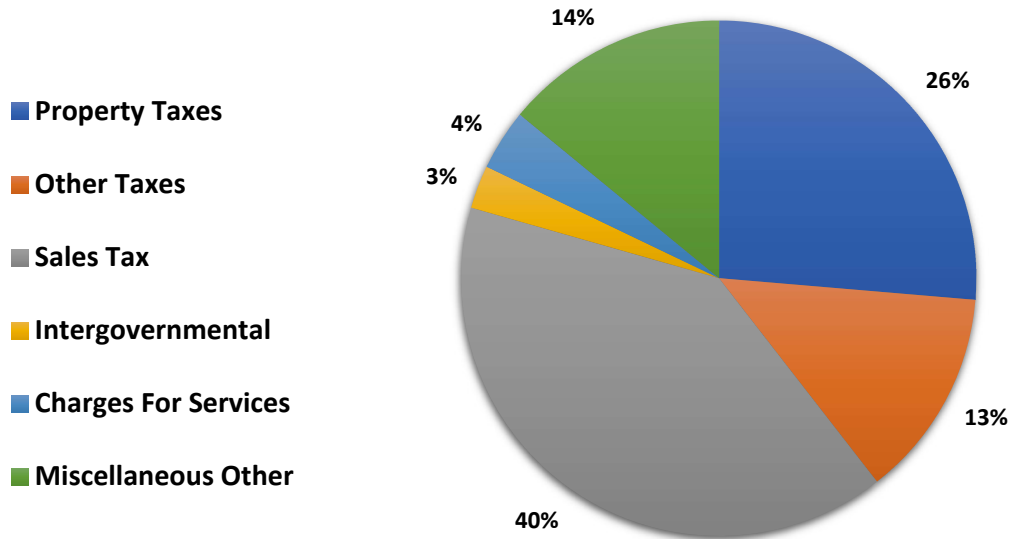
\$118,595,360 - Revenues



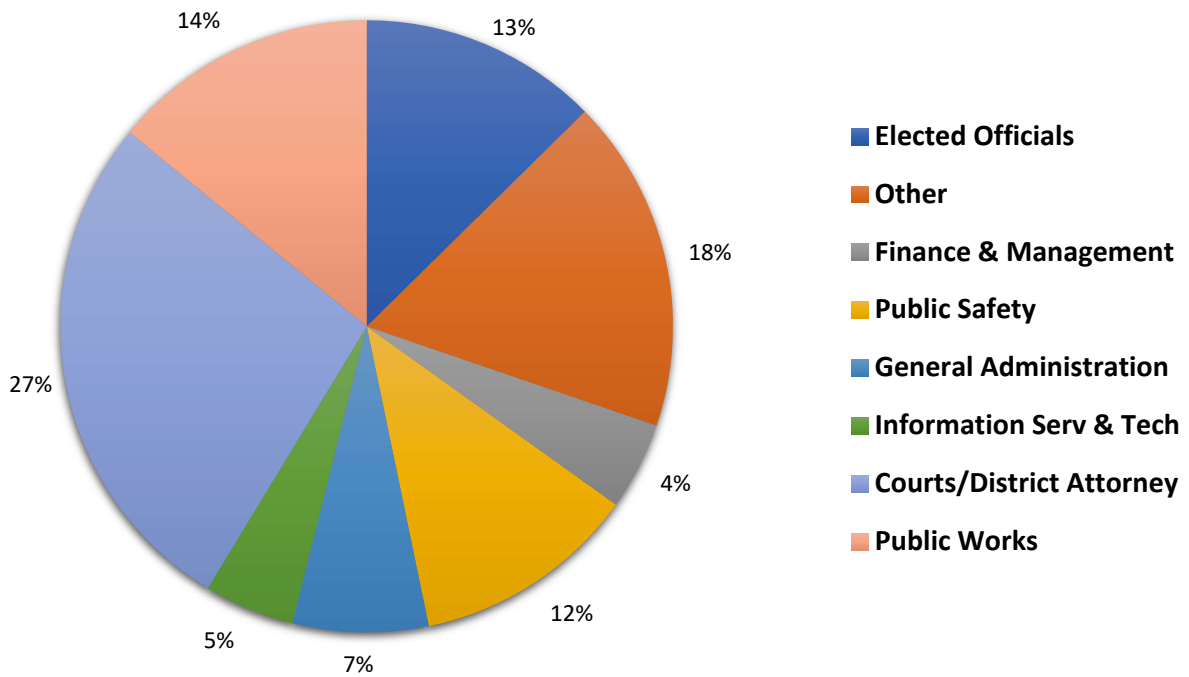
\$119,117,881 - Expenditures



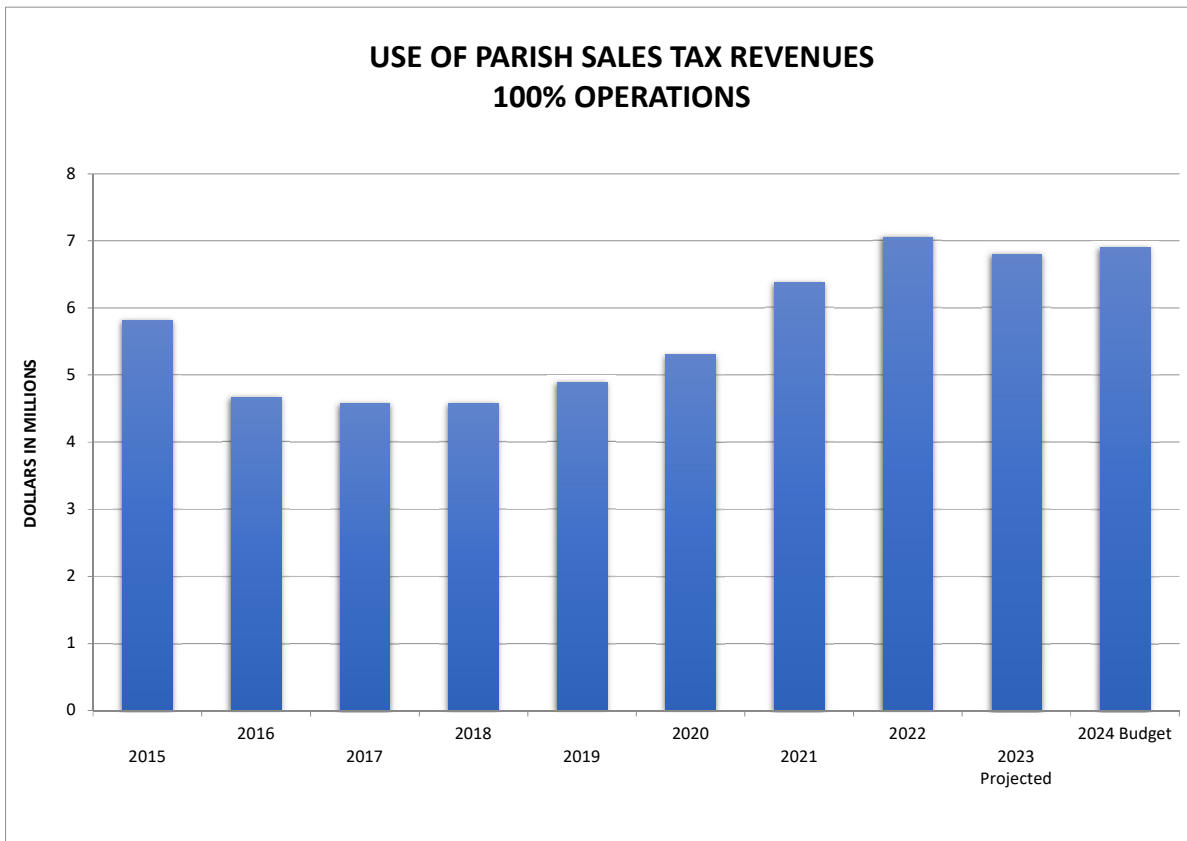
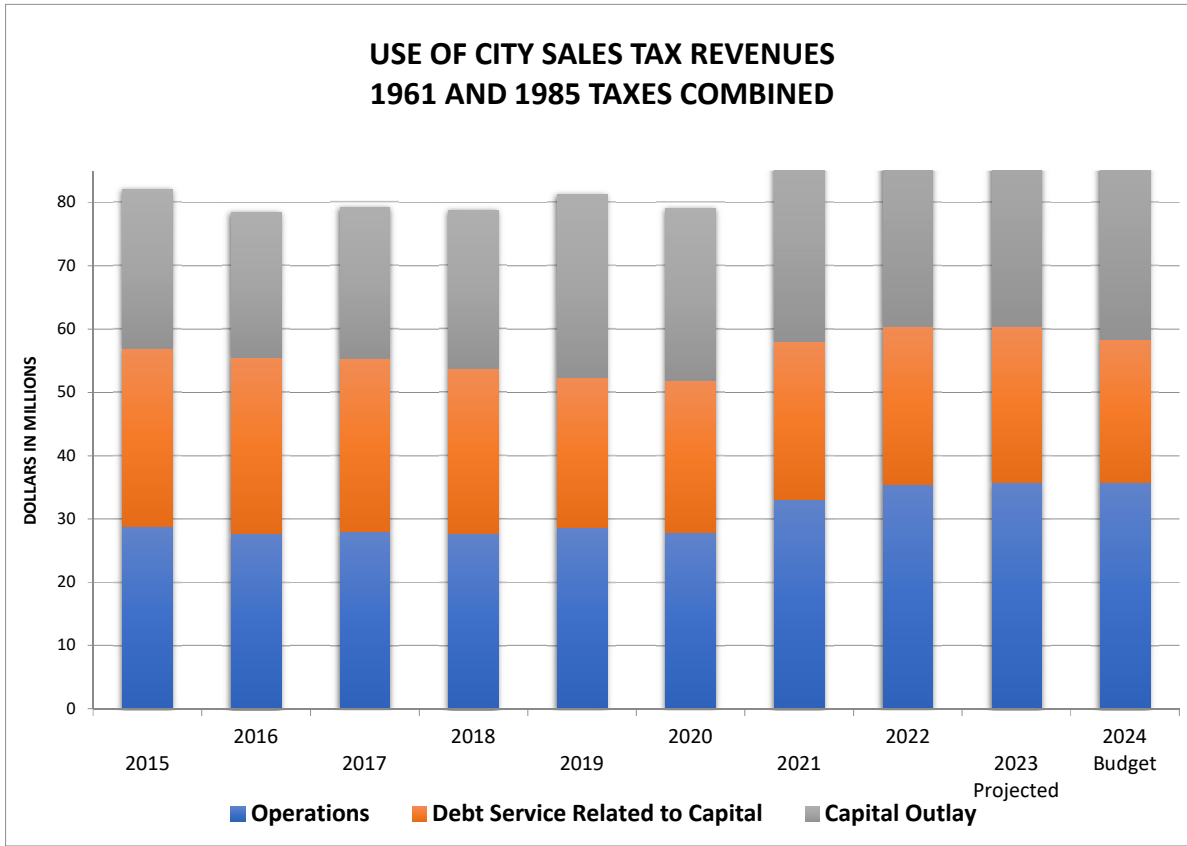
**Lafayette Consolidated Government
2023 - 24 Adopted Budget
Parish General Fund
\$17,282,463 - Revenues**



\$17,337,898 - Expenditures

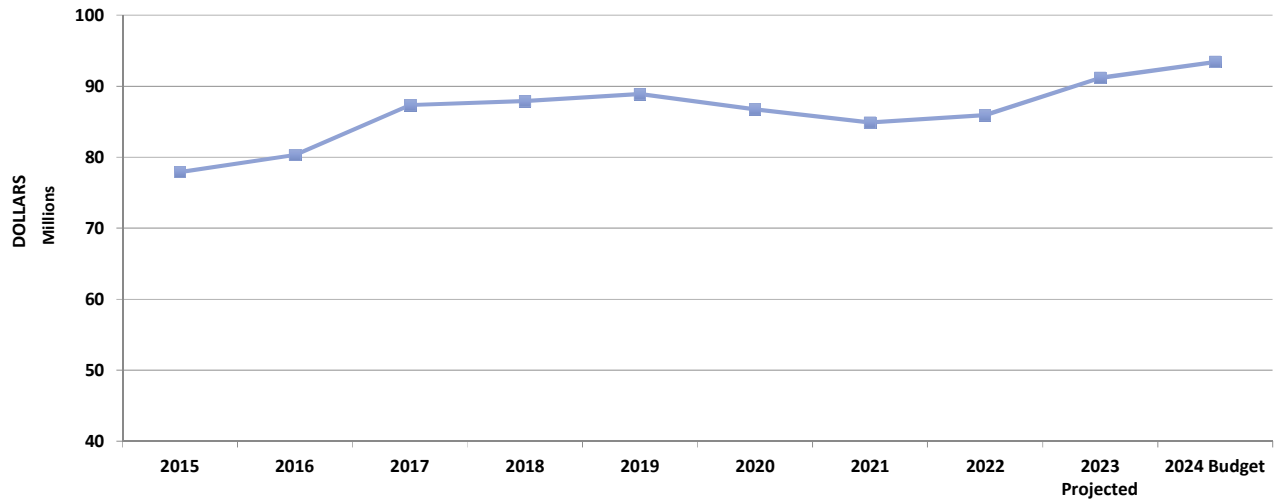


Lafayette Consolidated Government 2023 - 24 Adopted Budget



Lafayette Consolidated Government 2023 - 24 Adopted Budget

PROPERTY TAX REVENUE LAST TEN YEARS



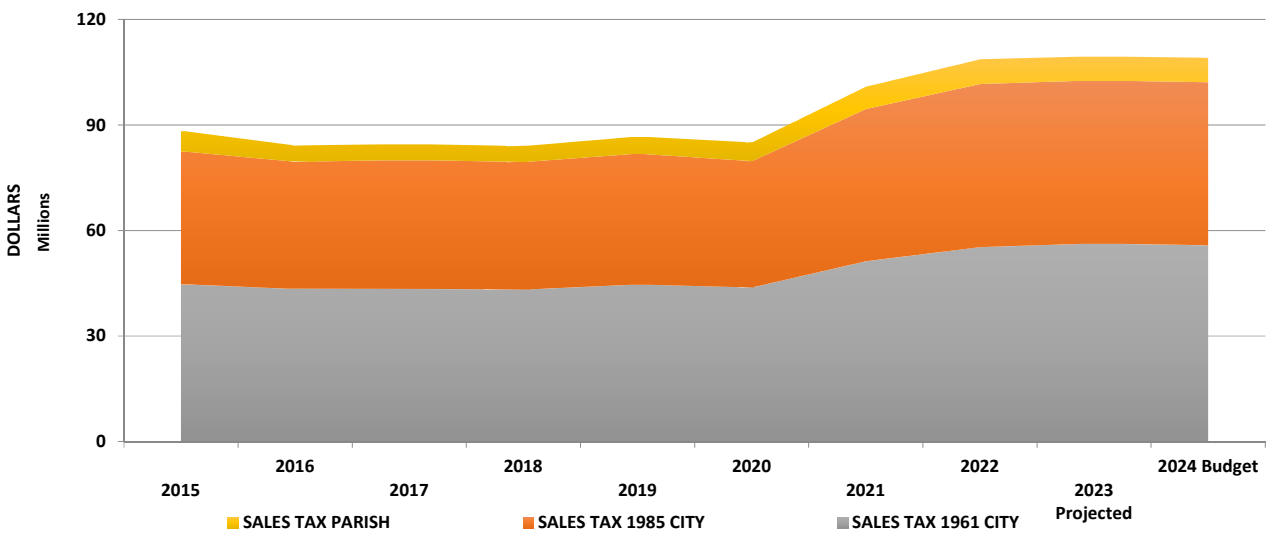
Property Tax Revenue is budgeted based on the assessed valuation received from the Lafayette Parish Assessor.

Parish-wide property taxes are subject to a homestead exemption of \$75,000. Taxes levied only within municipal boundaries are not subject to the exemption.

Statutory deductions from parish-wide property taxes to fund statewide retirement systems for assessors', clerks of court, sheriffs', district attorneys', and other statewide systems are budgeted as an expense under the account titled "Tax Deductions - Retirement".

The Fiscal Year 2024 Budgeted Property Tax Revenue is projected to increase 2.47% over current year projections.

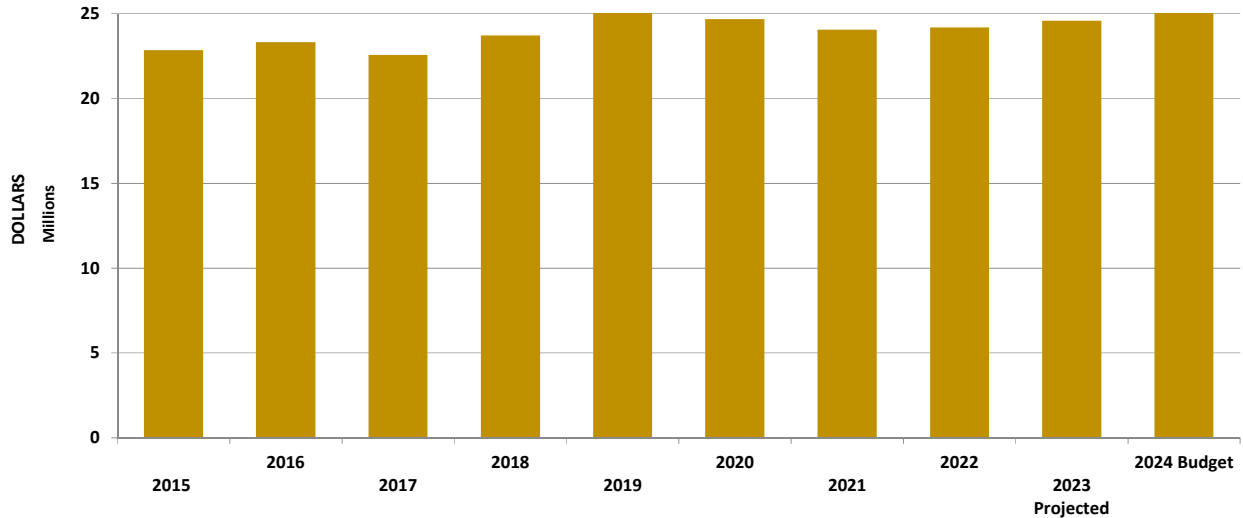
SALES TAX REVENUE LAST TEN YEARS



Sales Tax Revenue is budgeted based on a 4% decrease over the Fiscal Year 2023 projections.

**Lafayette Consolidated Government
2023 - 24 Adopted Budget**

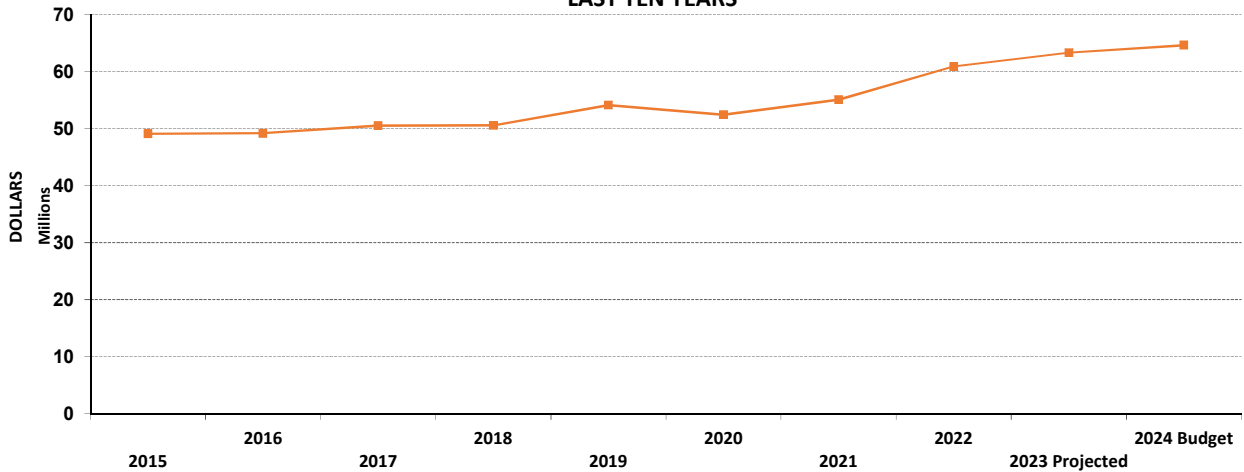
**IN LIEU OF TAX REVENUE
LAST TEN YEARS**



ILOT is budgeted to provide approximately 22% of the City General Fund revenues. It is budgeted based on the prior years' actual calculated payment.

In Lieu of Tax Revenue (ILOT), more commonly referred to as Payment In Lieu of Tax (PILOT), is the payment made from the Utilities Department to compensate the City's General Fund for taxes and fees it would otherwise receive from a privately owned utility.

**CHARGES FOR SERVICES
LAST TEN YEARS**

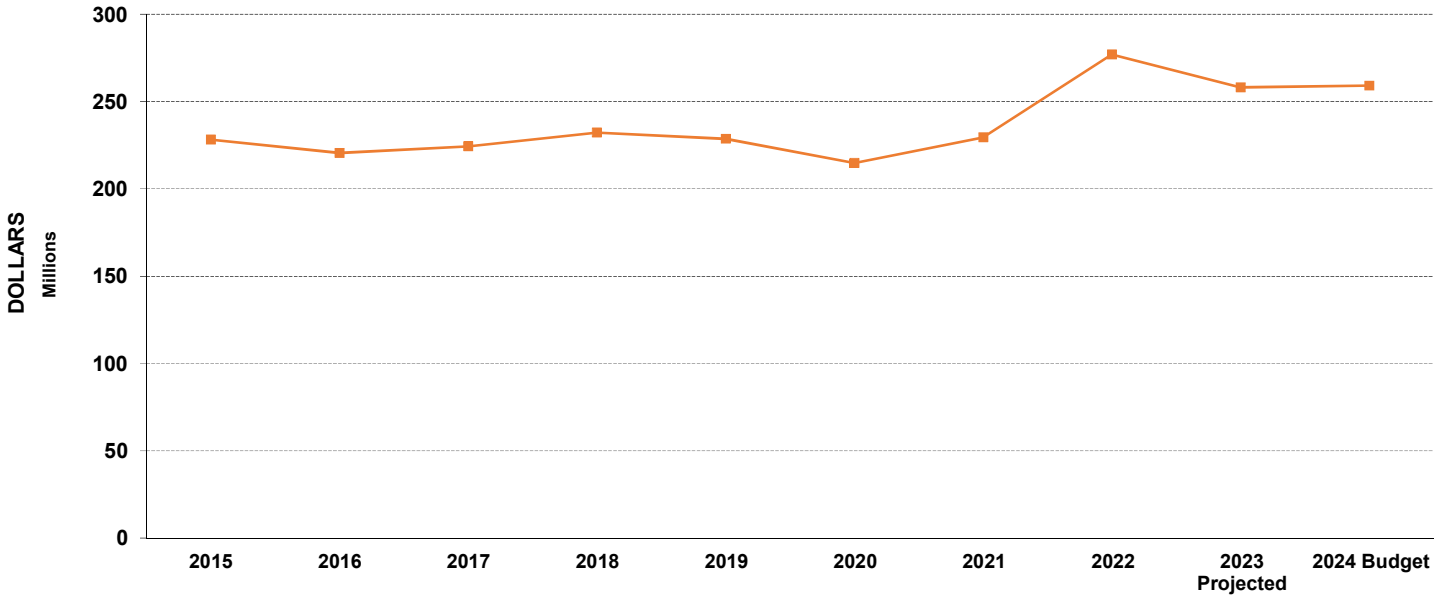


LCG is self-insured for workers' compensation, general liability, errors and omissions, automobile liability, fleet collision, and property as well as employee health. LCG's home rule charter requires all funds, including internal service funds, be included in the annual budget. Self insurance premiums total \$28.7 million and are recorded as a revenue in the internal service fund and as an expense in the fund using the service.

Charges for Services is budgeted to increase by 2.64% and is primarily due to the expected increase in Self Insurance Revenues and Heymann Center ticket sales.

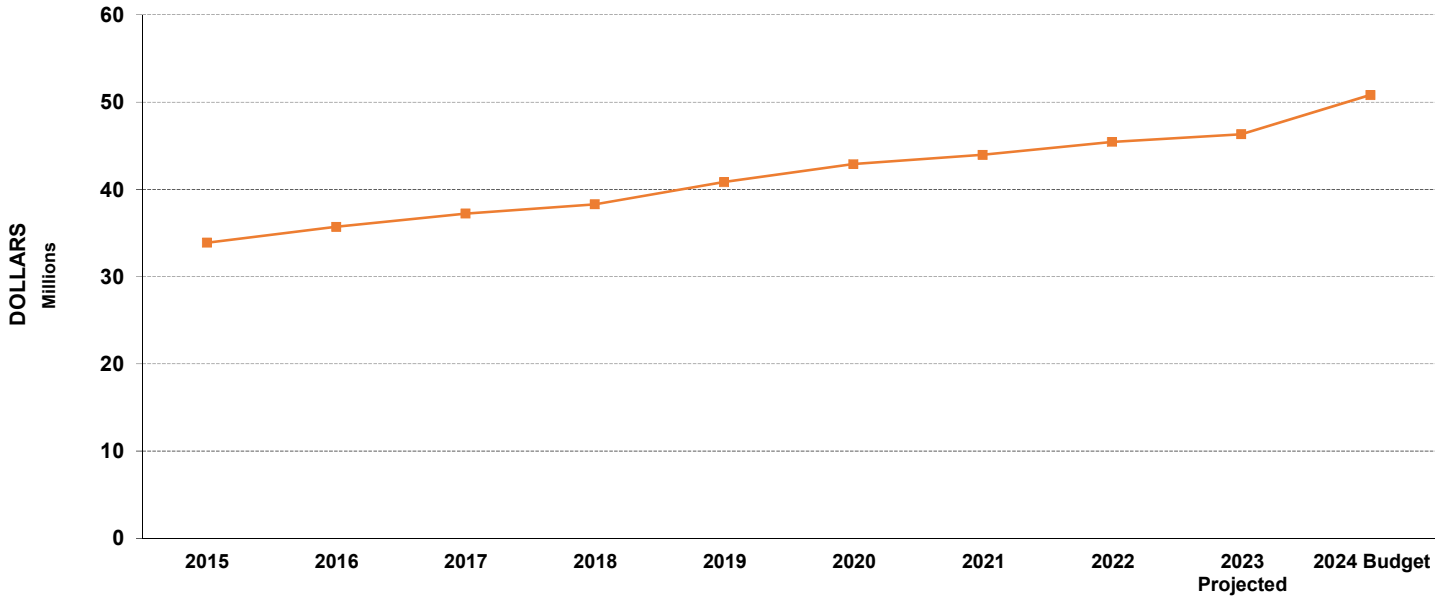
Lafayette Consolidated Government
2023- 24 Adopted Budget

UTILITIES SYSTEM REVENUES
LAST TEN YEARS



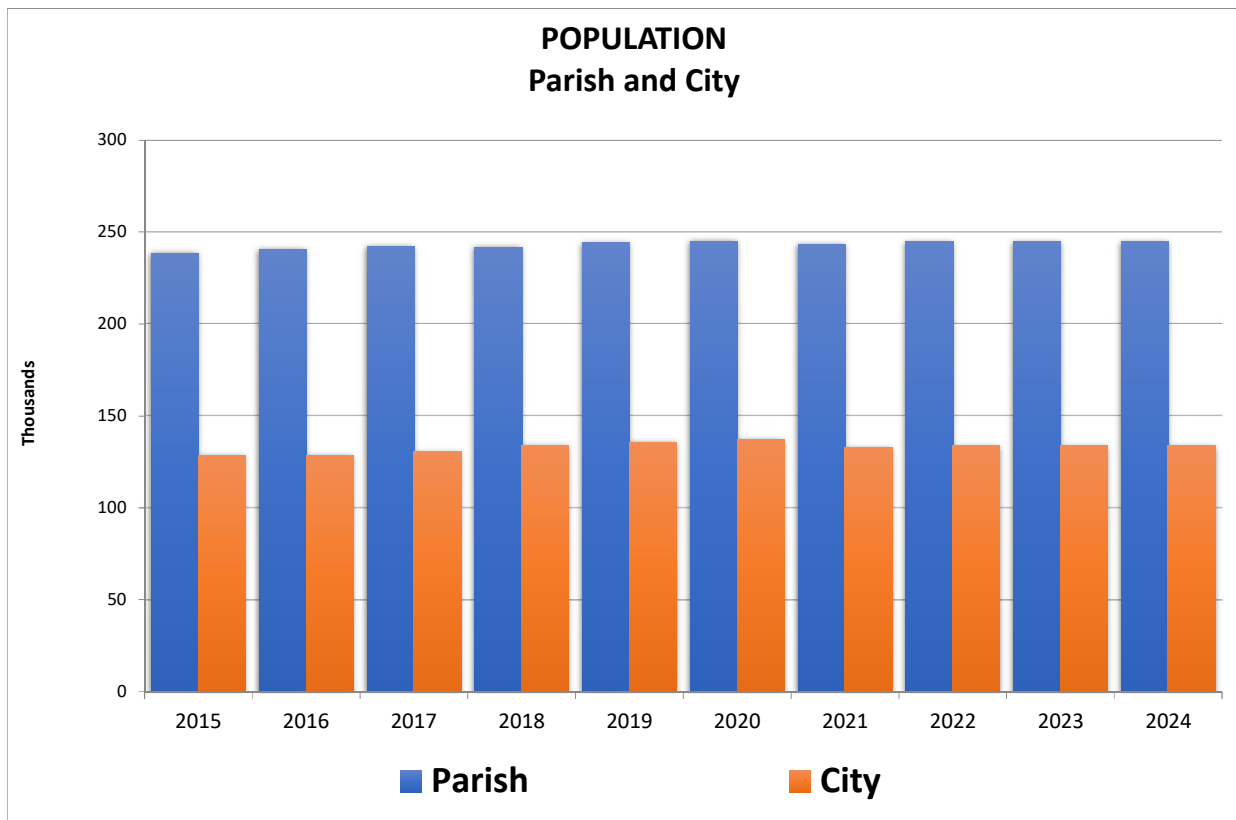
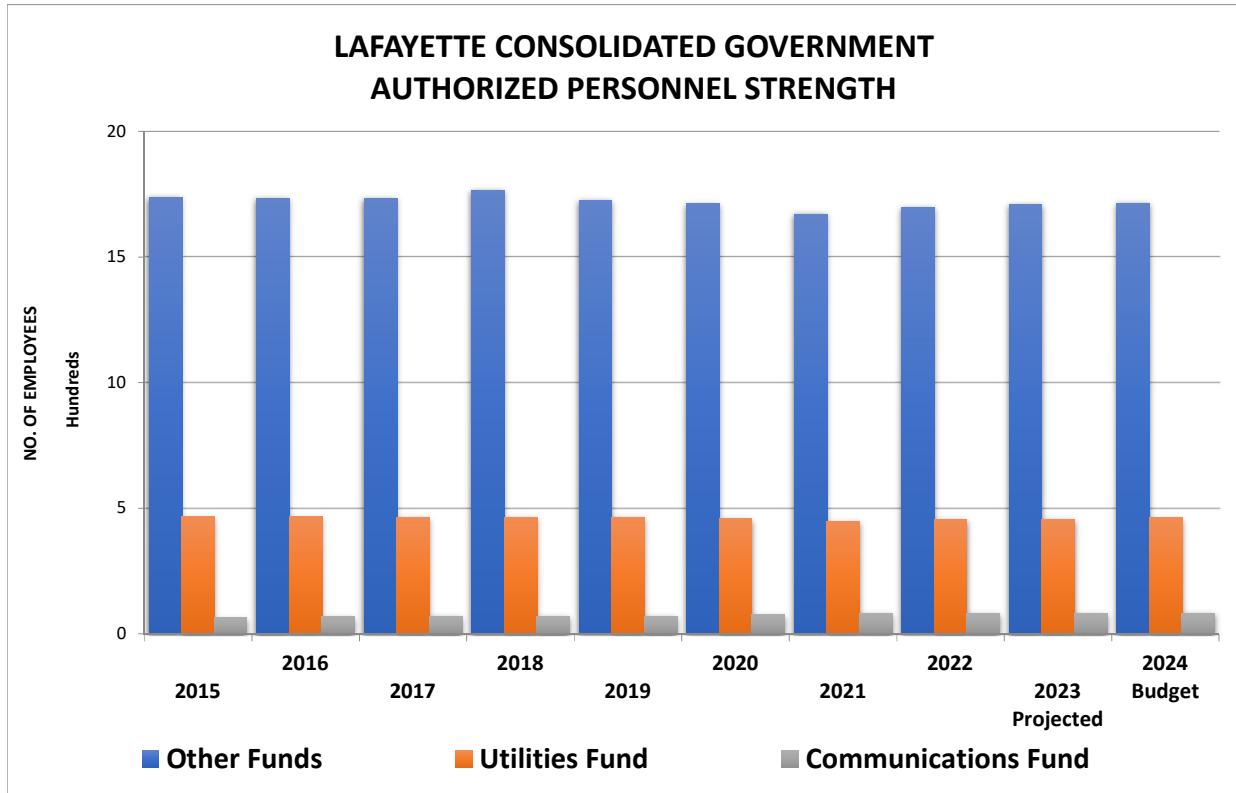
Sales of electricity, water, and wastewater are budgeted to increase .37% over current year projections.

COMMUNICATIONS SYSTEM REVENUES
LAST TEN YEARS

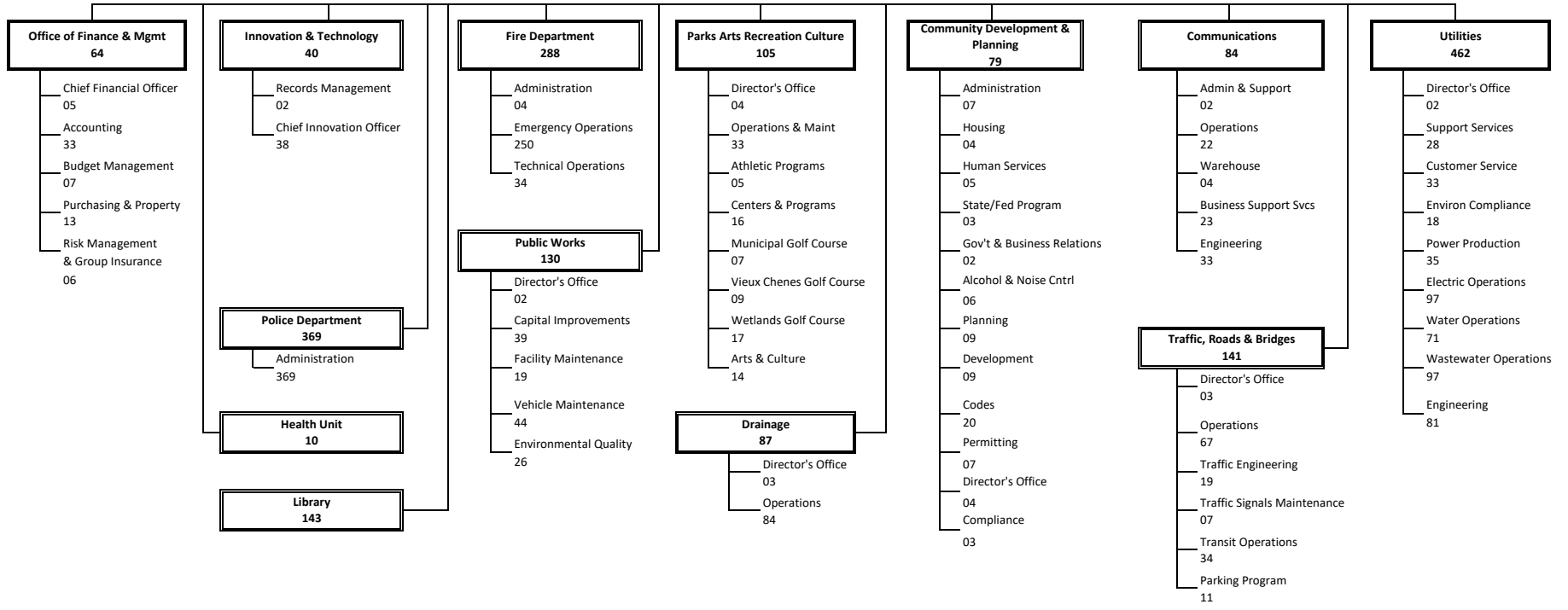
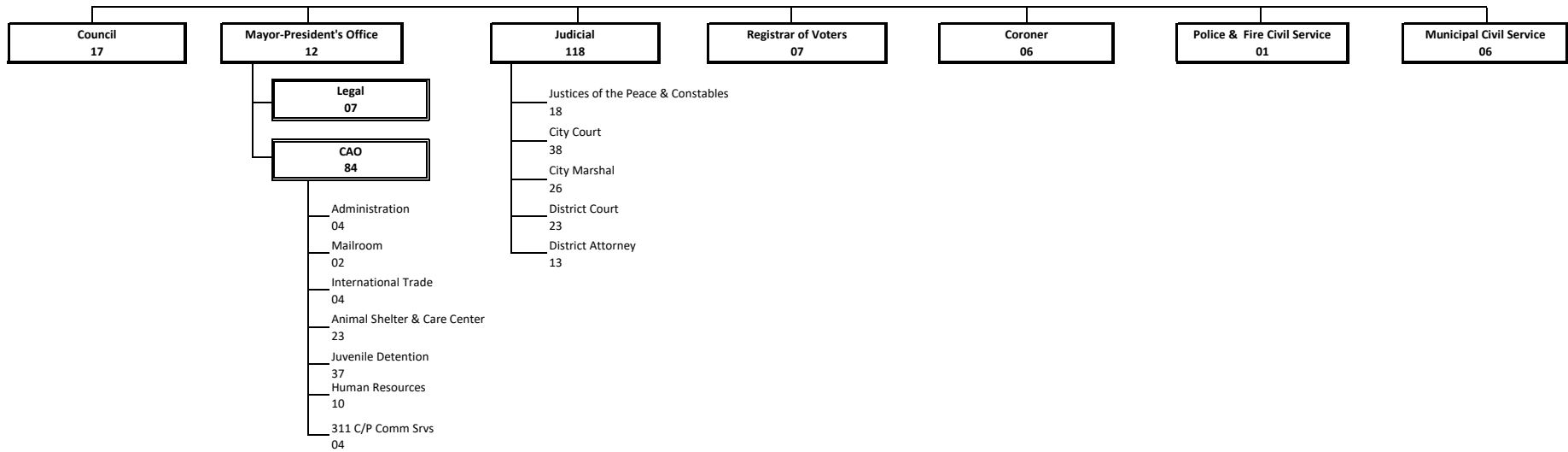


Sales of internet, cable television, and telephone are budgeted to increase 9.67% over current year projections. The system started providing retail services in 2009 and is expected to continue to grow as new customers add and transfer their service to the Communications System.

Lafayette Consolidated Government 2023 - 2024 Adopted Budget



LAFAYETTE CONSOLIDATED GOVERNMENT



62

Total Employee Strength
(Excluding Temporary)
2,260



**Lafayette Consolidated Government
2023-24 Adopted Budget
Personnel Strength Recap**

10/11/2023

Name of Department	Authorized as of 09/02/22	Authorized as of 07/07/23	Additional Authorization	Approved Authorization for 2023-24
Elected Officials/Judicial/Other	144	147	1	148
Elected Officials Executive	95	96	0	96
Legal Department	7	7	0	7
Finance & Management	61	64	0	64
Innovation & Technology	38	38	2	40
Police	363	364	5	369
Fire	285	285	3	288
Public Works	133	132	(2)	130
Drainage	90	91	(4)	87
Traffic, Roads & Bridges	137	141	0	141
Parks Arts Recreation Culture	100	105	0	105
Community Development & Planning	80	80	(1)	79
Other Budgetary Units	168	160	0	160
Utilities	454	457	5	462
Communications System	83	83	1	84
Totals	2,238	2,250	10	2,260



Lafayette Consolidated Government
2023-24 Adopted Budget
Summary of Revenues by Fund

Fund No.	Fund Name	Recurring Revenues	Non-Recurring Revenues	Interfund Transfers	FY 23/24	FY 22/23	Percent Change
					Adopted Revenues	Adopted Revenues	
---Operating Funds---							
101	General Fund-City	75,708,540	1,257,488	41,629,332	118,595,360	113,426,049	4.56%
105	General Fund-Parish	16,264,512	468,603	549,348	17,282,463	14,699,324	17.57%
201	Recreation & Parks Fund	3,596,509	0	1,569,733	5,166,242	5,559,145	-7.07%
202	Lafayette Science Museum	35,500	0	547,286	582,786	570,804	2.10%
203	Municipal Transit System	542,136	2,493,865	2,666,593	5,702,594	5,537,970	2.97%
204	HPAC-Commission	1,115,129	0	684,060	1,799,189	1,990,208	-9.60%
205	HPAC-Reserve	2,774,170	0	0	2,774,170	2,368,577	17.12%
206	Animal Shelter & Care Center	336,758	0	2,029,695	2,366,453	2,296,306	3.05%
207	Traffic Safety	163	0	0	163	33	393.94%
209	Combined Golf Courses	1,835,357	0	1,277,541	3,112,898	3,241,982	-3.98%
211	Golf Cart Fund	1,066,767	0	0	1,066,767	0	100.00%
241	Parish Parks & Recreation Fund	0	0	11,680	11,680	0	100.00%
255	Criminal Non-Support	781,114	0	0	781,114	726,811	7.47%
259	City Street, Road & Alley Fund	2,181,970	0	0	2,181,970	1,993,747	9.44%
260	Road & Bridge Maintenance	11,263,640	1,876,560	0	13,140,200	11,780,909	11.54%
261	Drainage Maintenance	8,709,861	100,842	0	8,810,703	7,914,305	11.33%
262	Correctional Center	5,339,016	132,660	2,335,893	7,807,569	7,552,686	3.37%
263	Library	12,778,247	181,347	0	12,959,594	10,729,178	20.79%
264	Courthouse Complex	6,215,099	150,408	0	6,365,507	5,642,321	12.82%
265	Juvenile Detention Facility	3,226,516	42,624	0	3,269,140	2,939,376	11.22%
266	Public Health Unit Maintenance	30,319	226,794	1,307,176	1,564,289	1,442,299	8.46%
267	War Memorial Building	0	0	325,367	325,367	286,742	13.47%
268	Criminal Court	605,405	5,113	0	610,518	727,698	-16.10%
269	Combined Public Health Fund	4,773,676	0	0	4,773,676	4,312,464	10.69%
270	Coroner	628,515	0	813,519	1,442,034	1,381,341	4.39%
271	Mosquito Abatement & Control-Parishwide	15,501	0	995,291	1,010,792	919,468	9.93%
273	Storm Water Management Fund	2,922,956	0	0	2,922,956	2,583,251	13.15%
274	Cultural Economy Fund	7,524	0	0	7,524	2,708	177.84%
275	Parshwide Strt, Drmage, Brdge Fd	37,680	0	0	37,680	20,202	86.52%
276	Parshwide Parks & Rec Proj Fd	7,261	0	0	7,261	4,268	70.13%
278	Police & Fire Resiliency Fund	114,510	0	0	114,510	24,945	359.05%
279	Parishwide Fire Protection	971,260	0	319,438	1,290,698	877,430	47.10%
296	Parking Garage Rev-Buchanan	88,631	0	159,157	247,788	345,002	-28.18%
297	Parking Program	641,810	0	495,730	1,137,540	899,068	26.52%
299	Codes & Permits	3,811,035	0	1,383,971	5,195,006	4,816,098	7.87%
	Sub-Total--Operating Funds	168,427,087	6,936,304	59,100,810	234,464,201.00	217,612,715	7.74%
---Debt Service Funds---							
352	Sales Tax Bond Sinking Fund-1961	13,103,498	0	(147,361)	12,956,137	13,203,112	-1.87%
353	Sales Tax Bond Reserve Fund-1961	74,547	0	0	74,547	92,000	-18.97%
354	Sales Tax Bond Sinking Fund-1985	9,277,594	0	0	9,277,594	10,257,273	-9.55%
355	Sales Tax Bond Reserve Fund-1985	43,029	0	0	43,029	80,000	-46.21%
356	Contingency Sinking-Parish	4,495,492	0	0	4,495,492	4,134,669	8.73%
357	2011 City Cert Of Indebt-HFarm	536,294	0	0	536,294	542,072	-1.07%
358	Limited Tax Refund Bds Sk	12,568	0	2,787,139	2,799,707	2,793,389	0.23%
	Sub-Total--Debt Service Funds	27,543,022	0	2,639,778	30,182,800	31,102,515	-2.96%
---Capital Project Fund---							
401	Sales Tax Capital Improvement-City	43,873,795	0	2,977,347	46,851,142	42,543,355	10.13%
---Internal Service Funds---							
605	Unemployment Compensation	0	0	89,000	89,000	89,000	0.00%
607	Group Hospitalization	26,599,239	0	0	26,599,239	27,898,357	-4.66%
614	Risk Management	10,871,342	0	0	10,871,342	9,773,401	11.23%
702	Central Vehicle Maintenance	9,290,345	0	0	9,290,345	7,820,711	18.79%
	Sub-Total Internal Service Funds	46,760,926	0	89,000	46,849,926	45,581,469	2.78%
---Trust & Agency Funds---							
227	Downtown Lafayette EDD	0	0	0	0	385	-100.00%
228	University Gateway EDD	0	0	0	0	403	-100.00%
229	Trappey EDD	0	0	0	0	27	-100.00%
230	Northway EDD	0	0	0	0	350	-100.00%
231	Holy Rosary Institute EDD	0	0	0	0	24	-100.00%
215	City Sales Tax Trust Fund-1961	440,069	0	221,908	661,977	497,852	32.97%
222	City Sales Tax Trust Fund-1985	433,112	0	152,526	585,638	484,837	20.79%
225	TIF Sales Tax Trust Fund-MM101	6,829	0	0	6,829	922	640.67%
226	TIF Sales Tax Trust Fund-MM103	1,607,203	0	0	1,607,203	1,082,205	48.51%
	Sub-Total--Trust & Agency Funds	2,487,213	0	374,434	2,861,647	2,067,005	38.44%
---Enterprise Funds---							
550	Environmental Services	19,491,666	0	0	19,491,666	18,994,288	2.62%
551	CNG Service Station	401,863	0	0	401,863	201,035	99.90%
	Sub-Total--Enterprise Funds	19,893,529	0	0	19,893,529	19,195,323	3.64%
	Sub-Total--General Government	308,985,572	6,936,304	65,181,369	381,103,245	358,102,382	6.42%
502	Utilities System	271,009,256	0	351,000	271,360,256	267,603,294	1.40%
532	Communications System	51,213,933	0	0	51,213,933	47,353,000	8.15%
	Total Revenues	631,208,761	6,936,304	65,532,369	703,677,434	673,058,676	4.55%



**Lafayette Consolidated Government
2023-24 Adopted Budget
Property Tax Summary
Previous, Current and Forthcoming Fiscal Years**

11/2/2023

Fiscal Year	Net Assessable Tax Roll	Adjusted Net Tax Due	Total Tax Collected	Uncollected Tax		Estimated Collectable Percent
				Amount	Percent	
CITY OF LAFAYETTE:						
2022 ACTUAL	\$1,542,822,415	28,324,891	\$28,038,735	286,156	1.01%	98.99%
2023 ACTUAL	1,599,085,838	28,113,403	29,992,668 *	(1,879,265)	-6.68%	106.68%
2024 PROJECTED	1,691,449,565	30,767,468	30,459,793	307,675	1.00%	99.00%
PARISH OF LAFAYETTE:						
2022 ACTUAL	2,214,956,938	56,949,112	\$57,842,418	(893,306)	-1.57%	101.57%
2023 ACTUAL	2,349,992,652	56,779,345	62,627,145 *	(5,847,800)	-10.30%	110.30%
2024 PROJECTED	2,478,895,433	62,614,547	61,988,402	626,145	1.00%	99.00%

* Represents amounts collected as of JUNE 30, 2023

**FY 2022-23 MILLAGE RATES ADOPTED BY THE CITY & PARISH COUNCILS
ADOPTED ON SEPTEMBER 19, 2023 BY CITY COUNCIL
ADOPTED ON NOVEMBER 2, 2023 BY PARISH COUNCIL**

Fund Property Tax Description	Millage Rate	
	Proposed	Revenue
101 General Alimony	5.67	\$ 9,590,519
101 Public Building Maintenance	1.13	\$ 1,911,338
101 Public Safety - Police/Fire	3.18	\$ 5,378,810
101 Public Safety - Police Salaries	3.00	\$ 5,074,349
101 Public Safety - Fire Salaries	2.00	\$ 3,382,899
105 General Alimony	1.625 or 3.25	\$ 4,550,269
201 Park Maintenance	1.92	\$ 3,247,583
259 Street Maintenance	1.29	\$ 2,181,970
260 Road & Bridge Maintenance	4.47	\$ 10,698,571
260 Road & Bridge Maintenance	0.075	\$ 179,506
261 Drainage Maintenance	3.58	\$ 8,568,430
262 Correctional Facility Maintenance	2.21	\$ 5,289,450
263 Library	4.75	\$ 11,368,727
264 Courthouse Maintenance	2.51	\$ 6,007,475
265 JDH Maintenance	1.25	\$ 2,991,770
269 Combined Public Health	1.98	\$ 4,738,964
273 Storm Water Management	1.18	\$ 2,824,231
279 Parishwide Fire Protection	0.405	\$ 969,334
356 Debt Service	1.85	\$ 4,427,820



Lafayette Consolidated Government
2023-24 Adopted Budget
Summary of Revenues by Source

10/26/2023

Sources of Revenues	Total Estimated Revenues	Less Interfund Transfers	Net Revenues Adopted	Non- Recurring Revenues	FY 23-24 Recurring Revenues
General Property Taxes	93,425,808		93,425,808		93,425,808
Sales Tax	110,613,699		110,613,699		110,613,699
Gross Receipts Business Tax	4,490,055		4,490,055		4,490,055
Licenses & Permits	8,018,964		8,018,964		8,018,964
Intergovernmental	6,936,304		6,936,304	6,936,304	0
Charges For Services	64,600,870		64,600,870		64,600,870
Fines & Forfeits	2,926,659		2,926,659		2,926,659
Utilities System Revenues	263,868,111		263,868,111		263,868,111
Communications System Revenues	50,800,000		50,800,000		50,800,000
Interest On Investments	9,366,501		9,366,501		9,366,501
Contribution fr Public Enterprises	2,430,410		2,430,410		2,430,410
Miscellaneous Revenues	20,667,684		20,667,684	0	20,667,684
Interfund Transfers	65,532,369	65,532,369	0		0
Total	703,677,434	65,532,369	638,145,065	6,936,304	631,208,761



Summary of Expenditures and Reserves by Department

11/2/2023

Department	Total Appropriation	Less	Less	Less	Less	FY 23-24 Net
		Interfund Transfers	Capital Outlays	Debt Service	Less Reserves	
Finance	43,946,725		14,125			4,915,627
General Accounts	73,933,684	31,966,289	434,729	30,413,135	361,500	10,758,031
Elected Officials & Related Offices	39,505,405		7,803,475			31,601,956
Legal	2,469,370		0			2,469,370
Dept of Innovation & Technology	12,152,968		6,537,549			5,615,419
Police	49,929,069		9,266,469			40,662,600
Fire	41,610,414		7,749,822			33,860,592
Public Works	59,980,850		25,197,383			26,429,260
Drainage	18,151,872		7,693,323			10,458,549
Traffic, Roads & Bridges	27,096,890		9,035,969			18,060,921
Parks Arts Recreation Culture	16,227,762	619,591	2,689,235			12,918,936
Community Development & Planning	9,162,429		1,999,008			7,163,421
Others	14,424,606		10,000			14,414,606
Subtotal	408,592,044	32,585,880	78,431,087	30,413,135	361,500	219,329,288
Utilities System	257,604,125	25,400,000	18,456,700	23,632,550	750,000	189,364,875
Communications System	44,012,719	4,050,000	391,000	12,647,181		26,924,538
Total	710,208,888	62,035,880	97,278,787	66,692,866	1,111,500	435,618,701

NOTES:

- Difference in interfund transfers is transfers from non-operating funds not reported in this budget.
- Capital Outlay on this schedule reflects new capital outlay from 2023-24 fiscal year revenues. This schedule includes grant capital and director's reserves reported in this budget. It does not include new capital from bond proceeds and prior year accumulated retained earnings. For this reason, the capital outlay amounts reported on this schedule do not reconcile to the capital numbers reported on the Budget Overview & Highlights Tab, the total capital in the Capital Appropriations Section and the capital numbers reported in the Five-Year Capital improvement Program Section.



Lafayette Consolidated Government

2023-24 Adopted Budget

Summary of Financial Sources and Uses - All Funds

11/09/2023

	ACTUAL FY 21-22	CUR BUDGET FY 22-23	ADOPTED FY 23-24
FINANCIAL SOURCES			
GENERAL PROPERTY TAXES	85,930,881	84,965,562	93,425,808
GENERAL SALES AND USE TAXES	110,201,920	108,842,859	110,613,699
OTHER TAXES	4,638,260	3,870,016	4,765,453
LICENSES AND PERMITS	7,619,375	7,132,895	8,018,964
INTERGOVERNMENTAL REVENUES	70,909,263	199,314,785	6,936,304
CHARGES FOR SERVICES	60,897,900	63,650,542	64,600,870
FINES AND FORFEITS	2,868,955	2,112,932	2,926,659
ELECTRIC RETAIL SALES	222,443,674	199,261,101	195,713,325
ELECTRIC WHOLESALE SALES	167,965	175,000	175,000
WATER SALES	22,637,865	24,496,897	26,046,487
WASTEWATER SALES	31,714,091	34,169,465	37,133,299
COMMUNICATION SALES	42,478,352	44,800,000	47,700,000
COMMUNICATION WHOLESALE SALES	2,859,059	2,400,000	3,000,000
INTEREST EARNINGS	(500,740)	2,134,250	9,366,501
IN LIEU OF TAX	24,185,668	27,800,000	28,600,000
OTHER REVENUES	12,853,653	35,593,146	14,283,571
MISCELLANEOUS REVENUES	13,095,004	61,668,313	14,289,125
LUS/LPPA/COMM A&G	4,198,132	4,168,146	4,572,605
SUBTOTAL	719,199,277	906,555,909	672,167,670
INTERNAL TRANSFERS IN	38,332,674	56,195,217	31,509,764
TOTAL FINANCIAL SOURCES	757,531,951	962,751,126	703,677,434
FINANCIAL USES			
PERSONNEL SALARIES	107,303,488	121,522,236	124,562,145
EMPLOYEE BENEFITS	19,094,079	20,112,972	18,851,237
RETIREMENT SYSTEM	25,905,500	27,369,144	27,975,863
RETIREE HEALTH INS	1,875,035	2,034,414	2,179,730
ACCRUED SICK/ANNUAL	2,696,502	2,209,326	2,012,404
PURCHASED SERVICES	125,114,233	159,856,800	162,428,775
INMATE MEDICAL/PERSC	178,916	0	0
MATERIALS & SUPPLIES	15,465,780	16,408,718	17,769,649
EXTERNAL APPROPRIATIONS	23,067,766	20,697,807	11,611,718
UNINSURED LOSSES	5,380,542	5,862,240	4,111,331
COGS PROD	147,977,916	128,740,096	113,494,939
MISCELLANEOUS EXPENSE	7,587,476	4,392,126	4,989,854



Lafayette Consolidated Government

2023-24 Adopted Budget

Summary of Financial Sources and Uses - All Funds

11/09/2023

	ACTUAL FY 21-22	CUR BUDGET FY 22-23	ADOPTED FY 23-24
ILOT	24,185,668	27,800,000	28,600,000
IMPUTED TAX	505,989	850,000	850,000
DEBT SERVICE	41,722,346	68,152,286	66,692,866
CAPITAL OUTLAY	147,042,096	375,476,338	62,848,920
SPECIAL EQUIP CAPITAL	12,534,709	23,278,982	15,447,700
RE CAPITAL	20,767,341	109,592,099	0
RESERVE NORMAL CAP & SPEC EQ	0	1,538,216	3,200,000
RESERVE FUTURE DEBT	0	13,629,327	5,504,797
FIRE/POLICE RETIREE COLA	961,939	1,039,400	1,048,000
PENSION MERGER COST	322,616	2,791,652	2,787,139
RESERVE-CAPITAL	0	101,258	361,500
RETAINED EARNINGS RE	0	22,475,637	0
RETAINED EARNINGS	0	14,701,253	0
SUBTOTAL	729,689,937	1,170,632,327	677,328,567
INTERNAL APPROPRIATIONS	34,938,811	51,952,486	28,750,741
RESERVES	8,762,475	9,971,143	4,129,580
TOTAL FINANCIAL USES	773,391,223	1,232,555,956	710,208,888
SURPLUS/(USE OF PY FUND BALANCE)	\$ (15,859,272)	\$ (269,804,830)	\$ (6,531,454)



City of Lafayette
2023-24 Adopted Budget
General Fund Pro Forma

	Actual	Budget	Projection	Adopted	Projected		
	FY 21-22	FY 22-23	FY 22-23	FY 23-24	FY 24-25	FY 25-26	FY 26-27
<i>Sales tax projected change</i>				0.00%	3.00%	3.00%	3.00%
Beginning Fund Balance	\$ 56,082,540		\$ 56,193,303	\$ 41,102,528	\$ 40,580,007	\$ 37,477,275	\$ 35,593,980
Estimated Revenues:							
Ad Valorem	25,079,277	23,152,222	24,662,604	25,337,915	26,098,052	26,880,994	27,687,424
Sales Taxes	35,569,899	35,445,573	35,741,076	35,740,075	36,812,277	37,916,646	39,054,145
Franchise & Other Taxes	2,279,417	2,144,772	2,393,309	2,393,309	2,417,242	2,441,415	2,465,829
Licenses/Permits	2,802,341	2,664,465	2,906,458	2,906,458	2,935,523	2,964,878	2,994,527
Federal/State Intergov.	1,212,495	779,298	773,002	1,257,488	1,295,213	1,334,069	1,374,091
Charges for Services	4,043,982	4,593,024	4,315,449	4,485,014	4,529,864	4,575,163	4,620,914
Fines & Forfeitures	1,877,333	983,168	1,921,416	1,916,729	1,935,896	1,955,255	1,974,808
Investment Income	(688,812)	275,422	1,018,738	1,165,719	1,177,376	1,189,150	1,201,041
Internal Transfers In	7,594,937	9,648,429	10,155,467	8,507,075	5,079,844	5,130,642	5,181,949
ILOT	24,185,668	27,800,000	28,632,565	28,600,000	28,600,000	28,600,000	28,600,000
LUS/LPPA/COMM A&G	3,684,959	3,427,614	3,841,580	3,672,257	3,672,257	3,672,257	3,672,257
Other Revenues	2,833,845	2,628,524	2,542,766	2,613,321	2,639,454	2,665,849	2,692,507
Total Revenues	110,475,341	113,542,511	118,904,430	118,595,360	117,193,000	119,326,319	121,519,493
Estimated Expenditures:							
Personnel Salaries	(49,264,954)	(53,023,462)	(52,066,683)	(56,021,358)	(56,021,358)	(56,021,358)	(56,021,358)
Employee Benefits	(7,861,072)	(8,310,419)	(8,310,419)	(7,915,090)	(8,073,392)	(8,234,860)	(8,399,557)
Retirement System	(14,556,520)	(15,277,527)	(15,282,978)	(16,540,435)	(16,705,839)	(16,872,898)	(17,041,627)
Retiree Health Insurance	(1,275,406)	(1,354,355)	(1,354,355)	(1,464,795)	(1,479,443)	(1,494,237)	(1,509,180)
Accrued Sick/Annual	(1,491,468)	(1,535,709)	(1,621,135)	(1,232,445)	(1,250,000)	(1,250,000)	(1,250,000)
Purchased Services	(15,866,039)	(14,581,360)	(18,691,258)	(15,910,861)	(16,229,078)	(16,553,660)	(16,884,733)
Materials & Supplies	(4,056,337)	(3,508,411)	(3,483,391)	(3,741,920)	(3,800,000)	(3,800,000)	(3,800,000)
Internal Appropriations	(10,229,114)	(21,699,064)	(22,915,271)	(8,054,758)	(8,296,401)	(8,545,293)	(8,801,652)
External Appropriations	(1,877,019)	(2,418,126)	(2,418,126)	(2,517,517)	(2,600,000)	(2,600,000)	(2,600,000)
Uninsured Losses	(2,520,584)	(2,817,037)	(4,017,037)	(1,880,063)	(2,000,000)	(2,000,000)	(2,000,000)
Fire/Police Retiree COLA	(961,939)	(1,039,400)	(1,039,400)	(1,048,000)	(1,048,000)	(1,048,000)	(1,048,000)
Pension Merger Cost	(322,616)	(2,791,652)	(2,791,652)	(2,787,139)	(2,788,721)	(2,785,809)	(2,782,047)
Miscellaneous	(81,510)	(3,500)	(3,500)	(3,500)	(3,500)	(3,500)	(3,500)
Total Expenditures	(110,364,578)	(128,360,022)	(133,995,205)	(119,117,881)	(120,295,733)	(121,209,614)	(122,141,653)
Net Increase/(Decrease)	110,763	(14,817,511)	(15,090,775)	(522,521)	(3,102,733)	(1,883,295)	(622,159)
Ending Fund Balance	\$ 56,193,303		\$ 41,102,528	\$ 40,580,007	\$ 37,477,275	\$ 35,593,980	\$ 34,971,820
Fund Balance as a Percentage of Expenditures - Minimum 20%				34.07%	31.15%	29.37%	28.63%



Parish of Lafayette
2023-24 Adopted Budget
General Fund Pro Forma

	Actual	Budget	Projection	Adopted	Projected		
	FY 21-22	FY 22-23	FY 22-23	FY 23-24	FY 24-25	FY 25-26	^{10/12/23} FY 26-27
<i>Sales tax projected change</i>				1.47%	2.00%	2.00%	2.00%
Beginning Fund Balance	\$ 4,232,478		\$ 4,216,877	\$ 2,902,151	\$ 2,846,716	\$ 2,841,896	\$ 2,881,134
Estimated Revenues:							
Ad Valorem	4,209,177	4,141,974	4,483,134	4,552,783	4,643,839	4,736,716	4,831,450
Sales Tax	7,057,164	6,616,313	6,800,000	6,900,000	7,038,000	7,178,760	7,322,335
Other Taxes	2,269,108	1,614,190	1,420,571	2,270,770	2,293,478	2,316,413	2,339,577
Licenses & Permits	577,609	522,367	525,306	524,796	540,540	556,756	573,459
Intergovernmental	411,906	295,266	463,744	468,603	450,000	450,000	450,000
Charges For Services	415,785	465,494	457,380	661,995	650,000	650,000	650,000
Fines & Forfeitures	105,979	121,624	107,460	107,460	100,000	100,000	100,000
Interest Income	(315,580)	6,802	584,683	903,954	100,000	100,000	100,000
Internal Transfers In	99,051	-	-	-	-	-	-
Other Revenues	136,652	525,762	519,079	342,754	340,000	340,000	340,000
LUS/LPPA/COMM A&G	367,890	389,532	406,521	549,348	550,000	550,000	550,000
Total Revenues	15,334,741	14,699,324	15,767,878	17,282,463	16,705,857	16,978,645	17,256,821
Estimated Expenditures:							
Personnel Salaries	(1,476,530)	(1,568,502)	(1,568,593)	(1,607,096)	(1,607,096)	(1,607,096)	(1,607,096)
Employee Benefits	(792,804)	(719,443)	(719,443)	(628,506)	(641,076)	(653,898)	(666,976)
Retirement System	(182,774)	(195,009)	(194,918)	(189,558)	(191,454)	(193,368)	(195,302)
Retiree Health Insurance	(52,240)	(69,750)	(69,750)	(75,563)	(76,319)	(77,082)	(77,853)
Accrued Sick/Annual	(4,234)	(3,006)	(3,006)	-	(5,000)	(5,000)	(5,000)
Purchased Services	(467,357)	(1,107,415)	(1,107,415)	(1,217,734)	(1,242,089)	(1,266,931)	(1,292,270)
Materials & Supplies	(10,062)	(17,511)	(17,511)	(17,661)	(18,000)	(18,000)	(18,000)
Internal Appropriations	(7,091,308)	(5,249,701)	(5,749,520)	(6,096,741)	(6,279,643)	(6,468,033)	(6,662,074)
External Appropriations	(4,873,435)	(4,275,846)	(4,275,846)	(5,230,437)	(5,200,000)	(5,200,000)	(5,200,000)
Uninsured Losses	(1,091)	-	-	-	-	-	-
Miscellaneous	(160,990)	(233,221)	(240,712)	(250,137)	(250,000)	(250,000)	(250,000)
Capital	(237,516)	(3,135,890)	(3,135,890)	(2,024,465)	(1,200,000)	(1,200,000)	(1,200,000)
Total Expenditures	(15,350,341)	(16,575,294)	(17,082,604)	(17,337,898)	(16,710,677)	(16,939,407)	(17,174,569)
Net Increase/(Decrease)	(15,600)	(1,875,970)	(1,314,726)	(55,435)	(4,820)	39,238	82,252
Ending Fund Balance	\$ 4,216,877		\$ 2,902,151	\$ 2,846,716	\$ 2,841,896	\$ 2,881,134	\$ 2,963,386



City of Lafayette
2023-24 Adopted Budget

Sales Tax Capital Fund 401 Pro Forma

	Budget	Projection	Adopted	Projected		
	FY 22-23	FY 22-23	FY 23-24	FY 24-25	FY 25-26	FY 26-27
				3.00%	3.00%	3.00%
<i>Sales tax projected change</i>						
Sales Tax Flow Summary						
1961 Sales Tax	\$ 55,081,963	\$ 56,300,566	\$ 55,761,495	\$ 57,434,340	\$ 59,157,370	\$ 60,932,091
1985 Sales Tax	46,191,103	46,354,865	46,384,864	47,776,410	49,209,702	50,685,993
Total Sales Tax Collections	101,273,066	102,655,431	102,146,359	105,210,750	108,367,072	111,618,084
Interest	186,689	453,096	452,097	461,139	470,362	479,769
Subtotal	101,459,755	103,108,527	102,598,456	105,671,889	108,837,434	112,097,853
Collection & Fiscal Agent	(986,689)	(1,167,454)	(995,239)	(1,015,144)	(1,027,287)	(1,039,589)
General Fund Revenues	(35,445,573)	(35,741,076)	(35,740,075)	(36,812,277)	(37,916,646)	(39,054,145)
Debt Service Requirements	(23,989,539)	(24,713,564)	(22,912,904)	(23,600,291)	(24,308,300)	(25,037,549)
Net Available for Capital PAYG	41,037,954	41,486,433	42,950,238	44,244,177	45,585,202	46,966,570
Source of Funds						
Sales Tax	\$ 41,037,954	\$ 41,486,433	\$ 42,950,238	\$ 44,244,177	\$ 45,585,202	\$ 46,966,570
Interest Income	166,790	919,609	919,609	200,000	200,000	200,000
Internal Transfers In	15,801,677	16,067,602	2,977,347	3,007,120	3,037,192	3,067,564
Miscellaneous Other	839	809	3,949	4,067	4,189	5,065
Use of Fund Balance	73,796,551	62,862,449	17,304,474	-	-	-
Amt Available for PAYG	130,803,811	121,336,902	64,155,617	47,455,365	48,826,584	50,239,199
Use of Funds						
Personnel Salaries	(2,853,079)	(2,853,079)	(3,029,721)	(3,029,721)	(3,029,721)	(3,029,721)
Employee Benefits	(408,817)	(408,817)	(364,783)	(372,079)	(379,520)	(387,111)
Retirement System	(615,924)	(615,924)	(626,834)	(633,102)	(639,433)	(645,828)
Accrued Sick/Annual	(130,944)	(130,944)	0	(100,000)	(100,000)	(100,000)
Purchased Services	(3,690,694)	(1,544,736)	(5,718,443)	(5,832,812)	(5,949,468)	(6,068,457)
Materials & Supplies	(87,751)	(87,751)	(87,751)	(88,000)	(88,000)	(88,000)
Internal Appropriations	(3,402,851)	(2,471,855)	(477,315)	(400,000)	(400,000)	(400,000)
External Appropriations	(148,450)	(148,450)	(190,939)	(50,000)	(50,000)	(50,000)
Uninsured Losses	(6,290)	(6,290)	(180,000)	-	-	-
Miscellaneous	(47,059)	(47,059)	(51,500)	(51,500)	(51,500)	(51,500)
Capital Outlay	(113,714,973)	(107,325,018)	(47,923,534)	(31,118,114)	(32,069,903)	(33,046,092)
Reserve Future Debt	(5,696,979)	(5,696,979)	(5,504,797)	(5,780,037)	(6,069,039)	(6,372,491)
Subtotal	(130,803,811)	(121,336,902)	(64,155,617)	(47,455,365)	(48,826,584)	(50,239,199)
Excess Revenues	\$ -	\$ -	\$ -	\$ -	\$ -	\$ -



City of Lafayette
2023-24 Adopted Budget
Lafayette Utilities System Pro Forma

	Current Budget	Projection	Adopted	Projected ^{10/12/23}		
	FY 22-23	FY 22-23	FY 23-24	FY 24-25	FY 25-26	FY 26-27
Operating Revenue						
Electric Retail Sales	\$ 106,144,012	\$ 106,144,012	\$ 107,404,818	\$ 111,294,695	\$ 112,008,712	\$ 112,725,186
Electric Retail Fuel Adj.	93,117,089	93,117,089	88,308,507	90,074,677	91,876,171	93,713,694
Electric Wholesale Sales	175,000	175,000	175,000	175,000	175,000	175,000
Water Sales	24,496,897	24,496,897	26,046,487	27,862,213	28,761,266	29,899,255
Wastewater Sales	34,169,465	34,169,465	37,133,299	40,831,306	41,000,483	42,790,562
Billing For Services	1,700,000	1,700,000	1,700,000	1,700,000	1,700,000	1,700,000
Interest Income	418,900	2,884,819	2,884,819	2,884,819	2,884,819	2,884,819
Miscellaneous Other	71,268,154	21,331,406	5,259,110	5,259,110	5,259,110	5,259,110
Total Operating Revenue	331,489,517	284,018,688	268,912,040	280,081,820	283,665,561	289,147,626
Operating Expenses						
Personnel Salaries	(29,029,579)	(29,037,179)	(29,917,568)	(29,917,568)	(29,917,568)	(29,917,568)
Employee Benefits	(4,113,303)	(4,113,303)	(3,901,693)	(3,979,727)	(4,059,321)	(4,140,508)
Retirement System	(5,421,089)	(5,421,089)	(5,346,149)	(5,399,610)	(5,453,607)	(5,508,143)
Retiree Health Insur	(494,057)	(494,057)	(511,495)	(516,610)	(521,776)	(526,994)
Accrued Sick/Annual	(202,852)	(202,852)	(485,326)	(500,000)	(500,000)	(500,000)
Purchased Services	(35,808,371)	(35,964,086)	(42,434,344)	(43,283,031)	(44,148,691)	(45,031,665)
Materials & Supplies	(6,596,920)	(6,581,220)	(7,809,264)	(8,000,000)	(8,000,000)	(8,000,000)
Uninsured Losses	(1,071,704)	(1,071,704)	(480,793)	(500,000)	(500,000)	(500,000)
COGS Prod	(111,615,536)	(111,615,536)	(96,253,216)	(101,065,877)	(106,119,171)	(111,425,129)
Miscellaneous	(2,183,799)	(2,272,167)	(2,975,027)	(2,975,027)	(2,975,027)	(2,975,027)
ILOT	(24,600,000)	(24,600,000)	(25,400,000)	(25,400,000)	(25,400,000)	(25,400,000)
Total Operating Expenses	(221,137,210)	(221,373,193)	(215,514,875)	(221,537,450)	(227,595,161)	(233,925,034)
Other Income/(Expense)						
Normal Cap. & Spec. Eq.	(22,911,783)	(21,870,131)	(15,256,700)	(16,019,535)	(16,820,512)	(17,661,537)
Principal fr Internal Loans	1,738,796	1,738,796	1,808,348	1,880,682	1,955,909	2,034,145
Interest fr Internal Loans	696,379	696,379	639,868	581,097	519,975	456,408
Principal on LT Debt	(16,945,000)	(16,945,000)	(17,400,000)	(17,880,000)	(18,375,000)	(18,875,000)
Interest on LT Debt	(6,705,100)	(6,705,100)	(6,232,550)	(5,744,300)	(5,239,250)	(4,716,950)
Total Other	(44,126,708)	(43,085,056)	(36,441,034)	(37,182,056)	(37,958,878)	(38,762,934)
Total Use of Operating Cash	(265,263,918)	(264,458,249)	(251,955,909)	(258,719,507)	(265,554,038)	(272,687,968)
Cash Available for Capital & New Debt Service	\$ 66,225,599	\$ 19,560,439	\$ 16,956,131	\$ 21,362,313	\$ 18,111,523	\$ 16,459,658



City of Lafayette
2023-24 Adopted Budget
Communications System Pro Forma

	Current Budget	Projection	Adopted	Projected		^{10/12/23}
	FY 22-23	FY 22-23	FY 23-24	FY 24-25	FY 25-26	FY 26-27
Operating Revenue						
Retail Sales	\$ 44,800,000	\$ 43,194,839	\$ 47,700,000	\$ 49,369,500	\$ 51,097,433	\$ 52,885,843
Wholesale Sales	2,400,000	3,025,496	3,000,000	3,200,000	3,200,000	3,200,000
Interest Income	3,000	413,933	413,933	200,000	204,000	208,080
Miscellaneous	37,102,280	37,052,280	100,000	141,000	141,000	141,000
Total Operating Revenue	84,305,280	83,686,548	51,213,933	52,910,500	54,642,433	56,434,923
Operating Expenses						
Personnel Salaries	(4,747,661)	(4,747,661)	(5,004,132)	(5,004,132)	(5,004,132)	(5,004,132)
Employee Benefits	(718,157)	(718,157)	(706,261)	(720,386)	(734,794)	(749,490)
Retirement System	(870,604)	(870,604)	(897,978)	(906,958)	(916,027)	(925,188)
Retiree Health Insur	-	-	(5,813)	(5,871)	(5,930)	(5,989)
Prof/Technical Services	(7,912,903)	(7,897,740)	(8,029,867)	(8,088,274)	(8,250,039)	(8,415,040)
Materials & Supplies	(184,087)	(182,087)	(186,837)	(200,000)	(200,000)	(200,000)
Uninsured Losses	(1,250)	(1,250)	-	-	-	-
Cost of Production	(11,805,434)	(11,822,597)	(11,922,597)	(12,161,049)	(12,404,270)	(12,652,355)
Imputed Tax Expense	(850,000)	(850,000)	(850,000)	(867,000)	(884,340)	(902,027)
Miscellaneous	(303,005)	(303,005)	(371,053)	(371,053)	(371,053)	(371,053)
ILOT - City General Fund	(3,200,000)	(3,200,000)	(3,200,000)	(3,200,000)	(3,200,000)	(3,200,000)
Total Operating Expenses	(30,593,101)	(30,593,101)	(31,174,538)	(31,524,723)	(31,970,586)	(32,425,274)
Income Before Debt Service	53,712,179	53,093,447	20,039,395	21,385,777	22,671,847	24,009,648
Other Income/(Expense)						
Normal/Special Equipment	(37,319,479)	(37,319,479)	(191,000)	(200,550)	(210,578)	(221,106)
Principal/Internal Debt	(1,738,796)	(1,738,796)	(1,808,348)	(1,880,682)	(1,955,909)	(2,034,145)
Principal on LT Debt	(6,470,000)	(6,470,000)	(7,105,000)	(7,715,000)	(8,120,000)	(8,485,000)
Interest on LT Debt	(3,396,765)	(3,396,765)	(3,093,965)	(2,762,565)	(2,406,865)	(2,042,565)
Interest/Internal Debt	(696,379)	(696,379)	(639,868)	(581,097)	(519,975)	(456,408)
Total Other	(49,621,419)	(49,621,419)	(12,838,181)	(13,139,894)	(13,213,327)	(13,239,224)
Cash Available For Capital	\$ 4,090,760	\$ 3,472,028	\$ 7,201,214	\$ 8,245,883	\$ 9,458,520	\$ 10,770,423



	FY 2022-23 (Estimated)					FY 2023-24 Adopted					
	Beginning Fund Balance FY 2022-23	Estimated Revenues FY 2022-23	Estimated Expenses FY 2022-23	Estimated Operating Subsidies	Change in Fund Balance	Beginning Fund Balance FY 2023-24	Estimated Revenues FY 2023-24	Estimated Expenses FY 2023-24	Estimated Operating Subsidies	Change in Fund Balance	Ending Fund Balance FY 2023-24
Governmental Funds:											
101 General Fund - City	56,193,303	118,904,430	133,995,205	-	(15,090,775)	41,102,528	118,595,360	119,117,881	-	(522,521)	40,580,007
105 General Fund - Parish	4,216,877	15,767,878	17,082,604	-	(1,314,726)	2,902,151	17,282,463	17,337,898	-	(55,435)	2,846,716
201 City Parks & Recreation	-	3,519,128	5,559,772	2,040,644	-	-	3,596,509	5,166,242	1,569,733	-	-
202 Lafayette Science Museum	-	-	570,804	570,804	-	-	35,500	582,786	547,286	-	-
203 Municipal Transit System	-	2,942,955	5,673,226	2,730,271	-	-	3,036,001	5,702,594	2,666,593	-	-
204 Heymann Perf Arts Ctr - Comm	-	1,179,982	1,990,208	810,226	-	-	1,734,720	1,799,189	64,469	-	-
205 Heymann Perf Arts Ctr - Reserve	-	1,618,696	1,618,696	-	-	-	2,774,170	2,774,170	-	-	-
206 Animal Shelter & Care Center	1,600,043	2,883,417	2,862,075	-	21,342	1,621,385	2,366,453	2,651,725	-	(285,272)	1,336,113
207 Traffic Safety	13,498	163	-	-	163	13,661	163	-	-	163	13,824
209 Combined Golf Courses	-	2,746,889	3,250,696	503,807	-	-	2,540,624	3,112,898	572,274	-	-
211 Golf Cart Fund	-	-	-	-	-	-	1,066,767	1,066,767	-	-	-
215 City Sales Tax Trust - 1961	-	628,947	628,947	-	-	-	661,977	661,977	-	-	-
222 City Sales Tax Trust - 1985	-	534,025	534,025	-	-	-	585,638	585,638	-	-	-
225 TIF Sales Tax Trust - MM101	661,629	6,829	129,919	-	(123,090)	538,539	6,829	-	-	6,829	545,368
226 TIF Sales Tax Trust - MM103	4,011,082	1,607,203	4,315,588	-	(2,708,385)	1,302,697	1,607,203	2,409,900	-	(802,697)	500,000
241 Parish Parks & Recreation	90,320	-	51,000	-	(51,000)	39,320	-	51,000	11,680	(39,320)	-
255 Criminal Non-Support	-	726,811	726,811	-	-	-	781,114	781,114	-	-	-
259 City Street, Road & Alley Fund	-	2,119,983	1,859,344	-	260,639	260,639	2,181,970	2,442,609	-	(260,639)	-
260 Road & Bridge Maintenance	14,825,357	12,948,497	26,213,027	-	(13,264,530)	1,560,827	13,140,200	14,701,027	-	(1,560,827)	-
261 Drainage Maintenance	6,861,219	8,682,098	12,963,911	-	(4,281,813)	2,579,406	8,810,703	11,390,109	-	(2,579,406)	-
262 Correctional Center	-	5,399,519	11,254,637	5,855,118	-	-	5,471,676	7,807,569	2,335,893	-	-
263 Library	30,090,792	12,288,921	30,234,551	-	(17,945,630)	12,145,162	12,959,594	11,998,302	-	961,292	13,106,454
264 Courthouse Complex	13,012,412	6,279,236	17,588,187	-	(11,308,951)	1,703,461	6,365,507	6,012,652	-	352,855	2,056,316
265 Juvenile Detention Facility	4,216,240	3,253,704	3,950,568	-	(696,864)	3,519,376	3,269,140	3,482,934	-	(213,794)	3,305,582



	FY 2022-23 (Estimated)					FY 2023-24 Adopted					
	Beginning Fund Balance FY 2022-23	Estimated Revenues FY 2022-23	Estimated Expenses FY 2022-23	Estimated Operating Subsidies	Change in Fund Balance	Beginning Fund Balance FY 2023-24	Estimated Revenues FY 2023-24	Estimated Expenses FY 2023-24	Estimated Operating Subsidies	Change in Fund Balance	Ending Fund Balance FY 2023-24
Governmental Funds (Continued):											
266 Public Health Unit Maintenance	2,031,573	674,784	1,767,909	-	(1,093,125)	938,448	1,564,289	1,668,491	-	(104,202)	834,246
267 War Memorial	-	-	286,742	286,742	-	-	-	325,367	325,367	-	-
268 Criminal Court	108,691	580,294	688,985	-	(108,691)	-	610,518	610,518	-	-	-
269 Combined Public Health	1,174,586	5,075,738	4,058,055	-	1,017,683	2,192,269	4,773,676	4,519,215	-	254,461	2,446,730
270 Coroner	-	501,004	1,391,642	890,638	-	-	628,515	1,442,034	813,519	-	-
271 Mosquito Abatement & Control	868,809	665,684	1,017,956	-	(352,272)	516,537	1,010,792	1,018,219	-	(7,427)	509,110
273 Storm Water Management	6,915,501	2,881,962	8,876,774	-	(5,994,812)	920,689	2,922,956	3,806,827	-	(883,871)	36,818
274 Cultural Economy	615,308	7,524	373,832	-	(366,308)	249,000	7,524	34,892	-	(27,368)	221,632
275 Parishwide Streets, Drainage, Bridge	2,473,020	37,680	2,449,597	-	(2,411,917)	61,103	37,680	-	-	37,680	98,783
276 Parishwide Parks & Rec Project	576,370	7,261	550,543	-	(543,282)	33,088	7,261	20,133	-	(12,872)	20,216
278 Police & Fire Resiliency	9,030,533	114,510	4,399,597	-	(4,285,087)	4,745,446	114,510	3,536,541	-	(3,422,031)	1,323,415
279 Parishwide Fire Protection	78,911	957,888	921,592	-	36,296	115,207	971,260	1,405,905	319,438	(115,207)	-
296 Buchanan Parking Garage	-	88,631	259,303	170,672	-	-	88,631	247,788	159,157	-	-
297 Parking Program	-	586,090	899,068	312,978	-	-	641,810	1,137,540	495,730	-	-
299 Codes & Permits	-	3,809,582	4,854,478	1,044,896	-	-	3,811,035	5,195,006	1,383,971	-	-
352 Sales Tax Bond Sinking - 1961	6,645,733	13,754,194	13,143,383	-	610,811	7,256,544	12,956,137	13,016,137	-	(60,000)	7,196,544
353 Sales Tax Bond Reserve - 1961	7,426,781	74,547	74,547	-	-	7,426,781	74,547	74,547	-	-	7,426,781
354 Sales Tax Bond Sinking - 1985	3,712,500	10,678,156	11,160,588	-	(482,432)	3,230,068	9,277,594	9,322,594	-	(45,000)	3,185,068
355 Sales Tax Bond Reserve - 1985	7,218,610	43,029	43,029	-	-	7,218,610	43,029	43,029	-	-	7,218,610
356 Contingency Sinking - Parish	4,332,299	4,344,119	5,298,962	-	(954,843)	3,377,456	4,495,492	5,144,382	-	(648,890)	2,728,566
357 2011 City Cert of Indebt - Hfarm	363,506	542,554	529,149	-	13,405	376,911	536,294	531,812	-	4,482	381,393
358 Limited Tax Ref Bds Sk	504,895	12,568	2,802,565	2,791,652	1,655	506,550	12,568	2,789,739	2,787,139	9,968	516,518
401 Sales Tax Cap Improv - City	80,174,881	58,474,453	121,336,902	-	(62,862,449)	17,312,432	46,851,142	64,155,617	-	(17,304,475)	7,957
Total Governmental Funds	<u>270,045,279</u>	<u>307,951,563</u>	<u>470,238,999</u>	<u>18,008,448</u>	<u>(144,278,988)</u>	<u>125,766,291</u>	<u>300,307,541</u>	<u>341,683,314</u>	<u>14,052,249</u>	<u>(27,323,524)</u>	<u>98,442,767</u>



	FY 2022-23 (Estimated)			FY 2023-24 Adopted		
	Operating Revenue FY 2022-23	Use of Operating Revenue FY 2022-23	Annual Cash Available for Capital & Debt	Operating Revenue FY 2023-24	Use of Operating Revenue FY 2023-24	Annual Cash Available for Capital & Debt
Enterprise Funds:						
502 Utilities System	286,453,863	266,893,424	19,560,439	271,360,256	254,404,125	16,956,131
532 Communications System	83,686,548	80,214,520	3,472,028	51,213,933	44,012,719	7,201,214
550 Environmental Services	19,623,595	20,443,800	(820,205)	19,491,666	19,182,692	308,974
551 CNG Services Station	401,863	247,453	154,410	401,863	254,884	146,979
Total Enterprise Funds	390,165,869	367,799,197	22,366,672	342,467,718	317,854,420	24,613,298

	FY 2022-23 (Estimated)			FY 2023-24 Adopted		
	Operating Revenue FY 2022-23	Use of Operating Revenue FY 2022-23	Annual Cash Available for Capital & Debt	Operating Revenue FY 2023-24	Use of Operating Revenue FY 2023-24	Annual Cash Available for Capital & Debt
Internal Service Funds:						
605 Unemployment Compensation	89,000	89,000	-	89,000	89,000	-
607 Group Hospitalization	28,278,705	27,898,357	380,348	26,599,239	28,077,806	(1,478,567)
614 Risk Mgmt - General Gov't	10,024,697	9,903,401	121,296	10,871,342	10,871,342	-
702 Central Vehicle Maintenance	9,289,696	8,251,005	1,038,691	9,290,345	8,433,006	857,339
Total Internal Service Funds	47,682,098	46,141,763	1,540,335	46,849,926	47,471,154	(621,228)



Allocation Schedule Summary

ACCT # ACCOUNT DESCRIPTION	*	Allocation %		FY 24 ADOPTED BUDGET ALLOCATED AMOUNTS						
		Adopted		CITY	PARISH	CITY	PARISH	CITY	PARISH	TOTAL
		CITY	PARISH							
				101	105					
FINANCE & MANAGEMENT										
0100 Chief Financial Officer	1	0.82	0.18	592,559	128,240	-	-	-	720,799	
0120 Accounting	1	0.82	0.18	1,831,246	396,311	-	-	-	2,227,557	
0140 Budget Management	1	0.82	0.18	718,685	155,535	-	-	-	874,220	
0150 Purchasing and Property Mgt	1	0.82	0.18	567,191	122,749	-	-	-	689,940	
0170 Gen'l Accts: Dev & Planning Transfer	6	0.80	0.20	457,427	111,316	-	-	-	568,743	
0170 Gen'l Accts: Dev & Planning Transfer - Planning	17	0.80	0.20	655,670	-	-	159,558	-	815,228	
0170 Gen'l Accts: Unemp Comp Transfer	3	0.70	0.30	45,411	19,589	-	-	-	65,000	
0170 Gen'l Accts: Contractual Services	6	0.80	0.20	23,726	5,774	-	-	-	29,500	
0170 Gen'l Accts: Contractual Srvs-800 Mhz Mtc	6	0.80	0.20	36,192	8,808	-	-	-	45,000	
0170 Gen'l Accts: LEDA	6	0.80	0.20	100,535	24,465	-	-	-	125,000	
0170 Gen'l Accts: ONE ACADIANA	6	0.80	0.20	-	-	-	-	-	-	
0170 Gen'l Accts: LCVC	6	0.80	0.20	201,069	48,931	-	-	-	250,000	
0170 Gen'l Accts: Insurance Premiums	6	0.80	0.20	419,214	102,016	-	-	-	521,230	
0170 Gen'l Accts: Auditing Fees-Advisory Fees	6	0.80	0.20	1,005	245	-	-	-	1,250	
0171 Gen'l Accts-Other: Duplicating Costs	6	0.80	0.20	26,409	6,427	-	-	-	32,836	
0171 Gen'l Accts-Other: Annual Report	6	0.80	0.20	12,064	2,936	-	-	-	15,000	
0171 Gen'l Accts-Other: Contractual Serv	6	0.80	0.20	10,785	2,624	-	-	-	13,409	
0171 Gen'l Accts-Other: Governmental Relations	6	0.80	0.20	68,524	16,676	-	-	-	85,200	
0171 Gen'l Accts-Other: Printing and Binding	6	0.80	0.20	639	156	-	-	-	795	
0171 Gen'l Accts-Other: Conventions	6	0.80	0.20	3,157	768	-	-	-	3,925	
2180 Risk Management	6	0.80	0.20	391,555	95,286	-	-	-	486,841	
ELECTED OFFICIALS										
1100 Council Office	6	0.80	0.20	732,461	178,246	-	-	-	910,707	
1200 Mayor-President's Office	6	0.80	0.20	1,016,876	247,459	-	-	-	1,264,335	
1210 CAO Administration	6	0.80	0.20	395,219	96,177	-	-	-	491,396	
1217 International Trade	6	0.80	0.20	370,456	90,151	-	-	-	460,607	
1218 Mail Room	6	0.80	0.20	64,242	15,633	-	-	-	79,875	
2161 CAO-Human Resources	7	0.76	0.24	630,816	196,091	-	-	-	826,907	
2163 Communications/311	10	0.84	0.16	169,733	31,682	-	-	-	201,415	
1400 Legal Department	6	0.80	0.20	1,460,213	355,346	-	-	-	1,815,559	
INNOVATION AND TECHNOLOGY DEPARTMENT										
2110 Record's Management	10	0.84	0.16	108,993	20,345	-	-	-	129,338	
2910 Innovation Services	10	0.84	0.16	4,623,123	862,958	-	-	-	5,486,081	
FIRE DEPARTMENT										
4100 Administration	11	0.94	0.06	1,182,353	78,071	-	-	-	1,260,424	
4131 Communications	11	0.94	0.06	1,407,517	92,938	-	-	-	1,500,455	
4121 HAZMAT	12	0.73	0.27	98,972	36,827	-	-	-	135,799	
PUBLIC WORKS DEPARTMENT										
5100 Director's Office	26	0.80	0.20	-	54,530	218,118	-	-	272,648	
5131 Engineering, Design & Dev	13	0.65	0.35	-	-	1,019,251	548,828	-	1,568,079	
5132 Right of Way	14	0.59	0.41	-	-	250,769	174,264	-	425,033	
5133 Estimates & Administration	15	0.70	0.30	-	-	214,478	91,919	-	306,397	
5134 Project Control	16	0.80	0.20	-	-	1,261,004	315,251	-	1,576,255	
5141 Facility Maint-Admin	17	0.80	0.20	477,767	-	-	116,266	-	594,033	
5142 Facility Maint-Buildings	6	0.80	0.20	462,028	112,435	-	-	-	574,463	
5143 City Hall Maint.	6	0.80	0.20	666,900	162,291	-	-	-	829,191	
5148 Chenier Center Maint.	6	0.80	0.20	360,666	87,769	-	-	-	448,435	



Allocation Schedule Summary

ACCT # ACCOUNT DESCRIPTION	Allocation %		FY 24 ADOPTED BUDGET ALLOCATED AMOUNTS						
	Adopted		CITY	PARISH	CITY	PARISH	CITY/ Spec	PARISH Spec	TOTAL
	CITY	PARISH							
		*			101	105			
TRAFFIC, ROAD & BRIDGE DEPARTMENT									
1211 Small Business Support Svcs	6	0.80 0.20			40,818	9,933	-	-	50,751
5910 Traffic Engineering Dev	18	0.80 0.20			-	-	477,315	116,155	593,470
5910 Traffic Engineering Dev	18	0.80 0.20			-	-	137,748	33,521	171,269
5911 Traffic Engineering Maint	19	0.66 0.34			537,476	-	-	280,969	818,445
5930 Traffic Signal Maint.	24	0.99 0.01			965,722	-	-	9,286	975,008
COMMUNITY DEVELOPMENT AND PLANNING DEPARTMENT									
8120 Counseling Services	6	0.80 0.20			84,086	20,463	-	-	104,549
8166 Grant Administration	6	0.80 0.20			648,454	157,802	-	-	806,256
5901 Planning	21	0.56 0.44			92,515	-	-	71,768	164,283
9035 Alcohol & Noise Control	25	0.92 0.08			304,294	25,311	-	-	329,605
OTHERS									
9100 Municipal Civil Service	22	0.66 0.34			368,634	187,184	-	-	555,818
TOTAL ALLOCATED COST					23,594,095	4,313,962	3,360,565	1,917,785	33,186,407

- * Allocation Method
- 1 Budgeted Expenditures
 - 2 ~~Direct - City Fund 101~~
 - 3 # of Employees ex Utilities
 - 4 ~~Direct - Parish Fund 105~~
 - 5 Direct Charge
 - 6 Non-Dedicated Property & Sales Tax Revenue
 - 7 # of Employees
 - 8 ~~Direct - Parish Spec Rev Fund~~
 - 9 ~~Direct Assignment for Repeat Offender Program~~
 - 10 Non-Dedicated Sales Taxes
 - 11 Fire Ops Respread
 - 12 Hazmat Responses
 - 13 Est % of Staff Time (5131)
 - 14 Est % of Staff Time (5132)
 - 15 Est % of Staff Time (5133)
 - 16 Est % of Staff Time (5134)
 - 17 (SP) Non-Dedicated Property and Sales Tax Revenue
 - 18 (SC-SP) Non-Dedicated Property and Sales Tax Revenue
 - 19 Traffic Signs
 - 20 ~~Direct - City CIP/Special Fund~~
 - 21 Population (Parish Special)
 - 22 # of Employees (Civil Svc)
 - 23 ~~# of Parks/Rec FTEs~~
 - 24 Traffic Signals
 - 25 Alcohol Permits
 - 26 Est % of Staff Time (5100)



SCHEDULE OF REVENUES BY SOURCE



**LAFAYETTE CONSOLIDATED GOVERNMENT
2023 - 2024 ADOPTED BUDGET
ANNUAL BUDGET FOR REVENUES BY SOURCE**

<u>CODE</u>		<u>REVENUE</u>	<u>ACTUAL FY 21-22</u>	<u>CUR BUDGET FY 22-23</u>	<u>ACTUAL AT 4/30/2023</u>	<u>PROJECTED FY 22-23</u>	<u>ADOPTED FY 23-24</u>	<u>ADOPTED VS CURRENT</u>
GENERAL PROPERTY TAXES			85,930,881	84,965,562	91,893,208	92,251,888	93,425,808	9.96 %
1010999	40000-0	GEN ALIMONY MILLAGE-CITY	8,748,397	8,763,203	9,318,055	9,343,907	9,590,519	9.44 %
1010999	40002-0	STREET MAINTENANCE MILLAGE	1,990,377	0	0	0	0	0.00 %
2590999	40002-0	STREET MAINTENANCE MILLAGE	0	1,993,747	2,119,983	2,119,983	2,181,970	9.44 %
1010999	40004-0	PUBLIC BLDG MAINT MILLAGE	1,743,509	1,746,461	1,857,041	1,862,224	1,911,338	9.44 %
1010999	40006-0	PUB SAFETY-POL/FIRE MILLAGE	4,897,101	4,914,814	5,226,002	5,231,189	5,378,810	9.44 %
1010999	40008-0	PUB SAFETY-POL SAL MILLAGE	4,619,943	4,636,654	4,930,255	4,935,119	5,074,349	9.44 %
1010999	40010-0	PUB SAFETY-FIRE SAL MILLAGE	3,079,950	3,091,090	3,287,353	3,290,165	3,382,899	9.44 %
1050999	40012-0	GEN ALIMONY MILLAGE-PARISH	4,206,524	4,136,863	4,480,620	4,480,620	4,550,269	9.99 %
2010999	40014-0	PARK MAINTENANCE MILLAGE	2,959,460	2,967,434	3,155,320	3,161,172	3,247,583	9.44 %
2600999	40016-0	RD & BRDG MAINT MILLAGE	9,829,896	9,680,216	10,537,300	10,537,300	10,698,571	10.52 %
2610999	40018-0	DRAINAGE MAINT MILLAGE	7,872,712	7,752,835	8,439,271	8,439,271	8,568,430	10.52 %
2620999	40020-0	CORR FAC MAINT MILLAGE	4,859,973	4,785,968	5,209,718	5,209,718	5,289,450	10.52 %
2630999	40022-0	LIBRARY MILLAGE	10,731,526	10,286,583	11,503,812	11,503,812	11,368,727	10.52 %
2640999	40024-0	COURTHOUSE MAINT MILLAGE	5,519,700	5,435,647	5,916,920	5,916,920	6,007,475	10.52 %
2650999	40026-0	JDH MAINT MILLAGE	2,748,933	2,706,996	2,946,752	2,946,752	2,991,770	10.52 %
2690999	40029-0	COMBINED PUB HEALTH MILLAGE	4,357,653	4,287,881	4,667,529	5,040,315	4,738,964	10.52 %
3560999	40032-0	DEBT SERVICE MILLAGE	4,068,500	4,111,465	4,361,137	4,276,447	4,427,820	7.69 %
2730999	40034-0	STORM WATER MGMT MILLAGE	2,594,915	2,555,404	2,781,659	2,781,659	2,824,231	10.52 %
2600999	40037-0	ROADS & BRIDGES MAINT MILLAGE	164,931	162,420	176,800	176,800	179,506	10.52 %
2790999	40038-0	FIRE PROTECTION MILLAGE	887,154	877,067	954,722	954,722	969,334	10.52 %
1050999	40100-0	AD VALOREM TAXES-PY	2,653	5,111	1,387	2,514	2,514	-50.81 %
2600999	40100-0	AD VALOREM TAXES-PY	12,640	21,423	5,696	11,028	11,028	-48.52 %
2610999	40100-0	AD VALOREM TAXES-PY	6,682	11,392	3,096	5,849	5,849	-48.66 %
2620999	40100-0	AD VALOREM TAXES-PY	4,069	6,965	1,896	3,560	3,560	-48.89 %
2630999	40100-0	AD VALOREM TAXES-PY	10,006	4,500	4,514	8,874	8,874	97.20 %
2640999	40100-0	AD VALOREM TAXES-PY	4,683	7,991	2,170	4,100	4,100	-48.69 %
2650999	40100-0	AD VALOREM TAXES-PY	2,338	3,991	1,083	2,047	2,047	-48.71 %
2690999	40100-0	AD VALOREM TAXES-PY	6,656	11,441	3,117	5,821	5,821	-49.12 %
GENERAL SALES AND USE TAXES			110,201,920	108,842,859	46,204,281	111,022,771	110,613,699	1.63 %
1050999	40200-0	SALES TAX-1% PARISHWIDE	7,057,164	6,616,313	2,841,107	6,800,000	6,900,000	4.29 %
1010999	40205-1961	SALES TAX REVENUES-CITY-1961	19,351,950	19,278,687	8,283,024	19,516,873	19,515,873	1.23 %
2150999	40205-1961	SALES TAX REVENUES-CITY-1961	277,589	400,000	84,204	365,971	400,000	0.00 %
3520999	40205-1961	SALES TAX REVENUES-CITY-1961	13,134,978	13,198,228	6,520,981	13,606,833	12,956,137	-1.83 %
3570999	40205-1961	SALES TAX REVENUES-CITY-1961	535,756	538,072	268,818	538,072	531,812	-1.16 %
4010999	40205-1961	SALES TAX REVENUES-CITY-1961	21,974,294	21,666,976	8,467,689	22,272,817	22,357,673	3.19 %
1010999	40205-1985	SALES TAX REVENUES-CITY-1985	16,217,949	16,166,886	6,680,543	16,224,203	16,224,202	0.35 %
2220999	40205-1985	SALES TAX REVENUES-CITY-1985	232,938	400,000	68,872	348,387	400,000	0.00 %
3540999	40205-1985	SALES TAX REVENUES-CITY-1985	11,173,849	10,253,239	5,565,719	10,568,659	9,168,097	-10.58 %
4010999	40205-1985	SALES TAX REVENUES-CITY-1985	18,698,280	19,370,978	6,739,021	19,213,616	20,592,565	6.31 %
2260999	40210-0	SALES TAXES-TIF	1,547,173	953,480	684,303	1,567,340	1,567,340	64.38 %
OTHER TAXES			4,638,260	3,870,016	1,164,860	3,915,204	4,765,453	23.14 %
1010999	40300-0	GAS FRANCHISE TAX	1,191,146	1,077,647	726,910	1,345,675	1,345,675	24.87 %
1010999	40305-0	T V CABLE FRANCHISE TAX	909,238	869,232	212,870	875,000	875,000	0.66 %
1050999	40305-0	T V CABLE FRANCHISE TAX	450,097	650,455	105,724	450,000	450,000	-30.82 %
1010999	40310-0	TELECOMM FRANCHISE TAX	7,342	19,028	3,898	7,310	7,310	-61.58 %
1050999	40310-0	TELECOMM FRANCHISE TAX	9,586	2,750	4,550	9,586	9,586	248.58 %
1050999	40315-0	2% FIRE INSURANCE PREMIUM	1,802,484	952,285	0	952,285	1,802,484	89.28 %
1010999	40400-0	PENALTIES	171,691	178,865	57,378	165,324	165,324	-7.57 %
1050999	40450-0	INT ON AD VALOREM TAXES-CY	5,165	6,700	3,261	6,700	6,700	0.00 %
2600999	40450-0	INT ON AD VALOREM TAXES-CY	12,195	15,258	7,549	12,195	12,195	-20.07 %
2610999	40450-0	INT ON AD VALOREM TAXES-CY	9,607	12,014	5,946	12,014	12,014	0.00 %
2620999	40450-0	INT ON AD VALOREM TAXES-CY	5,931	7,416	3,671	7,416	7,416	0.00 %
2630999	40450-0	INT ON AD VALOREM TAXES-CY	13,095	15,940	8,106	15,940	15,940	0.00 %
2640999	40450-0	INT ON AD VALOREM TAXES-CY	6,736	8,423	4,169	8,423	8,423	0.00 %

**LAFAYETTE CONSOLIDATED GOVERNMENT
2023 - 2024 ADOPTED BUDGET
ANNUAL BUDGET FOR REVENUES BY SOURCE**

CODE	REVENUE	ACTUAL	CUR BUDGET	ACTUAL AT	PROJECTED	ADOPTED	ADOPTED VS
		FY 21-22	FY 22-23	4/30/2023	FY 22-23	FY 23-24	CURRENT
2650999	40450-0	3,354	4,195	2,077	4,195	4,195	0.00 %
2690999	40450-0	5,495	7,583	3,288	7,583	7,583	0.00 %
2730999	40450-0	3,167	3,774	1,960	3,774	3,774	0.00 %
2790999	40450-0	905	0	673	470	470	0.00 %
3560999	40450-0	4,964	6,712	3,073	6,712	6,712	0.00 %
1050999	40460-0	1,776	2,000	794	2,000	2,000	0.00 %
2600999	40460-0	6,570	8,651	2,430	6,239	6,239	-27.88 %
2610999	40460-0	3,380	4,495	1,256	3,193	3,193	-28.97 %
2620999	40460-0	2,041	2,722	759	1,927	1,927	-29.21 %
2630999	40460-0	5,549	4,950	2,054	4,950	5,000	1.01 %
2640999	40460-0	2,372	3,173	880	2,240	2,240	-29.40 %
2650999	40460-0	1,185	1,585	439	1,119	1,119	-29.40 %
2690999	40460-0	3,189	4,163	1,145	2,934	2,934	-29.52 %
LICENSES AND PERMITS		7,619,375	7,132,895	3,743,834	7,986,654	8,018,964	12.42 %
1010999	41000-0	33,448	25,623	22,445	33,695	33,695	31.50 %
1010999	41005-0	2,164,454	2,043,550	1,232,320	2,264,887	2,264,887	10.83 %
1050999	41005-0	555,109	500,000	293,406	500,000	500,000	0.00 %
1010999	41010-0	308,310	296,406	121,072	306,367	306,367	3.36 %
1010999	41015-0	134,380	138,145	60,380	127,320	127,320	-7.84 %
7020999	41020-0	310	570	310	360	1,980	247.37 %
1010999	41025-0	149,046	152,686	149,209	162,366	162,366	6.34 %
1010999	41030-0	820	220	620	920	920	318.18 %
1010999	41035-0	100	170	100	130	130	-23.53 %
1010999	41040-0	6,300	3,260	1,535	4,875	4,875	49.54 %
1050999	41050-0	510	0	85	510	0	0.00 %
1050999	41060-0	21,990	22,367	17,455	24,796	24,796	10.86 %
5500999	41065-0	933,416	987,120	324,512	1,108,800	1,140,000	15.49 %
2990999	41070-0	2,455,184	2,162,927	1,103,744	2,637,543	2,637,543	21.94 %
2990999	41075-0	231,790	212,085	111,146	216,550	216,550	2.11 %
2990999	41080-0	325,203	308,867	141,239	314,194	314,194	1.72 %
2990999	41085-0	116,737	115,467	49,201	110,538	110,538	-4.27 %
1010999	41087-0	35	0	0	0	0	0.00 %
2990999	41087-0	4,585	4,445	1,610	3,955	3,955	-11.02 %
2990999	41088-0	8,500	8,250	2,750	8,250	8,250	0.00 %
1010999	41500-0	103	145	5	98	98	-32.41 %
1010999	41505-0	640	300	460	780	780	160.00 %
2990999	41510-0	74,650	65,250	33,650	68,100	68,100	4.37 %
1010999	41515-0	4,705	3,960	2,230	5,020	5,020	26.77 %
2990999	41525-0	89,050	81,082	74,350	86,600	86,600	6.81 %
INTERGOVERNMENTAL REVENUES		70,909,263	199,314,785	-10,528,120	113,237,044	6,936,304	-96.52 %
1260999	42000-0	3,307,388	13,112,018	1,408,311	13,112,018	0	-100.00 %
6500999	42000-0	1,328,892	37,678,185	0	0	0	-100.00 %
6510999	42000-0	1,961,878	45,812,654	0	0	0	-100.00 %
1870999	42010-0	732,149	7,637,044	-228,752	7,637,044	0	-100.00 %
2030999	42011-0	1,825,300	3,617,523	0	2,493,865	2,493,865	-31.06 %
1630999	42015-0	411,615	2,014,512	-157,079	2,014,512	0	-100.00 %
1260999	42020-0	-70,961	0	0	0	0	0.00 %
1620999	42020-0	3,306,774	8,969,069	1,012,945	8,969,069	0	-100.00 %
1870999	42020-0	0	0	418,377	0	0	0.00 %
1260999	42040-0	12,603,801	6,258,311	6,258,311	5,168,549	0	-100.00 %
1260999	42042-0	28,121	0	0	0	0	0.00 %
5320999	42101-0	711,283	3,100,000	-506,647	3,100,000	0	-100.00 %
5320999	42102-0	0	19,740,188	0	19,740,188	0	-100.00 %
5320999	42103-0	0	2,470,000	0	2,470,000	0	-100.00 %

**LAFAYETTE CONSOLIDATED GOVERNMENT
2023 - 2024 ADOPTED BUDGET
ANNUAL BUDGET FOR REVENUES BY SOURCE**

<u>CODE</u>	<u>REVENUE</u>	<u>ACTUAL FY 21-22</u>	<u>CUR BUDGET FY 22-23</u>	<u>ACTUAL AT 4/30/2023</u>	<u>PROJECTED FY 22-23</u>	<u>ADOPTED FY 23-24</u>	<u>ADOPTED VS CURRENT</u>
5320999	42104-0	0	3,907,187	0	3,907,187	0	-100.00 %
5320999	42105-0	0	1,474,179	0	1,474,179	0	-100.00 %
5320999	42106-0	0	794,488	0	794,488	0	-100.00 %
5320999	42107-0	0	160,600	0	160,600	0	-100.00 %
1010999	42200-0	60,325	95,807	0	95,807	95,807	0.00 %
1270999	42300-0	40,098,227	10,098,216	-20,511,213	10,098,216	0	-100.00 %
1890999	42300-0	-97,043	2,511,717	0	2,511,717	0	-100.00 %
1270999	42305-0	77,305	2,572,579	941	1,822,579	0	-100.00 %
1270999	42325-0	44,046	493,088	-3,000	563,876	0	-100.00 %
2030999	42325-0	312,397	0	115,927	0	0	0.00 %
5020999	42331-0	0	4,669,867	0	4,669,867	0	-100.00 %
5020999	42332-0	0	1,677,424	0	1,677,424	0	-100.00 %
5020999	42333-0	0	1,314,800	0	1,314,800	0	-100.00 %
5020999	42334-0	0	1,841,063	0	1,841,063	0	-100.00 %
5020999	42336-0	0	6,614,000	0	6,614,000	0	-100.00 %
1270999	42340-0	2,300	1,002,400	2,400	1,002,400	0	-100.00 %
1270999	42360-0	0	6,137,712	0	6,137,712	0	-100.00 %
1050999	42500-0	131,631	131,631	88,542	132,813	132,813	0.90 %
2600999	42500-0	275,451	275,451	185,696	278,544	278,544	1.12 %
2610999	42500-0	99,723	99,723	67,228	100,842	100,842	1.12 %
2620999	42500-0	131,184	131,184	88,440	132,660	132,660	1.13 %
2630999	42500-0	179,334	179,334	120,898	181,347	181,347	1.12 %
2640999	42500-0	148,737	148,737	100,272	150,408	150,408	1.12 %
2650999	42500-0	42,150	42,150	28,416	42,624	42,624	1.12 %
2660999	42500-0	224,274	224,274	151,196	226,794	226,794	1.12 %
1010999	42505-0	129,333	145,140	75,980	138,844	138,844	-4.34 %
1050999	42505-0	21,502	24,917	12,484	24,917	24,917	0.00 %
1010999	42510-0	1,022,837	538,351	0	538,351	1,022,837	89.99 %
1050999	42515-0	250,567	130,470	149,408	297,766	302,667	131.98 %
1050999	42520-0	8,206	8,248	0	8,248	8,206	-0.51 %
2680999	42521-0	4,925	6,200	3,100	5,113	5,113	-17.53 %
2600999	42525-0	1,595,612	1,454,344	589,699	1,586,613	1,598,016	9.88 %
CHARGES FOR SERVICES		60,897,900	63,650,542	35,485,285	63,136,863	64,600,870	1.49 %
2990999	43000-0	301,244	269,997	124,945	299,705	299,705	11.00 %
1010999	43006-0	600	400	100	500	500	25.00 %
1010999	43007-0	500	0	0	500	500	0.00 %
2990999	43010-0	2,357	2,703	624	832	832	-69.22 %
4010999	43012-0	1,040	840	235	810	3,949	370.12 %
1050999	43030-0	19,519	21,244	6,353	19,798	19,798	-6.81 %
1050999	43031-0	52,468	26,472	13,133	51,212	67,161	153.71 %
5500999	43032-0	475	100	705	1,105	1,105	1,005.00 %
1010999	43034-0	9,050	17,400	8,850	10,750	10,750	-38.22 %
5500999	43065-0	0	100	0	100	100	0.00 %
6140999	43080-0	4,011,091	4,777,286	900,000	4,907,286	3,619,538	-24.23 %
6140999	43081-0	1,349,623	1,071,704	0	1,071,704	480,793	-55.14 %
6140999	43082-0	4,514	1,250	0	1,250	0	-100.00 %
6140999	43090-0	2,017,105	2,176,899	729,962	2,176,899	3,684,936	69.27 %
6140999	43091-0	1,474,826	1,630,922	242,916	1,630,922	2,884,541	76.87 %
6140999	43092-0	67,768	75,340	0	75,340	136,385	81.03 %
6070999	43100-0	19,851,198	20,718,415	19,930,683	20,718,415	19,620,317	-5.30 %
6070999	43105-0	1,290,815	1,417,514	655,609	1,417,514	1,435,938	1.30 %
6070999	43110-0	526,932	729,620	315,029	729,620	833,274	14.21 %
1010999	43150-203	407,477	408,000	0	413,256	415,000	1.72 %
1010999	43150-206	238,356	350,698	198,000	350,698	414,302	18.14 %

**LAFAYETTE CONSOLIDATED GOVERNMENT
2023 - 2024 ADOPTED BUDGET
ANNUAL BUDGET FOR REVENUES BY SOURCE**

CODE	REVENUE	ACTUAL	CUR BUDGET	ACTUAL AT	PROJECTED	ADOPTED	ADOPTED
		FY 21-22	FY 22-23	4/30/2023	FY 22-23	FY 23-24	VS CURRENT
1050999	43150-206	29,189	45,302	0	45,302	75,698	67.10 %
	ADMIN FEES-ANIMAL CNTRL FD						
	ADMIN FEES-CITY STREET, ROAD &						
1010999	43150-259	0	161,190	0	42,163	153,884	-4.53 %
	ALLEY FUND						
	ADMIN FEES-CITY STREET, ROAD &						
1050999	43150-259	0	20,822	0	5,446	28,116	35.03 %
	ALLEY FUND						
1010999	43150-260	385,376	221,893	0	221,893	212,224	-4.36 %
	ADMIN FEES-ROAD & BRIDGE MAINT						
1050999	43150-260	47,193	28,664	0	28,664	38,776	35.28 %
	ADMIN FEES-ROAD & BRIDGE MAINT						
1010999	43150-261	347,451	345,384	0	345,384	329,751	-4.53 %
	ADMIN FEES-DRAINAGE MAINT FUND						
1050999	43150-261	42,549	44,616	0	44,616	60,249	35.04 %
	ADMIN FEES-DRAINAGE MAINT FUND						
1010999	43150-263	381,703	379,433	0	383,284	365,935	-3.56 %
	ADMIN FEES-LIBRARY FUND						
1050999	43150-263	46,744	49,014	0	49,512	66,860	36.41 %
	ADMIN FEES-LIBRARY FUND						
1010999	43150-264	77,881	77,417	0	57,568	50,731	-34.47 %
	ADMIN FEES-COURTHOUSE COMPLEX						
1050999	43150-264	9,537	10,001	0	7,437	9,269	-7.32 %
	ADMIN FEES-COURTHOUSE COMPLEX						
1010999	43150-265	232,210	231,142	0	253,926	245,199	6.08 %
	ADMIN FEES-JUVENILE DETENTION						
1050999	43150-265	28,437	29,858	0	32,802	44,801	50.05 %
	ADMIN FEES-JUVENILE DETENTION						
1010999	43150-266	57,525	57,564	0	58,643	59,186	2.82 %
	ADMIN FEES-PUBLIC HEALTH UNIT						
1050999	43150-266	7,044	7,436	0	7,575	10,814	45.43 %
	ADMIN FEES-PUBLIC HEALTH UNIT						
1010999	43150-270	36,954	36,734	0	36,734	35,071	-4.53 %
	ADMIN FEES-CORONER FUND						
1050999	43150-270	4,525	4,745	0	4,745	6,408	35.05 %
	ADMIN FEES-CORONER FUND						
1010999	43150-271	12,504	12,398	0	8,641	8,455	-31.80 %
	ADMIN FEES-MOSQUITO ABATEMENT						
1050999	43150-271	1,531	1,602	0	1,116	1,545	-3.56 %
	ADMIN FEES-MOSQUITO ABATEMENT						
1010999	43150-274	8,018	0	0	0	0	0.00 %
	ADMIN FEES-CULTURE ECONOMY FD						
1050999	43150-274	982	0	0	0	0	0.00 %
	ADMIN FEES-CULTURE ECONOMY FD						
	ADMIN FEES-PARISHWIDE FIRE PROT						
1010999	43150-279	2,673	8,856	0	13,085	12,683	43.21 %
	FD						
	ADMIN FEES-PARISHWIDE FIRE PROT						
1050999	43150-279	327	1,144	0	1,690	2,317	102.53 %
	FD						
1010999	43150-296	0	87,625	0	11,297	67,641	-22.81 %
	ADMIN FEES-BUCHANAN GARAGE FD						
1050999	43150-296	0	10,830	0	1,459	12,359	14.12 %
	ADMIN FEES-BUCHANAN GARAGE FD						
1010999	43150-297	0	158,572	0	159,005	152,193	-4.02 %
	ADMIN FEES-PARKING PROGRAM FD						
1050999	43150-297	0	20,973	0	20,540	27,807	32.58 %
	ADMIN FEES-PARKING PROGRAM FD						
1010999	43150-299	124,726	123,984	0	123,984	118,372	-4.53 %
	ADMIN FEES-CODES & PERMITS FD						
1050999	43150-299	15,274	16,016	0	16,016	21,628	35.04 %
	ADMIN FEES-CODES & PERMITS FD						
1010999	43150-400	245,696	240,000	0	206,241	206,000	-14.17 %
	ADMIN FEES-BOND FUNDS						
1010999	43150-401	133,925	216,972	0	158,263	156,420	-27.91 %
	ADMIN FEES-CIP FUND						
1050999	43150-401	16,401	28,028	0	20,444	28,580	1.97 %
	ADMIN FEES-CIP FUND						
1010999	43150-550	398,582	396,749	0	398,909	384,709	-3.03 %
	ADMIN FEES-ENVIRON SRVS FD						
1050999	43150-550	48,810	51,251	0	51,530	70,291	37.15 %
	ADMIN FEES-ENVIRON SRVS FD						
1010999	43150-607	369,548	367,524	0	367,524	380,482	3.53 %
	ADMIN FEES-GROUP INSURANCE FD						
1050999	43150-607	45,255	47,476	0	47,476	69,518	46.43 %
	ADMIN FEES-GROUP INSURANCE FD						
1010999	43151-0	2,500	0	0	0	0	0.00 %
	SMD-PROGRAM ADMIN FEE						
1260999	43161-0	20,045	195,182	195,052	190,397	0	-100.00 %
	SOCIAL SECURITY ADMIN-PROG INC						
1010999	43200-0	120,280	120,280	5,000	120,280	123,032	2.29 %
	FIRE SERVICE CHARGES						
1010999	43203-0	39,601	45,000	18,750	45,000	46,451	3.22 %
	CITY MARSHAL CHARGES						
1010999	43204-0	75,155	76,402	31,834	76,402	75,402	-1.31 %
	CITY COURT JUDGES CHARGES						
1010999	43205-0	34,518	42,950	15,652	26,706	42,950	0.00 %
	FALSE ALARM FEES						
1010999	43206-0	0	121,328	31,944	121,328	113,706	-6.28 %
	CITY MARSHAL REIMBURSEMENT-SRO						
1010999	43209-0	20,775	12,875	9,425	19,000	19,000	47.57 %
	BREATHALYZER FEES						
1010999	43210-0	3,300	3,300	5,550	5,550	5,550	68.18 %
	SWAT TRAINING FEES						
2700999	43225-0	77,000	122,480	52,500	73,250	152,480	24.49 %
	DEATH & AUTOPSY FEES						
2700999	43226-0	9,901	22,052	3,750	9,375	22,052	0.00 %
	DEATH & AUTOPSY FEES-NONLCG						
2700999	43240-0	223,300	225,000	127,300	231,300	239,760	6.56 %
	CORONER'S EXAMINATION CERT FEE						
2700999	43245-0	10,078	9,067	8,995	13,278	17,237	90.11 %
	LABORATORY FEES						
2700999	43250-0	82,450	91,425	38,115	72,775	91,425	0.00 %
	CREMATION FEES						
2700999	43255-0	18,100	19,700	7,850	16,600	26,100	32.49 %
	DEATH INVESTIGAT'N-CITY OF LAF						

**LAFAYETTE CONSOLIDATED GOVERNMENT
2023 - 2024 ADOPTED BUDGET
ANNUAL BUDGET FOR REVENUES BY SOURCE**

<u>CODE</u>	<u>REVENUE</u>	<u>ACTUAL FY 21-22</u>	<u>CUR BUDGET FY 22-23</u>	<u>ACTUAL AT 4/30/2023</u>	<u>PROJECTED FY 22-23</u>	<u>ADOPTED FY 23-24</u>	<u>ADOPTED VS CURRENT</u>	
2700999	43257-0	SUIDI FEES	5,200	2,700	600	4,900	4,900	81.48 %
2990999	43275-0	FLOOD PLAIN CHARGES	0	1,950	0	0	0	-100.00 %
1010999	43400-0	TRAFFIC SIGNAL MAINT-LADOTD	255,712	259,904	99,560	259,904	259,904	0.00 %
1010999	43401-0	TRAFFIC SIGNAL MAINT-SCOTT	7,685	6,288	3,144	6,288	6,288	0.00 %
1010999	43405-0	SIGNAGE-SUBDIVISION DEV	13,701	4,762	0	12,743	12,743	167.60 %
2970999	43410-0	PARKING METER REVENUES	203,704	184,802	102,193	209,231	209,231	13.22 %
2970999	43415-0	PARKING GARAGE REV-VERMILION	255,739	250,393	98,995	231,890	231,890	-7.39 %
2960999	43420-0	PARKING GARAGE REV-BUCHANAN	0	87,000	48,101	87,000	87,000	0.00 %
2970999	43420-0	PARKING GARAGE REV-BUCHANAN	46,477	0	0	0	0	0.00 %
5500999	43505-0	REFUSE COLLECTION CHARGES	16,753,988	16,742,400	8,582,083	16,742,400	16,833,600	0.54 %
5500999	43510-0	GRASS CUTTING CHARGES	1,016,821	823,030	123,893	1,022,079	800,000	-2.80 %
5500999	43515-0	COMPOST DISPOSAL CHARGES	254,664	167,938	98,355	330,000	330,000	96.50 %
5500999	43520-0	SALE OF COMPOST	3,200	840	0	5,000	5,000	495.24 %
2060999	43600-0	ANIMAL SHELTER FEES	32,751	37,453	19,252	34,090	34,090	-8.98 %
2060999	43601-0	ANIMAL SHELTER-ADOPTION FEES	48,280	37,905	20,375	43,845	43,845	15.67 %
2060999	43602-0	ANIMAL SHELTER-RABIES TAG FEES	237,730	220,196	99,698	225,246	225,246	2.29 %
2060999	43603-0	ANIMAL SHELTER-POST ADOPT FEES	0	1,100	1,450	1,450	1,150	4.55 %
2090999	43700-110	MEMBERSHIP FEES-HEBERT	50,175	46,250	23,800	42,975	42,975	-7.08 %
2090999	43700-111	MEMBERSHIP FEES-VIEUX CHENES	118,750	132,450	54,525	110,100	110,100	-16.87 %
2090999	43700-112	MEMBERSHIP FEES-WETLANDS	232,910	242,915	85,720	222,375	222,375	-8.46 %
2090999	43702-110	SCHOOL TEAM FEES-HEBERT	2,743	2,051	1,890	2,100	2,000	-2.49 %
2090999	43702-111	SCHOOL TEAM FEES-VIEUX CHENES	2,743	2,051	1,890	2,100	2,000	-2.49 %
2090999	43704-110	LOCKER RENTALS-HEBERT MUNI	0	0	707	800	800	0.00 %
2090999	43706-110	GREEN FEES-HEBERT MUNI	280,585	215,486	129,583	279,808	279,808	29.85 %
2090999	43706-111	GREEN FEES-VIEUX CHENES	448,367	445,764	149,929	403,457	403,457	-9.49 %
2090999	43706-112	GREEN FEES-WETLANDS	563,080	532,744	229,848	548,611	548,611	2.98 %
2090999	43710-110	CART RENTALS-HEBERT	187,029	152,602	75,106	181,202	0	-100.00 %
2110999	43710-110	CART RENTALS-HEBERT	0	0	0	0	233,527	0.00 %
2090999	43710-111	CART RENTALS-VIEUX CHENES	372,772	310,142	155,619	365,842	0	-100.00 %
2110999	43710-111	CART RENTALS-VIEUX CHENES	0	0	0	0	428,633	0.00 %
2090999	43710-112	CART RENTALS-WETLANDS	359,497	347,573	133,700	341,816	0	-100.00 %
2110999	43710-112	CART RENTALS-WETLANDS	0	0	0	0	404,607	0.00 %
2090999	43712-110	TOURNAMENT FEES-HEBERT	14,198	17,483	2,102	15,000	16,000	-8.48 %
2090999	43712-111	TOURNAMENT FEES-VIEUX CHENES	35,945	19,300	14,365	35,000	30,000	55.44 %
2090999	43712-112	TOURNAMENT FEES-WETLANDS	72,389	54,513	37,623	85,000	72,000	32.08 %
2090999	43714-111	DRIVING RANGE REV-VIEUX CHENES	35,595	32,364	10,731	29,679	29,679	-8.30 %
2090999	43714-112	DRIVING RANGE REV-WETLANDS	75,070	59,321	33,569	73,765	73,765	24.35 %
2090999	43716-110	SALES TAX DISC-HEBERT MUNI GC	436	0	193	113	0	0.00 %
2090999	43716-111	SALES TAX DISC-VIEUX CHENES GC	813	0	334	217	0	0.00 %
2090999	43716-112	SALES TAX DISC-WETLANDS GC	1,044	0	467	293	0	0.00 %
2090999	43718-110	CASH SHORT/OVER-HEBERT MUNI	144	0	0	0	0	0.00 %
2090999	43718-111	CASH SHORT/OVER-VIEUX CHENES	71	0	-105	0	0	0.00 %
2090999	43718-112	CASH SHORT/OVER-WETLANDS	397	0	29	49	0	0.00 %
2010999	43762-0	SWIMMING POOL ADMISSIONS	1,254	1,100	0	1,300	1,300	18.18 %
2010999	43780-0	RECREATION INSTRUCTION FEES	52,166	40,000	24,670	50,532	50,532	26.33 %
2010999	43782-0	RECREATION REGISTRATION	12,725	20,000	15,122	15,122	12,725	-36.38 %
2010999	43784-0	RECREATION BUILDING RENTALS	202,252	150,000	125,911	215,765	215,765	43.84 %
2010999	43786-0	RECREATION CAMPGROUND RENTALS	46,246	38,789	25,205	45,721	45,721	17.87 %
2010999	43790-0	RECREATION RACQUET BALL FEES	235	194	0	106	106	-45.36 %
2020999	43826-0	NATURE STATION FEES	447	0	0	0	1,000	0.00 %
2040999	43840-0	AUDITORIUM BUILDING RENTALS	419,230	429,600	213,392	455,612	455,612	6.05 %
2040999	43842-0	AUDITORIUM CATERING FEES	46,506	54,000	25,157	44,403	44,403	-17.77 %
2040999	43844-0	AUDITORIUM CONCESSION SALES	40,134	45,000	12,428	40,134	39,000	-13.33 %
		AUDITORIUM COMM ON						
2040999	43846-0	CONCESSIONS	11,098	17,000	5,349	13,869	13,869	-18.42 %

**LAFAYETTE CONSOLIDATED GOVERNMENT
2023 - 2024 ADOPTED BUDGET
ANNUAL BUDGET FOR REVENUES BY SOURCE**

CODE	REVENUE	ACTUAL	CUR BUDGET	ACTUAL AT	PROJECTED	ADOPTED	ADOPTED VS	
		FY 21-22	FY 22-23	4/30/2023	FY 22-23	FY 23-24	CURRENT	
2040999	43848-0	AUDITORIUM REIMBURSEABLES	268,931	380,000	185,278	311,736	311,736	-17.96 %
2020999	43850-0	TICKET SALES	17,609	45,326	0	0	0	-100.00 %
2050999	43850-0	TICKET SALES	1,677,121	2,079,890	516,716	1,367,865	2,288,542	10.03 %
2050999	43851-0	OUTLET REVENUE SHARES	41,036	42,500	20,251	10,091	0	-100.00 %
2050999	43852-0	CREDIT CARD FEES	7,715	9,100	3,649	5,711	85,820	843.08 %
2050999	43854-0	FACILITY/COMPUTER FEE	226,846	216,167	45,441	211,453	359,531	66.32 %
2050999	43856-0	PROCESSING/COMPLIMENTARY FEE	24,035	20,800	3,666	21,329	38,030	82.84 %
2630999	43884-0	LIBRARY FINES	17,865	19,296	10,751	17,963	18,500	-4.13 %
2030999	43900-0	BUS FARES	184,533	175,000	76,139	100,000	100,000	-42.86 %
2030999	43905-0	CHARTER SERVICES	2,700	20,000	4,250	8,250	0	-100.00 %
5510999	43915-0	CNG-PUBLIC	47,285	31,644	32,101	69,404	69,404	119.33 %
2060999	43920-0	CREDIT CARD CONVENIENCE FEES	1,684	5,400	867	1,649	5,400	0.00 %
2960999	43920-0	CREDIT CARD CONVENIENCE FEES	0	8,113	870	1,579	1,579	-80.54 %
2970999	43920-0	CREDIT CARD CONVENIENCE FEES	35,311	14,793	19,887	38,530	38,530	160.46 %
FINES AND FORFEITS			2,868,955	2,112,932	877,405	2,847,469	2,926,659	38.51 %
1010999	44000-0	CITY COURT FINES	780,208	881,495	405,283	822,930	822,930	-6.64 %
1050999	44000-0	CITY COURT FINES	17,236	25,091	9,786	17,416	17,416	-30.59 %
2700999	44000-0	CITY COURT FINES	50,381	54,580	25,513	52,834	52,834	-3.20 %
1010999	44001-0	CITY COURT CIVIL FEES	1,084,575	76,023	65,803	1,072,001	1,072,001	1,310.10 %
1010999	44010-0	BOND & FEE FORFEITURE-CITY CRT	0	0	8,365	8,365	3,678	0.00 %
2970999	44020-0	PARKING FINES-CITY	154,295	165,830	43,445	100,000	150,000	-9.55 %
2970999	44021-0	PARKING FINES-HANDICAP	12,403	13,689	3,666	6,272	12,000	-12.34 %
2680999	44100-0	DISTRICT COURT FINES	363,583	412,991	123,447	348,776	348,776	-15.55 %
2700999	44100-0	DISTRICT COURT FINES	18,866	20,877	8,103	18,141	20,877	0.00 %
1050999	44101-0	DISTRICT COURT-JURY FEES	88,743	96,533	28,926	90,044	90,044	-6.72 %
2680999	44105-0	DISTRICT COURT-CONTEMPT FINES	125,195	134,273	44,232	125,214	125,214	-6.75 %
2680999	44110-0	BOND & FEE FORFEITURE-DIST CRT	83,234	173,945	80,096	100,000	130,224	-25.13 %
1010999	44300-0	ALCOHOL BEVERAGE FINES	12,550	25,650	13,970	18,120	18,120	-29.36 %
5500999	44320-0	SOLID WASTE CONTAINER FINES	0	0	25	0	0	0.00 %
5500999	44322-0	SOLID WASTE COLLECTOR FINES	17,875	20,201	7,800	7,800	3,000	-85.15 %
5500999	44323-0	RECYCLING COLLECTOR FINES	1,266	1,679	45	11	0	-100.00 %
5500999	44360-0	OTHER-LITTER FINES	0	100	0	0	0	-100.00 %
2990999	44370-0	AAB - FINES	53,545	7,350	7,425	54,320	54,320	639.05 %
2990999	44375-0	AAB-FEES/ABATEMENT RECOVERY	5,000	2,625	1,475	5,225	5,225	99.05 %
ELECTRIC RETAIL SALES			222,443,674	199,261,101	88,654,873	199,261,101	195,713,325	-1.78 %
5020999	46100-0	ELECTRIC RETAIL SALES	100,740,765	106,144,012	44,391,565	106,144,012	107,404,818	1.19 %
5020999	46105-0	ELECTRIC RETAIL FUEL ADJ.	121,702,909	93,117,089	44,263,308	93,117,089	88,308,507	-5.16 %
ELECTRIC WHOLESALE SALES			167,965	175,000	84,271	175,000	175,000	0.00 %
5020999	46110-0	ELECTRIC WHOLESALE SALES	167,965	175,000	84,271	175,000	175,000	0.00 %
WATER SALES			22,637,865	24,496,897	11,715,103	24,496,897	26,046,487	6.33 %
5020999	46200-0	WATER RETAIL SALES	15,214,389	24,496,897	7,917,405	24,496,897	26,046,487	6.33 %
5020999	46210-0	WATER WHOLESALE SALES	7,359,956	0	3,765,148	0	0	0.00 %
5020999	46220-0	WATER TAPPING FEES	63,520	0	32,550	0	0	0.00 %
WASTEWATER SALES			31,714,091	34,169,465	17,390,938	34,169,465	37,133,299	8.67 %
5020999	46300-0	WASTEWATER SALES	31,714,091	34,169,465	17,390,938	34,169,465	37,133,299	8.67 %
COMMUNICATION SALES			42,478,352	44,800,000	21,623,568	43,194,839	47,700,000	6.47 %
5320999	46500-0	COMMUNICATION RETAIL SALES	42,478,352	44,800,000	21,623,568	43,194,839	47,700,000	6.47 %
COMMUNICATION WHOLESALE SALES			2,859,059	2,400,000	1,263,936	3,025,496	3,000,000	25.00 %
5320999	46510-0	COMMUNICATION WHOLESALE SALES	2,859,059	2,400,000	1,263,936	3,025,496	3,000,000	25.00 %
INTEREST EARNINGS			-500,740	2,134,250	8,369,292	9,078,504	9,366,501	338.87 %
1010999	47000-0	INTEREST ON INVESTMENTS	487,629	275,422	1,002,750	1,018,738	1,018,738	269.88 %
1050999	47000-0	INTEREST ON INVESTMENTS	208,697	6,665	579,639	579,639	898,910	3,387.02 %

**LAFAYETTE CONSOLIDATED GOVERNMENT
2023 - 2024 ADOPTED BUDGET
ANNUAL BUDGET FOR REVENUES BY SOURCE**

<u>CODE</u>	<u>REVENUE</u>	<u>ACTUAL FY 21-22</u>	<u>CUR BUDGET FY 22-23</u>	<u>ACTUAL AT 4/30/2023</u>	<u>PROJECTED FY 22-23</u>	<u>ADOPTED FY 23-24</u>	<u>ADOPTED VS CURRENT</u>
2010999	47000-0	INTEREST ON INVESTMENTS	2,844	2,926	19,979	19,979	13,336 355.78 %
2030999	47000-0	INTEREST ON INVESTMENTS	0	0	2,089	2,089	0 0.00 %
2040999	47000-0	INTEREST ON INVESTMENTS	106	499	0	0	0 -100.00 %
2050999	47000-0	INTEREST ON INVESTMENTS	1,521	120	1,737	2,247	2,247 1,772.50 %
2060999	47000-0	INTEREST ON INVESTMENTS	11,849	12,311	29,607	29,607	27,027 119.54 %
2070999	47000-0	INTEREST ON INVESTMENTS	78	33	159	163	163 393.94 %
2090999	47000-0	INTEREST ON INVESTMENTS	1,706	0	81	1,787	1,787 0.00 %
2150999	47000-0	INTEREST ON INVESTMENTS	16,720	968	41,068	41,068	40,069 4,039.36 %
2220999	47000-0	INTEREST ON INVESTMENTS	13,982	803	33,111	33,112	33,112 4,023.54 %
2250999	47000-0	INTEREST ON INVESTMENTS	3,256	922	6,383	6,829	6,829 640.67 %
2260999	47000-0	INTEREST ON INVESTMENTS	18,890	-70,910	38,931	39,863	39,863 -156.22 %
2270999	47000-0	INTEREST ON INVESTMENTS	0	385	0	0	0 -100.00 %
2280999	47000-0	INTEREST ON INVESTMENTS	0	403	0	0	0 -100.00 %
2290999	47000-0	INTEREST ON INVESTMENTS	0	27	0	0	0 -100.00 %
2300999	47000-0	INTEREST ON INVESTMENTS	0	350	0	0	0 -100.00 %
2310999	47000-0	INTEREST ON INVESTMENTS	0	24	0	0	0 -100.00 %
2600999	47000-0	INTEREST ON INVESTMENTS	121,875	60,584	226,969	237,216	360,603 495.21 %
2610999	47000-0	INTEREST ON INVESTMENTS	61,643	33,846	120,929	120,929	120,375 255.66 %
2620999	47000-0	INTEREST ON INVESTMENTS	3,244	4,639	22,025	22,025	14,450 211.49 %
2630999	47000-0	INTEREST ON INVESTMENTS	187,133	80,611	415,180	415,180	402,394 399.18 %
2640999	47000-0	INTEREST ON INVESTMENTS	91,988	38,350	197,145	197,145	192,861 402.90 %
2650999	47000-0	INTEREST ON INVESTMENTS	27,935	11,601	64,119	64,119	60,189 418.83 %
2660999	47000-0	INTEREST ON INVESTMENTS	13,355	6,524	33,091	33,091	30,319 364.73 %
2680999	47000-0	INTEREST ON INVESTMENTS	671	289	905	1,191	1,191 312.11 %
2690999	47000-0	INTEREST ON INVESTMENTS	7,643	1,396	19,085	19,085	18,374 1,216.19 %
2700999	47000-0	INTEREST ON INVESTMENTS	1	0	123	0	0 0.00 %
2710999	47000-0	INTEREST ON INVESTMENTS	6,658	2,627	16,695	16,695	15,501 490.06 %
2730999	47000-0	INTEREST ON INVESTMENTS	45,708	24,073	96,529	96,529	94,951 294.43 %
2740999	47000-0	INTEREST ON INVESTMENTS	3,684	2,708	7,124	7,524	7,524 177.84 %
2750999	47000-0	INTEREST ON INVESTMENTS	24,126	20,202	29,003	37,680	37,680 86.52 %
2760999	47000-0	INTEREST ON INVESTMENTS	3,595	4,268	6,907	7,261	7,261 70.13 %
2780999	47000-0	INTEREST ON INVESTMENTS	56,869	24,945	108,219	114,510	114,510 359.05 %
2790999	47000-0	INTEREST ON INVESTMENTS	1,528	363	2,696	2,696	1,456 301.10 %
2960999	47000-0	INTEREST ON INVESTMENTS	0	0	203	52	52 0.00 %
2970999	47000-0	INTEREST ON INVESTMENTS	148	0	52	159	159 0.00 %
2990999	47000-0	INTEREST ON INVESTMENTS	1,134	441	3,337	3,337	2,077 370.98 %
3520999	47000-0	INTEREST ON INVESTMENTS	48,415	4,884	111,004	147,361	147,361 2,917.22 %
3530999	47000-0	INTEREST ON INVESTMENTS	31,618	92,000	99,186	74,547	74,547 -18.97 %
3540999	47000-0	INTEREST ON INVESTMENTS	29,903	4,034	136,789	109,497	109,497 2,614.35 %
3550999	47000-0	INTEREST ON INVESTMENTS	28,648	80,000	48,747	43,029	43,029 -46.21 %
3560999	47000-0	INTEREST ON INVESTMENTS	27,497	16,492	57,314	60,960	60,960 269.63 %
3570999	47000-0	INTEREST ON INVESTMENTS	1,329	4,000	5,137	4,482	4,482 12.05 %
3580999	47000-0	INTEREST ON INVESTMENTS	3,575	1,737	19,096	12,568	12,568 623.55 %
4010999	47000-0	INTEREST ON INVESTMENTS	429,686	166,790	919,176	919,609	919,609 451.36 %
5020999	47000-0	INTEREST ON INVESTMENTS	1,365,691	418,900	2,520,450	2,884,819	2,884,819 588.67 %
5320999	47000-0	INTEREST ON INVESTMENTS	169,438	3,000	401,101	413,933	413,933 3,697.77 %
5500999	47000-0	INTEREST ON INVESTMENTS	23,697	10,780	53,186	53,186	52,281 384.98 %
5510999	47000-0	INTEREST ON INVESTMENTS	3,340	1,365	7,680	7,391	7,391 441.47 %
6070999	47000-0	INTEREST ON INVESTMENTS	185,589	85,290	500,990	467,366	85,290 0.00 %
6140999	47000-0	INTEREST ON INVESTMENTS	24,784	0	2,482	25,149	25,149 0.00 %
7020999	47000-0	INTEREST ON INVESTMENTS	3,674	47	7,974	7,974	7,534 5,929.79 %
1050999	47005-0	INT ON INV-SALES TAX	2,266	137	4,921	5,044	5,044 3,581.75 %
5020999	47010-0	INTEREST REV-SEWER DIST	1,739	0	0	0	0 0.00 %
5020999	47040-0	INTEREST REVENUES ON LOANS	688,157	696,379	348,189	670,044	639,868 -8.11 %
1010999	47045-0	INTEREST REVENUE ON LEASES	48,994	0	0	0	146,981 0.00 %

**LAFAYETTE CONSOLIDATED GOVERNMENT
2023 - 2024 ADOPTED BUDGET
ANNUAL BUDGET FOR REVENUES BY SOURCE**

CODE	REVENUE	ACTUAL	CUR BUDGET	ACTUAL AT	PROJECTED	ADOPTED	ADOPTED	
		FY 21-22	FY 22-23	4/30/2023	FY 22-23	FY 23-24	VS CURRENT	
2040999	47045-0	INTEREST REVENUE ON LEASES	54,040	0	0	0	54,040	0.00 %
5020999	47045-0	INTEREST REVENUE ON LEASES	36,037	0	0	0	108,110	0.00 %
5320999	47045-0	INTEREST REVENUE ON LEASES	3,907	0	0	0	0	0.00 %
1010999	47050-0	FMV-ADJ TO INVESTMENT	-1,225,435	0	0	0	0	0.00 %
1050999	47050-0	FMV-ADJ TO INVESTMENT	-526,543	0	0	0	0	0.00 %
2060999	47050-0	FMV-ADJ TO INVESTMENT	-22,425	0	0	0	0	0.00 %
2600999	47050-0	FMV-ADJ TO INVESTMENT	-213,589	0	0	0	0	0.00 %
2610999	47050-0	FMV-ADJ TO INVESTMENT	-92,983	0	0	0	0	0.00 %
2620999	47050-0	FMV-ADJ TO INVESTMENT	933	0	0	0	0	0.00 %
2630999	47050-0	FMV-ADJ TO INVESTMENT	-415,162	0	0	0	0	0.00 %
2640999	47050-0	FMV-ADJ TO INVESTMENT	-192,161	0	0	0	0	0.00 %
2650999	47050-0	FMV-ADJ TO INVESTMENT	-58,963	0	0	0	0	0.00 %
2660999	47050-0	FMV-ADJ TO INVESTMENT	-27,765	0	0	0	0	0.00 %
2690999	47050-0	FMV-ADJ TO INVESTMENT	-23,457	0	0	0	0	0.00 %
2710999	47050-0	FMV-ADJ TO INVESTMENT	-13,239	0	0	0	0	0.00 %
2730999	47050-0	FMV-ADJ TO INVESTMENT	-93,991	0	0	0	0	0.00 %
2740999	47050-0	FMV-ADJ TO INVESTMENT	-8,408	0	0	0	0	0.00 %
2750999	47050-0	FMV-ADJ TO INVESTMENT	-19,789	0	0	0	0	0.00 %
2760999	47050-0	FMV-ADJ TO INVESTMENT	-7,866	0	0	0	0	0.00 %
2780999	47050-0	FMV-ADJ TO INVESTMENT	-123,596	0	0	0	0	0.00 %
2790999	47050-0	FMV-ADJ TO INVESTMENT	72	0	0	0	0	0.00 %
2990999	47050-0	FMV-ADJ TO INVESTMENT	-1,260	0	0	0	0	0.00 %
3520999	47050-0	FMV-ADJ TO INVESTMENT	-14,790	0	0	0	0	0.00 %
3530999	47050-0	FMV-ADJ TO INVESTMENT	-147,434	0	0	0	0	0.00 %
3550999	47050-0	FMV-ADJ TO INVESTMENT	-266,962	0	0	0	0	0.00 %
3560999	47050-0	FMV-ADJ TO INVESTMENT	-58,708	0	0	0	0	0.00 %
3570999	47050-0	FMV-ADJ TO INVESTMENT	-5,111	0	0	0	0	0.00 %
3580999	47050-0	FMV-ADJ TO INVESTMENT	-6,950	0	0	0	0	0.00 %
4010999	47050-0	FMV-ADJ TO INVESTMENT	-1,038,195	0	0	0	0	0.00 %
5500999	47050-0	FMV-ADJ TO INVESTMENT	-67,217	0	0	0	0	0.00 %
5510999	47050-0	FMV-ADJ TO INVESTMENT	-7,983	0	0	0	0	0.00 %
6070999	47050-0	FMV-ADJ TO INVESTMENT	-390,396	0	0	0	0	0.00 %
6140999	47050-0	FMV-ADJ TO INVESTMENT	-57,771	0	0	0	0	0.00 %
7020999	47050-0	FMV-ADJ TO INVESTMENT	-11,836	0	0	0	0	0.00 %
INTERNAL TRANSFERS			38,332,674	56,195,217	14,230,744	56,750,432	31,509,764	-43.93 %
1050999	48500-101	CONTR FROM CITY GENERAL FUND	79,571	0	0	0	0	0.00 %
1260999	48500-101	CONTR FROM CITY GENERAL FUND	243,376	393,895	-2,979	393,895	0	-100.00 %
1620999	48500-101	CONTR FROM CITY GENERAL FUND	0	6,091	0	6,091	0	-100.00 %
2010999	48500-101	CONTR FROM CITY GENERAL FUND	1,432,452	2,247,869	553,077	2,040,644	1,569,733	-30.17 %
2020999	48500-101	CONTR FROM CITY GENERAL FUND	628,605	525,478	358,619	570,804	547,286	4.15 %
2030999	48500-101	CONTR FROM CITY GENERAL FUND	2,220,752	1,499,441	1,499,441	2,730,271	2,666,593	77.84 %
2040999	48500-101	CONTR FROM CITY GENERAL FUND	0	0	0	810,226	64,469	0.00 %
2060999	48500-101	CONTR FROM CITY GENERAL FUND	28,334	0	0	0	0	0.00 %
2090999	48500-101	CONTR FROM CITY GENERAL FUND	151,577	628,973	479,184	503,807	572,274	-9.01 %
2600999	48500-101	CONTR FROM CITY GENERAL FUND	1,990,377	0	0	0	0	0.00 %
2610999	48500-101	CONTR FROM CITY GENERAL FUND	62,011	0	0	0	0	0.00 %
2630999	48500-101	CONTR FROM CITY GENERAL FUND	12,144	0	0	0	0	0.00 %
2730999	48500-101	CONTR FROM CITY GENERAL FUND	12,144	0	0	0	0	0.00 %
2970999	48500-101	CONTR FROM CITY GENERAL FUND	148,003	269,561	36,527	312,978	495,730	83.90 %
2990999	48500-101	CONTR FROM CITY GENERAL FUND	519,396	1,572,825	583,601	1,044,896	1,383,971	-12.01 %
3580999	48500-101	CONTR FROM CITY GENERAL FUND	322,616	2,791,652	2,791,652	2,791,652	2,787,139	-0.16 %
4010999	48500-101	CONTR FROM CITY GENERAL FUND	1,836,540	14,484,067	0	14,484,067	637,586	-95.60 %
5020999	48500-101	CONTR FROM CITY GENERAL FUND	641,639	0	0	0	0	0.00 %
5320999	48500-101	CONTR FROM CITY GENERAL FUND	100,869	0	0	0	0	0.00 %
5500999	48500-101	CONTR FROM CITY GENERAL FUND	17,325	0	0	0	0	0.00 %

**LAFAYETTE CONSOLIDATED GOVERNMENT
2023 - 2024 ADOPTED BUDGET
ANNUAL BUDGET FOR REVENUES BY SOURCE**

<u>CODE</u>	<u>REVENUE</u>	<u>ACTUAL FY 21-22</u>	<u>CUR BUDGET FY 22-23</u>	<u>ACTUAL AT 4/30/2023</u>	<u>PROJECTED FY 22-23</u>	<u>ADOPTED FY 23-24</u>	<u>ADOPTED VS CURRENT</u>	
6050999	48500-101	CONTR FROM CITY GENERAL FUND	37,643	65,000	37,643	65,000	65,000	0.00 %
7020999	48500-101	CONTR FROM CITY GENERAL FUND	45,658	0	0	0	0	0.00 %
1010999	48500-105	CONTR FROM PARISH GENERAL FUND	3,711,440	3,837,379	1,783,705	4,344,417	3,739,216	-2.56 %
1270999	48500-105	CONTR FROM PARISH GENERAL FUND	1,999,850	2,000,150	0	2,000,150	0	-100.00 %
2410999	48500-105	CONTR FROM PARISH GENERAL FUND	51,000	0	0	0	11,680	0.00 %
2670999	48500-105	CONTR FROM PARISH GENERAL FUND	370,265	286,742	125,757	286,742	325,367	13.47 %
2700999	48500-105	CONTR FROM PARISH GENERAL FUND	693,617	814,835	338,652	890,638	813,519	-0.16 %
2790999	48500-105	CONTR FROM PARISH GENERAL FUND	0	0	0	0	319,438	0.00 %
2960999	48500-105	CONTR FROM PARISH GENERAL FUND	0	249,889	21,533	170,672	159,157	-36.31 %
4010999	48500-105	CONTR FROM PARISH GENERAL FUND	249,429	60,856	28,674	60,856	728,364	1,096.86 %
2040999	48500-126	CONTR FROM GRANTS-FEDERAL	309,088	0	0	0	0	0.00 %
2050999	48500-126	CONTR FROM GRANTS-FEDERAL	247,982	0	0	0	0	0.00 %
2600999	48500-128	CONTR FROM GRANTS-OTHER	381	0	0	0	0	0.00 %
4010999	48500-128	CONTR FROM GRANTS-OTHER	20,161	-20,161	0	-20,161	0	-100.00 %
		CONTR FROM NHS LOAN PROGRAM						
1630999	48500-166	FD	20,884	0	0	0	0	0.00 %
2030999	48500-187	CONTR FROM FTA CAPITAL	150,000	0	0	0	0	0.00 %
1010999	48500-204	CONTR FROM HPACC FUND	240,734	247,235	0	247,235	0	-100.00 %
2040999	48500-205	CONTR FROM HPAC RESERVE FUND	490,138	867,640	0	117,759	619,591	-28.59 %
1280999	48500-206	CONTR FROM ANIMAL CARE FUND	0	13,000	0	13,000	0	-100.00 %
2090999	48500-211	CONTR FROM GOLF CART FUND	0	0	0	0	705,267	0.00 %
3520999	48500-215	CONTR FROM 61 S T TRUST FUND	0	0	0	0	-147,361	0.00 %
4010999	48500-215	CONTR FROM 61 S T TRUST FUND	33,863	97,852	-31,752	262,976	261,977	167.73 %
4010999	48500-222	CONTR FROM 85 S T TRUST FUND	59,012	84,837	-16,815	185,638	185,638	118.82 %
1010999	48500-260	CONTR FROM ROAD & BRIDGE MAINT	529,294	593,174	276,316	593,174	637,737	7.51 %
1890999	48500-260	CONTR FROM ROAD & BRIDGE MAINT	148,977	25,007	0	25,007	0	-100.00 %
2590999	48500-260	CONTR FROM ROAD & BRIDGE MAINT	8,460	0	0	0	0	0.00 %
4010999	48500-260	CONTR FROM ROAD & BRIDGE MAINT	344,592	547,113	262,148	547,113	581,891	6.36 %
		CONTR FROM DRAINAGE MAINT						
1260999	48500-261	FUND	89,269	92,740	-8,612	92,740	0	-100.00 %
		CONTR FROM DRAINAGE MAINT						
1270999	48500-261	FUND	1,066,667	0	0	0	0	0.00 %
		CONTR FROM DRAINAGE MAINT						
1620999	48500-261	FUND	0	870,438	0	870,438	0	-100.00 %
		CONTR FROM DRAINAGE MAINT						
4010999	48500-261	FUND	344,592	547,113	262,148	547,113	581,891	6.36 %
		CONTR FROM COURTHOUSE						
1010999	48500-264	COMPLEX	93,806	110,547	49,775	110,547	116,266	5.17 %
		CONTR FROM COURTHOUSE						
2620999	48500-264	COMPLEX	2,789,059	6,282,518	551,182	5,855,118	2,335,893	-62.82 %
2060999	48500-269	CONTR FROM COMB PUBLIC HEALTH	1,993,560	1,983,041	1,983,041	2,547,447	2,029,695	2.35 %
2660999	48500-269	CONTR FROM COMB PUBLIC HEALTH	305,405	1,211,501	1,211,501	414,899	1,307,176	7.90 %
2710999	48500-269	CONTR FROM COMB PUBLIC HEALTH	1,219,005	916,841	916,841	648,989	995,291	8.56 %
1270999	48500-273	CONTR FROM WATER MGMT FD	800,000	0	0	0	0	0.00 %
		CONTR FROM PAR,STRT,DRN,BRDGE						
1260999	48500-275	FD	0	705,696	0	705,696	0	-100.00 %
		CONTR FROM PAR,STRT,DRN,BRDGE						
1270999	48500-275	FD	2,000,000	0	0	0	0	0.00 %
1010999	48500-278	CONTR FROM POLICE & FIRE RE FD	928,039	4,399,597	0	4,399,597	3,536,541	-19.62 %
2960999	48500-297	CONTR FROM PARKING FUND	1,362	0	0	0	0	0.00 %
2150999	48500-352	CONTR FROM 61 S T BOND SINK FD	0	4,884	0	147,361	147,361	2,917.22 %
4010999	48500-352	CONTR FROM 61 S T BOND SINK FD	179,143	0	0	0	0	0.00 %
2150999	48500-353	CONTR FROM 61 S T BOND RES	33,863	92,000	-31,752	74,547	74,547	-18.97 %
3520999	48500-353	CONTR FROM 61 S T BOND RES	220,597	0	0	0	0	0.00 %
2220999	48500-354	CONTR FROM 85 S T BOND SINK FD	0	4,034	0	109,497	109,497	2,614.35 %

**LAFAYETTE CONSOLIDATED GOVERNMENT
2023 - 2024 ADOPTED BUDGET
ANNUAL BUDGET FOR REVENUES BY SOURCE**

CODE	REVENUE	ACTUAL	CUR BUDGET	ACTUAL AT	PROJECTED	ADOPTED	ADOPTED VS	
		FY 21-22	FY 22-23	4/30/2023	FY 22-23	FY 23-24	CURRENT	
3550999	48500-354	CONTR FROM 85 S T BOND SINK FD	125,303	0	0	0	0.00 %	
2220999	48500-355	CONTR FROM 85 S T BOND RES	59,012	80,000	-16,815	43,029	43,029 -46.21 %	
1010999	48500-401	CONTR FROM CIP FUND	404,270	460,497	219,275	460,497	477,315 3.65 %	
1260999	48500-401	CONTR FROM CIP FUND	7,608	65,673	13,495	65,673	0 -100.00 %	
1270999	48500-401	CONTR FROM CIP FUND	486,761	306,057	-1,993	306,057	0 -100.00 %	
1870999	48500-401	CONTR FROM CIP FUND	35,226	1,619,911	-34,244	1,619,911	0 -100.00 %	
1890999	48500-401	CONTR FROM CIP FUND	8,081	723,729	-8,081	723,729	0 -100.00 %	
3540999	48500-401	CONTR FROM CIP FUND	92,653	0	0	0	0.00 %	
3570999	48500-401	CONTR FROM CIP FUND	120,128	0	0	0	0.00 %	
1270999	48500-441	CONTR FROM CITY COMBINED BOND	3,000,000	0	0	0	0.00 %	
1890999	48500-441	CONTR FROM CITY COMBINED BOND	0	3,500,000	0	3,500,000	0 -100.00 %	
6050999	48500-502	CONTR FROM UTILITIES O & M	12,232	18,000	0	18,000	18,000 0.00 %	
6050999	48500-532	CONTR FROM COMM SYSTEMS O & M	0	6,000	0	6,000	6,000 0.00 %	
1280999	48500-550	CONTR FROM ENVIRON SERV FD	0	4,000	0	4,000	0 -100.00 %	
1010999	48500-607	CONTR FROM GROUP HOSP FUND	1,614,376	0	0	0	0.00 %	
1010999	48500-645	CONTR FROM 2016 AUGUST FLOOD	22,868	0	0	0	0.00 %	
1050999	48500-645	CONTR FROM 2016 AUGUST FLOOD	19,480	0	0	0	0.00 %	
1010999	48500-646	CONTR FROM HURRICANE BARRY	50,110	0	0	0	0.00 %	
1270999	48500-651	CONTR FR AMER RESC PLAN/21-PAR	0	-2,000,000	0	-2,000,000	0 -100.00 %	
IN LIEU OF TAX			24,185,668	27,800,000	27,032,565	28,632,565	28,600,000	2.88 %
1010999	48510-0	UTILITY SYS IN LIEU OF TAX	24,185,668	24,600,000	25,432,565	25,432,565	25,400,000 3.25 %	
1010999	48511-0	COMM SYS IN LIEU OF TAX	0	3,200,000	1,600,000	3,200,000	3,200,000 0.00 %	
OTHER REVENUES			12,853,653	35,593,146	5,867,391	35,524,756	14,283,571	-59.87 %
5020999	46115-0	OTHER ELECTRIC REVENUES	2,650,820	4,800,000	1,367,141	4,800,000	4,800,000 0.00 %	
5320999	46515-0	ADVERTISING SALES	76,542	150,000	40,362	100,000	100,000 -33.33 %	
5020999	46814-0	WATER CONTRIB AID OF CONST	123,625	0	0	0	0.00 %	
5020999	46816-0	SEWER CONTRIB AID OF CONST	27,075	0	0	0	0.00 %	
1010999	48525-0	IMPUTED TAX REVENUES	719,930	850,000	425,000	850,000	850,000 0.00 %	
1010999	49004-0	OPTICOM LEASE	1,313	0	0	0	0.00 %	
1010999	49006-0	OIL AND GAS LEASES	0	100	0	0	0 -100.00 %	
1050999	49006-0	OIL AND GAS LEASES	1,044	1,144	270	1,044	908 -20.63 %	
1010999	49008-0	LE CENTRE LEASE REVENUES	4,805	10,305	5,153	10,305	10,305 0.00 %	
2030999	49010-0	RPTC-USPS LEASE REVENUES	135,156	135,156	67,578	135,156	135,156 0.00 %	
2030999	49011-0	RPTC-USPS UTILITIES REIMB	20,122	15,450	8,104	21,892	21,892 41.70 %	
1010999	49013-0	CLIFTON CHENIER-HEALTH UNIT	337,500	337,500	168,750	337,500	337,500 0.00 %	
1010999	49020-0	CENTRAL PARKS RENTALS	23,975	23,200	10,625	18,800	18,800 -18.97 %	
1010999	49021-0	HORSE FARM LEASE	0	1,200	1,200	1,200	1,200 0.00 %	
2030999	49024-0	BENCH/BUS SHELTER FEES	29,075	30,000	9,500	28,988	28,988 -3.37 %	
2010999	49025-0	RECREATION CENTER LEASES	72,560	88,080	2,500	6,000	6,000 -93.19 %	
2040999	49026-0	PARKING LOT RENTALS	-8,831	196,469	94,255	196,469	196,469 0.00 %	
5020999	49036-0	RENTAL INCOME	7,906	0	3,953	11,859	0 0.00 %	
1010999	49038-0	AOC LEASE REVENUES	17,264	132,219	66,110	132,219	132,219 0.00 %	
1010999	49039-0	A-MPO LEASE REVENUES	79,860	79,860	39,930	79,860	79,860 0.00 %	
1010999	49040-0	LEASE REVENUE	93,890	0	0	0	0.00 %	
2040999	49040-0	LEASE REVENUE	180,158	0	0	0	0.00 %	
5020999	49040-0	LEASE REVENUE	132,170	0	0	0	0.00 %	
5320999	49040-0	LEASE REVENUE	63,761	0	0	0	0.00 %	
2630999	49110-0	INSURANCE PROCEEDS	25,803	26,420	9,156	24,858	23,500 -11.05 %	
2700999	49110-0	INSURANCE PROCEEDS	0	7,701	7,701	7,701	0 -100.00 %	
5020999	49115-0	GAIN/LOSS ON DISPOSAL OF PROP	-254,361	0	-77,742	0	0 0.00 %	
5320999	49115-0	GAIN/LOSS ON DISPOSAL OF PROP	-1,862	0	-672	0	0 0.00 %	
5500999	49115-0	GAIN/LOSS ON DISPOSAL OF PROP	3,812	0	16,258	16,258	0 0.00 %	
7020999	49115-0	GAIN/LOSS ON DISPOSAL OF PROP	80,425	0	6	0	0 0.00 %	
1010999	49307-0	CITY COURT DWI PROGRAM ADMIN	25,000	25,000	25,000	25,000	25,000 0.00 %	

**LAFAYETTE CONSOLIDATED GOVERNMENT
2023 - 2024 ADOPTED BUDGET
ANNUAL BUDGET FOR REVENUES BY SOURCE**

<u>CODE</u>	<u>REVENUE</u>	<u>ACTUAL FY 21-22</u>	<u>CUR BUDGET FY 22-23</u>	<u>ACTUAL AT 4/30/2023</u>	<u>PROJECTED FY 22-23</u>	<u>ADOPTED FY 23-24</u>	<u>ADOPTED VS CURRENT</u>	
1010999	49310-0	POLICE ATTENDANCE FEES	4,560	2,795	725	3,720	3,720	33.09 %
1010999	49312-0	CITY MARSHAL-OVERTIME	346	20,600	617	618	20,600	0.00 %
1280999	49315-0	LAFAYETTE PARISH SCHOOL BOARD	5,652	0	0	0	0	0.00 %
2030999	49315-0	LAFAYETTE PARISH SCHOOL BOARD	0	10,000	0	10,000	10,000	0.00 %
4010999	49315-0	LAFAYETTE PARISH SCHOOL BOARD	28,500	0	0	0	0	0.00 %
1010999	49316-0	LAF PARISH SCH BD RESOURCE	974,789	898,013	507,715	851,269	820,673	-8.61 %
1050999	49318-0	POLICE ATTENDANCE FEE-DIST CRT	35,490	38,625	11,550	38,625	38,625	0.00 %
2550999	49320-0	DISTRICT ATTORNEY	690,617	726,811	331,464	726,811	781,114	7.47 %
1010999	49324-0	STATE OF LA	83,981	0	0	0	0	0.00 %
1050999	49324-0	STATE OF LA	5,981	3,884	14,570	16,000	3,884	0.00 %
2650999	49324-0	STATE OF LA	89,651	58,996	115,164	115,164	89,651	51.96 %
1260999	49325-0	STATE OF LA-DOTD	0	560,000	0	560,000	0	-100.00 %
1890999	49325-0	STATE OF LA-DOTD	32,323	13,434,112	-32,323	13,434,112	0	-100.00 %
2600999	49325-0	STATE OF LA-DOTD	57,850	62,120	10,353	62,120	-62,120	-200.00 %
2650999	49326-0	LA PARISHES	87,267	109,862	29,728	77,545	77,545	-29.42 %
5020999	49338-0	CONTR FROM OTHER ENTITIES	636,071	0	0	0	0	0.00 %
5320999	49338-0	CONTR FROM OTHER ENTITIES	97,035	0	0	0	0	0.00 %
5500999	49338-0	CONTR FROM OTHER ENTITIES	19,632	1,580	0	1,580	1,580	0.00 %
1050999	49340-0	CONTR FR ALL ENTITIES ASSESSOR	77,313	456,769	122,718	456,769	273,997	-40.01 %
2600999	49346-0	CONTR FROM DDA	0	40,442	0	40,442	40,201	-0.60 %
1010999	49350-0	FEMA REIMBURSEMENT	13,858	0	0	0	0	0.00 %
5020999	49350-0	FEMA REIMBURSEMENT	751,148	0	0	0	0	0.00 %
1050999	49360-0	CITY OF BROUSSARD	3,010	12,670	565	565	12,670	0.00 %
2030999	49361-0	CITY OF CARENCRO	0	0	0	107,100	210,700	0.00 %
1260999	49362-0	CITY OF SCOTT	0	240,000	240,000	240,000	0	-100.00 %
2600999	49362-0	CITY OF SCOTT	81,123	0	0	0	0	0.00 %
1050999	49363-0	CITY OF YOUNGSVILLE	3,010	12,670	565	565	12,670	0.00 %
5320999	49365-0	NTIA-EVANGELINE CONTR IN-KIND	0	510,000	0	510,000	0	-100.00 %
5320999	49366-0	EDA-JENNINGS GRANT CONTR	0	617,500	0	617,500	0	-100.00 %
5320999	49367-0	GUMBO-VERMILLION GRANT CONTR	0	2,220,905	0	2,220,905	0	-100.00 %
5320999	49368-0	GUMBO-ACADIA GRANT CONTR	0	1,638,604	0	1,638,604	0	-100.00 %
5320999	49369-0	GUMBO-IBERIA GRANT CONTR	0	264,829	0	264,829	0	-100.00 %
1870999	49381-0	UNIVERSITY OF LA AT LAFAYETTE	25,417	21,147	-25,417	21,147	0	-100.00 %
2020999	49381-0	UNIVERSITY OF LA AT LAFAYETTE	0	0	0	0	34,500	0.00 %
2030999	49381-0	UNIVERSITY OF LA AT LAFAYETTE	13,000	35,400	3,500	35,400	35,400	0.00 %
1010999	49384-0	PARISH REIM-CITY HALL SECURITY	25,414	44,450	0	0	0	-100.00 %
5320999	49385-0	GUMBO-EVANGELINE GRANT CONTR	0	53,800	0	53,800	0	-100.00 %
1260999	49600-0	CONTR FROM PROPERTY OWNERS	-3,725	1,072,179	1,725	1,072,179	0	-100.00 %
1630999	49600-0	CONTR FROM PROPERTY OWNERS	43,473	0	0	0	0	0.00 %
1010999	49602-0	DONATIONS	600	0	0	0	0	0.00 %
1280999	49602-0	DONATIONS	60,021	0	0	0	0	0.00 %
2020999	49602-0	DONATIONS	100	0	0	0	0	0.00 %
2060999	49602-0	DONATIONS	5,735	14,666	7,930	0	0	-100.00 %
1010999	49603-0	DONATIONS-KIDS HEART COPS	0	600	0	0	0	-100.00 %
1280999	49604-0	ASPCA-NATIONAL SHELTER GRANT	0	135,965	135,965	83,000	0	-100.00 %
1280999	49607-0	COMMUNITY FOUNDATN OF ACADIANA	14,890	9,009	-14,890	9,009	0	-100.00 %
4010999	49607-0	COMMUNITY FOUNDATN OF ACADIANA	42,276	-1	0	-1	-1	0.00 %
1010999	49611-0	LAF CHRISTIAN ACADEMY-SRO	59,027	57,233	34,340	57,233	57,233	0.00 %
2990999	49614-0	CONTRACTOR REIMB OVERTIME	300	3,121	50	300	3,121	0.00 %
2090999	49616-0	EMPLOYEE CONTR RESTITUION	66	0	0	0	0	0.00 %
6070999	49618-0	EMPLOYEE CONTRIBUTIONS	3,771,713	4,917,518	1,912,297	4,917,518	4,594,420	-6.57 %
1010999	49619-0	TEURLINGS CATH HIGH SCHOOL-SRO	60,599	65,722	38,053	72,608	81,841	24.53 %
5500999	49620-0	ALLIED WASTE CONTRACT-HHW	165,000	165,000	0	250,000	250,000	51.52 %

**LAFAYETTE CONSOLIDATED GOVERNMENT
2023 - 2024 ADOPTED BUDGET
ANNUAL BUDGET FOR REVENUES BY SOURCE**

CODE	REVENUE	ACTUAL	CUR BUDGET	ACTUAL AT	PROJECTED	ADOPTED	ADOPTED VS
		FY 21-22	FY 22-23	4/30/2023	FY 22-23	FY 23-24	CURRENT
5500999	49621-0	60,000	60,000	60,000	60,000	50,000	-16.67 %
5500999	49623-0	17,500	15,000	5,000	25,000	25,000	66.67 %
2630999	49630-0	28,230	27,950	27,950	27,950	27,950	0.00 %
2630999	49632-0	7,000	25,350	25,350	25,350	19,000	-25.05 %
1280999	49633-0	2,500	14,069	10,039	14,069	0	-100.00 %
1010999	49642-0	0	84	0	0	0	-100.00 %
1280999	49650-0	0	1,500	1,500	0	0	-100.00 %
2010999	49650-0	5,000	93	0	0	0	-100.00 %
2630999	49650-0	1,773	1,700	450	242	1,800	5.88 %
MISCELLANEOUS REVENUES		13,095,004	61,668,313	6,061,585	13,463,924	14,289,125	-76.83 %
1010999	49800-0	140,086	13,136	30,093	30,093	26,134	98.95 %
1050999	49800-0	10,804	0	5,511	5,511	0	0.00 %
2010999	49800-0	2,545	0	231	231	0	0.00 %
2030999	49800-0	0	0	215	215	0	0.00 %
2050999	49800-0	510	0	584	0	0	0.00 %
2060999	49800-0	110	0	102	83	0	0.00 %
2090999	49800-0	9,600	0	4,800	4,800	0	0.00 %
2600999	49800-0	326	0	0	0	0	0.00 %
2610999	49800-0	7,638	0	0	0	0	0.00 %
2630999	49800-0	4,586	0	4,592	4,592	0	0.00 %
2640999	49800-0	1,417	0	0	0	0	0.00 %
2650999	49800-0	5	0	139	139	0	0.00 %
2700999	49800-0	573	0	0	0	0	0.00 %
2970999	49800-0	24	0	9	8	0	0.00 %
2990999	49800-0	2,500	0	133	133	0	0.00 %
4010999	49800-0	14,976	0	0	0	0	0.00 %
5020999	49800-0	0	0	825	0	0	0.00 %
5500999	49800-0	3,673	0	276	276	0	0.00 %
6070999	49800-0	1,209	0	0	-1,728	0	0.00 %
7020999	49800-0	1,113	0	549	531	0	0.00 %
1010999	49801-0	11,314	0	2,327	0	0	0.00 %
2010999	49801-0	0	0	3	0	0	0.00 %
2040999	49801-0	0	0	48	0	0	0.00 %
2060999	49801-0	143	0	0	0	0	0.00 %
2610999	49801-0	378	0	31	0	0	0.00 %
2620999	49801-0	1,338	0	0	0	0	0.00 %
2630999	49801-0	45	0	0	0	0	0.00 %
5020999	49801-0	12,214	0	0	0	0	0.00 %
5320999	49801-0	-44,775	0	1,085	0	0	0.00 %
6140999	49801-0	2,500	0	0	0	0	0.00 %
7020999	49801-0	3,053	0	2,468	0	0	0.00 %
1630999	49805-0	7,209	338	338	338	0	-100.00 %
1010999	49810-0	102	0	403	0	0	0.00 %
2010999	49810-0	3	0	0	0	0	0.00 %
2020999	49810-0	11	0	0	0	0	0.00 %
2030999	49810-0	903	0	718	0	0	0.00 %
2040999	49810-0	37	0	0	0	0	0.00 %
2060999	49810-0	43	0	0	0	0	0.00 %
2630999	49810-0	-15	0	2	0	0	0.00 %
2960999	49810-0	0	0	20	0	0	0.00 %
2970999	49810-0	5,002	0	672	0	0	0.00 %
2990999	49810-0	-252	0	-36	0	0	0.00 %
5500999	49810-0	4	0	0	0	0	0.00 %
2010999	49820-0	203	0	112	0	217	0.00 %
2020999	49820-0	18	0	0	0	0	0.00 %

**LAFAYETTE CONSOLIDATED GOVERNMENT
2023 - 2024 ADOPTED BUDGET
ANNUAL BUDGET FOR REVENUES BY SOURCE**

<u>CODE</u>	<u>REVENUE</u>	<u>ACTUAL FY 21-22</u>	<u>CUR BUDGET FY 22-23</u>	<u>ACTUAL AT 4/30/2023</u>	<u>PROJECTED FY 22-23</u>	<u>ADOPTED FY 23-24</u>	<u>ADOPTED VS CURRENT</u>	
2040999	49820-0	SALES TAX DISCOUNT	33	0	6	0	0.00 %	
2970999	49820-0	SALES TAX DISCOUNT	360	0	198	0	0.00 %	
5510999	49821-0	FUEL TAX DICSOUNT	78	69	44	90	30.43 %	
1010999	49830-0	SALE OF TRAFFIC ACCID REPORTS	67,838	63,730	31,872	68,381	7.30 %	
1010999	49835-0	NSF CHARGES	761	0	225	0	536 0.00 %	
2010999	49835-0	NSF CHARGES	24	0	0	0	24 0.00 %	
2970999	49835-0	NSF CHARGES	25	0	0	0	0.00 %	
2990999	49835-0	NSF CHARGES	25	0	25	0	25 0.00 %	
5020999	49840-0	BILLING FOR SERVICES	2,141,105	1,700,000	709,836	1,700,000	1,700,000 0.00 %	
5320999	49840-0	BILLING FOR SERVICES	-17,950	0	5,850	0	0 0.00 %	
5510999	49840-0	BILLING FOR SERVICES	234,624	167,957	151,556	324,978	324,978 93.49 %	
7020999	49840-0	BILLING FOR SERVICES	8,828,443	7,820,094	4,525,091	9,280,831	9,280,831 18.68 %	
1010999	49850-0	GIS SALES	0	15	0	0	0 -100.00 %	
2630999	49855-0	XEROX COPY REVENUES	12,263	12,408	5,522	11,912	11,700 -5.71 %	
2700999	49855-0	XEROX COPY REVENUES	1,075	1,225	300	850	850 -30.61 %	
2620999	49860-0	INMATE MEDICAL CO-PAY REIMB	23,722	24,010	3,919	22,213	22,213 -7.48 %	
2010999	49865-0	VENDING MACHINES COMMISSIONS	3,670	3,287	1,763	3,200	3,200 -2.65 %	
6140999	49879-0	SUBROGATION	0	40,000	0	40,000	40,000 0.00 %	
6140999	49882-0	SUBROGATION-FIRE/EXT COVERAGE	120,052	0	140,727	32,622	0 0.00 %	
6140999	49884-0	SUBROGATION-GENERAL LIABILITY	12,858	0	272	0	0 0.00 %	
6140999	49886-0	SUBROGATION-FLEET COLLISION	232,978	0	83,905	63,525	0 0.00 %	
6140999	49887-0	SUBROGATION-AUTO LIABILITY	2,931	0	0	0	0 0.00 %	
6070999	49888-0	SUBROGATION-MEDICAL	0	30,000	0	30,000	30,000 0.00 %	
6070999	49895-0	STOP LOSS RECOVERY	155,012	0	100,480	0	0 0.00 %	
1010999	49900-0	AUCTION PROCEEDS	0	0	159,200	0	0 0.00 %	
1010999	49902-0	AUCTION PROCEEDS-ON-LINE	9,084	2,762	3,960	3,960	1,370 -50.40 %	
1050999	49902-0	AUCTION PROCEEDS-ON-LINE	0	0	234	0	0 0.00 %	
2010999	49902-0	AUCTION PROCEEDS-ON-LINE	1,372	0	0	0	0 0.00 %	
2060999	49902-0	AUCTION PROCEEDS-ON-LINE	4,461	0	1	0	0 0.00 %	
2600999	49902-0	AUCTION PROCEEDS-ON-LINE	0	0	2	0	0 0.00 %	
2620999	49902-0	AUCTION PROCEEDS-ON-LINE	0	0	555	0	0 0.00 %	
2650999	49902-0	AUCTION PROCEEDS-ON-LINE	0	0	8	0	0 0.00 %	
4010999	49902-0	AUCTION PROCEEDS-ON-LINE	22,176	0	6,021	0	0 0.00 %	
7020999	49902-0	AUCTION PROCEEDS-ON-LINE	610	0	44	0	0 0.00 %	
2630999	49910-0	PRINTING REVENUES	47,859	50,486	22,344	45,951	45,000 -10.87 %	
1010999	49948-0	OTHER FINANCING SOURCE-LEASE	77,949	0	0	0	77,949 0.00 %	
2600999	49948-0	OTHER FINANCING SOURCE-LEASE	5,806	0	0	0	17,417 0.00 %	
2630999	49948-0	OTHER FINANCING SOURCE-LEASE	229,415	0	0	0	829,862 0.00 %	
5020999	49955-0	ANTICIPATED BOND PROCEEDS	0	50,000,000	0	0	0 -100.00 %	
5020999	49960-0	PROCEEDS FROM LOAN	0	1,738,796	0	1,738,796	1,808,348 4.00 %	
5020999	49962-0	MISC NON-OPER REVENUE	674,980	0	51,393	51,393	0 0.00 %	
5320999	49962-0	MISC NON-OPER REVENUE	192	0	-18	0	0 0.00 %	
LUS/LPPA/COMM A&G			4,198,132	4,168,146	2,050,092	4,599,101	4,572,605	9.70 %
1010999	49302-0	UTILITY SYS CONTR ON EXPENSES	3,084,796	3,086,040	1,546,374	3,226,768	3,091,579	0.18 %
1050999	49302-0	UTILITY SYS CONTR ON EXPENSES	367,356	388,960	191,124	405,847	548,421	41.00 %
1010999	49304-0	LPPA CONTR ON EXPENSES	105,141	90,824	0	91,615	90,678	-0.16 %
1050999	49304-0	LPPA CONTR ON EXPENSES	534	572	0	674	927	62.06 %
1010999	49306-0	CMCN SYSTEMS CONTR ON EXPENSES	495,022	250,750	243,173	523,197	490,000	95.41 %
5020999	49306-0	CMCN SYSTEMS CONTR ON EXPENSES	145,283	351,000	69,421	351,000	351,000	0.00 %
GRAND TOTAL REVENUES			757,531,951	962,751,126	373,185,111	846,769,973	703,677,434	-26.91 %



SCHEDULE OF REVENUES BY FUND



**LAFAYETTE CONSOLIDATED GOVERNMENT
2023 - 2024 ADOPTED BUDGET**

ANNUAL BUDGET FOR REVENUES BY FUND

CODE	REVENUE	ACTUAL FY 21-22	CUR BUDGET FY 22-23	ACTUAL AT 4/30/2023	PROJECTED FY 22-23	ADOPTED FY 23-24	ADOPTED VS CURRENT
FUND 101 GENERAL FUND - CITY		110,475,341	113,542,511	76,876,146	118,904,430	118,595,360	4.45 %
GENERAL PROPERTY TAXES		25,079,277	23,152,222	24,618,706	24,662,604	25,337,915	9.44 %
1010999	40000-0 GEN ALIMONY MILLAGE-CITY	8,748,397	8,763,203	9,318,055	9,343,907	9,590,519	9.44 %
1010999	40002-0 STREET MAINTENANCE MILLAGE	1,990,377	0	0	0	0	0.00 %
1010999	40004-0 PUBLIC BLDG MAINT MILLAGE	1,743,509	1,746,461	1,857,041	1,862,224	1,911,338	9.44 %
1010999	40006-0 PUB SAFETY-POL/FIRE MILLAGE	4,897,101	4,914,814	5,226,002	5,231,189	5,378,810	9.44 %
1010999	40008-0 PUB SAFETY-POL SAL MILLAGE	4,619,943	4,636,654	4,930,255	4,935,119	5,074,349	9.44 %
1010999	40010-0 PUB SAFETY-FIRE SAL MILLAGE	3,079,950	3,091,090	3,287,353	3,290,165	3,382,899	9.44 %
GENERAL SALES AND USE TAXES		35,569,899	35,445,573	14,963,567	35,741,076	35,740,075	0.83 %
1010999	40205-1961 SALES TAX REVENUES-CITY-1961	19,351,950	19,278,687	8,283,024	19,516,873	19,515,873	1.23 %
1010999	40205-1985 SALES TAX REVENUES-CITY-1985	16,217,949	16,166,886	6,680,543	16,224,203	16,224,202	0.35 %
OTHER TAXES		2,279,417	2,144,772	1,001,056	2,393,309	2,393,309	11.59 %
1010999	40300-0 GAS FRANCHISE TAX	1,191,146	1,077,647	726,910	1,345,675	1,345,675	24.87 %
1010999	40305-0 T V CABLE FRANCHISE TAX	909,238	869,232	212,870	875,000	875,000	0.66 %
1010999	40310-0 TELECOMM FRANCHISE TAX	7,342	19,028	3,898	7,310	7,310	-61.58 %
1010999	40400-0 PENALTIES	171,691	178,865	57,378	165,324	165,324	-7.57 %
LICENSES AND PERMITS		2,802,341	2,664,465	1,590,376	2,906,458	2,906,458	9.08 %
1010999	41000-0 OCCUPATIONAL LICENSE-OTHER	33,448	25,623	22,445	33,695	33,695	31.50 %
1010999	41005-0 OCCUPATIONAL LICENSE-INS COS	2,164,454	2,043,550	1,232,320	2,264,887	2,264,887	10.83 %
1010999	41010-0 LIQUOR AND BEER PERMITS	308,310	296,406	121,072	306,367	306,367	3.36 %
1010999	41015-0 BEVERAGE DISPENSING PERMITS	134,380	138,145	60,380	127,320	127,320	-7.84 %
1010999	41025-0 CHAIN STORE PERMITS	149,046	152,686	149,209	162,366	162,366	6.34 %
1010999	41030-0 VEH FOR HIRE REGISTRATION FEE	820	220	620	920	920	318.18 %
1010999	41035-0 VEH FOR HIRE OPER'S PERMIT FEE	100	170	100	130	130	-23.53 %
1010999	41040-0 PLACE & ASSEMBLY PERMITS	6,300	3,260	1,535	4,875	4,875	49.54 %
1010999	41087-0 A/C & HEATING PERMITS	35	0	0	0	0	0.00 %
1010999	41500-0 BICYCLE REGISTRATION FEES	103	145	5	98	98	-32.41 %
1010999	41505-0 VEH FOR HIRE DRIVER'S LICENSE	640	300	460	780	780	160.00 %
1010999	41515-0 SOUND VARIANCE FEES	4,705	3,960	2,230	5,020	5,020	26.77 %
INTERGOVERNMENTAL REVENUES		1,212,495	779,298	75,980	773,002	1,257,488	61.36 %
1010999	42200-0 LAFAYETTE HOUSING AUTHORITY	60,325	95,807	0	95,807	95,807	0.00 %
1010999	42505-0 BEER TAX REVENUES	129,333	145,140	75,980	138,844	138,844	-4.34 %
1010999	42510-0 FIRE INSURANCE REBATE	1,022,837	538,351	0	538,351	1,022,837	89.99 %
CHARGES FOR SERVICES		4,043,982	4,593,024	427,809	4,315,449	4,485,014	-2.35 %
1010999	43006-0 EXPUNGEMENT FEES	600	400	100	500	500	25.00 %
1010999	43007-0 SMD-APPLICATION FEE	500	0	0	500	500	0.00 %
1010999	43034-0 MONITORING FEES-CITY COURT	9,050	17,400	8,850	10,750	10,750	-38.22 %
1010999	43150-203 ADMIN FEES-TRANSIT FUND	407,477	408,000	0	413,256	415,000	1.72 %
1010999	43150-206 ADMIN FEES-ANIMAL CNTRL FD ADMIN FEES-CITY STREET, ROAD &	238,356	350,698	198,000	350,698	414,302	18.14 %
1010999	43150-259 ALLEY FUND	0	161,190	0	42,163	153,884	-4.53 %
1010999	43150-260 ADMIN FEES-ROAD & BRIDGE MAINT	385,376	221,893	0	221,893	212,224	-4.36 %
1010999	43150-261 ADMIN FEES-DRAINAGE MAINT FUND	347,451	345,384	0	345,384	329,751	-4.53 %
1010999	43150-263 ADMIN FEES-LIBRARY FUND	381,703	379,433	0	383,284	365,935	-3.56 %
1010999	43150-264 ADMIN FEES-COURTHOUSE COMPLEX	77,881	77,417	0	57,568	50,731	-34.47 %
1010999	43150-265 ADMIN FEES-JUVENILE DETENTION	232,210	231,142	0	253,926	245,199	6.08 %
1010999	43150-266 ADMIN FEES-PUBLIC HEALTH UNIT	57,525	57,564	0	58,643	59,186	2.82 %
1010999	43150-270 ADMIN FEES-CORONER FUND	36,954	36,734	0	36,734	35,071	-4.53 %
1010999	43150-271 ADMIN FEES-MOSQUITO ABATEMENT	12,504	12,398	0	8,641	8,455	-31.80 %
1010999	43150-274 ADMIN FEES-CULTURE ECONOMY FD	8,018	0	0	0	0	0.00 %

**LAFAYETTE CONSOLIDATED GOVERNMENT
2023 - 2024 ADOPTED BUDGET**

ANNUAL BUDGET FOR REVENUES BY FUND

CODE	REVENUE	ACTUAL	CUR BUDGET	ACTUAL AT	PROJECTED	ADOPTED	ADOPTED
		FY 21-22	FY 22-23	4/30/2023	FY 22-23	FY 23-24	VS CURRENT
	ADMIN FEES-PARISHWIDE FIRE PROT						
1010999	43150-279 FD	2,673	8,856	0	13,085	12,683	43.21 %
1010999	43150-296 ADMIN FEES-BUCHANAN GARAGE FD	0	87,625	0	11,297	67,641	-22.81 %
1010999	43150-297 ADMIN FEES-PARKING PROGRAM FD	0	158,572	0	159,005	152,193	-4.02 %
1010999	43150-299 ADMIN FEES-CODES & PERMITS FD	124,726	123,984	0	123,984	118,372	-4.53 %
1010999	43150-400 ADMIN FEES-BOND FUNDS	245,696	240,000	0	206,241	206,000	-14.17 %
1010999	43150-401 ADMIN FEES-CIP FUND	133,925	216,972	0	158,263	156,420	-27.91 %
1010999	43150-550 ADMIN FEES-ENVIRON SRVS FD	398,582	396,749	0	398,909	384,709	-3.03 %
1010999	43150-607 ADMIN FEES-GROUP INSURANCE FD	369,548	367,524	0	367,524	380,482	3.53 %
1010999	43151-0 SMD-PROGRAM ADMIN FEE	2,500	0	0	0	0	0.00 %
1010999	43200-0 FIRE SERVICE CHARGES	120,280	120,280	5,000	120,280	123,032	2.29 %
1010999	43203-0 CITY MARSHAL CHARGES	39,601	45,000	18,750	45,000	46,451	3.22 %
1010999	43204-0 CITY COURT JUDGES CHARGES	75,155	76,402	31,834	76,402	75,402	-1.31 %
1010999	43205-0 FALSE ALARM FEES	34,518	42,950	15,652	26,706	42,950	0.00 %
1010999	43206-0 CITY MARSHAL REIMBURSEMENT-SRO	0	121,328	31,944	121,328	113,706	-6.28 %
1010999	43209-0 BREATHALYZER FEES	20,775	12,875	9,425	19,000	19,000	47.57 %
1010999	43210-0 SWAT TRAINING FEES	3,300	3,300	5,550	5,550	5,550	68.18 %
1010999	43400-0 TRAFFIC SIGNAL MAINT-LADOTD	255,712	259,904	99,560	259,904	259,904	0.00 %
1010999	43401-0 TRAFFIC SIGNAL MAINT-SCOTT	7,685	6,288	3,144	6,288	6,288	0.00 %
1010999	43405-0 SIGNAGE-SUBDIVISION DEV	13,701	4,762	0	12,743	12,743	167.60 %
	FINES AND FORFEITS	1,877,333	983,168	493,421	1,921,416	1,916,729	94.95 %
1010999	44000-0 CITY COURT FINES	780,208	881,495	405,283	822,930	822,930	-6.64 %
1010999	44001-0 CITY COURT CIVIL FEES	1,084,575	76,023	65,803	1,072,001	1,072,001	1,310.10 %
1010999	44010-0 BOND & FEE FORFEITURE-CITY CRT	0	0	8,365	8,365	3,678	0.00 %
1010999	44300-0 ALCOHOL BEVERAGE FINES	12,550	25,650	13,970	18,120	18,120	-29.36 %
	INTEREST EARNINGS	-688,812	275,422	1,002,750	1,018,738	1,165,719	323.25 %
1010999	47000-0 INTEREST ON INVESTMENTS	487,629	275,422	1,002,750	1,018,738	1,018,738	269.88 %
1010999	47045-0 INTEREST REVENUE ON LEASES	48,994	0	0	0	146,981	0.00 %
1010999	47050-0 FMV-ADJ TO INVESTMENT	-1,225,435	0	0	0	0	0.00 %
	INTERNAL TRANSFERS	7,594,937	9,648,429	2,329,071	10,155,467	8,507,075	-11.83 %
1010999	48500-105 CONTR FROM PARISH GENERAL FUND	3,711,440	3,837,379	1,783,705	4,344,417	3,739,216	-2.56 %
1010999	48500-204 CONTR FROM HPACC FUND	240,734	247,235	0	247,235	0	-100.00 %
1010999	48500-260 CONTR FROM ROAD & BRIDGE MAINT CONTR FROM COURTHOUSE	529,294	593,174	276,316	593,174	637,737	7.51 %
1010999	48500-264 COMPLEX	93,806	110,547	49,775	110,547	116,266	5.17 %
1010999	48500-278 CONTR FROM POLICE & FIRE RE FD	928,039	4,399,597	0	4,399,597	3,536,541	-19.62 %
1010999	48500-401 CONTR FROM CIP FUND	404,270	460,497	219,275	460,497	477,315	3.65 %
1010999	48500-607 CONTR FROM GROUP HOSP FUND	1,614,376	0	0	0	0	0.00 %
1010999	48500-645 CONTR FROM 2016 AUGUST FLOOD	22,868	0	0	0	0	0.00 %
1010999	48500-646 CONTR FROM HURRICANE BARRY	50,110	0	0	0	0	0.00 %
	IN LIEU OF TAX	24,185,668	27,800,000	27,032,565	28,632,565	28,600,000	2.88 %
1010999	48510-0 UTILITY SYS IN LIEU OF TAX	24,185,668	24,600,000	25,432,565	25,432,565	25,400,000	3.25 %
1010999	48511-0 COMM SYS IN LIEU OF TAX	0	3,200,000	1,600,000	3,200,000	3,200,000	0.00 %
	OTHER REVENUES	2,526,711	2,548,881	1,323,218	2,440,332	2,438,951	-4.31 %
1010999	48525-0 IMPUTED TAX REVENUES	719,930	850,000	425,000	850,000	850,000	0.00 %
1010999	49004-0 OPTICOM LEASE	1,313	0	0	0	0	0.00 %
1010999	49006-0 OIL AND GAS LEASES	0	100	0	0	0	-100.00 %
1010999	49008-0 LE CENTRE LEASE REVENUES	4,805	10,305	5,153	10,305	10,305	0.00 %
1010999	49013-0 CLIFTON CHENIER-HEALTH UNIT	337,500	337,500	168,750	337,500	337,500	0.00 %
1010999	49020-0 CENTRAL PARKS RENTALS	23,975	23,200	10,625	18,800	18,800	-18.97 %
1010999	49021-0 HORSE FARM LEASE	0	1,200	1,200	1,200	1,200	0.00 %
1010999	49038-0 AOC LEASE REVENUES	17,264	132,219	66,110	132,219	132,219	0.00 %

**LAFAYETTE CONSOLIDATED GOVERNMENT
2023 - 2024 ADOPTED BUDGET**

ANNUAL BUDGET FOR REVENUES BY FUND

<u>CODE</u>	<u>REVENUE</u>	<u>ACTUAL FY 21-22</u>	<u>CUR BUDGET FY 22-23</u>	<u>ACTUAL AT 4/30/2023</u>	<u>PROJECTED FY 22-23</u>	<u>ADOPTED FY 23-24</u>	<u>ADOPTED VS CURRENT</u>
1010999	49039-0	79,860	79,860	39,930	79,860	79,860	0.00 %
1010999	49040-0	93,890	0	0	0	0	0.00 %
1010999	49307-0	25,000	25,000	25,000	25,000	25,000	0.00 %
1010999	49310-0	4,560	2,795	725	3,720	3,720	33.09 %
1010999	49312-0	346	20,600	617	618	20,600	0.00 %
1010999	49316-0	974,789	898,013	507,715	851,269	820,673	-8.61 %
1010999	49324-0	83,981	0	0	0	0	0.00 %
1010999	49350-0	13,858	0	0	0	0	0.00 %
1010999	49384-0	25,414	44,450	0	0	0	-100.00 %
1010999	49602-0	600	0	0	0	0	0.00 %
1010999	49603-0	0	600	0	0	0	-100.00 %
1010999	49611-0	59,027	57,233	34,340	57,233	57,233	0.00 %
1010999	49619-0	60,599	65,722	38,053	72,608	81,841	24.53 %
1010999	49642-0	0	84	0	0	0	-100.00 %
MISCELLANEOUS REVENUES		307,134	79,643	228,080	102,434	174,370	118.94 %
1010999	49800-0	140,086	13,136	30,093	30,093	26,134	98.95 %
1010999	49801-0	11,314	0	2,327	0	0	0.00 %
1010999	49810-0	102	0	403	0	0	0.00 %
1010999	49830-0	67,838	63,730	31,872	68,381	68,381	7.30 %
1010999	49835-0	761	0	225	0	536	0.00 %
1010999	49850-0	0	15	0	0	0	-100.00 %
1010999	49900-0	0	0	159,200	0	0	0.00 %
1010999	49902-0	9,084	2,762	3,960	3,960	1,370	-50.40 %
1010999	49948-0	77,949	0	0	0	77,949	0.00 %
LUS/LPPA/COMM A&G		3,684,959	3,427,614	1,789,547	3,841,580	3,672,257	7.14 %
1010999	49302-0	3,084,796	3,086,040	1,546,374	3,226,768	3,091,579	0.18 %
1010999	49304-0	105,141	90,824	0	91,615	90,678	-0.16 %
1010999	49306-0	495,022	250,750	243,173	523,197	490,000	95.41 %
FUND 105 GENERAL FUND - PARISH		15,334,741	14,699,324	8,988,688	15,767,878	17,282,463	17.57 %
GENERAL PROPERTY TAXES		4,209,177	4,141,974	4,482,007	4,483,134	4,552,783	9.92 %
1050999	40012-0	4,206,524	4,136,863	4,480,620	4,480,620	4,550,269	9.99 %
1050999	40100-0	2,653	5,111	1,387	2,514	2,514	-50.81 %
GENERAL SALES AND USE TAXES		7,057,164	6,616,313	2,841,107	6,800,000	6,900,000	4.29 %
1050999	40200-0	7,057,164	6,616,313	2,841,107	6,800,000	6,900,000	4.29 %
OTHER TAXES		2,269,108	1,614,190	114,329	1,420,571	2,270,770	40.68 %
1050999	40305-0	450,097	650,455	105,724	450,000	450,000	-30.82 %
1050999	40310-0	9,586	2,750	4,550	9,586	9,586	248.58 %
1050999	40315-0	1,802,484	952,285	0	952,285	1,802,484	89.28 %
1050999	40450-0	5,165	6,700	3,261	6,700	6,700	0.00 %
1050999	40460-0	1,776	2,000	794	2,000	2,000	0.00 %
LICENSES AND PERMITS		577,609	522,367	310,946	525,306	524,796	0.46 %
1050999	41005-0	555,109	500,000	293,406	500,000	500,000	0.00 %
1050999	41050-0	510	0	85	510	0	0.00 %
1050999	41060-0	21,990	22,367	17,455	24,796	24,796	10.86 %
INTERGOVERNMENTAL REVENUES		411,906	295,266	250,434	463,744	468,603	58.71 %
1050999	42500-0	131,631	131,631	88,542	132,813	132,813	0.90 %
1050999	42505-0	21,502	24,917	12,484	24,917	24,917	0.00 %
1050999	42515-0	250,567	130,470	149,408	297,766	302,667	131.98 %
1050999	42520-0	8,206	8,248	0	8,248	8,206	-0.51 %

**LAFAYETTE CONSOLIDATED GOVERNMENT
2023 - 2024 ADOPTED BUDGET**

ANNUAL BUDGET FOR REVENUES BY FUND

CODE	REVENUE	ACTUAL	CUR BUDGET	ACTUAL AT	PROJECTED	ADOPTED	ADOPTED
		FY 21-22	FY 22-23	4/30/2023	FY 22-23	FY 23-24	VS CURRENT
CHARGES FOR SERVICES		415,785	465,494	19,486	457,380	661,995	42.21 %
1050999	43030-0 DISTRICT COURT COSTS	19,519	21,244	6,353	19,798	19,798	-6.81 %
1050999	43031-0 COURT COST-REIMBURSEMENTS	52,468	26,472	13,133	51,212	67,161	153.71 %
1050999	43150-206 ADMIN FEES-ANIMAL CNTRL FD ADMIN FEES-CITY STREET, ROAD &	29,189	45,302	0	45,302	75,698	67.10 %
1050999	43150-259 ALLEY FUND	0	20,822	0	5,446	28,116	35.03 %
1050999	43150-260 ADMIN FEES-ROAD & BRIDGE MAINT	47,193	28,664	0	28,664	38,776	35.28 %
1050999	43150-261 ADMIN FEES-DRAINAGE MAINT FUND	42,549	44,616	0	44,616	60,249	35.04 %
1050999	43150-263 ADMIN FEES-LIBRARY FUND	46,744	49,014	0	49,512	66,860	36.41 %
1050999	43150-264 ADMIN FEES-COURTHOUSE COMPLEX	9,537	10,001	0	7,437	9,269	-7.32 %
1050999	43150-265 ADMIN FEES-JUVENILE DETENTION	28,437	29,858	0	32,802	44,801	50.05 %
1050999	43150-266 ADMIN FEES-PUBLIC HEALTH UNIT	7,044	7,436	0	7,575	10,814	45.43 %
1050999	43150-270 ADMIN FEES-CORONER FUND	4,525	4,745	0	4,745	6,408	35.05 %
1050999	43150-271 ADMIN FEES-MOSQUITO ABATEMENT	1,531	1,602	0	1,116	1,545	-3.56 %
1050999	43150-274 ADMIN FEES-CULTURE ECONOMY FD ADMIN FEES-PARISHWIDE FIRE PROT	982	0	0	0	0	0.00 %
1050999	43150-279 FD	327	1,144	0	1,690	2,317	102.53 %
1050999	43150-296 ADMIN FEES-BUCHANAN GARAGE FD	0	10,830	0	1,459	12,359	14.12 %
1050999	43150-297 ADMIN FEES-PARKING PROGRAM FD	0	20,973	0	20,540	27,807	32.58 %
1050999	43150-299 ADMIN FEES-CODES & PERMITS FD	15,274	16,016	0	16,016	21,628	35.04 %
1050999	43150-401 ADMIN FEES-CIP FUND	16,401	28,028	0	20,444	28,580	1.97 %
1050999	43150-550 ADMIN FEES-ENVIRON SRVS FD	48,810	51,251	0	51,530	70,291	37.15 %
1050999	43150-607 ADMIN FEES-GROUP INSURANCE FD	45,255	47,476	0	47,476	69,518	46.43 %
FINES AND FORFEITS		105,979	121,624	38,712	107,460	107,460	-11.65 %
1050999	44000-0 CITY COURT FINES	17,236	25,091	9,786	17,416	17,416	-30.59 %
1050999	44101-0 DISTRICT COURT-JURY FEES	88,743	96,533	28,926	90,044	90,044	-6.72 %
INTEREST EARNINGS		-315,580	6,802	584,560	584,683	903,954	3,189.53 %
1050999	47000-0 INTEREST ON INVESTMENTS	208,697	6,665	579,639	579,639	898,910	3,387.02 %
1050999	47005-0 INT ON INV-SALES TAX	2,266	137	4,921	5,044	5,044	3,581.75 %
1050999	47050-0 FMV-ADJ TO INVESTMENT	-526,543	0	0	0	0	0.00 %
INTERNAL TRANSFERS		99,051	0	0	0	0	0.00 %
1050999	48500-101 CONTR FROM CITY GENERAL FUND	79,571	0	0	0	0	0.00 %
1050999	48500-645 CONTR FROM 2016 AUGUST FLOOD	19,480	0	0	0	0	0.00 %
OTHER REVENUES		125,848	525,762	150,238	513,568	342,754	-34.81 %
1050999	49006-0 OIL AND GAS LEASES	1,044	1,144	270	1,044	908	-20.63 %
1050999	49318-0 POLICE ATTENDANCE FEE-DIST CRT	35,490	38,625	11,550	38,625	38,625	0.00 %
1050999	49324-0 STATE OF LA	5,981	3,884	14,570	16,000	3,884	0.00 %
1050999	49340-0 CONTR FR ALL ENTITIES ASSESSOR	77,313	456,769	122,718	456,769	273,997	-40.01 %
1050999	49360-0 CITY OF BROUSSARD	3,010	12,670	565	565	12,670	0.00 %
1050999	49363-0 CITY OF YOUNGSVILLE	3,010	12,670	565	565	12,670	0.00 %
MISCELLANEOUS REVENUES		10,804	0	5,745	5,511	0	0.00 %
1050999	49800-0 MISCELLANEOUS REVENUES	10,804	0	5,511	5,511	0	0.00 %
1050999	49902-0 AUCTION PROCEEDS-ON-LINE	0	0	234	0	0	0.00 %
LUS/LPPA/COMM A&G		367,890	389,532	191,124	406,521	549,348	41.03 %
1050999	49302-0 UTILITY SYS CONTR ON EXPENSES	367,356	388,960	191,124	405,847	548,421	41.00 %
1050999	49304-0 LPPA CONTR ON EXPENSES	534	572	0	674	927	62.06 %
FUND 126 GRANTS - FEDERAL		16,224,922	22,695,694	8,105,303	21,601,147	0	-100.00 %
INTERGOVERNMENTAL REVENUES		15,868,349	19,370,329	7,666,622	18,280,567	0	-100.00 %
1260999	42000-0 PUBLIC SAFETY FEDERAL GRANTS	3,307,388	13,112,018	1,408,311	13,112,018	0	-100.00 %

**LAFAYETTE CONSOLIDATED GOVERNMENT
2023 - 2024 ADOPTED BUDGET**

ANNUAL BUDGET FOR REVENUES BY FUND

<u>CODE</u>	<u>REVENUE</u>	<u>ACTUAL FY 21-22</u>	<u>CUR BUDGET FY 22-23</u>	<u>ACTUAL AT 4/30/2023</u>	<u>PROJECTED FY 22-23</u>	<u>ADOPTED FY 23-24</u>	<u>ADOPTED VS CURRENT</u>
1260999	42020-0	CDBG PROGRAM	-70,961	0	0	0	0.00 %
1260999	42040-0	OTHER FEDERAL GRANTS	12,603,801	6,258,311	6,258,311	5,168,549	-100.00 %
1260999	42042-0	CULTURE/RECREATION FED GRTS	28,121	0	0	0	0.00 %
CHARGES FOR SERVICES			20,045	195,182	195,052	190,397	-100.00 %
1260999	43161-0	SOCIAL SECURITY ADMIN-PROG INC	20,045	195,182	195,052	190,397	-100.00 %
INTERNAL TRANSFERS			340,253	1,258,004	1,904	1,258,004	-100.00 %
1260999	48500-101	CONTR FROM CITY GENERAL FUND	243,376	393,895	-2,979	393,895	-100.00 %
1260999	48500-261	CONTR FROM DRAINAGE MAINT FUND	89,269	92,740	-8,612	92,740	-100.00 %
1260999	48500-275	CONTR FROM PAR,STRT,DRN,BRDGE FD	0	705,696	0	705,696	-100.00 %
1260999	48500-401	CONTR FROM CIP FUND	7,608	65,673	13,495	65,673	-100.00 %
OTHER REVENUES			-3,725	1,872,179	241,725	1,872,179	-100.00 %
1260999	49325-0	STATE OF LA-DOTD	0	560,000	0	560,000	-100.00 %
1260999	49362-0	CITY OF SCOTT	0	240,000	240,000	240,000	-100.00 %
1260999	49600-0	CONTR FROM PROPERTY OWNERS	-3,725	1,072,179	1,725	1,072,179	-100.00 %
FUND 127 GRANTS - STATE			49,575,156	20,610,202	-20,512,865	19,930,990	0 -100.00 %
INTERGOVERNMENTAL REVENUES			40,221,878	20,303,995	-20,510,872	19,624,783	-100.00 %
1270999	42300-0	PUBLIC SAFETY STATE GRANTS	40,098,227	10,098,216	-20,511,213	10,098,216	-100.00 %
1270999	42305-0	HIWAYS & STREETS STATE GRANTS	77,305	2,572,579	941	1,822,579	-100.00 %
1270999	42325-0	OTHER STATE GRANTS	44,046	493,088	-3,000	563,876	-100.00 %
1270999	42340-0	CULTURE/RECREATION STATE GRANT	2,300	1,002,400	2,400	1,002,400	-100.00 %
1270999	42360-0	OTHER-LAF PARISH CRT HOUSE IMP	0	6,137,712	0	6,137,712	-100.00 %
INTERNAL TRANSFERS			9,353,278	306,207	-1,993	306,207	-100.00 %
1270999	48500-105	CONTR FROM PARISH GENERAL FUND	1,999,850	2,000,150	0	2,000,150	-100.00 %
1270999	48500-261	CONTR FROM DRAINAGE MAINT FUND	1,066,667	0	0	0	0.00 %
1270999	48500-273	CONTR FROM WATER MGMT FD	800,000	0	0	0	0.00 %
1270999	48500-275	CONTR FROM PAR,STRT,DRN,BRDGE FD	2,000,000	0	0	0	0.00 %
1270999	48500-401	CONTR FROM CIP FUND	486,761	306,057	-1,993	306,057	-100.00 %
1270999	48500-441	CONTR FROM CITY COMBINED BOND	3,000,000	0	0	0	0.00 %
1270999	48500-651	CONTR FR AMER RESC PLAN/21-PAR	0	-2,000,000	0	-2,000,000	-100.00 %
FUND 128 GRANTS - OTHER			83,063	177,543	132,614	123,078	0 -100.00 %
INTERNAL TRANSFERS			0	17,000	0	17,000	-100.00 %
1280999	48500-206	CONTR FROM ANIMAL CARE FUND	0	13,000	0	13,000	-100.00 %
1280999	48500-550	CONTR FROM ENVIRON SERV FD	0	4,000	0	4,000	-100.00 %
OTHER REVENUES			83,063	160,543	132,614	106,078	-100.00 %
1280999	49315-0	LAFAYETTE PARISH SCHOOL BOARD	5,652	0	0	0	0.00 %
1280999	49602-0	DONATIONS	60,021	0	0	0	0.00 %
1280999	49604-0	ASPCA-NATIONAL SHELTER GRANT COMMUNITY FOUNDATN OF	0	135,965	135,965	83,000	-100.00 %
1280999	49607-0	ACADIANA	14,890	9,009	-14,890	9,009	-100.00 %
1280999	49633-0	OTHER GRANTS REVENUE	2,500	14,069	10,039	14,069	-100.00 %
1280999	49650-0	OTHER-PRIVATE CONTR & DONATION	0	1,500	1,500	0	-100.00 %
FUND 162 COMMUNITY DEVELOPMENT FUND			3,306,774	9,845,598	1,012,945	9,845,598	0 -100.00 %
INTERGOVERNMENTAL REVENUES			3,306,774	8,969,069	1,012,945	8,969,069	-100.00 %

**LAFAYETTE CONSOLIDATED GOVERNMENT
2023 - 2024 ADOPTED BUDGET**

ANNUAL BUDGET FOR REVENUES BY FUND

CODE	REVENUE	ACTUAL	CUR BUDGET	ACTUAL AT	PROJECTED	ADOPTED	ADOPTED VS
		FY 21-22	FY 22-23	4/30/2023	FY 22-23	FY 23-24	CURRENT
1620999	42020-0	3,306,774	8,969,069	1,012,945	8,969,069	0	-100.00 %
INTERNAL TRANSFERS		0	876,529	0	876,529	0	-100.00 %
1620999	48500-101	0	6,091	0	6,091	0	-100.00 %
	CONTR FROM CITY GENERAL FUND						
	CONTR FROM DRAINAGE MAINT						
1620999	48500-261	0	870,438	0	870,438	0	-100.00 %
	FUND						
FUND 163 HOME PROGRAM FUND		483,181	2,014,850	-156,741	2,014,850	0	-100.00 %
INTERGOVERNMENTAL REVENUES		411,615	2,014,512	-157,079	2,014,512	0	-100.00 %
1630999	42015-0	411,615	2,014,512	-157,079	2,014,512	0	-100.00 %
	HOME PROGRAM						
INTERNAL TRANSFERS		20,884	0	0	0	0	0.00 %
	CONTR FROM NHS LOAN PROGRAM						
1630999	48500-166	20,884	0	0	0	0	0.00 %
	FD						
OTHER REVENUES		43,473	0	0	0	0	0.00 %
1630999	49600-0	43,473	0	0	0	0	0.00 %
	CONTR FROM PROPERTY OWNERS						
MISCELLANEOUS REVENUES		7,209	338	338	338	0	-100.00 %
1630999	49805-0	7,209	338	338	338	0	-100.00 %
	MISC REV-PROGRAM INCOME						
FUND 187 FTA CAPITAL		792,792	9,278,102	129,964	9,278,102	0	-100.00 %
INTERGOVERNMENTAL REVENUES		732,149	7,637,044	189,625	7,637,044	0	-100.00 %
1870999	42010-0	732,149	7,637,044	-228,752	7,637,044	0	-100.00 %
	FTA GRANTS						
1870999	42020-0	0	0	418,377	0	0	0.00 %
	CDBG PROGRAM						
INTERNAL TRANSFERS		35,226	1,619,911	-34,244	1,619,911	0	-100.00 %
1870999	48500-401	35,226	1,619,911	-34,244	1,619,911	0	-100.00 %
	CONTR FROM CIP FUND						
OTHER REVENUES		25,417	21,147	-25,417	21,147	0	-100.00 %
1870999	49381-0	25,417	21,147	-25,417	21,147	0	-100.00 %
	UNIVERSITY OF LA AT LAFAYETTE						
FUND 189 LA DOTD MPO GRANTS		92,338	20,194,565	-40,404	20,194,565	0	-100.00 %
INTERGOVERNMENTAL REVENUES		-97,043	2,511,717	0	2,511,717	0	-100.00 %
1890999	42300-0	-97,043	2,511,717	0	2,511,717	0	-100.00 %
	PUBLIC SAFETY STATE GRANTS						
INTERNAL TRANSFERS		157,058	4,248,736	-8,081	4,248,736	0	-100.00 %
1890999	48500-260	148,977	25,007	0	25,007	0	-100.00 %
	CONTR FROM ROAD & BRIDGE MAINT						
1890999	48500-401	8,081	723,729	-8,081	723,729	0	-100.00 %
	CONTR FROM CIP FUND						
1890999	48500-441	0	3,500,000	0	3,500,000	0	-100.00 %
	CONTR FROM CITY COMBINED BOND						
OTHER REVENUES		32,323	13,434,112	-32,323	13,434,112	0	-100.00 %
1890999	49325-0	32,323	13,434,112	-32,323	13,434,112	0	-100.00 %
	STATE OF LA-DOTD						
FUND 201 CITY PARKS & RECREATION FUND		4,795,011	5,559,772	3,923,893	5,559,772	5,166,242	-7.08 %
GENERAL PROPERTY TAXES		2,959,460	2,967,434	3,155,320	3,161,172	3,247,583	9.44 %
2010999	40014-0	2,959,460	2,967,434	3,155,320	3,161,172	3,247,583	9.44 %
	PARK MAINTENANCE MILLAGE						
CHARGES FOR SERVICES		314,878	250,083	190,908	328,546	326,149	30.42 %
2010999	43762-0	1,254	1,100	0	1,300	1,300	18.18 %
	SWIMMING POOL ADMISSIONS						
2010999	43780-0	52,166	40,000	24,670	50,532	50,532	26.33 %
	RECREATION INSTRUCTION FEES						
2010999	43782-0	12,725	20,000	15,122	15,122	12,725	-36.38 %
	RECREATION REGISTRATION						
2010999	43784-0	202,252	150,000	125,911	215,765	215,765	43.84 %
	RECREATION BUILDING RENTALS						
2010999	43786-0	46,246	38,789	25,205	45,721	45,721	17.87 %
	RECREATION CAMPGROUND RENTALS						
2010999	43790-0	235	194	0	106	106	-45.36 %
	RECREATION RACQUET BALL FEES						
INTEREST EARNINGS		2,844	2,926	19,979	19,979	13,336	355.78 %

**LAFAYETTE CONSOLIDATED GOVERNMENT
2023 - 2024 ADOPTED BUDGET**

ANNUAL BUDGET FOR REVENUES BY FUND

<u>CODE</u>	<u>REVENUE</u>	<u>ACTUAL FY 21-22</u>	<u>CUR BUDGET FY 22-23</u>	<u>ACTUAL AT 4/30/2023</u>	<u>PROJECTED FY 22-23</u>	<u>ADOPTED FY 23-24</u>	<u>ADOPTED VS CURRENT</u>
2010999	47000-0	INTEREST ON INVESTMENTS	2,844	2,926	19,979	19,979	13,336 355.78 %
INTERNAL TRANSFERS			1,432,452	2,247,869	553,077	2,040,644	1,569,733 -30.17 %
2010999	48500-101	CONTR FROM CITY GENERAL FUND	1,432,452	2,247,869	553,077	2,040,644	1,569,733 -30.17 %
OTHER REVENUES			77,560	88,173	2,500	6,000	6,000 -93.20 %
2010999	49025-0	RECREATION CENTER LEASES	72,560	88,080	2,500	6,000	6,000 -93.19 %
2010999	49650-0	OTHER-PRIVATE CONTR & DONATION	5,000	93	0	0	0 -100.00 %
MISCELLANEOUS REVENUES			7,817	3,287	2,109	3,431	3,441 4.69 %
2010999	49800-0	MISCELLANEOUS REVENUES	2,545	0	231	231	0 0.00 %
2010999	49801-0	MISC REV-PY ADJUSTMENT	0	0	3	0	0 0.00 %
2010999	49810-0	CASH SHORT/OVER	3	0	0	0	0 0.00 %
2010999	49820-0	SALES TAX DISCOUNT	203	0	112	0	217 0.00 %
2010999	49835-0	NSF CHARGES	24	0	0	0	24 0.00 %
2010999	49865-0	VENDING MACHINES COMMISSIONS	3,670	3,287	1,763	3,200	3,200 -2.65 %
2010999	49902-0	AUCTION PROCEEDS-ON-LINE	1,372	0	0	0	0 0.00 %
FUND 202 LAFAYETTE SCIENCE MUSEUM FD			646,790	570,804	358,619	570,804	582,786 2.10 %
CHARGES FOR SERVICES			18,056	45,326	0	0	1,000 -97.79 %
2020999	43826-0	NATURE STATION FEES	447	0	0	0	1,000 0.00 %
2020999	43850-0	TICKET SALES	17,609	45,326	0	0	0 -100.00 %
INTERNAL TRANSFERS			628,605	525,478	358,619	570,804	547,286 4.15 %
2020999	48500-101	CONTR FROM CITY GENERAL FUND	628,605	525,478	358,619	570,804	547,286 4.15 %
OTHER REVENUES			100	0	0	0	34,500 0.00 %
2020999	49381-0	UNIVERSITY OF LA AT LAFAYETTE	0	0	0	0	34,500 0.00 %
2020999	49602-0	DONATIONS	100	0	0	0	0 0.00 %
MISCELLANEOUS REVENUES			29	0	0	0	0 0.00 %
2020999	49810-0	CASH SHORT/OVER	11	0	0	0	0 0.00 %
2020999	49820-0	SALES TAX DISCOUNT	18	0	0	0	0 0.00 %
FUND 203 MUNICIPAL TRANSIT SYSTEM FUND			4,893,938	5,537,970	1,787,461	5,673,226	5,702,594 2.97 %
INTERGOVERNMENTAL REVENUES			2,137,697	3,617,523	115,927	2,493,865	2,493,865 -31.06 %
2030999	42011-0	OTHER-FEDERAL TRANSIT ADMIN	1,825,300	3,617,523	0	2,493,865	2,493,865 -31.06 %
2030999	42325-0	OTHER STATE GRANTS	312,397	0	115,927	0	0 0.00 %
CHARGES FOR SERVICES			187,233	195,000	80,389	108,250	100,000 -48.72 %
2030999	43900-0	BUS FARES	184,533	175,000	76,139	100,000	100,000 -42.86 %
2030999	43905-0	CHARTER SERVICES	2,700	20,000	4,250	8,250	0 -100.00 %
INTEREST EARNINGS			0	0	2,089	2,089	0 0.00 %
2030999	47000-0	INTEREST ON INVESTMENTS	0	0	2,089	2,089	0 0.00 %
INTERNAL TRANSFERS			2,370,752	1,499,441	1,499,441	2,730,271	2,666,593 77.84 %
2030999	48500-101	CONTR FROM CITY GENERAL FUND	2,220,752	1,499,441	1,499,441	2,730,271	2,666,593 77.84 %
2030999	48500-187	CONTR FROM FTA CAPITAL	150,000	0	0	0	0 0.00 %
OTHER REVENUES			197,353	226,006	88,682	338,536	442,136 95.63 %
2030999	49010-0	RPTC-USPS LEASE REVENUES	135,156	135,156	67,578	135,156	135,156 0.00 %
2030999	49011-0	RPTC-USPS UTILITIES REIMB	20,122	15,450	8,104	21,892	21,892 41.70 %
2030999	49024-0	BENCH/BUS SHELTER FEES	29,075	30,000	9,500	28,988	28,988 -3.37 %
2030999	49315-0	LAFAYETTE PARISH SCHOOL BOARD	0	10,000	0	10,000	10,000 0.00 %
2030999	49361-0	CITY OF CARENCRO	0	0	0	107,100	210,700 0.00 %
2030999	49381-0	UNIVERSITY OF LA AT LAFAYETTE	13,000	35,400	3,500	35,400	35,400 0.00 %
MISCELLANEOUS REVENUES			903	0	933	215	0 0.00 %

**LAFAYETTE CONSOLIDATED GOVERNMENT
2023 - 2024 ADOPTED BUDGET**

ANNUAL BUDGET FOR REVENUES BY FUND

CODE	REVENUE	ACTUAL	CUR BUDGET	ACTUAL AT	PROJECTED	ADOPTED	ADOPTED VS
		FY 21-22	FY 22-23	4/30/2023	FY 22-23	FY 23-24	CURRENT
2030999	49800-0	0	0	215	215	0	0.00 %
2030999	49810-0	903	0	718	0	0	0.00 %
FUND 204 HEYMANN PERF ARTS CTR-COMM		1,810,668	1,990,208	535,913	1,990,208	1,799,189	-9.60 %
CHARGES FOR SERVICES		785,899	925,600	441,604	865,754	864,620	-6.59 %
2040999	43840-0	419,230	429,600	213,392	455,612	455,612	6.05 %
2040999	43842-0	46,506	54,000	25,157	44,403	44,403	-17.77 %
2040999	43844-0	40,134	45,000	12,428	40,134	39,000	-13.33 %
	AUDITORIUM COMM ON						
2040999	43846-0	11,098	17,000	5,349	13,869	13,869	-18.42 %
2040999	43848-0	268,931	380,000	185,278	311,736	311,736	-17.96 %
	AUDITORIUM REIMBURSEABLES						
INTEREST EARNINGS		54,146	499	0	0	54,040	0,729.66 %
2040999	47000-0	106	499	0	0	0	-100.00 %
2040999	47045-0	54,040	0	0	0	54,040	0.00 %
	INTEREST REVENUE ON LEASES						
INTERNAL TRANSFERS		799,226	867,640	0	927,985	684,060	-21.16 %
2040999	48500-101	0	0	0	810,226	64,469	0.00 %
	CONTR FROM CITY GENERAL FUND						
2040999	48500-126	309,088	0	0	0	0	0.00 %
	CONTR FROM GRANTS-FEDERAL						
2040999	48500-205	490,138	867,640	0	117,759	619,591	-28.59 %
	CONTR FROM HPAC RESERVE FUND						
OTHER REVENUES		171,327	196,469	94,255	196,469	196,469	0.00 %
2040999	49026-0	-8,831	196,469	94,255	196,469	196,469	0.00 %
	PARKING LOT RENTALS						
2040999	49040-0	180,158	0	0	0	0	0.00 %
	LEASE REVENUE						
MISCELLANEOUS REVENUES		70	0	54	0	0	0.00 %
2040999	49801-0	0	0	48	0	0	0.00 %
	MISC REV-PY ADJUSTMENT						
2040999	49810-0	37	0	0	0	0	0.00 %
	CASH SHORT/OVER						
2040999	49820-0	33	0	6	0	0	0.00 %
	SALES TAX DISCOUNT						
FUND 205 HEYMANN PERF ARTS CTR-RESERVE		2,226,766	2,368,577	592,044	1,618,696	2,774,170	17.12 %
CHARGES FOR SERVICES		1,976,753	2,368,457	589,723	1,616,449	2,771,923	17.03 %
2050999	43850-0	1,677,121	2,079,890	516,716	1,367,865	2,288,542	10.03 %
	TICKET SALES						
2050999	43851-0	41,036	42,500	20,251	10,091	0	-100.00 %
	OUTLET REVENUE SHARES						
2050999	43852-0	7,715	9,100	3,649	5,711	85,820	843.08 %
	CREDIT CARD FEES						
2050999	43854-0	226,846	216,167	45,441	211,453	359,531	66.32 %
	FACILITY/COMPUTER FEE						
2050999	43856-0	24,035	20,800	3,666	21,329	38,030	82.84 %
	PROCESSING/COMPLIMENTARY FEE						
INTEREST EARNINGS		1,521	120	1,737	2,247	2,247	1,772.50 %
2050999	47000-0	1,521	120	1,737	2,247	2,247	1,772.50 %
	INTEREST ON INVESTMENTS						
INTERNAL TRANSFERS		247,982	0	0	0	0	0.00 %
2050999	48500-126	247,982	0	0	0	0	0.00 %
	CONTR FROM GRANTS-FEDERAL						
MISCELLANEOUS REVENUES		510	0	584	0	0	0.00 %
2050999	49800-0	510	0	584	0	0	0.00 %
	MISCELLANEOUS REVENUES						
FUND 206 ANIMAL CARE SHELTER FUND		2,342,255	2,312,072	2,162,323	2,883,417	2,366,453	2.35 %
CHARGES FOR SERVICES		320,445	302,054	141,642	306,280	309,731	2.54 %
2060999	43600-0	32,751	37,453	19,252	34,090	34,090	-8.98 %
	ANIMAL SHELTER FEES						
2060999	43601-0	48,280	37,905	20,375	43,845	43,845	15.67 %
	ANIMAL SHELTER-ADOPTION FEES						
2060999	43602-0	237,730	220,196	99,698	225,246	225,246	2.29 %
	ANIMAL SHELTER-RABIES TAG FEES						
2060999	43603-0	0	1,100	1,450	1,450	1,150	4.55 %
	ANIMAL SHELTER-POST ADOPT FEES						
2060999	43920-0	1,684	5,400	867	1,649	5,400	0.00 %
	CREDIT CARD CONVENIENCE FEES						
INTEREST EARNINGS		-10,576	12,311	29,607	29,607	27,027	119.54 %

**LAFAYETTE CONSOLIDATED GOVERNMENT
2023 - 2024 ADOPTED BUDGET**

ANNUAL BUDGET FOR REVENUES BY FUND

<u>CODE</u>	<u>REVENUE</u>	<u>ACTUAL FY 21-22</u>	<u>CUR BUDGET FY 22-23</u>	<u>ACTUAL AT 4/30/2023</u>	<u>PROJECTED FY 22-23</u>	<u>ADOPTED FY 23-24</u>	<u>ADOPTED VS CURRENT</u>
2060999	47000-0	INTEREST ON INVESTMENTS	11,849	12,311	29,607	29,607	27,027 119.54 %
2060999	47050-0	FMV-ADJ TO INVESTMENT	-22,425	0	0	0	0 0.00 %
INTERNAL TRANSFERS			2,021,894	1,983,041	1,983,041	2,547,447	2,029,695 2.35 %
2060999	48500-101	CONTR FROM CITY GENERAL FUND	28,334	0	0	0	0 0.00 %
2060999	48500-269	CONTR FROM COMB PUBLIC HEALTH	1,993,560	1,983,041	1,983,041	2,547,447	2,029,695 2.35 %
OTHER REVENUES			5,735	14,666	7,930	0	0 -100.00 %
2060999	49602-0	DONATIONS	5,735	14,666	7,930	0	0 -100.00 %
MISCELLANEOUS REVENUES			4,757	0	103	83	0 0.00 %
2060999	49800-0	MISCELLANEOUS REVENUES	110	0	102	83	0 0.00 %
2060999	49801-0	MISC REV-PY ADJUSTMENT	143	0	0	0	0 0.00 %
2060999	49810-0	CASH SHORT/OVER	43	0	0	0	0 0.00 %
2060999	49902-0	AUCTION PROCEEDS-ON-LINE	4,461	0	1	0	0 0.00 %
FUND 207 TRAFFIC SAFETY FUND			78	33	159	163	163 393.94 %
INTEREST EARNINGS			78	33	159	163	163 393.94 %
2070999	47000-0	INTEREST ON INVESTMENTS	78	33	159	163	163 393.94 %
FUND 209 COMBINED GOLF COURSES FUND			3,017,702	3,241,982	1,625,690	3,250,696	3,112,898 -3.98 %
CHARGES FOR SERVICES			2,854,753	2,613,009	1,141,625	2,740,302	1,833,570 -29.83 %
2090999	43700-110	MEMBERSHIP FEES-HEBERT	50,175	46,250	23,800	42,975	42,975 -7.08 %
2090999	43700-111	MEMBERSHIP FEES-VIEUX CHENES	118,750	132,450	54,525	110,100	110,100 -16.87 %
2090999	43700-112	MEMBERSHIP FEES-WETLANDS	232,910	242,915	85,720	222,375	222,375 -8.46 %
2090999	43702-110	SCHOOL TEAM FEES-HEBERT	2,743	2,051	1,890	2,100	2,000 -2.49 %
2090999	43702-111	SCHOOL TEAM FEES-VIEUX CHENES	2,743	2,051	1,890	2,100	2,000 -2.49 %
2090999	43704-110	LOCKER RENTALS-HEBERT MUNI	0	0	707	800	800 0.00 %
2090999	43706-110	GREEN FEES-HEBERT MUNI	280,585	215,486	129,583	279,808	279,808 29.85 %
2090999	43706-111	GREEN FEES-VIEUX CHENES	448,367	445,764	149,929	403,457	403,457 -9.49 %
2090999	43706-112	GREEN FEES-WETLANDS	563,080	532,744	229,848	548,611	548,611 2.98 %
2090999	43710-110	CART RENTALS-HEBERT	187,029	152,602	75,106	181,202	0 -100.00 %
2090999	43710-111	CART RENTALS-VIEUX CHENES	372,772	310,142	155,619	365,842	0 -100.00 %
2090999	43710-112	CART RENTALS-WETLANDS	359,497	347,573	133,700	341,816	0 -100.00 %
2090999	43712-110	TOURNAMENT FEES-HEBERT	14,198	17,483	2,102	15,000	16,000 -8.48 %
2090999	43712-111	TOURNAMENT FEES-VIEUX CHENES	35,945	19,300	14,365	35,000	30,000 55.44 %
2090999	43712-112	TOURNAMENT FEES-WETLANDS	72,389	54,513	37,623	85,000	72,000 32.08 %
2090999	43714-111	DRIVING RANGE REV-VIEUX CHENES	35,595	32,364	10,731	29,679	29,679 -8.30 %
2090999	43714-112	DRIVING RANGE REV-WETLANDS	75,070	59,321	33,569	73,765	73,765 24.35 %
2090999	43716-110	SALES TAX DISC-HEBERT MUNI GC	436	0	193	113	0 0.00 %
2090999	43716-111	SALES TAX DISC-VIEUX CHENES GC	813	0	334	217	0 0.00 %
2090999	43716-112	SALES TAX DISC-WETLANDS GC	1,044	0	467	293	0 0.00 %
2090999	43718-110	CASH SHORT/OVER-HEBERT MUNI	144	0	0	0	0 0.00 %
2090999	43718-111	CASH SHORT/OVER-VIEUX CHENES	71	0	-105	0	0 0.00 %
2090999	43718-112	CASH SHORT/OVER-WETLANDS	397	0	29	49	0 0.00 %
INTEREST EARNINGS			1,706	0	81	1,787	1,787 0.00 %
2090999	47000-0	INTEREST ON INVESTMENTS	1,706	0	81	1,787	1,787 0.00 %
INTERNAL TRANSFERS			151,577	628,973	479,184	503,807	1,277,541 103.12 %
2090999	48500-101	CONTR FROM CITY GENERAL FUND	151,577	628,973	479,184	503,807	572,274 -9.01 %
2090999	48500-211	CONTR FROM GOLF CART FUND	0	0	0	0	705,267 0.00 %
OTHER REVENUES			66	0	0	0	0 0.00 %
2090999	49616-0	EMPLOYEE CONTR RESTITUION	66	0	0	0	0 0.00 %

**LAFAYETTE CONSOLIDATED GOVERNMENT
2023 - 2024 ADOPTED BUDGET**

ANNUAL BUDGET FOR REVENUES BY FUND

CODE	REVENUE	ACTUAL FY 21-22	CUR BUDGET FY 22-23	ACTUAL AT 4/30/2023	PROJECTED FY 22-23	ADOPTED FY 23-24	ADOPTED VS CURRENT
MISCELLANEOUS REVENUES		9,600	0	4,800	4,800	0	0.00 %
2090999	49800-0 MISCELLANEOUS REVENUES	9,600	0	4,800	4,800	0	0.00 %
FUND 211 GOLF CART FUND		0	0	0	0	1,066,767	0.00 %
CHARGES FOR SERVICES		0	0	0	0	1,066,767	0.00 %
2110999	43710-110 CART RENTALS-HEBERT	0	0	0	0	233,527	0.00 %
2110999	43710-111 CART RENTALS-VIEUX CHENES	0	0	0	0	428,633	0.00 %
2110999	43710-112 CART RENTALS-WETLANDS	0	0	0	0	404,607	0.00 %
FUND 215 CITY SALES TAX TRUST FUND-1961		328,172	497,852	93,520	628,947	661,977	32.97 %
GENERAL SALES AND USE TAXES		277,589	400,000	84,204	365,971	400,000	0.00 %
2150999	40205-1961 SALES TAX REVENUES-CITY-1961	277,589	400,000	84,204	365,971	400,000	0.00 %
INTEREST EARNINGS		16,720	968	41,068	41,068	40,069	4,039.36 %
2150999	47000-0 INTEREST ON INVESTMENTS	16,720	968	41,068	41,068	40,069	4,039.36 %
INTERNAL TRANSFERS		33,863	96,884	-31,752	221,908	221,908	129.05 %
2150999	48500-352 CONTR FROM 61 S T BOND SINK FD	0	4,884	0	147,361	147,361	2,917.22 %
2150999	48500-353 CONTR FROM 61 S T BOND RES	33,863	92,000	-31,752	74,547	74,547	-18.97 %
FUND 222 CITY SALES TAX TRUST FUND-1985		305,932	484,837	85,168	534,025	585,638	20.79 %
GENERAL SALES AND USE TAXES		232,938	400,000	68,872	348,387	400,000	0.00 %
2220999	40205-1985 SALES TAX REVENUES-CITY-1985	232,938	400,000	68,872	348,387	400,000	0.00 %
INTEREST EARNINGS		13,982	803	33,111	33,112	33,112	4,023.54 %
2220999	47000-0 INTEREST ON INVESTMENTS	13,982	803	33,111	33,112	33,112	4,023.54 %
INTERNAL TRANSFERS		59,012	84,034	-16,815	152,526	152,526	81.51 %
2220999	48500-354 CONTR FROM 85 S T BOND SINK FD	0	4,034	0	109,497	109,497	2,614.35 %
2220999	48500-355 CONTR FROM 85 S T BOND RES	59,012	80,000	-16,815	43,029	43,029	-46.21 %
FUND 225 TIF SALES TAX TRUST FUND-MM101		3,256	922	6,383	6,829	6,829	640.67 %
INTEREST EARNINGS		3,256	922	6,383	6,829	6,829	640.67 %
2250999	47000-0 INTEREST ON INVESTMENTS	3,256	922	6,383	6,829	6,829	640.67 %
FUND 226 TIF SALES TAX TRUST FUND-MM103		1,566,063	882,570	723,234	1,607,203	1,607,203	82.10 %
GENERAL SALES AND USE TAXES		1,547,173	953,480	684,303	1,567,340	1,567,340	64.38 %
2260999	40210-0 SALES TAXES-TIF	1,547,173	953,480	684,303	1,567,340	1,567,340	64.38 %
INTEREST EARNINGS		18,890	-70,910	38,931	39,863	39,863	-156.22 %
2260999	47000-0 INTEREST ON INVESTMENTS	18,890	-70,910	38,931	39,863	39,863	-156.22 %
FUND 227 DOWNTOWN LAFAYETTE EDD		0	385	0	0	0	-100.00 %
INTEREST EARNINGS		0	385	0	0	0	-100.00 %
2270999	47000-0 INTEREST ON INVESTMENTS	0	385	0	0	0	-100.00 %
FUND 228 UNIVERSITY GATEWAY EDD		0	403	0	0	0	-100.00 %
INTEREST EARNINGS		0	403	0	0	0	-100.00 %
2280999	47000-0 INTEREST ON INVESTMENTS	0	403	0	0	0	-100.00 %
FUND 229 TRAPPEY EDD		0	27	0	0	0	-100.00 %

**LAFAYETTE CONSOLIDATED GOVERNMENT
2023 - 2024 ADOPTED BUDGET**

ANNUAL BUDGET FOR REVENUES BY FUND

<u>CODE</u>	<u>REVENUE</u>	<u>ACTUAL FY 21-22</u>	<u>CUR BUDGET FY 22-23</u>	<u>ACTUAL AT 4/30/2023</u>	<u>PROJECTED FY 22-23</u>	<u>ADOPTED FY 23-24</u>	<u>ADOPTED VS CURRENT</u>
INTEREST EARNINGS		0	27	0	0	0	-100.00 %
2290999	47000-0 INTEREST ON INVESTMENTS	0	27	0	0	0	-100.00 %
FUND 230 NORTHWAY EDD		0	350	0	0	0	-100.00 %
INTEREST EARNINGS		0	350	0	0	0	-100.00 %
2300999	47000-0 INTEREST ON INVESTMENTS	0	350	0	0	0	-100.00 %
FUND 231 HOLY ROSARY INSTITUTE EDD		0	24	0	0	0	-100.00 %
INTEREST EARNINGS		0	24	0	0	0	-100.00 %
2310999	47000-0 INTEREST ON INVESTMENTS	0	24	0	0	0	-100.00 %
FUND 241 PARISH PARKS & RECREATION FUND		51,000	0	0	0	11,680	0.00 %
INTERNAL TRANSFERS		51,000	0	0	0	11,680	0.00 %
2410999	48500-105 CONTR FROM PARISH GENERAL FUND	51,000	0	0	0	11,680	0.00 %
FUND 255 CRIMINAL NON-SUPPORT FUND		690,617	726,811	331,464	726,811	781,114	7.47 %
OTHER REVENUES		690,617	726,811	331,464	726,811	781,114	7.47 %
2550999	49320-0 DISTRICT ATTORNEY	690,617	726,811	331,464	726,811	781,114	7.47 %
FUND 259 CITY STREET, ROAD & ALLEY FUND		8,460	1,993,747	2,119,983	2,119,983	2,181,970	9.44 %
GENERAL PROPERTY TAXES		0	1,993,747	2,119,983	2,119,983	2,181,970	9.44 %
2590999	40002-0 STREET MAINTENANCE MILLAGE	0	1,993,747	2,119,983	2,119,983	2,181,970	9.44 %
INTERNAL TRANSFERS		8,460	0	0	0	0	0.00 %
2590999	48500-260 CONTR FROM ROAD & BRIDGE MAINT	8,460	0	0	0	0	0.00 %
FUND 260 ROAD & BRIDGE MAINTENANCE FUND		13,941,444	11,780,909	11,742,494	12,948,497	13,140,200	11.54 %
GENERAL PROPERTY TAXES		10,007,467	9,864,059	10,719,796	10,725,128	10,889,105	10.39 %
2600999	40016-0 RD & BRDG MAINT MILLAGE	9,829,896	9,680,216	10,537,300	10,537,300	10,698,571	10.52 %
2600999	40037-0 ROADS & BRIDGES MAINT MILLAGE	164,931	162,420	176,800	176,800	179,506	10.52 %
2600999	40100-0 AD VALOREM TAXES-PY	12,640	21,423	5,696	11,028	11,028	-48.52 %
OTHER TAXES		18,765	23,909	9,979	18,434	18,434	-22.90 %
2600999	40450-0 INT ON AD VALOREM TAXES-CY	12,195	15,258	7,549	12,195	12,195	-20.07 %
2600999	40460-0 INT ON AD VALOREM TAXES-PY	6,570	8,651	2,430	6,239	6,239	-27.88 %
INTERGOVERNMENTAL REVENUES		1,871,063	1,729,795	775,395	1,865,157	1,876,560	8.48 %
2600999	42500-0 STATE REVENUE SHARING	275,451	275,451	185,696	278,544	278,544	1.12 %
2600999	42525-0 GASOLINE TAX REVENUE-PARISH RD	1,595,612	1,454,344	589,699	1,586,613	1,598,016	9.88 %
INTEREST EARNINGS		-91,714	60,584	226,969	237,216	360,603	495.21 %
2600999	47000-0 INTEREST ON INVESTMENTS	121,875	60,584	226,969	237,216	360,603	495.21 %
2600999	47050-0 FMV-ADJ TO INVESTMENT	-213,589	0	0	0	0	0.00 %
INTERNAL TRANSFERS		1,990,758	0	0	0	0	0.00 %
2600999	48500-101 CONTR FROM CITY GENERAL FUND	1,990,377	0	0	0	0	0.00 %
2600999	48500-128 CONTR FROM GRANTS-OTHER	381	0	0	0	0	0.00 %
OTHER REVENUES		138,973	102,562	10,353	102,562	-21,919	-121.37 %
2600999	49325-0 STATE OF LA-DOTD	57,850	62,120	10,353	62,120	-62,120	-200.00 %
2600999	49346-0 CONTR FROM DDA	0	40,442	0	40,442	40,201	-0.60 %
2600999	49362-0 CITY OF SCOTT	81,123	0	0	0	0	0.00 %

**LAFAYETTE CONSOLIDATED GOVERNMENT
2023 - 2024 ADOPTED BUDGET**

ANNUAL BUDGET FOR REVENUES BY FUND

CODE	REVENUE	ACTUAL FY 21-22	CUR BUDGET FY 22-23	ACTUAL AT 4/30/2023	PROJECTED FY 22-23	ADOPTED FY 23-24	ADOPTED VS CURRENT
MISCELLANEOUS REVENUES		6,132	0	2	0	17,417	0.00 %
2600999	49800-0 MISCELLANEOUS REVENUES	326	0	0	0	0	0.00 %
2600999	49902-0 AUCTION PROCEEDS-ON-LINE	0	0	2	0	0	0.00 %
2600999	49948-0 OTHER FINANCING SOURCE-LEASE	5,806	0	0	0	17,417	0.00 %
FUND 261 DRAINAGE MAINTENANCE FUND		8,030,791	7,914,305	8,637,757	8,682,098	8,810,703	11.33 %
GENERAL PROPERTY TAXES		7,879,394	7,764,227	8,442,367	8,445,120	8,574,279	10.43 %
2610999	40018-0 DRAINAGE MAINT MILLAGE	7,872,712	7,752,835	8,439,271	8,439,271	8,568,430	10.52 %
2610999	40100-0 AD VALOREM TAXES-PY	6,682	11,392	3,096	5,849	5,849	-48.66 %
OTHER TAXES		12,987	16,509	7,202	15,207	15,207	-7.89 %
2610999	40450-0 INT ON AD VALOREM TAXES-CY	9,607	12,014	5,946	12,014	12,014	0.00 %
2610999	40460-0 INT ON AD VALOREM TAXES-PY	3,380	4,495	1,256	3,193	3,193	-28.97 %
INTERGOVERNMENTAL REVENUES		99,723	99,723	67,228	100,842	100,842	1.12 %
2610999	42500-0 STATE REVENUE SHARING	99,723	99,723	67,228	100,842	100,842	1.12 %
INTEREST EARNINGS		-31,340	33,846	120,929	120,929	120,375	255.66 %
2610999	47000-0 INTEREST ON INVESTMENTS	61,643	33,846	120,929	120,929	120,375	255.66 %
2610999	47050-0 FMV-ADJ TO INVESTMENT	-92,983	0	0	0	0	0.00 %
INTERNAL TRANSFERS		62,011	0	0	0	0	0.00 %
2610999	48500-101 CONTR FROM CITY GENERAL FUND	62,011	0	0	0	0	0.00 %
MISCELLANEOUS REVENUES		8,016	0	31	0	0	0.00 %
2610999	49800-0 MISCELLANEOUS REVENUES	7,638	0	0	0	0	0.00 %
2610999	49801-0 MISC REV-PY ADJUSTMENT	378	0	31	0	0	0.00 %
FUND 262 CORRECTIONAL CENTER FUND		7,821,494	11,245,422	5,882,165	11,254,637	7,807,569	-30.57 %
GENERAL PROPERTY TAXES		4,864,042	4,792,933	5,211,614	5,213,278	5,293,010	10.43 %
2620999	40020-0 CORR FAC MAINT MILLAGE	4,859,973	4,785,968	5,209,718	5,209,718	5,289,450	10.52 %
2620999	40100-0 AD VALOREM TAXES-PY	4,069	6,965	1,896	3,560	3,560	-48.89 %
OTHER TAXES		7,972	10,138	4,430	9,343	9,343	-7.84 %
2620999	40450-0 INT ON AD VALOREM TAXES-CY	5,931	7,416	3,671	7,416	7,416	0.00 %
2620999	40460-0 INT ON AD VALOREM TAXES-PY	2,041	2,722	759	1,927	1,927	-29.21 %
INTERGOVERNMENTAL REVENUES		131,184	131,184	88,440	132,660	132,660	1.13 %
2620999	42500-0 STATE REVENUE SHARING	131,184	131,184	88,440	132,660	132,660	1.13 %
INTEREST EARNINGS		4,177	4,639	22,025	22,025	14,450	211.49 %
2620999	47000-0 INTEREST ON INVESTMENTS	3,244	4,639	22,025	22,025	14,450	211.49 %
2620999	47050-0 FMV-ADJ TO INVESTMENT	933	0	0	0	0	0.00 %
INTERNAL TRANSFERS		2,789,059	6,282,518	551,182	5,855,118	2,335,893	-62.82 %
2620999	48500-264 CONTR FROM COURTHOUSE COMPLEX	2,789,059	6,282,518	551,182	5,855,118	2,335,893	-62.82 %
MISCELLANEOUS REVENUES		25,060	24,010	4,474	22,213	22,213	-7.48 %
2620999	49801-0 MISC REV-PY ADJUSTMENT	1,338	0	0	0	0	0.00 %
2620999	49860-0 INMATE MEDICAL CO-PAY REIMB	23,722	24,010	3,919	22,213	22,213	-7.48 %
2620999	49902-0 AUCTION PROCEEDS-ON-LINE	0	0	555	0	0	0.00 %
FUND 263 LIBRARY FUND		11,098,449	10,735,528	12,160,681	12,288,921	12,959,594	20.72 %
GENERAL PROPERTY TAXES		10,741,532	10,291,083	11,508,326	11,512,686	11,377,601	10.56 %
2630999	40022-0 LIBRARY MILLAGE	10,731,526	10,286,583	11,503,812	11,503,812	11,368,727	10.52 %
2630999	40100-0 AD VALOREM TAXES-PY	10,006	4,500	4,514	8,874	8,874	97.20 %

**LAFAYETTE CONSOLIDATED GOVERNMENT
2023 - 2024 ADOPTED BUDGET**

ANNUAL BUDGET FOR REVENUES BY FUND

<u>CODE</u>	<u>REVENUE</u>	<u>ACTUAL FY 21-22</u>	<u>CUR BUDGET FY 22-23</u>	<u>ACTUAL AT 4/30/2023</u>	<u>PROJECTED FY 22-23</u>	<u>ADOPTED FY 23-24</u>	<u>ADOPTED VS CURRENT</u>
OTHER TAXES		18,644	20,890	10,160	20,890	20,940	0.24 %
2630999	40450-0 INT ON AD VALOREM TAXES-CY	13,095	15,940	8,106	15,940	15,940	0.00 %
2630999	40460-0 INT ON AD VALOREM TAXES-PY	5,549	4,950	2,054	4,950	5,000	1.01 %
INTERGOVERNMENTAL REVENUES		179,334	179,334	120,898	181,347	181,347	1.12 %
2630999	42500-0 STATE REVENUE SHARING	179,334	179,334	120,898	181,347	181,347	1.12 %
CHARGES FOR SERVICES		17,865	19,296	10,751	17,963	18,500	-4.13 %
2630999	43884-0 LIBRARY FINES	17,865	19,296	10,751	17,963	18,500	-4.13 %
INTEREST EARNINGS		-228,029	80,611	415,180	415,180	402,394	399.18 %
2630999	47000-0 INTEREST ON INVESTMENTS	187,133	80,611	415,180	415,180	402,394	399.18 %
2630999	47050-0 FMV-ADJ TO INVESTMENT	-415,162	0	0	0	0	0.00 %
INTERNAL TRANSFERS		12,144	0	0	0	0	0.00 %
2630999	48500-101 CONTR FROM CITY GENERAL FUND	12,144	0	0	0	0	0.00 %
OTHER REVENUES		62,806	81,420	62,906	78,400	72,250	-11.26 %
2630999	49110-0 INSURANCE PROCEEDS	25,803	26,420	9,156	24,858	23,500	-11.05 %
2630999	49630-0 OTHER-FRIENDS OF LIBRARY	28,230	27,950	27,950	27,950	27,950	0.00 %
2630999	49632-0 OTHER-LIBRARY FOUNDATION	7,000	25,350	25,350	25,350	19,000	-25.05 %
2630999	49650-0 OTHER-PRIVATE CONTR & DONATION	1,773	1,700	450	242	1,800	5.88 %
MISCELLANEOUS REVENUES		294,153	62,894	32,460	62,455	886,562	1,309.61 %
2630999	49800-0 MISCELLANEOUS REVENUES	4,586	0	4,592	4,592	0	0.00 %
2630999	49801-0 MISC REV-PY ADJUSTMENT	45	0	0	0	0	0.00 %
2630999	49810-0 CASH SHORT/OVER	-15	0	2	0	0	0.00 %
2630999	49855-0 XEROX COPY REVENUES	12,263	12,408	5,522	11,912	11,700	-5.71 %
2630999	49910-0 PRINTING REVENUES	47,859	50,486	22,344	45,951	45,000	-10.87 %
2630999	49948-0 OTHER FINANCING SOURCE-LEASE	229,415	0	0	0	829,862	0.00 %
FUND 264 COURTHOUSE COMPLEX FUND		5,583,472	5,642,321	6,221,556	6,279,236	6,365,507	12.82 %
GENERAL PROPERTY TAXES		5,524,383	5,443,638	5,919,090	5,921,020	6,011,575	10.43 %
2640999	40024-0 COURTHOUSE MAINT MILLAGE	5,519,700	5,435,647	5,916,920	5,916,920	6,007,475	10.52 %
2640999	40100-0 AD VALOREM TAXES-PY	4,683	7,991	2,170	4,100	4,100	-48.69 %
OTHER TAXES		9,108	11,596	5,049	10,663	10,663	-8.05 %
2640999	40450-0 INT ON AD VALOREM TAXES-CY	6,736	8,423	4,169	8,423	8,423	0.00 %
2640999	40460-0 INT ON AD VALOREM TAXES-PY	2,372	3,173	880	2,240	2,240	-29.40 %
INTERGOVERNMENTAL REVENUES		148,737	148,737	100,272	150,408	150,408	1.12 %
2640999	42500-0 STATE REVENUE SHARING	148,737	148,737	100,272	150,408	150,408	1.12 %
INTEREST EARNINGS		-100,173	38,350	197,145	197,145	192,861	402.90 %
2640999	47000-0 INTEREST ON INVESTMENTS	91,988	38,350	197,145	197,145	192,861	402.90 %
2640999	47050-0 FMV-ADJ TO INVESTMENT	-192,161	0	0	0	0	0.00 %
MISCELLANEOUS REVENUES		1,417	0	0	0	0	0.00 %
2640999	49800-0 MISCELLANEOUS REVENUES	1,417	0	0	0	0	0.00 %
FUND 265 JUVENILE DETENTION FACILITY		2,943,855	2,939,376	3,187,925	3,253,704	3,269,140	11.22 %
GENERAL PROPERTY TAXES		2,751,271	2,710,987	2,947,835	2,948,799	2,993,817	10.43 %
2650999	40026-0 JDH MAINT MILLAGE	2,748,933	2,706,996	2,946,752	2,946,752	2,991,770	10.52 %
2650999	40100-0 AD VALOREM TAXES-PY	2,338	3,991	1,083	2,047	2,047	-48.71 %
OTHER TAXES		4,539	5,780	2,516	5,314	5,314	-8.06 %
2650999	40450-0 INT ON AD VALOREM TAXES-CY	3,354	4,195	2,077	4,195	4,195	0.00 %
2650999	40460-0 INT ON AD VALOREM TAXES-PY	1,185	1,585	439	1,119	1,119	-29.40 %

**LAFAYETTE CONSOLIDATED GOVERNMENT
2023 - 2024 ADOPTED BUDGET**

ANNUAL BUDGET FOR REVENUES BY FUND

CODE	REVENUE	ACTUAL FY 21-22	CUR BUDGET FY 22-23	ACTUAL AT 4/30/2023	PROJECTED FY 22-23	ADOPTED FY 23-24	ADOPTED VS CURRENT
INTERGOVERNMENTAL REVENUES		42,150	42,150	28,416	42,624	42,624	1.12 %
2650999	42500-0 STATE REVENUE SHARING	42,150	42,150	28,416	42,624	42,624	1.12 %
INTEREST EARNINGS		-31,028	11,601	64,119	64,119	60,189	418.83 %
2650999	47000-0 INTEREST ON INVESTMENTS	27,935	11,601	64,119	64,119	60,189	418.83 %
2650999	47050-0 FMV-ADJ TO INVESTMENT	-58,963	0	0	0	0	0.00 %
OTHER REVENUES		176,918	168,858	144,892	192,709	167,196	-0.98 %
2650999	49324-0 STATE OF LA	89,651	58,996	115,164	115,164	89,651	51.96 %
2650999	49326-0 LA PARISHES	87,267	109,862	29,728	77,545	77,545	-29.42 %
MISCELLANEOUS REVENUES		5	0	147	139	0	0.00 %
2650999	49800-0 MISCELLANEOUS REVENUES	5	0	139	139	0	0.00 %
2650999	49902-0 AUCTION PROCEEDS-ON-LINE	0	0	8	0	0	0.00 %
FUND 266 PUBLIC HEALTH UNIT MAINTENANCE		515,269	1,442,299	1,395,788	674,784	1,564,289	8.46 %
INTERGOVERNMENTAL REVENUES		224,274	224,274	151,196	226,794	226,794	1.12 %
2660999	42500-0 STATE REVENUE SHARING	224,274	224,274	151,196	226,794	226,794	1.12 %
INTEREST EARNINGS		-14,410	6,524	33,091	33,091	30,319	364.73 %
2660999	47000-0 INTEREST ON INVESTMENTS	13,355	6,524	33,091	33,091	30,319	364.73 %
2660999	47050-0 FMV-ADJ TO INVESTMENT	-27,765	0	0	0	0	0.00 %
INTERNAL TRANSFERS		305,405	1,211,501	1,211,501	414,899	1,307,176	7.90 %
2660999	48500-269 CONTR FROM COMB PUBLIC HEALTH	305,405	1,211,501	1,211,501	414,899	1,307,176	7.90 %
FUND 267 WAR MEMORIAL BUILDING FUND		370,265	286,742	125,757	286,742	325,367	13.47 %
INTERNAL TRANSFERS		370,265	286,742	125,757	286,742	325,367	13.47 %
2670999	48500-105 CONTR FROM PARISH GENERAL FUND	370,265	286,742	125,757	286,742	325,367	13.47 %
FUND 268 CRIMINAL COURT FUND		577,608	727,698	251,780	580,294	610,518	-16.10 %
INTERGOVERNMENTAL REVENUES		4,925	6,200	3,100	5,113	5,113	-17.53 %
2680999	42521-0 PUBLIC SFTY REINSTATEMENT FEES	4,925	6,200	3,100	5,113	5,113	-17.53 %
FINES AND FORFEITS		572,012	721,209	247,775	573,990	604,214	-16.22 %
2680999	44100-0 DISTRICT COURT FINES	363,583	412,991	123,447	348,776	348,776	-15.55 %
2680999	44105-0 DISTRICT COURT-CONTEMPT FINES	125,195	134,273	44,232	125,214	125,214	-6.75 %
2680999	44110-0 BOND & FEE FORFEITURE-DIST CRT	83,234	173,945	80,096	100,000	130,224	-25.13 %
INTEREST EARNINGS		671	289	905	1,191	1,191	312.11 %
2680999	47000-0 INTEREST ON INVESTMENTS	671	289	905	1,191	1,191	312.11 %
FUND 269 COMBINED PUBLIC HEALTH FUND		4,357,179	4,312,464	4,694,164	5,075,738	4,773,676	10.69 %
GENERAL PROPERTY TAXES		4,364,309	4,299,322	4,670,646	5,046,136	4,744,785	10.36 %
2690999	40029-0 COMBINED PUB HEALTH MILLAGE	4,357,653	4,287,881	4,667,529	5,040,315	4,738,964	10.52 %
2690999	40100-0 AD VALOREM TAXES-PY	6,656	11,441	3,117	5,821	5,821	-49.12 %
OTHER TAXES		8,684	11,746	4,433	10,517	10,517	-10.46 %
2690999	40450-0 INT ON AD VALOREM TAXES-CY	5,495	7,583	3,288	7,583	7,583	0.00 %
2690999	40460-0 INT ON AD VALOREM TAXES-PY	3,189	4,163	1,145	2,934	2,934	-29.52 %
INTEREST EARNINGS		-15,814	1,396	19,085	19,085	18,374	1,216.19 %
2690999	47000-0 INTEREST ON INVESTMENTS	7,643	1,396	19,085	19,085	18,374	1,216.19 %
2690999	47050-0 FMV-ADJ TO INVESTMENT	-23,457	0	0	0	0	0.00 %

**LAFAYETTE CONSOLIDATED GOVERNMENT
2023 - 2024 ADOPTED BUDGET**

ANNUAL BUDGET FOR REVENUES BY FUND

CODE	REVENUE	ACTUAL FY 21-22	CUR BUDGET FY 22-23	ACTUAL AT 4/30/2023	PROJECTED FY 22-23	ADOPTED FY 23-24	ADOPTED VS CURRENT
FUND 270 CORONER FUND		1,190,542	1,391,642	619,502	1,391,642	1,442,034	3.62 %
CHARGES FOR SERVICES		426,029	492,424	239,110	421,478	553,954	12.50 %
2700999	43225-0 DEATH & AUTOPSY FEES	77,000	122,480	52,500	73,250	152,480	24.49 %
2700999	43226-0 DEATH & AUTOPSY FEES-NONLCG	9,901	22,052	3,750	9,375	22,052	0.00 %
2700999	43240-0 CORONER'S EXAMINATION CERT FEE	223,300	225,000	127,300	231,300	239,760	6.56 %
2700999	43245-0 LABORATORY FEES	10,078	9,067	8,995	13,278	17,237	90.11 %
2700999	43250-0 CREMATION FEES	82,450	91,425	38,115	72,775	91,425	0.00 %
2700999	43255-0 DEATH INVESTIGAT'N-CITY OF LAF	18,100	19,700	7,850	16,600	26,100	32.49 %
2700999	43257-0 SUIDI FEES	5,200	2,700	600	4,900	4,900	81.48 %
FINES AND FORFEITS		69,247	75,457	33,616	70,975	73,711	-2.31 %
2700999	44000-0 CITY COURT FINES	50,381	54,580	25,513	52,834	52,834	-3.20 %
2700999	44100-0 DISTRICT COURT FINES	18,866	20,877	8,103	18,141	20,877	0.00 %
INTEREST EARNINGS		1	0	123	0	0	0.00 %
2700999	47000-0 INTEREST ON INVESTMENTS	1	0	123	0	0	0.00 %
INTERNAL TRANSFERS		693,617	814,835	338,652	890,638	813,519	-0.16 %
2700999	48500-105 CONTR FROM PARISH GENERAL FUND	693,617	814,835	338,652	890,638	813,519	-0.16 %
OTHER REVENUES		0	7,701	7,701	7,701	0	-100.00 %
2700999	49110-0 INSURANCE PROCEEDS	0	7,701	7,701	7,701	0	-100.00 %
MISCELLANEOUS REVENUES		1,648	1,225	300	850	850	-30.61 %
2700999	49800-0 MISCELLANEOUS REVENUES	573	0	0	0	0	0.00 %
2700999	49855-0 XEROX COPY REVENUES	1,075	1,225	300	850	850	-30.61 %
FUND 271 MOSQUITO ABATEMENT & CONTROL		1,212,424	919,468	933,536	665,684	1,010,792	9.93 %
INTEREST EARNINGS		-6,581	2,627	16,695	16,695	15,501	490.06 %
2710999	47000-0 INTEREST ON INVESTMENTS	6,658	2,627	16,695	16,695	15,501	490.06 %
2710999	47050-0 FMV-ADJ TO INVESTMENT	-13,239	0	0	0	0	0.00 %
INTERNAL TRANSFERS		1,219,005	916,841	916,841	648,989	995,291	8.56 %
2710999	48500-269 CONTR FROM COMB PUBLIC HEALTH	1,219,005	916,841	916,841	648,989	995,291	8.56 %
FUND 273 STORM WATER MANAGEMENT FUND		2,561,943	2,583,251	2,880,148	2,881,962	2,922,956	13.15 %
GENERAL PROPERTY TAXES		2,594,915	2,555,404	2,781,659	2,781,659	2,824,231	10.52 %
2730999	40034-0 STORM WATER MGMT MILLAGE	2,594,915	2,555,404	2,781,659	2,781,659	2,824,231	10.52 %
OTHER TAXES		3,167	3,774	1,960	3,774	3,774	0.00 %
2730999	40450-0 INT ON AD VALOREM TAXES-CY	3,167	3,774	1,960	3,774	3,774	0.00 %
INTEREST EARNINGS		-48,283	24,073	96,529	96,529	94,951	294.43 %
2730999	47000-0 INTEREST ON INVESTMENTS	45,708	24,073	96,529	96,529	94,951	294.43 %
2730999	47050-0 FMV-ADJ TO INVESTMENT	-93,991	0	0	0	0	0.00 %
INTERNAL TRANSFERS		12,144	0	0	0	0	0.00 %
2730999	48500-101 CONTR FROM CITY GENERAL FUND	12,144	0	0	0	0	0.00 %
FUND 274 CULTURAL ECONOMY FUND		-4,724	2,708	7,124	7,524	7,524	177.84 %
INTEREST EARNINGS		-4,724	2,708	7,124	7,524	7,524	177.84 %
2740999	47000-0 INTEREST ON INVESTMENTS	3,684	2,708	7,124	7,524	7,524	177.84 %
2740999	47050-0 FMV-ADJ TO INVESTMENT	-8,408	0	0	0	0	0.00 %
FUND 275 PARISHWIDE STRT,DRNAGE,BRDGE FD		4,337	20,202	29,003	37,680	37,680	86.52 %

**LAFAYETTE CONSOLIDATED GOVERNMENT
2023 - 2024 ADOPTED BUDGET**

ANNUAL BUDGET FOR REVENUES BY FUND

CODE	REVENUE	ACTUAL FY 21-22	CUR BUDGET FY 22-23	ACTUAL AT 4/30/2023	PROJECTED FY 22-23	ADOPTED FY 23-24	ADOPTED VS CURRENT
INTEREST EARNINGS		4,337	20,202	29,003	37,680	37,680	86.52 %
2750999	47000-0 INTEREST ON INVESTMENTS	24,126	20,202	29,003	37,680	37,680	86.52 %
2750999	47050-0 FMV-ADJ TO INVESTMENT	-19,789	0	0	0	0	0.00 %
FUND 276 PARISHWIDE PARKS & REC PROJ FD		-4,271	4,268	6,907	7,261	7,261	70.13 %
INTEREST EARNINGS		-4,271	4,268	6,907	7,261	7,261	70.13 %
2760999	47000-0 INTEREST ON INVESTMENTS	3,595	4,268	6,907	7,261	7,261	70.13 %
2760999	47050-0 FMV-ADJ TO INVESTMENT	-7,866	0	0	0	0	0.00 %
FUND 278 POLICE & FIRE RESILIENCY FUND		-66,727	24,945	108,219	114,510	114,510	359.05 %
INTEREST EARNINGS		-66,727	24,945	108,219	114,510	114,510	359.05 %
2780999	47000-0 INTEREST ON INVESTMENTS	56,869	24,945	108,219	114,510	114,510	359.05 %
2780999	47050-0 FMV-ADJ TO INVESTMENT	-123,596	0	0	0	0	0.00 %
FUND 279 PARISHWIDE FIRE PROTECTION		889,659	877,430	958,091	957,888	1,290,698	47.10 %
GENERAL PROPERTY TAXES		887,154	877,067	954,722	954,722	969,334	10.52 %
2790999	40038-0 FIRE PROTECTION MILLAGE	887,154	877,067	954,722	954,722	969,334	10.52 %
OTHER TAXES		905	0	673	470	470	0.00 %
2790999	40450-0 INT ON AD VALOREM TAXES-CY	905	0	673	470	470	0.00 %
INTEREST EARNINGS		1,600	363	2,696	2,696	1,456	301.10 %
2790999	47000-0 INTEREST ON INVESTMENTS	1,528	363	2,696	2,696	1,456	301.10 %
2790999	47050-0 FMV-ADJ TO INVESTMENT	72	0	0	0	0	0.00 %
INTERNAL TRANSFERS		0	0	0	0	319,438	0.00 %
2790999	48500-105 CONTR FROM PARISH GENERAL FUND	0	0	0	0	319,438	0.00 %
FUND 296 BUCHANAN GARAGE FUND		1,362	345,002	70,727	259,303	247,788	-28.18 %
CHARGES FOR SERVICES		0	95,113	48,971	88,579	88,579	-6.87 %
2960999	43420-0 PARKING GARAGE REV-BUCHANAN	0	87,000	48,101	87,000	87,000	0.00 %
2960999	43920-0 CREDIT CARD CONVENIENCE FEES	0	8,113	870	1,579	1,579	-80.54 %
INTEREST EARNINGS		0	0	203	52	52	0.00 %
2960999	47000-0 INTEREST ON INVESTMENTS	0	0	203	52	52	0.00 %
INTERNAL TRANSFERS		1,362	249,889	21,533	170,672	159,157	-36.31 %
2960999	48500-105 CONTR FROM PARISH GENERAL FUND	0	249,889	21,533	170,672	159,157	-36.31 %
2960999	48500-297 CONTR FROM PARKING FUND	1,362	0	0	0	0	0.00 %
MISCELLANEOUS REVENUES		0	0	20	0	0	0.00 %
2960999	49810-0 CASH SHORT/OVER	0	0	20	0	0	0.00 %
FUND 297 PARKING PROGRAM FUND		861,491	899,068	305,644	899,068	1,137,540	26.52 %
CHARGES FOR SERVICES		541,231	449,988	221,075	479,651	479,651	6.59 %
2970999	43410-0 PARKING METER REVENUES	203,704	184,802	102,193	209,231	209,231	13.22 %
2970999	43415-0 PARKING GARAGE REV-VERMILION	255,739	250,393	98,995	231,890	231,890	-7.39 %
2970999	43420-0 PARKING GARAGE REV-BUCHANAN	46,477	0	0	0	0	0.00 %
2970999	43920-0 CREDIT CARD CONVENIENCE FEES	35,311	14,793	19,887	38,530	38,530	160.46 %
FINES AND FORFEITS		166,698	179,519	47,111	106,272	162,000	-9.76 %
2970999	44020-0 PARKING FINES-CITY	154,295	165,830	43,445	100,000	150,000	-9.55 %
2970999	44021-0 PARKING FINES-HANDICAP	12,403	13,689	3,666	6,272	12,000	-12.34 %

**LAFAYETTE CONSOLIDATED GOVERNMENT
2023 - 2024 ADOPTED BUDGET**

ANNUAL BUDGET FOR REVENUES BY FUND

<u>CODE</u>	<u>REVENUE</u>	<u>ACTUAL FY 21-22</u>	<u>CUR BUDGET FY 22-23</u>	<u>ACTUAL AT 4/30/2023</u>	<u>PROJECTED FY 22-23</u>	<u>ADOPTED FY 23-24</u>	<u>ADOPTED VS CURRENT</u>
INTEREST EARNINGS		148	0	52	159	159	0.00 %
2970999	47000-0 INTEREST ON INVESTMENTS	148	0	52	159	159	0.00 %
INTERNAL TRANSFERS		148,003	269,561	36,527	312,978	495,730	83.90 %
2970999	48500-101 CONTR FROM CITY GENERAL FUND	148,003	269,561	36,527	312,978	495,730	83.90 %
MISCELLANEOUS REVENUES		5,411	0	879	8	0	0.00 %
2970999	49800-0 MISCELLANEOUS REVENUES	24	0	9	8	0	0.00 %
2970999	49810-0 CASH SHORT/OVER	5,002	0	672	0	0	0.00 %
2970999	49820-0 SALES TAX DISCOUNT	360	0	198	0	0	0.00 %
2970999	49835-0 NSF CHARGES	25	0	0	0	0	0.00 %
FUND 299 CODES & PERMITS FUND		4,189,688	4,819,385	2,239,269	4,854,478	5,195,006	7.79 %
LICENSES AND PERMITS		3,305,699	2,958,373	1,517,690	3,445,730	3,445,730	16.47 %
2990999	41070-0 BUILDING PERMITS	2,455,184	2,162,927	1,103,744	2,637,543	2,637,543	21.94 %
2990999	41075-0 PLUMBING PERMITS	231,790	212,085	111,146	216,550	216,550	2.11 %
2990999	41080-0 ELECTRICAL PERMITS	325,203	308,867	141,239	314,194	314,194	1.72 %
2990999	41085-0 A/C & HEATING PERMITS	116,737	115,467	49,201	110,538	110,538	-4.27 %
2990999	41087-0 A/C & HEATING PERMITS	4,585	4,445	1,610	3,955	3,955	-11.02 %
2990999	41088-0 WIRELESS SMALL CELL-WCF PERMIT	8,500	8,250	2,750	8,250	8,250	0.00 %
2990999	41510-0 CERTIFICATE OF OCCUPANCY	74,650	65,250	33,650	68,100	68,100	4.37 %
2990999	41525-0 PLUMB ELECT & A/C REG FEES	89,050	81,082	74,350	86,600	86,600	6.81 %
CHARGES FOR SERVICES		303,601	274,650	125,569	300,537	300,537	9.43 %
2990999	43000-0 FILING FEES	301,244	269,997	124,945	299,705	299,705	11.00 %
2990999	43010-0 SALES OF MAPS & PUBLICATIONS	2,357	2,703	624	832	832	-69.22 %
2990999	43275-0 FLOOD PLAIN CHARGES	0	1,950	0	0	0	-100.00 %
FINES AND FORFEITS		58,545	9,975	8,900	59,545	59,545	496.94 %
2990999	44370-0 AAB - FINES	53,545	7,350	7,425	54,320	54,320	639.05 %
2990999	44375-0 AAB-FEES/ABATEMENT RECOVERY	5,000	2,625	1,475	5,225	5,225	99.05 %
INTEREST EARNINGS		-126	441	3,337	3,337	2,077	370.98 %
2990999	47000-0 INTEREST ON INVESTMENTS	1,134	441	3,337	3,337	2,077	370.98 %
2990999	47050-0 FMV-ADJ TO INVESTMENT	-1,260	0	0	0	0	0.00 %
INTERNAL TRANSFERS		519,396	1,572,825	583,601	1,044,896	1,383,971	-12.01 %
2990999	48500-101 CONTR FROM CITY GENERAL FUND	519,396	1,572,825	583,601	1,044,896	1,383,971	-12.01 %
OTHER REVENUES		300	3,121	50	300	3,121	0.00 %
2990999	49614-0 CONTRACTOR REIMB OVERTIME	300	3,121	50	300	3,121	0.00 %
MISCELLANEOUS REVENUES		2,273	0	122	133	25	0.00 %
2990999	49800-0 MISCELLANEOUS REVENUES	2,500	0	133	133	0	0.00 %
2990999	49810-0 CASH SHORT/OVER	-252	0	-36	0	0	0.00 %
2990999	49835-0 NSF CHARGES	25	0	25	0	25	0.00 %
FUND 352 SALES TAX BOND SINKING FD-1961		13,389,200	13,203,112	6,631,985	13,754,194	12,956,137	-1.87 %
GENERAL SALES AND USE TAXES		13,134,978	13,198,228	6,520,981	13,606,833	12,956,137	-1.83 %
3520999	40205-1961 SALES TAX REVENUES-CITY-1961	13,134,978	13,198,228	6,520,981	13,606,833	12,956,137	-1.83 %
INTEREST EARNINGS		33,625	4,884	111,004	147,361	147,361	2,917.22 %
3520999	47000-0 INTEREST ON INVESTMENTS	48,415	4,884	111,004	147,361	147,361	2,917.22 %
3520999	47050-0 FMV-ADJ TO INVESTMENT	-14,790	0	0	0	0	0.00 %
INTERNAL TRANSFERS		220,597	0	0	0	-147,361	0.00 %
3520999	48500-215 CONTR FROM 61 S T TRUST FUND	0	0	0	0	-147,361	0.00 %
3520999	48500-353 CONTR FROM 61 S T BOND RES	220,597	0	0	0	0	0.00 %

**LAFAYETTE CONSOLIDATED GOVERNMENT
2023 - 2024 ADOPTED BUDGET**

ANNUAL BUDGET FOR REVENUES BY FUND

CODE	REVENUE	ACTUAL FY 21-22	CUR BUDGET FY 22-23	ACTUAL AT 4/30/2023	PROJECTED FY 22-23	ADOPTED FY 23-24	ADOPTED VS CURRENT
FUND 353 SALES TAX BOND RESERVE FD-1961		-115,816	92,000	99,186	74,547	74,547	-18.97 %
INTEREST EARNINGS		-115,816	92,000	99,186	74,547	74,547	-18.97 %
3530999	47000-0 INTEREST ON INVESTMENTS	31,618	92,000	99,186	74,547	74,547	-18.97 %
3530999	47050-0 FMV-ADJ TO INVESTMENT	-147,434	0	0	0	0	0.00 %
FUND 354 SALES TAX BOND SINKING FD-1985		11,296,405	10,257,273	5,702,508	10,678,156	9,277,594	-9.55 %
GENERAL SALES AND USE TAXES		11,173,849	10,253,239	5,565,719	10,568,659	9,168,097	-10.58 %
3540999	40205-1985 SALES TAX REVENUES-CITY-1985	11,173,849	10,253,239	5,565,719	10,568,659	9,168,097	-10.58 %
INTEREST EARNINGS		29,903	4,034	136,789	109,497	109,497	2,614.35 %
3540999	47000-0 INTEREST ON INVESTMENTS	29,903	4,034	136,789	109,497	109,497	2,614.35 %
INTERNAL TRANSFERS		92,653	0	0	0	0	0.00 %
3540999	48500-401 CONTR FROM CIP FUND	92,653	0	0	0	0	0.00 %
FUND 355 SALES TAX BOND RESERVE FD-1985		-113,011	80,000	48,747	43,029	43,029	-46.21 %
INTEREST EARNINGS		-238,314	80,000	48,747	43,029	43,029	-46.21 %
3550999	47000-0 INTEREST ON INVESTMENTS	28,648	80,000	48,747	43,029	43,029	-46.21 %
3550999	47050-0 FMV-ADJ TO INVESTMENT	-266,962	0	0	0	0	0.00 %
INTERNAL TRANSFERS		125,303	0	0	0	0	0.00 %
3550999	48500-354 CONTR FROM 85 S T BOND SINK FD	125,303	0	0	0	0	0.00 %
FUND 356 CONTINGENCY SINKING FD-PARISH		4,042,253	4,134,669	4,421,524	4,344,119	4,495,492	8.73 %
GENERAL PROPERTY TAXES		4,068,500	4,111,465	4,361,137	4,276,447	4,427,820	7.69 %
3560999	40032-0 DEBT SERVICE MILLAGE	4,068,500	4,111,465	4,361,137	4,276,447	4,427,820	7.69 %
OTHER TAXES		4,964	6,712	3,073	6,712	6,712	0.00 %
3560999	40450-0 INT ON AD VALOREM TAXES-CY	4,964	6,712	3,073	6,712	6,712	0.00 %
INTEREST EARNINGS		-31,211	16,492	57,314	60,960	60,960	269.63 %
3560999	47000-0 INTEREST ON INVESTMENTS	27,497	16,492	57,314	60,960	60,960	269.63 %
3560999	47050-0 FMV-ADJ TO INVESTMENT	-58,708	0	0	0	0	0.00 %
FUND 357 2011 CITY CERT OF IND SK-HFARM		652,102	542,072	273,955	542,554	536,294	-1.07 %
GENERAL SALES AND USE TAXES		535,756	538,072	268,818	538,072	531,812	-1.16 %
3570999	40205-1961 SALES TAX REVENUES-CITY-1961	535,756	538,072	268,818	538,072	531,812	-1.16 %
INTEREST EARNINGS		-3,782	4,000	5,137	4,482	4,482	12.05 %
3570999	47000-0 INTEREST ON INVESTMENTS	1,329	4,000	5,137	4,482	4,482	12.05 %
3570999	47050-0 FMV-ADJ TO INVESTMENT	-5,111	0	0	0	0	0.00 %
INTERNAL TRANSFERS		120,128	0	0	0	0	0.00 %
3570999	48500-401 CONTR FROM CIP FUND	120,128	0	0	0	0	0.00 %
FUND 358 LIMITED TAX REFUND BDS SK		319,241	2,793,389	2,810,748	2,804,220	2,799,707	0.23 %
INTEREST EARNINGS		-3,375	1,737	19,096	12,568	12,568	623.55 %
3580999	47000-0 INTEREST ON INVESTMENTS	3,575	1,737	19,096	12,568	12,568	623.55 %
3580999	47050-0 FMV-ADJ TO INVESTMENT	-6,950	0	0	0	0	0.00 %
INTERNAL TRANSFERS		322,616	2,791,652	2,791,652	2,791,652	2,787,139	-0.16 %
3580999	48500-101 CONTR FROM CITY GENERAL FUND	322,616	2,791,652	2,791,652	2,791,652	2,787,139	-0.16 %

**LAFAYETTE CONSOLIDATED GOVERNMENT
2023 - 2024 ADOPTED BUDGET**

ANNUAL BUDGET FOR REVENUES BY FUND

CODE	REVENUE	ACTUAL FY 21-22	CUR BUDGET FY 22-23	ACTUAL AT 4/30/2023	PROJECTED FY 22-23	ADOPTED FY 23-24	ADOPTED VS CURRENT
FUND 401 SALES TAX CAP IMPROV-CITY		43,240,365	57,007,260	16,636,545	58,474,453	46,851,142	-17.82 %
GENERAL SALES AND USE TAXES		40,672,574	41,037,954	15,206,710	41,486,433	42,950,238	4.66 %
4010999	40205-1961 SALES TAX REVENUES-CITY-1961	21,974,294	21,666,976	8,467,689	22,272,817	22,357,673	3.19 %
4010999	40205-1985 SALES TAX REVENUES-CITY-1985	18,698,280	19,370,978	6,739,021	19,213,616	20,592,565	6.31 %
CHARGES FOR SERVICES		1,040	840	235	810	3,949	370.12 %
4010999	43012-0 LCG STD SPECS MANUAL FEES	1,040	840	235	810	3,949	370.12 %
INTEREST EARNINGS		-608,509	166,790	919,176	919,609	919,609	451.36 %
4010999	47000-0 INTEREST ON INVESTMENTS	429,686	166,790	919,176	919,609	919,609	451.36 %
4010999	47050-0 FMV-ADJ TO INVESTMENT	-1,038,195	0	0	0	0	0.00 %
INTERNAL TRANSFERS		3,067,332	15,801,677	504,403	16,067,602	2,977,347	-81.16 %
4010999	48500-101 CONTR FROM CITY GENERAL FUND	1,836,540	14,484,067	0	14,484,067	637,586	-95.60 %
4010999	48500-105 CONTR FROM PARISH GENERAL FUND	249,429	60,856	28,674	60,856	728,364	1,096.86 %
4010999	48500-128 CONTR FROM GRANTS-OTHER	20,161	-20,161	0	-20,161	0	-100.00 %
4010999	48500-215 CONTR FROM 61 S T TRUST FUND	33,863	97,852	-31,752	262,976	261,977	167.73 %
4010999	48500-222 CONTR FROM 85 S T TRUST FUND	59,012	84,837	-16,815	185,638	185,638	118.82 %
4010999	48500-260 CONTR FROM ROAD & BRIDGE MAINT CONTR FROM DRAINAGE MAINT	344,592	547,113	262,148	547,113	581,891	6.36 %
4010999	48500-261 FUND	344,592	547,113	262,148	547,113	581,891	6.36 %
4010999	48500-352 CONTR FROM 61 S T BOND SINK FD	179,143	0	0	0	0	0.00 %
OTHER REVENUES		70,776	-1	0	-1	-1	0.00 %
4010999	49315-0 LAFAYETTE PARISH SCHOOL BOARD COMMUNITY FOUNDATN OF	28,500	0	0	0	0	0.00 %
4010999	49607-0 ACADIANA	42,276	-1	0	-1	-1	0.00 %
MISCELLANEOUS REVENUES		37,152	0	6,021	0	0	0.00 %
4010999	49800-0 MISCELLANEOUS REVENUES	14,976	0	0	0	0	0.00 %
4010999	49902-0 AUCTION PROCEEDS-ON-LINE	22,176	0	6,021	0	0	0.00 %
FUND 502 UTILITIES SYSTEM FUND		286,744,894	333,924,692	122,838,651	286,427,528	271,360,256	-18.74 %
INTERGOVERNMENTAL REVENUES		0	16,117,154	0	16,117,154	0	-100.00 %
5020999	42331-0 LA GRANT-WATER SECTOR PRGM-218	0	4,669,867	0	4,669,867	0	-100.00 %
5020999	42332-0 LA GRANT-WATER SECTOR PRGM-335	0	1,677,424	0	1,677,424	0	-100.00 %
5020999	42333-0 LA GRANT-WATER SECTOR PRGM-495	0	1,314,800	0	1,314,800	0	-100.00 %
5020999	42334-0 LA GRANT-WATER SECTOR PRGM-500	0	1,841,063	0	1,841,063	0	-100.00 %
5020999	42336-0 LA GRANT-WATER SECTOR PRGM-668	0	6,614,000	0	6,614,000	0	-100.00 %
ELECTRIC RETAIL SALES		222,443,674	199,261,101	88,654,873	199,261,101	195,713,325	-1.78 %
5020999	46100-0 ELECTRIC RETAIL SALES	100,740,765	106,144,012	44,391,565	106,144,012	107,404,818	1.19 %
5020999	46105-0 ELECTRIC RETAIL FUEL ADJ.	121,702,909	93,117,089	44,263,308	93,117,089	88,308,507	-5.16 %
ELECTRIC WHOLESALE SALES		167,965	175,000	84,271	175,000	175,000	0.00 %
5020999	46110-0 ELECTRIC WHOLESALE SALES	167,965	175,000	84,271	175,000	175,000	0.00 %
WATER SALES		22,637,865	24,496,897	11,715,103	24,496,897	26,046,487	6.33 %
5020999	46200-0 WATER RETAIL SALES	15,214,389	24,496,897	7,917,405	24,496,897	26,046,487	6.33 %
5020999	46210-0 WATER WHOLESALE SALES	7,359,956	0	3,765,148	0	0	0.00 %
5020999	46220-0 WATER TAPPING FEES	63,520	0	32,550	0	0	0.00 %
WASTEWATER SALES		31,714,091	34,169,465	17,390,938	34,169,465	37,133,299	8.67 %
5020999	46300-0 WASTEWATER SALES	31,714,091	34,169,465	17,390,938	34,169,465	37,133,299	8.67 %
INTEREST EARNINGS		2,091,624	1,115,279	2,868,639	3,554,863	3,632,797	225.73 %
5020999	47000-0 INTEREST ON INVESTMENTS	1,365,691	418,900	2,520,450	2,884,819	2,884,819	588.67 %
5020999	47010-0 INTEREST REV-SEWER DIST	1,739	0	0	0	0	0.00 %

**LAFAYETTE CONSOLIDATED GOVERNMENT
2023 - 2024 ADOPTED BUDGET**

ANNUAL BUDGET FOR REVENUES BY FUND

CODE	REVENUE	ACTUAL	CUR BUDGET	ACTUAL AT	PROJECTED	ADOPTED	ADOPTED VS	
		FY 21-22	FY 22-23	4/30/2023	FY 22-23	FY 23-24	CURRENT	
5020999	47040-0	INTEREST REVENUES ON LOANS	688,157	696,379	348,189	670,044	639,868	-8.11 %
5020999	47045-0	INTEREST REVENUE ON LEASES	36,037	0	0	0	108,110	0.00 %
INTERNAL TRANSFERS			641,639	0	0	0	0	0.00 %
5020999	48500-101	CONTR FROM CITY GENERAL FUND	641,639	0	0	0	0	0.00 %
OTHER REVENUES			4,074,454	4,800,000	1,293,352	4,811,859	4,800,000	0.00 %
5020999	46115-0	OTHER ELECTRIC REVENUES	2,650,820	4,800,000	1,367,141	4,800,000	4,800,000	0.00 %
5020999	46814-0	WATER CONTRIB AID OF CONST	123,625	0	0	0	0	0.00 %
5020999	46816-0	SEWER CONTRIB AID OF CONST	27,075	0	0	0	0	0.00 %
5020999	49036-0	RENTAL INCOME	7,906	0	3,953	11,859	0	0.00 %
5020999	49040-0	LEASE REVENUE	132,170	0	0	0	0	0.00 %
5020999	49115-0	GAIN/LOSS ON DISPOSAL OF PROP	-254,361	0	-77,742	0	0	0.00 %
5020999	49338-0	CONTR FROM OTHER ENTITIES	636,071	0	0	0	0	0.00 %
5020999	49350-0	FEMA REIMBURSEMENT	751,148	0	0	0	0	0.00 %
MISCELLANEOUS REVENUES			2,828,299	53,438,796	762,054	3,490,189	3,508,348	-93.43 %
5020999	49800-0	MISCELLANEOUS REVENUES	0	0	825	0	0	0.00 %
5020999	49801-0	MISC REV-PY ADJUSTMENT	12,214	0	0	0	0	0.00 %
5020999	49840-0	BILLING FOR SERVICES	2,141,105	1,700,000	709,836	1,700,000	1,700,000	0.00 %
5020999	49955-0	ANTICIPATED BOND PROCEEDS	0	50,000,000	0	0	0	-100.00 %
5020999	49960-0	PROCEEDS FROM LOAN	0	1,738,796	0	1,738,796	1,808,348	4.00 %
5020999	49962-0	MISC NON-OPER REVENUE	674,980	0	51,393	51,393	0	0.00 %
LUS/LPPA/COMM A&G			145,283	351,000	69,421	351,000	351,000	0.00 %
5020999	49306-0	CMCN SYSTEMS CONTR ON EXPENSES	145,283	351,000	69,421	351,000	351,000	0.00 %
FUND 532 COMMUNICATIONS SYSTEM FUND			46,495,851	84,305,280	22,828,565	83,686,548	51,213,933	-39.25 %
INTERGOVERNMENTAL REVENUES			711,283	31,646,642	-506,647	31,646,642	0	-100.00 %
5320999	42101-0	EDA-ACADIANA FIBER INFRA GRANT	711,283	3,100,000	-506,647	3,100,000	0	-100.00 %
5320999	42102-0	NTIA-EVANGELINE FIBER GRANT	0	19,740,188	0	19,740,188	0	-100.00 %
5320999	42103-0	EDA-JENNINGS FIBER INFRA GRANT	0	2,470,000	0	2,470,000	0	-100.00 %
5320999	42104-0	GUMBO-VERMILLION INFRA GRANT	0	3,907,187	0	3,907,187	0	-100.00 %
5320999	42105-0	GUMBO-ACADIA INFRA GRANT	0	1,474,179	0	1,474,179	0	-100.00 %
5320999	42106-0	GUMBO-IBERIA INFRA GRANT	0	794,488	0	794,488	0	-100.00 %
5320999	42107-0	GUMBO-EVANGELINE INFRA GRANT	0	160,600	0	160,600	0	-100.00 %
COMMUNICATION SALES			42,478,352	44,800,000	21,623,568	43,194,839	47,700,000	6.47 %
5320999	46500-0	COMMUNICATION RETAIL SALES	42,478,352	44,800,000	21,623,568	43,194,839	47,700,000	6.47 %
COMMUNICATION WHOLESALE SALES			2,859,059	2,400,000	1,263,936	3,025,496	3,000,000	25.00 %
5320999	46510-0	COMMUNICATION WHOLESALE SALES	2,859,059	2,400,000	1,263,936	3,025,496	3,000,000	25.00 %
INTEREST EARNINGS			173,345	3,000	401,101	413,933	413,933	3,697.77 %
5320999	47000-0	INTEREST ON INVESTMENTS	169,438	3,000	401,101	413,933	413,933	3,697.77 %
5320999	47045-0	INTEREST REVENUE ON LEASES	3,907	0	0	0	0	0.00 %
INTERNAL TRANSFERS			100,869	0	0	0	0	0.00 %
5320999	48500-101	CONTR FROM CITY GENERAL FUND	100,869	0	0	0	0	0.00 %
OTHER REVENUES			235,476	5,455,638	39,690	5,405,638	100,000	-98.17 %
5320999	46515-0	ADVERTISING SALES	76,542	150,000	40,362	100,000	100,000	-33.33 %
5320999	49040-0	LEASE REVENUE	63,761	0	0	0	0	0.00 %
5320999	49115-0	GAIN/LOSS ON DISPOSAL OF PROP	-1,862	0	-672	0	0	0.00 %
5320999	49338-0	CONTR FROM OTHER ENTITIES	97,035	0	0	0	0	0.00 %
5320999	49365-0	NTIA-EVANGELINE CONTR IN-KIND	0	510,000	0	510,000	0	-100.00 %
5320999	49366-0	EDA-JENNINGS GRANT CONTR	0	617,500	0	617,500	0	-100.00 %
5320999	49367-0	GUMBO-VERMILLION GRANT CONTR	0	2,220,905	0	2,220,905	0	-100.00 %

**LAFAYETTE CONSOLIDATED GOVERNMENT
2023 - 2024 ADOPTED BUDGET**

ANNUAL BUDGET FOR REVENUES BY FUND

<u>CODE</u>	<u>REVENUE</u>	<u>ACTUAL FY 21-22</u>	<u>CUR BUDGET FY 22-23</u>	<u>ACTUAL AT 4/30/2023</u>	<u>PROJECTED FY 22-23</u>	<u>ADOPTED FY 23-24</u>	<u>ADOPTED VS CURRENT</u>
5320999	49368-0	0	1,638,604	0	1,638,604	0	-100.00 %
5320999	49369-0	0	264,829	0	264,829	0	-100.00 %
5320999	49385-0	0	53,800	0	53,800	0	-100.00 %
MISCELLANEOUS REVENUES		-62,533	0	6,917	0	0	0.00 %
5320999	49801-0	-44,775	0	1,085	0	0	0.00 %
5320999	49840-0	-17,950	0	5,850	0	0	0.00 %
5320999	49962-0	192	0	-18	0	0	0.00 %
FUND 550 ENVIRONMENTAL SERVICES FUND		19,225,131	18,995,868	9,272,138	19,623,595	19,491,666	2.61 %
LICENSES AND PERMITS		933,416	987,120	324,512	1,108,800	1,140,000	15.49 %
5500999	41065-0	933,416	987,120	324,512	1,108,800	1,140,000	15.49 %
CHARGES FOR SERVICES		18,029,148	17,734,408	8,805,036	18,100,684	17,969,805	1.33 %
5500999	43032-0	475	100	705	1,105	1,105	1,005.00 %
5500999	43065-0	0	100	0	100	100	0.00 %
5500999	43505-0	16,753,988	16,742,400	8,582,083	16,742,400	16,833,600	0.54 %
5500999	43510-0	1,016,821	823,030	123,893	1,022,079	800,000	-2.80 %
5500999	43515-0	254,664	167,938	98,355	330,000	330,000	96.50 %
5500999	43520-0	3,200	840	0	5,000	5,000	495.24 %
FINES AND FORFEITS		19,141	21,980	7,870	7,811	3,000	-86.35 %
5500999	44320-0	0	0	25	0	0	0.00 %
5500999	44322-0	17,875	20,201	7,800	7,800	3,000	-85.15 %
5500999	44323-0	1,266	1,679	45	11	0	-100.00 %
5500999	44360-0	0	100	0	0	0	-100.00 %
INTEREST EARNINGS		-43,520	10,780	53,186	53,186	52,281	384.98 %
5500999	47000-0	23,697	10,780	53,186	53,186	52,281	384.98 %
5500999	47050-0	-67,217	0	0	0	0	0.00 %
INTERNAL TRANSFERS		17,325	0	0	0	0	0.00 %
5500999	48500-101	17,325	0	0	0	0	0.00 %
OTHER REVENUES		265,944	241,580	81,258	352,838	326,580	35.19 %
5500999	49115-0	3,812	0	16,258	16,258	0	0.00 %
5500999	49338-0	19,632	1,580	0	1,580	1,580	0.00 %
5500999	49620-0	165,000	165,000	0	250,000	250,000	51.52 %
5500999	49621-0	60,000	60,000	60,000	60,000	50,000	-16.67 %
5500999	49623-0	17,500	15,000	5,000	25,000	25,000	66.67 %
MISCELLANEOUS REVENUES		3,677	0	276	276	0	0.00 %
5500999	49800-0	3,673	0	276	276	0	0.00 %
5500999	49810-0	4	0	0	0	0	0.00 %
FUND 551 CNG SERVICE STATION FUND		277,344	201,035	191,381	401,863	401,863	99.90 %
CHARGES FOR SERVICES		47,285	31,644	32,101	69,404	69,404	119.33 %
5510999	43915-0	47,285	31,644	32,101	69,404	69,404	119.33 %
INTEREST EARNINGS		-4,643	1,365	7,680	7,391	7,391	441.47 %
5510999	47000-0	3,340	1,365	7,680	7,391	7,391	441.47 %
5510999	47050-0	-7,983	0	0	0	0	0.00 %
MISCELLANEOUS REVENUES		234,702	168,026	151,600	325,068	325,068	93.46 %
5510999	49821-0	78	69	44	90	90	30.43 %
5510999	49840-0	234,624	167,957	151,556	324,978	324,978	93.49 %

**LAFAYETTE CONSOLIDATED GOVERNMENT
2023 - 2024 ADOPTED BUDGET**

ANNUAL BUDGET FOR REVENUES BY FUND

CODE	REVENUE	ACTUAL FY 21-22	CUR BUDGET FY 22-23	ACTUAL AT 4/30/2023	PROJECTED FY 22-23	ADOPTED FY 23-24	ADOPTED VS CURRENT
FUND 605 UNEMPLOYMENT COMPENSATION FUND		49,875	89,000	37,643	89,000	89,000	0.00 %
INTERNAL TRANSFERS		49,875	89,000	37,643	89,000	89,000	0.00 %
6050999	48500-101 CONTR FROM CITY GENERAL FUND	37,643	65,000	37,643	65,000	65,000	0.00 %
6050999	48500-502 CONTR FROM UTILITIES O & M	12,232	18,000	0	18,000	18,000	0.00 %
6050999	48500-532 CONTR FROM COMM SYSTEMS O & M	0	6,000	0	6,000	6,000	0.00 %
FUND 607 GROUP HOSPITALIZATION FUND		25,392,072	27,898,357	23,415,088	28,278,705	26,599,239	-4.66 %
CHARGES FOR SERVICES		21,668,945	22,865,549	20,901,321	22,865,549	21,889,529	-4.27 %
6070999	43100-0 CITY/PARISH INS CONTRIBUTIONS	19,851,198	20,718,415	19,930,683	20,718,415	19,620,317	-5.30 %
6070999	43105-0 RETIREES & CONTRACTUAL CONTR	1,290,815	1,417,514	655,609	1,417,514	1,435,938	1.30 %
6070999	43110-0 LIFE INSURANCE CONTRIBUTIONS	526,932	729,620	315,029	729,620	833,274	14.21 %
INTEREST EARNINGS		-204,807	85,290	500,990	467,366	85,290	0.00 %
6070999	47000-0 INTEREST ON INVESTMENTS	185,589	85,290	500,990	467,366	85,290	0.00 %
6070999	47050-0 FMV-ADJ TO INVESTMENT	-390,396	0	0	0	0	0.00 %
OTHER REVENUES		3,771,713	4,917,518	1,912,297	4,917,518	4,594,420	-6.57 %
6070999	49618-0 EMPLOYEE CONTRIBUTIONS	3,771,713	4,917,518	1,912,297	4,917,518	4,594,420	-6.57 %
MISCELLANEOUS REVENUES		156,221	30,000	100,480	28,272	30,000	0.00 %
6070999	49800-0 MISCELLANEOUS REVENUES	1,209	0	0	-1,728	0	0.00 %
6070999	49888-0 SUBROGATION-MEDICAL	0	30,000	0	30,000	30,000	0.00 %
6070999	49895-0 STOP LOSS RECOVERY	155,012	0	100,480	0	0	0.00 %
FUND 614 RISK MGMT FD-GENERAL GOV'T		9,263,259	9,773,401	2,100,264	10,024,697	10,871,342	11.23 %
CHARGES FOR SERVICES		8,924,927	9,733,401	1,872,878	9,863,401	10,806,193	11.02 %
6140999	43080-0 LOSS ACCOUNTS-GENERAL GOV'T	4,011,091	4,777,286	900,000	4,907,286	3,619,538	-24.23 %
6140999	43081-0 LOSS ACCOUNTS-UTILITIES FUND	1,349,623	1,071,704	0	1,071,704	480,793	-55.14 %
6140999	43082-0 LOSS ACCOUNTS-COMM. FUND	4,514	1,250	0	1,250	0	-100.00 %
6140999	43090-0 PREMIUMS-GENERAL GOV'T	2,017,105	2,176,899	729,962	2,176,899	3,684,936	69.27 %
6140999	43091-0 PREMIUMS-UTILITY SYSTEM	1,474,826	1,630,922	242,916	1,630,922	2,884,541	76.87 %
6140999	43092-0 PREMIUMS-COMMUNICATIONS SYSTEM	67,768	75,340	0	75,340	136,385	81.03 %
INTEREST EARNINGS		-32,987	0	2,482	25,149	25,149	0.00 %
6140999	47000-0 INTEREST ON INVESTMENTS	24,784	0	2,482	25,149	25,149	0.00 %
6140999	47050-0 FMV-ADJ TO INVESTMENT	-57,771	0	0	0	0	0.00 %
MISCELLANEOUS REVENUES		371,319	40,000	224,904	136,147	40,000	0.00 %
6140999	49801-0 MISC REV-PY ADJUSTMENT	2,500	0	0	0	0	0.00 %
6140999	49879-0 SUBROGATION	0	40,000	0	40,000	40,000	0.00 %
6140999	49882-0 SUBROGATION-FIRE/EXT COVERAGE	120,052	0	140,727	32,622	0	0.00 %
6140999	49884-0 SUBROGATION-GENERAL LIABILITY	12,858	0	272	0	0	0.00 %
6140999	49886-0 SUBROGATION-FLEET COLLISION	232,978	0	83,905	63,525	0	0.00 %
6140999	49887-0 SUBROGATION-AUTO LIABILITY	2,931	0	0	0	0	0.00 %
FUND 650 AMERICAN RESCUE PLAN/21-CITY		1,328,892	37,678,185	0	0	0	-100.00 %
INTERGOVERNMENTAL REVENUES		1,328,892	37,678,185	0	0	0	-100.00 %
6500999	42000-0 PUBLIC SAFETY FEDERAL GRANTS	1,328,892	37,678,185	0	0	0	-100.00 %
FUND 651 AMERICAN RESCUE PLAN/21-PARISH		1,961,878	45,812,654	0	0	0	-100.00 %
INTERGOVERNMENTAL REVENUES		1,961,878	45,812,654	0	0	0	-100.00 %
6510999	42000-0 PUBLIC SAFETY FEDERAL GRANTS	1,961,878	45,812,654	0	0	0	-100.00 %

**LAFAYETTE CONSOLIDATED GOVERNMENT
2023 - 2024 ADOPTED BUDGET**

ANNUAL BUDGET FOR REVENUES BY FUND

<u>CODE</u>	<u>REVENUE</u>	<u>ACTUAL FY 21-22</u>	<u>CUR BUDGET FY 22-23</u>	<u>ACTUAL AT 4/30/2023</u>	<u>PROJECTED FY 22-23</u>	<u>ADOPTED FY 23-24</u>	<u>ADOPTED VS CURRENT</u>
FUND 702	CENTRAL VEHICLE MAINTENANCE FD	8,951,450	7,820,711	4,536,442	9,289,696	9,290,345	18.79 %
LICENSES AND PERMITS		310	570	310	360	1,980	247.37 %
7020999	41020-0 VEH FOR HIRE INSPECTION FEE	310	570	310	360	1,980	247.37 %
INTEREST EARNINGS		-8,162	47	7,974	7,974	7,534	5,929.79 %
7020999	47000-0 INTEREST ON INVESTMENTS	3,674	47	7,974	7,974	7,534	5,929.79 %
7020999	47050-0 FMV-ADJ TO INVESTMENT	-11,836	0	0	0	0	0.00 %
INTERNAL TRANSFERS		45,658	0	0	0	0	0.00 %
7020999	48500-101 CONTR FROM CITY GENERAL FUND	45,658	0	0	0	0	0.00 %
OTHER REVENUES		80,425	0	6	0	0	0.00 %
7020999	49115-0 GAIN/LOSS ON DISPOSAL OF PROP	80,425	0	6	0	0	0.00 %
MISCELLANEOUS REVENUES		8,833,219	7,820,094	4,528,152	9,281,362	9,280,831	18.68 %
7020999	49800-0 MISCELLANEOUS REVENUES	1,113	0	549	531	0	0.00 %
7020999	49801-0 MISC REV-PY ADJUSTMENT	3,053	0	2,468	0	0	0.00 %
7020999	49840-0 BILLING FOR SERVICES	8,828,443	7,820,094	4,525,091	9,280,831	9,280,831	18.68 %
7020999	49902-0 AUCTION PROCEEDS-ON-LINE	610	0	44	0	0	0.00 %
GRAND TOTAL REVENUES		757,531,951	962,751,126	373,185,111	846,769,973	703,677,434	-26.91 %



ELECTED OFFICIALS-LEGISLATIVE/JUDICIAL/OTHER

Lafayette Councils effective January 6, 2020, the Lafayette City-Parish Council was replaced by two separate councils consisting of five members each, those being the:

- Lafayette City Council – The Lafayette City Council serves as the governing authority of the City of Lafayette.
 - Lafayette Parish Council – The Lafayette Parish Council serves as the governing authority for the Parish of Lafayette.
- The City Council and the Parish Council, jointly, serve as the governing authority for Lafayette City-Parish Consolidated Government. Each Council member is elected for a four-year term. Council members serve as the voice of their constituents and, along with the Mayor-President, provide leadership and direction through the legislative process to the various departments of the Consolidated Government.

Statistical Information:

DESCRIPTION	FY 2020-21	FY 2021-22	FY 2022-23 ESTIMATED	FY 2023-24 PROJECTED
Number of Council Meetings Held	71	68	69	78
Number of Ordinances & Resolutions	497	456	439	468

Justice of the Peace and Constables are independently elected officials serving six-year terms. Justices of the Peace have limited judicial authority over both civil and criminal matters. Constables are executive officials that execute processes issued by Justices of the Peace such as evictions and garnishments.

City Court has jurisdiction to hear cases that deal with the City of Lafayette municipal ordinances, traffic violations, parking violations, and cases where the amount disputed or value of the property involved does not exceed \$15,000.

City Marshal is an independently elected official serving six-year terms. The Marshal serves as the executive officer of the City Court. He executes orders and mandates of the court, makes arrests, and preserves the peace. He serves notices and summonses and executes arrest warrants issued by the court.

15th Judicial District Court has original jurisdiction over all civil and criminal matters and is the exclusive original jurisdiction of felony cases and most cases involving property.

District Attorney is an independently elected official serving six-year terms. The District Attorney prosecutes criminal cases for the parishes of Acadia, Lafayette, and Vermilion, which make up the 15th Judicial District. State statutes require the Lafayette Parish General Fund to provide funding in whole or in part for District Attorney operations within its parish borders.

Adult Correctional Center is operated by the Sheriff of the Parish of Lafayette in accordance with Louisiana state statutes. The Sheriff provides for the secure custody of all persons incarcerated. The budget of the Adult Correctional Center includes costs associated with the feeding, housing, and medical needs of inmates during incarceration.

Registrar of Voters Office is responsible for the registration of voters and for the administration and enforcement of the laws and regulations of the Secretary of State related to the registration of such voters.

Coroner’s Office provides a broad and varied spectrum of technical and legal services to all of Lafayette Parish. It includes mental health, sexual assault cases, autopsies, and death investigations. The findings of the Coroner’s Office can be admissible as court evidence. Other than approval of its budget through Lafayette Consolidated Government, the Coroner’s Office is an autonomous Parish governing authority and is overseen by the Coroner, an independently elected official who serves four-year terms.



**LAFAYETTE CONSOLIDATED GOVERNMENT
2023 - 2024 ADOPTED BUDGET
ANNUAL BUDGET BY DEPARTMENT**

EO-LEGISLATIVE/JUDICIAL/OTHER RECAP

	Actual FY 21/22	Cur Budget FY 22/23	Actual At 4/30/23	Projected FY 22/23	Adopted FY 23/24	Adopted vs. Current
Expenditures by Type						
PERSONNEL SALARIES	5,481,748	5,995,963	2,645,135	6,028,054	6,210,803	3.58 %
EMPLOYEE BENEFITS	1,565,568	1,571,843	1,195,416	1,571,843	1,432,334	-8.88 %
RETIREMENT SYSTEM	972,395	1,089,199	469,784	1,089,108	1,088,335	-0.08 %
RETIREE HEALTH INS	18,381	17,438	8,718	17,438	23,251	33.34 %
ACCRUED SICK/ANNUAL	49,257	26,791	-	26,791	217,913	713.38 %
PURCHASED SERVICES	7,263,613	9,359,710	3,841,959	9,243,911	9,602,263	2.59 %
INMATE MEDICAL/PERSC	178,916	-	-	-	-	0.00 %
MATERIALS & SUPPLIES	384,450	433,347	241,794	389,170	481,570	11.13 %
EXTERNAL APPROPRIATIONS	2,522,090	2,770,515	1,358,823	2,770,515	2,888,734	4.27 %
UNINSURED LOSSES	29,098	976	-	976	7,691	688.01 %
MISCELLANEOUS EXPENSE	184,297	263,887	193,872	273,101	284,422	7.78 %
CAPITAL OUTLAY	905,464	3,020,547	382,316	3,020,547	2,183,478	-27.71 %
RESERVES	-	750,000	-	750,000	-	-100.00 %
RESERVE CAPITAL	-	129,919	-	129,919	-	-100.00 %
RESERVE FUTURE DEBT	-	5,629,327	-	5,629,327	5,504,797	-2.21 %
Total Expenditures	19,555,277	31,059,462	10,337,817	30,940,700	29,925,591	-3.65 %

**LAFAYETTE CONSOLIDATED GOVERNMENT
2023 - 2024 ADOPTED BUDGET
ANNUAL BUDGET BY DEPARTMENT**

EO-LEGISLATIVE/JUDICIAL/OTHER

CODE	EXPENDITURE	ACTUAL	CUR BUDGET	ACTUAL AT	PROJECTED	ADOPTED	ADOPTED	
		FY 21-22	FY 22-23	4/30/2023	FY 22-23	FY 23-24	VS CURRENT	
EO-COUNCIL OFFICE		1,444,369	8,315,048	891,955	8,315,048	7,114,583	-14.44 %	
1100 EO-COUNCIL OFFICE ADMIN		905,016	6,593,018	502,656	6,593,018	6,452,102	-2.14 %	
1011100	50000-0	PERSONNEL SALARIES	442,491	473,138	213,718	473,138	474,921	0.38 %
1011100	50400-0	GROUP HEALTH INSURANCE	45,201	46,555	46,555	46,555	43,862	-5.78 %
1011100	50415-0	GROUP LIFE INSURANCE	1,648	2,103	809	2,103	2,239	6.47 %
1011100	50430-0	WORKERS COMP INSURANCE	2,372	2,442	2,442	2,442	2,566	5.08 %
1011100	50500-0	RETIREMENT/MEDICARE TAX	119,354	126,672	58,712	126,672	121,665	-3.95 %
1011100	50900-0	ACCRUED SICK/ANNUAL LEAVE	42,703	0	0	0	0	0.00 %
TOTAL PERSONNEL COSTS		653,769	650,910	322,236	650,910	645,253	-0.87 %	
1011100	50600-0	TRAINING OF PERSONNEL	465	900	50	900	900	0.00 %
1011100	50800-0	UNIFORMS	0	500	0	500	500	0.00 %
1011100	50925-0	VEHICLE SUBSIDY LEASES	6,023	6,000	2,746	6,000	6,000	0.00 %
1011100	53010-0	AUDITING FEES-ADVISORY FEES	0	2,500	0	2,500	2,500	0.00 %
1011100	53030-0	AUDITING FEES-GENERAL FUND	133,902	157,902	133,585	157,902	157,902	0.00 %
1011100	60000-0	BUILDING MAINTENANCE	0	225	0	225	225	0.00 %
1011100	63000-0	EQUIPMENT MAINTENANCE	0	450	0	450	450	0.00 %
1011100	70000-0	DUES & LICENSES	585	630	565	630	630	0.00 %
1011100	70200-0	POSTAGE/SHIPPING CHARGES	281	1,372	114	1,372	1,372	0.00 %
1011100	70300-0	PRINTING & BINDING	2,132	5,410	4,829	5,410	5,410	0.00 %
1011100	70400-0	PUBLICATION & RECORDATION	797	8,477	454	8,477	8,477	0.00 %
1011100	70500-0	TELECOMMUNICATIONS	16,344	17,865	7,921	17,865	17,865	0.00 %
1011100	70700-0	TOURISM	213	675	113	675	675	0.00 %
1011100	70700-5	TOURISM-DISTRICT 5	85	0	0	0	0	0.00 %
1011100	70718-0	TOURISM-CLERK'S CONFERENCE	0	0	0	0	4,000	100.00 %
1011100	70800-0	TRAVEL & MEETINGS	5,446	10,100	2,795	10,100	10,100	0.00 %
1011100	70816-0	TRAVEL & MEET-REGISTRATION	1,340	1,500	847	1,500	1,500	0.00 %
1011100	70902-0	DUPLICATING EQUIPMENT EXPENSES	1,348	2,500	1,069	2,500	2,500	0.00 %
1011100	70907-0	CONTRACTUAL SERVICES	19,230	27,900	4,151	27,900	27,900	0.00 %
1011100	72100-0	EQUIPMENT RENTAL	0	900	0	900	900	0.00 %
1011100	72600-0	TRANSPORTATION	191	1,627	353	1,627	1,627	0.00 %
1011100	72700-0	SUPPLIES & MATERIALS	5,283	6,450	2,710	6,450	6,450	0.00 %
1011100	72721-0	SUP & MAT-KIDS HEART COPS	0	600	0	600	0	-100.00 %
1011100	78000-0	UNINSURED LOSSES	22,298	0	0	0	7,571	100.00 %
TOTAL NON-PERSONNEL COSTS		215,963	254,483	162,302	254,483	265,454	4.31 %	
TOTAL FUND 101		869,732	905,393	484,538	905,393	910,707	0.59 %	
2031100	53000-0	AUDITING FEES	5,541	5,541	0	5,541	5,541	0.00 %
TOTAL NON-PERSONNEL COSTS		5,541	5,541	0	5,541	5,541	0.00 %	
TOTAL FUND 203		5,541	5,541	0	5,541	5,541	0.00 %	
2061100	53000-0	AUDITING FEES	1,918	1,918	0	1,918	1,918	0.00 %
TOTAL NON-PERSONNEL COSTS		1,918	1,918	0	1,918	1,918	0.00 %	
TOTAL FUND 206		1,918	1,918	0	1,918	1,918	0.00 %	
2091100	53000-0	AUDITING FEES	2,558	2,558	0	2,558	2,558	0.00 %
TOTAL NON-PERSONNEL COSTS		2,558	2,558	0	2,558	2,558	0.00 %	
TOTAL FUND 209		2,558	2,558	0	2,558	2,558	0.00 %	
2601100	53000-0	AUDITING FEES	2,131	2,131	0	2,131	2,131	0.00 %
TOTAL NON-PERSONNEL COSTS		2,131	2,131	0	2,131	2,131	0.00 %	

**LAFAYETTE CONSOLIDATED GOVERNMENT
2023 - 2024 ADOPTED BUDGET
ANNUAL BUDGET BY DEPARTMENT**

EO-LEGISLATIVE/JUDICIAL/OTHER

<u>CODE</u>	<u>EXPENDITURE</u>	<u>ACTUAL FY 21-22</u>	<u>CUR BUDGET FY 22-23</u>	<u>ACTUAL AT 4/30/2023</u>	<u>PROJECTED FY 22-23</u>	<u>ADOPTED FY 23-24</u>	<u>ADOPTED VS CURRENT</u>
TOTAL FUND 260		2,131	2,131	0	2,131	2,131	0.00 %
2711100	53000-0 AUDITING FEES	2,664	2,664	0	2,664	2,664	0.00 %
TOTAL NON-PERSONNEL COSTS		2,664	2,664	0	2,664	2,664	0.00 %
TOTAL FUND 271		2,664	2,664	0	2,664	2,664	0.00 %
2961100	53000-0 AUDITING FEES	0	441	0	441	441	0.00 %
TOTAL NON-PERSONNEL COSTS		0	441	0	441	441	0.00 %
TOTAL FUND 296		0	441	0	441	441	0.00 %
2971100	53000-0 AUDITING FEES	1,918	1,477	0	1,477	1,477	0.00 %
TOTAL NON-PERSONNEL COSTS		1,918	1,477	0	1,477	1,477	0.00 %
TOTAL FUND 297		1,918	1,477	0	1,477	1,477	0.00 %
2991100	53000-0 AUDITING FEES	2,664	2,664	0	2,664	2,664	0.00 %
TOTAL NON-PERSONNEL COSTS		2,664	2,664	0	2,664	2,664	0.00 %
TOTAL FUND 299		2,664	2,664	0	2,664	2,664	0.00 %
3521100	77240-0 RESERVE-FUTURE DEBT SERVICE	0	(67,652)	0	(67,652)	0	-100.00 %
TOTAL NON-PERSONNEL COSTS		0	(67,652)	0	(67,652)	0	-100.00 %
TOTAL FUND 352		0	(67,652)	0	(67,652)	0	-100.00 %
4011100	77140-0 RESERVE-DIRECTOR'S	0	2,500	0	2,500	2,500	0.00 %
4011100	77380-0 RESERVE-NEW DEBT	0	5,696,979	0	5,696,979	5,504,797	-3.37 %
4011100	89000-0 CAPITAL OUTLAY	1,186	21,700	18,118	21,700	0	-100.00 %
TOTAL NON-PERSONNEL COSTS		1,186	5,721,179	18,118	5,721,179	5,507,297	-3.74 %
TOTAL FUND 401		1,186	5,721,179	18,118	5,721,179	5,507,297	-3.74 %
5501100	53000-0 AUDITING FEES	3,730	3,730	0	3,730	3,730	0.00 %
TOTAL NON-PERSONNEL COSTS		3,730	3,730	0	3,730	3,730	0.00 %
TOTAL FUND 550		3,730	3,730	0	3,730	3,730	0.00 %
6071100	53000-0 AUDITING FEES	3,197	3,197	0	3,197	3,197	0.00 %
TOTAL NON-PERSONNEL COSTS		3,197	3,197	0	3,197	3,197	0.00 %
TOTAL FUND 607		3,197	3,197	0	3,197	3,197	0.00 %
6141100	53000-0 AUDITING FEES	4,900	4,900	0	4,900	4,900	0.00 %
TOTAL NON-PERSONNEL COSTS		4,900	4,900	0	4,900	4,900	0.00 %
TOTAL FUND 614		4,900	4,900	0	4,900	4,900	0.00 %
7021100	53000-0 AUDITING FEES	2,877	2,877	0	2,877	2,877	0.00 %
TOTAL NON-PERSONNEL COSTS		2,877	2,877	0	2,877	2,877	0.00 %
TOTAL FUND 702		2,877	2,877	0	2,877	2,877	0.00 %
1101 EO-COUNCIL OFFICE-CITY		345,005	670,886	273,624	670,886	393,755	-41.31 %
1011101	50000-0 PERSONNEL SALARIES	153,544	154,815	70,859	154,815	157,915	2.00 %
1011101	50415-0 GROUP LIFE INSURANCE	643	925	298	925	945	2.16 %
1011101	50430-0 WORKERS COMP INSURANCE	820	835	835	835	855	2.40 %
1011101	50500-0 RETIREMENT/MEDICARE TAX	2,197	2,245	989	2,245	2,290	2.00 %

**LAFAYETTE CONSOLIDATED GOVERNMENT
2023 - 2024 ADOPTED BUDGET
ANNUAL BUDGET BY DEPARTMENT**

EO-LEGISLATIVE/JUDICIAL/OTHER

CODE	EXPENDITURE	ACTUAL	CUR BUDGET	ACTUAL AT	PROJECTED	ADOPTED	ADOPTED VS
		FY 21-22	FY 22-23	4/30/2023	FY 22-23	FY 23-24	CURRENT
TOTAL PERSONNEL COSTS		157,204	158,820	72,981	158,820	162,005	2.01 %
1011101	50800-0 UNIFORMS	0	250	0	250	250	0.00 %
1011101	53020-0 AUDITING FEES-COMM SYSTEM	46,890	38,000	25,580	38,000	38,000	0.00 %
1011101	53030-0 AUDITING FEES-GENERAL FUND	0	11,600	8,842	11,600	11,600	0.00 %
1011101	53040-0 PAYING AGENT FEES	85,000	85,000	79,870	85,000	85,000	0.00 %
1011101	70000-0 DUES & LICENSES	0	0	0	0	10,000	100.00 %
1011101	70200-1 POSTAGE/SHIP-DISTRICT 1	0	285	1	285	300	5.26 %
1011101	70200-2 POSTAGE/SHIP-DISTRICT 2	0	292	1	292	300	2.74 %
1011101	70200-3 POSTAGE/SHIP-DISTRICT 3	1	292	0	292	300	2.74 %
1011101	70200-4 POSTAGE/SHIP-DISTRICT 4	0	292	0	292	300	2.74 %
1011101	70200-5 POSTAGE/SHIP-DISTRICT 5	0	585	0	585	300	-48.72 %
1011101	70300-0 PRINTING & BINDING	5,832	8,425	3,004	8,425	8,425	0.00 %
1011101	70300-1 PRINT & BIND-DISTRICT 1	0	250	0	250	450	80.00 %
1011101	70300-2 PRINT & BIND-DISTRICT 2	0	225	0	225	450	100.00 %
1011101	70300-3 PRINT & BIND-DISTRICT 3	0	225	0	225	450	100.00 %
1011101	70300-4 PRINT & BIND-DISTRICT 4	0	225	0	225	450	100.00 %
1011101	70300-5 PRINT & BIND-DISTRICT 5	0	450	0	450	450	0.00 %
1011101	70400-0 PUBLICATION & RECORDATION	30,302	38,825	11,120	38,825	38,825	0.00 %
1011101	70500-0 TELECOMMUNICATIONS	893	5,400	0	5,400	5,400	0.00 %
1011101	70700-1 TOURISM-DISTRICT 1	58	300	66	300	900	200.00 %
1011101	70700-2 TOURISM-DISTRICT 2	0	450	0	450	900	100.00 %
1011101	70700-3 TOURISM-DISTRICT 3	0	450	0	450	900	100.00 %
1011101	70700-4 TOURISM-DISTRICT 4	33	450	0	450	900	100.00 %
1011101	70700-5 TOURISM-DISTRICT 5	95	900	0	900	900	0.00 %
1011101	70800-1 TRAVEL & MEET-DISTRICT 1	2,919	4,700	4,674	4,700	3,600	-23.40 %
1011101	70800-2 TRAVEL & MEET-DISTRICT 2	0	500	0	500	3,600	620.00 %
1011101	70800-3 TRAVEL & MEET-DISTRICT 3	0	0	0	0	3,600	100.00 %
1011101	70800-4 TRAVEL & MEET-DISTRICT 4	0	0	0	0	3,600	100.00 %
1011101	70800-5 TRAVEL & MEET-DISTRICT 5	320	3,600	0	3,600	3,600	0.00 %
1011101	70816-1 TRAVEL & MEET-REGISTRATION-D1	460	1,000	785	1,000	1,000	0.00 %
1011101	70816-2 TRAVEL & MEET-REGISTRATION-D2	0	0	0	0	1,000	100.00 %
1011101	70816-3 TRAVEL & MEET-REGISTRATION-D3	0	0	0	0	1,000	100.00 %
1011101	70816-4 TRAVEL & MEET-REGISTRATION-D4	0	0	0	0	1,000	100.00 %
1011101	70816-5 TRAVEL & MEET-REGISTRATION-D5	250	1,000	0	1,000	1,000	0.00 %
1011101	70907-0 CONTRACTUAL SERVICES	12,860	0	0	0	0	0.00 %
1011101	71027-0 SPECIAL INV-CITY	0	100,000	53,455	100,000	0	-100.00 %
1011101	72600-0 TRANSPORTATION	0	2,250	0	2,250	2,250	0.00 %
1011101	72700-0 SUPPLIES & MATERIALS	0	750	745	750	750	0.00 %
TOTAL NON-PERSONNEL COSTS		185,913	306,971	188,143	306,971	231,750	-24.50 %
TOTAL FUND 101		343,117	465,791	261,124	465,791	393,755	-15.47 %
2251101	77060-0 RESERVE-CAPITAL	0	129,919	0	129,919	0	-100.00 %
TOTAL NON-PERSONNEL COSTS		0	129,919	0	129,919	0	-100.00 %
TOTAL FUND 225		0	129,919	0	129,919	0	-100.00 %
4011101	89000-0 CAPITAL OUTLAY	1,888	27,876	0	27,876	0	-100.00 %
TOTAL NON-PERSONNEL COSTS		1,888	27,876	0	27,876	0	-100.00 %
TOTAL FUND 401		1,888	27,876	0	27,876	0	-100.00 %
6501101	53000-0 AUDITING FEES	0	34,800	0	34,800	0	-100.00 %
6501101	89000-0 CAPITAL OUTLAY	0	12,500	12,500	12,500	0	-100.00 %

**LAFAYETTE CONSOLIDATED GOVERNMENT
2023 - 2024 ADOPTED BUDGET
ANNUAL BUDGET BY DEPARTMENT**

EO-LEGISLATIVE/JUDICIAL/OTHER

<u>CODE</u>	<u>EXPENDITURE</u>	<u>ACTUAL FY 21-22</u>	<u>CUR BUDGET FY 22-23</u>	<u>ACTUAL AT 4/30/2023</u>	<u>PROJECTED FY 22-23</u>	<u>ADOPTED FY 23-24</u>	<u>ADOPTED VS CURRENT</u>
TOTAL NON-PERSONNEL COSTS		0	47,300	12,500	47,300	0	-100.00 %
TOTAL FUND 650		0	47,300	12,500	47,300	0	-100.00 %
1102 EO-COUNCIL OFFICE-PARISH		194,348	1,051,144	115,675	1,051,144	268,726	-74.43 %
1051102	50000-0 PERSONNEL SALARIES	153,309	154,208	70,581	154,208	157,915	2.40 %
1051102	50415-0 GROUP LIFE INSURANCE	579	828	267	828	850	2.66 %
1051102	50430-0 WORKERS COMP INSURANCE	820	832	832	832	855	2.76 %
1051102	50500-0 RETIREMENT/MEDICARE TAX	6,037	6,076	2,784	6,076	6,206	2.14 %
TOTAL PERSONNEL COSTS		160,745	161,944	74,464	161,944	165,826	2.40 %
1051102	50800-0 UNIFORMS	100	500	0	500	500	0.00 %
1051102	53030-0 AUDITING FEES-GENERAL FUND	0	14,400	13,058	14,400	14,400	0.00 %
1051102	70000-0 DUES & LICENSES	0	0	0	0	5,000	100.00 %
1051102	70200-0 POSTAGE/SHIPPING CHARGES	22	1,000	119	1,000	1,000	0.00 %
1051102	70300-0 PRINTING & BINDING	2,851	8,425	2,008	8,425	8,425	0.00 %
1051102	70300-1 PRINT & BIND-DISTRICT 1	0	450	0	450	450	0.00 %
1051102	70300-2 PRINT & BIND-DISTRICT 2	0	450	0	450	450	0.00 %
1051102	70300-3 PRINT & BIND-DISTRICT 3	0	450	0	450	450	0.00 %
1051102	70300-4 PRINT & BIND-DISTRICT 4	0	450	0	450	450	0.00 %
1051102	70300-5 PRINT & BIND-DISTRICT 5	0	50	0	50	450	800.00 %
1051102	70400-0 PUBLICATION & RECORDATION	19,293	38,825	7,100	38,825	38,825	0.00 %
1051102	70500-0 TELECOMMUNICATIONS	792	6,000	600	6,000	6,000	0.00 %
1051102	70700-1 TOURISM-DISTRICT 1	0	900	0	900	900	0.00 %
1051102	70700-2 TOURISM-DISTRICT 2	0	0	0	0	900	100.00 %
1051102	70700-3 TOURISM-DISTRICT 3	0	0	0	0	900	100.00 %
1051102	70700-4 TOURISM-DISTRICT 4	0	900	0	900	900	0.00 %
1051102	70700-5 TOURISM-DISTRICT 5	0	0	0	50	900	100.00 %
1051102	70800-1 TRAVEL & MEET-DISTRICT 1	0	0	0	0	2,600	100.00 %
1051102	70800-2 TRAVEL & MEET-DISTRICT 2	0	0	0	0	2,600	100.00 %
1051102	70800-3 TRAVEL & MEET-DISTRICT 3	0	0	0	0	2,600	100.00 %
1051102	70800-4 TRAVEL & MEET-DISTRICT 4	0	0	0	0	2,600	100.00 %
1051102	70800-5 TRAVEL & MEET-DISTRICT 5	2,280	5,335	3,756	5,335	2,600	-51.27 %
1051102	70816-1 TRAVEL & MEET-REGISTRATION-D1	0	0	0	0	1,000	100.00 %
1051102	70816-2 TRAVEL & MEET-REGISTRATION-D2	0	0	0	0	1,000	100.00 %
1051102	70816-3 TRAVEL & MEET-REGISTRATION-D3	0	0	0	0	1,000	100.00 %
1051102	70816-4 TRAVEL & MEET-REGISTRATION-D4	0	0	0	0	1,000	100.00 %
1051102	70816-5 TRAVEL & MEET-REGISTRATION-D5	805	1,365	1,325	1,315	1,000	-26.74 %
1051102	70907-0 CONTRACTUAL SERVICES	7,460	0	0	0	0	0.00 %
1051102	72600-0 TRANSPORTATION	0	2,500	0	2,500	2,500	0.00 %
1051102	72700-0 SUPPLIES & MATERIALS	0	1,500	745	1,500	1,500	0.00 %
TOTAL NON-PERSONNEL COSTS		33,603	83,500	28,711	83,500	102,900	23.23 %
TOTAL FUND 105		194,348	245,444	103,175	245,444	268,726	9.49 %
6511102	53000-0 AUDITING FEES	0	43,200	0	43,200	0	-100.00 %
6511102	77026-0 RESERVE-ARPA LOSS REVENUE	0	500,000	0	500,000	0	-100.00 %
6511102	77250-0 RESERVE-FUTURE PROJECTS	0	250,000	0	250,000	0	-100.00 %
6511102	89000-0 CAPITAL OUTLAY	0	12,500	12,500	12,500	0	-100.00 %
TOTAL NON-PERSONNEL COSTS		0	805,700	12,500	805,700	0	-100.00 %
TOTAL FUND 651		0	805,700	12,500	805,700	0	-100.00 %
EO-JUSTICE OF PEACE/CONSTABLES		179,073	228,603	99,785	228,603	233,464	2.13 %

**LAFAYETTE CONSOLIDATED GOVERNMENT
2023 - 2024 ADOPTED BUDGET
ANNUAL BUDGET BY DEPARTMENT**

EO-LEGISLATIVE/JUDICIAL/OTHER

CODE	EXPENDITURE	ACTUAL	CUR BUDGET	ACTUAL AT	PROJECTED	ADOPTED	ADOPTED VS
		FY 21-22	FY 22-23	4/30/2023	FY 22-23	FY 23-24	CURRENT
1117 EO-JUSTICE OF PEACE/CONSTABLES		179,073	228,603	99,785	228,603	233,464	2.13 %
1051117	50000-0 PERSONNEL SALARIES	164,166	198,846	90,693	198,846	203,346	2.26 %
1051117	50500-0 RETIREMENT/MEDICARE TAX	12,575	17,149	6,866	17,149	17,510	2.11 %
TOTAL PERSONNEL COSTS		176,741	215,995	97,559	215,995	220,856	2.25 %
1051117	50600-0 TRAINING OF PERSONNEL	2,332	12,000	2,226	12,000	12,000	0.00 %
1051117	72700-0 SUPPLIES & MATERIALS	0	608	0	608	608	0.00 %
TOTAL NON-PERSONNEL COSTS		2,332	12,608	2,226	12,608	12,608	0.00 %
TOTAL FUND 105		179,073	228,603	99,785	228,603	233,464	2.13 %
EO-CITY COURT		2,572,467	3,294,697	1,550,447	3,294,697	4,642,245	40.90 %
1130 EO-CITY COURT		2,572,467	3,242,397	1,531,102	3,242,397	4,589,945	41.56 %
1011130	50000-0 PERSONNEL SALARIES	1,470,263	1,608,942	693,207	1,608,942	1,621,057	0.75 %
1011130	50100-0 TEMPORARY EMPLOYEES	34	20,000	3,774	20,000	20,000	0.00 %
1011130	50200-0 OVERTIME	2,086	5,304	907	5,304	5,304	0.00 %
1011130	50400-0 GROUP HEALTH INSURANCE	305,634	314,851	314,851	314,851	285,508	-9.32 %
1011130	50415-0 GROUP LIFE INSURANCE	5,879	8,878	2,695	8,878	9,399	5.87 %
1011130	50430-0 WORKERS COMP INSURANCE	8,710	8,687	8,687	8,687	9,187	5.76 %
1011130	50500-0 RETIREMENT/MEDICARE TAX	312,357	368,270	153,451	368,270	348,488	-5.37 %
1011130	50900-0 ACCRUED SICK/ANNUAL LEAVE	2,320	13,035	0	13,035	35,149	169.65 %
TOTAL PERSONNEL COSTS		2,107,283	2,347,967	1,177,572	2,347,967	2,334,092	-0.59 %
1011130	50800-0 UNIFORMS	0	5,000	748	5,000	40,000	700.00 %
1011130	50925-0 VEHICLE SUBSIDY LEASES	0	6,000	2,500	6,000	6,000	0.00 %
1011130	52000-0 LEGAL FEES	0	10,000	240	10,000	10,000	0.00 %
1011130	53000-0 AUDITING FEES	0	46,000	13,800	46,000	46,000	0.00 %
1011130	54010-0 ACADIANA CRIME LAB	250,000	250,000	104,167	250,000	250,000	0.00 %
1011130	54070-0 SECURITY	0	12,200	2,849	12,200	12,200	0.00 %
1011130	60000-0 BUILDING MAINTENANCE	4,273	17,400	7,223	17,400	17,400	0.00 %
1011130	63000-0 EQUIPMENT MAINTENANCE	172	34,650	13,854	34,650	34,650	0.00 %
1011130	65000-0 GROUNDS MAINTENANCE	7,466	10,120	3,131	10,120	10,120	0.00 %
1011130	66000-0 JANITORIAL SUPPLIES & SERVICES	11,123	27,600	9,148	27,600	27,600	0.00 %
1011130	67000-0 UTILITIES	61,996	57,200	25,286	57,200	57,200	0.00 %
1011130	70000-0 DUES & LICENSES	0	61,750	48,932	61,750	6,050	-90.20 %
1011130	70123-614 OTHER INSURANCE PREMIUMS-RM	20,685	21,181	5,940	21,181	52,312	146.98 %
1011130	70200-0 POSTAGE/SHIPPING CHARGES	11,100	16,660	13,295	16,660	16,660	0.00 %
1011130	70300-0 PRINTING & BINDING	491	15,000	1,605	15,000	15,000	0.00 %
1011130	70500-0 TELECOMMUNICATIONS	3,535	4,500	1,853	4,500	4,500	0.00 %
1011130	70550-0 TELECOMM-VIDEO ARRAIGNMENTS	3,444	3,100	1,722	3,100	3,100	0.00 %
1011130	70800-0 TRAVEL & MEETINGS	0	9,000	49	9,000	9,000	0.00 %
1011130	70900-0 BANK SERVICE CHARGES	0	500	0	500	500	0.00 %
1011130	70902-0 DUPLICATING EQUIPMENT EXPENSES	982	19,000	13,557	19,000	19,000	0.00 %
1011130	70907-0 CONTRACTUAL SERVICES	529	15,040	9,042	15,040	15,040	0.00 %
1011130	71011-0 CONTR SERV-JUDGES	0	20,000	8,542	20,000	20,000	0.00 %
1011130	71022-0 CONTR SERV-SAAS COSTS	0	0	0	0	55,700	100.00 %
1011130	71023-0 INTERPRETER SERVICES	0	22,000	5,025	22,000	22,000	0.00 %
1011130	72600-0 TRANSPORTATION	280	2,499	402	2,499	2,499	0.00 %
1011130	72700-0 SUPPLIES & MATERIALS	8,834	47,300	20,950	47,300	47,300	0.00 %
1011130	78000-0 UNINSURED LOSSES	4,493	976	0	976	120	-87.70 %
1011130	80713-0 WITNESS FEES	0	3,500	725	3,500	3,500	0.00 %
TOTAL NON-PERSONNEL COSTS		389,403	738,176	314,585	738,176	803,451	8.84 %

**LAFAYETTE CONSOLIDATED GOVERNMENT
2023 - 2024 ADOPTED BUDGET
ANNUAL BUDGET BY DEPARTMENT**

EO-LEGISLATIVE/JUDICIAL/OTHER

<u>CODE</u>	<u>EXPENDITURE</u>	<u>ACTUAL FY 21-22</u>	<u>CUR BUDGET FY 22-23</u>	<u>ACTUAL AT 4/30/2023</u>	<u>PROJECTED FY 22-23</u>	<u>ADOPTED FY 23-24</u>	<u>ADOPTED VS CURRENT</u>
TOTAL FUND 101		2,496,686	3,086,143	1,492,157	3,086,143	3,137,543	1.67 %
1051130 76177-0	EXT APP-CITY COURT JUDGES	75,155	76,402	31,834	76,402	75,402	-1.31 %
TOTAL NON-PERSONNEL COSTS		75,155	76,402	31,834	76,402	75,402	-1.31 %
TOTAL FUND 105		75,155	76,402	31,834	76,402	75,402	-1.31 %
4011130 89000-0	CAPITAL OUTLAY	626	79,852	7,111	79,852	1,377,000	1,624.44 %
TOTAL NON-PERSONNEL COSTS		626	79,852	7,111	79,852	1,377,000	1,624.44 %
TOTAL FUND 401		626	79,852	7,111	79,852	1,377,000	1,624.44 %
1132 EO-CITY COURT - A		0	26,150	9,723	26,150	26,150	0.00 %
1011132 50925-0	VEHICLE SUBSIDY LEASES	0	6,000	1,500	6,000	6,000	0.00 %
1011132 54070-0	SECURITY	0	650	0	650	650	0.00 %
1011132 70000-0	DUES & LICENSES	0	2,000	900	2,000	2,000	0.00 %
1011132 70100-0	INSURANCE PREMIUMS	0	4,000	0	4,000	4,000	0.00 %
1011132 70200-0	POSTAGE/SHIPPING CHARGES	0	200	0	200	200	0.00 %
1011132 70500-0	TELECOMMUNICATIONS	0	1,800	0	1,800	1,800	0.00 %
1011132 70800-0	TRAVEL & MEETINGS	0	9,000	4,892	9,000	9,000	0.00 %
1011132 72700-0	SUPPLIES & MATERIALS	0	2,500	2,431	2,500	2,500	0.00 %
TOTAL NON-PERSONNEL COSTS		0	26,150	9,723	26,150	26,150	0.00 %
TOTAL FUND 101		0	26,150	9,723	26,150	26,150	0.00 %
1133 EO-CITY COURT - B		0	26,150	9,622	26,150	26,150	0.00 %
1011133 50925-0	VEHICLE SUBSIDY LEASES	0	6,000	2,000	6,000	6,000	0.00 %
1011133 54070-0	SECURITY	0	650	260	650	650	0.00 %
1011133 70000-0	DUES & LICENSES	0	2,000	1,301	2,000	2,000	0.00 %
1011133 70100-0	INSURANCE PREMIUMS	0	4,000	3,630	4,000	4,000	0.00 %
1011133 70200-0	POSTAGE/SHIPPING CHARGES	0	200	0	200	200	0.00 %
1011133 70500-0	TELECOMMUNICATIONS	0	1,800	935	1,800	1,800	0.00 %
1011133 70800-0	TRAVEL & MEETINGS	0	10,000	1,216	10,000	10,000	0.00 %
1011133 72700-0	SUPPLIES & MATERIALS	0	1,500	280	1,500	1,500	0.00 %
TOTAL NON-PERSONNEL COSTS		0	26,150	9,622	26,150	26,150	0.00 %
TOTAL FUND 101		0	26,150	9,622	26,150	26,150	0.00 %
EO-CITY MARSHAL		2,114,342	2,620,679	1,257,703	2,620,679	2,898,393	10.60 %
1131 EO-CITY MARSHAL		2,114,342	2,620,679	1,257,703	2,620,679	2,898,393	10.60 %
1011131 50000-0	PERSONNEL SALARIES	1,249,967	1,392,453	626,612	1,421,453	1,538,128	10.46 %
1011131 50200-0	OVERTIME	222	20,600	2,138	20,600	20,600	0.00 %
1011131 50300-0	PROMOTION COSTS	0	0	0	0	4,224	100.00 %
1011131 50400-0	GROUP HEALTH INSURANCE	209,532	245,049	221,682	245,049	225,326	-8.05 %
1011131 50415-0	GROUP LIFE INSURANCE	5,639	8,302	2,750	8,302	8,899	7.19 %
1011131 50430-0	WORKERS COMP INSURANCE	42,500	40,506	40,000	40,506	35,000	-13.59 %
1011131 50500-0	RETIREMENT/MEDICARE TAX	278,137	314,357	134,055	314,357	331,618	5.49 %
1011131 50900-0	ACCRUED SICK/ANNUAL LEAVE	0	10,750	0	10,750	135,921	1,164.38 %
TOTAL PERSONNEL COSTS		1,785,997	2,032,017	1,027,237	2,061,017	2,299,716	13.17 %
1011131 50600-0	TRAINING OF PERSONNEL	16,394	25,920	18,407	25,920	25,920	0.00 %
1011131 50643-0	TRAINING-CITY MARSHAL-SRO	0	3,000	0	3,000	3,000	0.00 %
1011131 70123-614	OTHER INSURANCE PREMIUMS-RM	97,943	110,995	103,138	110,995	109,606	-1.25 %
1011131 70500-0	TELECOMMUNICATIONS	606	900	311	900	900	0.00 %
1011131 72600-0	TRANSPORTATION	173,801	137,000	66,034	108,000	125,000	-8.76 %

**LAFAYETTE CONSOLIDATED GOVERNMENT
2023 - 2024 ADOPTED BUDGET
ANNUAL BUDGET BY DEPARTMENT**

EO-LEGISLATIVE/JUDICIAL/OTHER

CODE	EXPENDITURE	ACTUAL	CUR BUDGET	ACTUAL AT	PROJECTED	ADOPTED	ADOPTED
		FY 21-22	FY 22-23	4/30/2023	FY 22-23	FY 23-24	VS CURRENT
TOTAL NON-PERSONNEL COSTS		288,744	277,815	187,890	248,815	264,426	-4.82 %
TOTAL FUND 101		2,074,741	2,309,832	1,215,127	2,309,832	2,564,142	11.01 %
1051131	76179-0 EXP APP-CITY MARSHAL	39,601	45,000	18,750	45,000	46,451	3.22 %
TOTAL NON-PERSONNEL COSTS		39,601	45,000	18,750	45,000	46,451	3.22 %
TOTAL FUND 105		39,601	45,000	18,750	45,000	46,451	3.22 %
4011131	89000-0 CAPITAL OUTLAY	0	265,847	23,826	265,847	287,800	8.26 %
TOTAL NON-PERSONNEL COSTS		0	265,847	23,826	265,847	287,800	8.26 %
TOTAL FUND 401		0	265,847	23,826	265,847	287,800	8.26 %
EO-JUDICIAL-DISTRICT COURT		2,411,140	2,695,925	1,263,933	2,631,937	2,578,642	-4.35 %
1140 EO-DC-JUDGES		2,195,023	2,478,925	1,155,875	2,414,937	2,361,642	-4.73 %
1051140	50000-0 PERSONNEL SALARIES	991,552	1,018,515	464,393	1,017,819	1,044,802	2.58 %
1051140	50300-0 PROMOTION COSTS	0	114	0	901	6,247	5,379.82 %
1051140	50400-0 GROUP HEALTH INSURANCE	158,346	157,278	157,278	157,278	159,788	1.60 %
1051140	50415-0 GROUP LIFE INSURANCE	4,136	6,039	1,937	6,039	6,243	3.38 %
1051140	50500-0 RETIREMENT/MEDICARE TAX	129,623	131,899	60,151	131,808	135,299	2.58 %
TOTAL PERSONNEL COSTS		1,283,657	1,313,845	683,759	1,313,845	1,352,379	2.93 %
1051140	63000-0 EQUIPMENT MAINTENANCE	6,500	6,500	0	6,500	6,500	0.00 %
1051140	70123-0 OTHER INSURANCE PREMIUMS	3,953	11,700	6,493	11,700	11,700	0.00 %
1051140	70902-0 DUPLICATING EQUIPMENT EXPENSES	4,488	4,100	2,431	4,100	5,844	42.54 %
1051140	71006-0 CONTR SERV-JURY POOL EXPENSES	131,577	166,800	53,473	166,800	166,800	0.00 %
1051140	76010-0 EXT APP-15TH JUDICIAL DIST CRT	264,008	328,476	165,198	328,476	355,920	8.35 %
1051140	78000-0 UNINSURED LOSSES	1,091	0	0	0	0	0.00 %
1051140	80771-0 MISC EXP-PY ADJUSTMENT	(38)	0	0	0	0	0.00 %
TOTAL NON-PERSONNEL COSTS		411,579	517,576	227,595	517,576	546,764	5.64 %
TOTAL FUND 105		1,695,236	1,831,421	911,354	1,831,421	1,899,143	3.70 %
2641140	60000-0 BUILDING MAINTENANCE	995	0	0	0	0	0.00 %
2641140	63032-0 EQUIP MAINT-CRTHOUSE SECURITY	6,781	6,300	1,159	6,300	6,300	0.00 %
2641140	70500-0 TELECOMMUNICATIONS	26,702	27,000	8,928	27,000	28,975	7.31 %
2641140	89000-0 CAPITAL OUTLAY	23,473	80,000	0	80,000	0	-100.00 %
TOTAL NON-PERSONNEL COSTS		57,951	113,300	10,087	113,300	35,275	-68.87 %
TOTAL FUND 264		57,951	113,300	10,087	113,300	35,275	-68.87 %
2681140	57040-0 15TH JDC ADULT DRUG	37,294	44,310	18,905	44,310	41,321	-6.75 %
2681140	57050-0 15TH JDC JUVEN DRUG	37,294	44,310	18,905	44,310	41,321	-6.75 %
2681140	71010-0 CONTR SERV-COURT	144,644	145,000	149,710	145,000	323,296	122.96 %
2681140	71011-0 CONTR SERV-JUDGES	203,392	277,758	37,175	213,770	0	-100.00 %
2681140	76740-0 EXT APP-CLERK OF COURT	19,212	22,826	9,739	22,826	21,286	-6.75 %
TOTAL NON-PERSONNEL COSTS		441,836	534,204	234,434	470,216	427,224	-20.03 %
TOTAL FUND 268		441,836	534,204	234,434	470,216	427,224	-20.03 %
1143 EO-DC-JUDGES-COURTHOUSE SECURITY		216,117	217,000	108,058	217,000	217,000	0.00 %
2641143	54030-0 COURTHOUSE SECURITY-SHERIFF	216,117	217,000	108,058	217,000	217,000	0.00 %
TOTAL NON-PERSONNEL COSTS		216,117	217,000	108,058	217,000	217,000	0.00 %
TOTAL FUND 264		216,117	217,000	108,058	217,000	217,000	0.00 %

**LAFAYETTE CONSOLIDATED GOVERNMENT
2023 - 2024 ADOPTED BUDGET
ANNUAL BUDGET BY DEPARTMENT**

EO-LEGISLATIVE/JUDICIAL/OTHER

<u>CODE</u>	<u>EXPENDITURE</u>	<u>ACTUAL FY 21-22</u>	<u>CUR BUDGET FY 22-23</u>	<u>ACTUAL AT 4/30/2023</u>	<u>PROJECTED FY 22-23</u>	<u>ADOPTED FY 23-24</u>	<u>ADOPTED VS CURRENT</u>
EO-JUDICIAL-DISTRICT ATTORNEY		3,658,761	3,848,424	1,802,076	3,784,436	3,795,564	-1.37 %
1138 EO-DISTRICT ATTORNEY		2,965,916	3,121,613	1,472,840	3,057,625	3,014,450	-3.43 %
1051138	50400-0 GROUP HEALTH INSURANCE	617,217	548,180	281,337	548,180	454,835	-17.03 %
1051138	50410-0 GROUP HEALTH INS-RETIRES	18,381	17,438	8,718	17,438	23,251	33.34 %
TOTAL PERSONNEL COSTS		635,598	565,618	290,055	565,618	478,086	-15.48 %
1051138	70123-614 OTHER INSURANCE PREMIUMS-RM	1,511	17,340	0	17,340	5,308	-69.39 %
1051138	76198-0 EXT APP-DA MANDATED EXPENSE	2,090,514	2,255,898	1,120,702	2,255,898	2,347,762	4.07 %
TOTAL NON-PERSONNEL COSTS		2,092,025	2,273,238	1,120,702	2,273,238	2,353,070	3.51 %
TOTAL FUND 105		2,727,623	2,838,856	1,410,757	2,838,856	2,831,156	-0.27 %
2681138	70907-0 CONTRACTUAL SERVICES	238,293	282,757	62,083	218,769	183,294	-35.18 %
TOTAL NON-PERSONNEL COSTS		238,293	282,757	62,083	218,769	183,294	-35.18 %
TOTAL FUND 268		238,293	282,757	62,083	218,769	183,294	-35.18 %
1139 EO-DA-CRIMINAL NON-SUPPORT		692,845	726,811	329,236	726,811	781,114	7.47 %
2551139	50000-0 PERSONNEL SALARIES	510,069	530,437	235,710	530,437	530,438	0.00 %
2551139	50400-0 GROUP HEALTH INSURANCE	119,271	128,454	64,085	128,454	132,018	2.77 %
2551139	50415-0 GROUP LIFE INSURANCE	1,869	2,999	997	2,999	2,999	0.00 %
2551139	50500-0 RETIREMENT/MEDICARE TAX	61,636	64,921	28,444	64,921	68,816	6.00 %
2551139	50900-0 ACCRUED SICK/ANNUAL LEAVE	0	0	0	0	46,843	100.00 %
TOTAL PERSONNEL COSTS		692,845	726,811	329,236	726,811	781,114	7.47 %
TOTAL FUND 255		692,845	726,811	329,236	726,811	781,114	7.47 %
EO-REGISTRAR OF VOTERS		202,566	388,372	90,352	388,372	313,210	-19.35 %
1151 EO-REGISTRAR OF VOTERS		202,566	388,372	90,352	388,372	313,210	-19.35 %
1051151	50000-0 PERSONNEL SALARIES	128,312	138,418	51,845	138,418	136,801	-1.17 %
1051151	50100-0 TEMPORARY EMPLOYEES	1,568	8,320	1,798	8,320	8,320	0.00 %
1051151	50200-0 OVERTIME	14	7,684	304	7,684	7,684	0.00 %
1051151	50300-0 PROMOTION COSTS	0	714	0	714	1,670	133.89 %
1051151	50500-0 RETIREMENT/MEDICARE TAX	25,119	26,985	10,150	26,985	25,322	-6.16 %
1051151	50900-0 ACCRUED SICK/ANNUAL LEAVE	4,234	3,006	0	3,006	0	-100.00 %
TOTAL PERSONNEL COSTS		159,247	185,127	64,097	185,127	179,797	-2.88 %
1051151	50600-0 TRAINING OF PERSONNEL	4,361	5,351	4,105	5,351	5,351	0.00 %
1051151	50925-0 VEHICLE SUBSIDY LEASES	5,360	5,400	2,444	5,400	5,400	0.00 %
1051151	63000-0 EQUIPMENT MAINTENANCE	0	1,590	1,469	1,590	1,590	0.00 %
1051151	70123-0 OTHER INSURANCE PREMIUMS	100	100	0	100	100	0.00 %
1051151	70200-0 POSTAGE/SHIPPING CHARGES	9,612	25,194	7,799	25,194	25,194	0.00 %
1051151	70300-0 PRINTING & BINDING	1,426	2,558	734	2,558	2,558	0.00 %
1051151	70500-0 TELECOMMUNICATIONS	7,648	7,404	3,667	7,404	7,404	0.00 %
1051151	70907-0 CONTRACTUAL SERVICES	1,101	3,884	2,628	3,884	3,884	0.00 %
1051151	72600-0 TRANSPORTATION	0	138	0	138	138	0.00 %
1051151	72700-0 SUPPLIES & MATERIALS	3,367	5,774	1,343	5,774	5,774	0.00 %
1051151	80711-1 MLK EARLY VOTING EXPENSE-D1	4,228	25,340	1,033	25,340	25,340	0.00 %
1051151	80712-0 EAST LIBRARY EARLY VOTING EXP	4,228	25,340	1,033	25,340	25,340	0.00 %
1051151	80714-0 COMEAUX CTR ERLY VOTING EX	0	25,340	0	25,340	25,340	0.00 %
1051151	89000-0 CAPITAL OUTLAY	1,888	69,832	0	69,832	0	-100.00 %
TOTAL NON-PERSONNEL COSTS		43,319	203,245	26,255	203,245	133,413	-34.36 %
TOTAL FUND 105		202,566	388,372	90,352	388,372	313,210	-19.35 %

**LAFAYETTE CONSOLIDATED GOVERNMENT
2023 - 2024 ADOPTED BUDGET
ANNUAL BUDGET BY DEPARTMENT**

EO-LEGISLATIVE/JUDICIAL/OTHER

CODE	EXPENDITURE	ACTUAL	CUR BUDGET	ACTUAL AT	PROJECTED	ADOPTED	ADOPTED VS	
		FY 21-22	FY 22-23	4/30/2023	FY 22-23	FY 23-24	CURRENT	
EO-SF-ADULT CORRECTIONAL CTR		5,679,980	8,278,110	2,788,654	8,287,324	6,907,456	-16.56 %	
1171 EO-SF-ADULT CORRECTION CTR-OPS		5,679,980	8,278,110	2,788,654	8,287,324	6,907,456	-16.56 %	
2621171	54000-0	JAILER SERVICES	876,805	1,280,000	378,555	1,290,000	1,000,000	-21.88 %
2621171	54002-0	JAILER SERV-HOSPITAL SECURITY	338,367	450,000	56,154	450,000	450,000	0.00 %
2621171	60000-0	BUILDING MAINTENANCE	334,782	350,000	184,741	350,000	350,000	0.00 %
2621171	63000-0	EQUIPMENT MAINTENANCE	43,527	50,000	23,870	50,000	50,000	0.00 %
2621171	66000-0	JANITORIAL SUPPLIES & SERVICES	99,251	95,000	45,853	95,000	95,000	0.00 %
2621171	70106-0	INS PREM-DOCTOR'S PROF LIAB	7,328	0	0	0	0	0.00 %
2621171	70123-614	OTHER INSURANCE PREMIUMS-RM	140,824	33,373	0	33,373	283,445	749.32 %
2621171	70200-0	POSTAGE/SHIPPING CHARGES	0	300	0	300	300	0.00 %
2621171	70400-0	PUBLICATION & RECORDATION	840	300	0	300	300	0.00 %
2621171	70500-0	TELECOMMUNICATIONS	640	700	438	700	1,500	114.29 %
2621171	70907-0	CONTRACTUAL SERVICES	1,301,159	200,000	18,625	200,000	200,000	0.00 %
2621171	71022-0	CONTR SERV-SAAS COSTS	0	0	0	0	216,320	100.00 %
2621171	71025-0	CONTR SERV-INMATE MEDICAL	1,239,600	3,028,192	1,486,056	3,028,192	3,331,011	10.00 %
2621171	72410-0	HYGIENE MAT-CLOTHES/BEDDING	73,842	95,000	81,144	85,000	125,000	31.58 %
2621171	72420-0	MEDICAL SUPPLIES & MATERIALS	22,888	0	0	0	0	0.00 %
2621171	72430-0	INMATE PRESCRIPTIONS	178,916	0	0	0	0	0.00 %
2621171	72600-0	TRANSPORTATION	226	1,500	147	1,500	1,500	0.00 %
2621171	72700-0	SUPPLIES & MATERIALS	38,806	46,000	17,280	46,000	46,000	0.00 %
2621171	72760-0	SUP & MAT-KITCHEN	35,719	36,000	19,712	36,000	36,000	0.00 %
2621171	78000-0	UNINSURED LOSSES	1,216	0	0	0	0	0.00 %
2621171	80420-0	TAX DEDUCTIONS-RETIREMENT	175,879	181,867	191,081	191,081	202,402	11.29 %
2621171	89000-0	CAPITAL OUTLAY	769,365	2,429,878	284,998	2,429,878	518,678	-78.65 %
TOTAL NON-PERSONNEL COSTS		5,679,980	8,278,110	2,788,654	8,287,324	6,907,456	-16.56 %	
TOTAL FUND 262		5,679,980	8,278,110	2,788,654	8,287,324	6,907,456	-16.56 %	
EO-OTH-CORONER OFFICE		1,292,579	1,389,604	592,912	1,389,604	1,442,034	3.77 %	
1160 EO-CORONER OFFICE		1,292,579	1,389,604	592,912	1,389,604	1,442,034	3.77 %	
2701160	50000-0	PERSONNEL SALARIES	199,105	248,626	113,104	248,626	253,602	2.00 %
2701160	50100-0	TEMPORARY EMPLOYEES	15,046	14,829	5,492	17,829	17,829	20.23 %
2701160	50400-0	GROUP HEALTH INSURANCE	33,915	46,614	46,614	46,614	49,446	6.08 %
2701160	50415-0	GROUP LIFE INSURANCE	837	1,486	465	1,486	1,514	1.88 %
2701160	50500-0	RETIREMENT/MEDICARE TAX	25,360	30,625	14,182	30,625	31,121	1.62 %
TOTAL PERSONNEL COSTS		274,263	342,180	179,857	345,180	353,512	3.31 %	
2701160	50600-0	TRAINING OF PERSONNEL	0	2,000	0	2,000	2,000	0.00 %
2701160	50800-0	UNIFORMS	306	875	630	875	875	0.00 %
2701160	50925-0	VEHICLE SUBSIDY LEASES	4,517	4,500	2,060	4,500	4,500	0.00 %
2701160	51000-0	ADMINISTRATIVE COST	41,479	41,479	0	41,479	41,479	0.00 %
2701160	52000-0	LEGAL FEES	2,313	2,000	338	2,000	2,000	0.00 %
2701160	56010-0	CREMATION FEES	50,950	91,425	21,650	91,425	91,425	0.00 %
2701160	57100-0	CEC LAFAYETTE PARISH	282,750	220,100	83,350	220,100	220,100	0.00 %
2701160	57110-0	CEC OTHER PARISHES	223,900	225,000	96,500	225,000	239,760	6.56 %
2701160	60000-0	BUILDING MAINTENANCE	1,120	425	194	425	425	0.00 %
2701160	63000-0	EQUIPMENT MAINTENANCE	7,540	3,715	2,187	3,715	3,715	0.00 %
2701160	65000-0	GROUPS MAINTENANCE	2,717	2,800	600	4,800	4,800	71.43 %
2701160	66000-0	JANITORIAL SUPPLIES & SERVICES	3,528	4,316	2,076	4,316	4,316	0.00 %
2701160	67000-0	UTILITIES	7,938	8,000	3,265	8,000	8,000	0.00 %
2701160	70000-0	DUES & LICENSES	350	360	350	360	360	0.00 %
2701160	70123-0	OTHER INSURANCE PREMIUMS	21,747	28,463	28,463	25,640	25,640	-9.92 %
2701160	70123-614	OTHER INSURANCE PREMIUMS-RM	2,354	2,562	0	2,562	6,622	158.47 %

**LAFAYETTE CONSOLIDATED GOVERNMENT
2023 - 2024 ADOPTED BUDGET
ANNUAL BUDGET BY DEPARTMENT**

EO-LEGISLATIVE/JUDICIAL/OTHER

<u>CODE</u>	<u>EXPENDITURE</u>	<u>ACTUAL FY 21-22</u>	<u>CUR BUDGET FY 22-23</u>	<u>ACTUAL AT 4/30/2023</u>	<u>PROJECTED FY 22-23</u>	<u>ADOPTED FY 23-24</u>	<u>ADOPTED VS CURRENT</u>
2701160	70200-0	596	694	649	694	850	22.48 %
2701160	70300-0	692	936	742	936	1,050	12.18 %
2701160	70500-0	11,221	12,901	5,232	15,901	15,901	23.25 %
2701160	70800-0	0	2,000	0	2,000	2,000	0.00 %
2701160	70907-0	15,070	18,820	8,262	18,820	18,820	0.00 %
2701160	70934-0	84,297	129,588	40,668	129,588	167,758	29.45 %
2701160	70935-0	73,386	126,505	47,386	126,505	126,505	0.00 %
2701160	70986-0	18,100	21,659	6,450	21,659	28,059	29.55 %
2701160	72420-0	11,246	14,626	10,800	14,626	14,626	0.00 %
2701160	72600-0	7,499	17,878	14,123	12,701	12,701	-28.96 %
2701160	72700-0	2,062	1,322	1,217	1,322	2,322	75.64 %
2701160	76720-0	33,600	41,913	12,600	41,913	41,913	0.00 %
2701160	89000-0	5,000	22,600	22,029	22,600	0	-100.00 %
TOTAL NON-PERSONNEL COSTS		916,278	1,049,462	411,821	1,046,462	1,088,522	3.72 %
TOTAL FUND 270		1,190,541	1,391,642	591,678	1,391,642	1,442,034	3.62 %
6511160	89000-0	102,038	(2,038)	1,234	(2,038)	0	-100.00 %
TOTAL NON-PERSONNEL COSTS		102,038	(2,038)	1,234	(2,038)	0	-100.00 %
TOTAL FUND 651		102,038	(2,038)	1,234	(2,038)	0	-100.00 %
TOTAL EO-LEGISLATIVE/JUDICIAL/OTHER		19,555,277	31,059,462	10,337,817	30,940,700	29,925,591	-3.65 %



ELECTED OFFICIALS-EXECUTIVE

Mayor-President is the CEO of City-Parish Government and has general executive and administrative authority over all departments, offices, and agencies of Lafayette Consolidated Government. Mayor-President Josh Guillory was elected at-large and will serve one four-year term before the next election in 2023. Guillory’s vision for government is one that is transparent and focuses on core issues such as drainage, fostering a safe community, growing and diversifying the economy, and improving the overall quality of life for the people that Lafayette Consolidated Government serves.

- During his campaign, drainage was a top priority for Guillory, and this priority has continued since taking office. More than \$100 million in funding was allocated for drainage since 2020, the most in the history of Lafayette Parish. A multi-faceted approach to drainage has been instituted that includes community outreach, maintenance, and development. Public outreach assists in determining key areas of interest within the Parish.
- Public Safety continues to be a vital part of Mayor-President Guillory’s administration. This focus ensures that the police and fire departments continue to be well-supplied and funded to respond to the needs of Lafayette Parish citizens. Additional positions have been added to the departments. Police officers were also outfitted with new equipment to provide enhanced safety for both officers and citizens. The fire department took steps to ensure future sustainability by completing construction on the new fire station #3 and plans are currently being designed for the new fire station #6 off of Camellia Boulevard.
- After steps taken in 2020 by Guillory to curb the effects of the COVID-19 public health emergency on our local economy, the years following experienced a continued economic boom. Both the City and Parish saw record tax revenue since then. Those revenues, combined with millions of dollars of federal funding allocations, have further strengthened the City and Parish’s financial standing and maintained an adequate balance of general funds. The restructuring of bonds further boosted finances by ensuring more than \$20 million in savings over the next ten years.
- Guillory has also made significant investments in quality of life initiatives. 2023 saw the ground breaking for a mega-baseball/softball complex at Brown Park and a mega-soccer complex at Moore Park. Other initiatives were also introduced including a comprehensive bike path plan, enclosing of the MLK pool, streetscape projects, and more.

Chief Administrative Officer supervises the directors and the operations of all departments, offices, and agencies of Lafayette Consolidated Government with the exception of the Legal Department. The CAO also directly supervises Animal Control, Emergency Operations and Security, Juvenile Detention, Lafayette International Center, Human Resources, and the 311 City-Parish communication service.

Performance Measures:

CAO-311 City-Parish Communication Service:

Goal: Increased information sharing with the public and increased citizen participation. This was accomplished by promoting Lafayette Consolidated Government’s 311 service via social media, public service announcements, media outlets, and road signs.

Animal Shelter & Care Center:

PERFORMANCE MEASURE	BENCHMARK	FY 2021-22 ACTUAL	FY 2022-23 PROJECTED	FY 2023-24 FORECAST/ GOAL
Live Release Rate	>90%	92.24%	92.00%	94.00%
Number of Animal Related Service Calls	>4,750	5,641	5,873	6,114
Number of Animals Sheltered (intake)	<5,000	4,934	5,501	6,134
Average length of stay (days) per animal	<10	13	15	14
Average cost per animal per day	<\$50	\$39.83	\$38	\$38.91



**LAFAYETTE CONSOLIDATED GOVERNMENT
2023 - 2024 ADOPTED BUDGET
ANNUAL BUDGET BY DEPARTMENT**

EO-EXECUTIVE RECAP

	Actual FY 21/22	Cur Budget FY 22/23	Actual At 4/30/23	Projected FY 22/23	Adopted FY 23/24	Adopted vs. Current
Expenditures by Type						
PERSONNEL SALARIES	4,026,226	4,729,481	1,949,524	4,736,402	4,893,144	3.46 %
EMPLOYEE BENEFITS	740,160	868,244	760,105	868,244	770,360	-11.27 %
RETIREMENT SYSTEM	779,569	820,493	368,638	820,493	812,687	-0.95 %
RETIREE HEALTH INS	16,931	17,438	17,438	17,438	17,438	0.00 %
ACCRUED SICK/ANNUAL	66,880	30,614	-	30,614	-	-100.00 %
PURCHASED SERVICES	1,439,870	2,436,128	723,357	2,486,826	2,002,730	-17.79 %
MATERIALS & SUPPLIES	507,314	546,641	226,551	518,390	537,636	-1.65 %
EXTERNAL APPROPRIATIONS	3,110	134,792	-	134,792	139,792	3.71 %
UNINSURED LOSSES	241,529	62,495	-	62,495	176,846	182.98 %
MISCELLANEOUS EXPENSE	99,482	118,866	108,081	124,081	130,481	9.77 %
CAPITAL OUTLAY	326,869	3,368,735	82,447	3,315,770	98,700	-97.07 %
RESERVE-OPERATING	-	56	-	56	-	-100.00 %
Total Expenditures	8,247,940	13,133,983	4,236,141	13,115,601	9,579,814	-27.06 %

**LAFAYETTE CONSOLIDATED GOVERNMENT
2023 - 2024 ADOPTED BUDGET
ANNUAL BUDGET BY DEPARTMENT**

EO-EXECUTIVE

CODE	EXPENDITURE	ACTUAL	CUR BUDGET	ACTUAL AT	PROJECTED	ADOPTED	ADOPTED
		FY 21-22	FY 22-23	4/30/2023	FY 22-23	FY 23-24	VS CURRENT
EO-MAYOR-PRESIDENT'S OFFICE		1,045,307	1,429,591	514,616	1,429,591	1,321,227	-7.58 %
1200 EO-MAYOR-PRESIDENT'S OFFICE		985,038	1,091,573	483,023	1,091,573	1,286,335	17.84 %
1011200	50000-0 PERSONNEL SALARIES	583,181	715,169	287,278	715,169	774,441	8.29 %
1011200	50100-0 TEMPORARY EMPLOYEES	53,538	3,000	2,515	3,000	46,500	1,450.00 %
1011200	50400-0 GROUP HEALTH INSURANCE	67,887	93,287	93,287	93,287	82,410	-11.66 %
1011200	50415-0 GROUP LIFE INSURANCE	2,140	3,626	1,044	3,626	3,286	-9.38 %
1011200	50430-0 WORKERS COMP INSURANCE	3,282	3,982	3,986	3,982	4,180	4.97 %
1011200	50500-0 RETIREMENT/MEDICARE TAX	150,301	156,970	67,809	156,970	179,645	14.45 %
1011200	50900-0 ACCRUED SICK/ANNUAL LEAVE	0	11,436	0	11,436	0	-100.00 %
TOTAL PERSONNEL COSTS		860,329	987,470	455,919	987,470	1,090,462	10.43 %
1011200	50600-0 TRAINING OF PERSONNEL	2,000	2,334	2,200	2,334	2,200	-5.74 %
1011200	50920-0 EXPENSE ALLOWANCE	3,600	3,600	2,100	3,600	3,600	0.00 %
1011200	50925-0 VEHICLE SUBSIDY LEASES	12,046	18,500	5,492	18,500	18,500	0.00 %
1011200	70000-0 DUES & LICENSES	972	2,000	1,694	2,000	2,000	0.00 %
1011200	70200-0 POSTAGE/SHIPPING CHARGES	359	900	303	900	900	0.00 %
1011200	70300-0 PRINTING & BINDING	703	1,600	330	1,600	1,500	-6.25 %
1011200	70400-0 PUBLICATION & RECORDATION	105	1,000	310	1,000	1,000	0.00 %
1011200	70500-0 TELECOMMUNICATIONS	8,084	15,200	3,907	15,200	14,000	-7.89 %
1011200	70700-0 TOURISM	125	4,742	50	4,742	4,000	-15.65 %
1011200	70800-0 TRAVEL & MEETINGS	15,191	25,000	6,007	25,000	25,000	0.00 %
1011200	70902-0 DUPLICATING EQUIPMENT EXPENSES	2,073	2,600	812	2,600	2,500	-3.85 %
1011200	70907-0 CONTRACTUAL SERVICES	400	3,000	0	3,000	2,500	-16.67 %
1011200	72600-0 TRANSPORTATION	5,970	5,300	1,480	5,300	5,000	-5.66 %
1011200	72700-0 SUPPLIES & MATERIALS	5,509	6,100	2,419	6,100	6,000	-1.64 %
1011200	76690-0 EXT APP-NEEDS OF WOMEN	3,110	0	0	0	5,000	100.00 %
1011200	78000-0 UNINSURED LOSSES	61,515	5,227	0	5,227	80,173	1,433.82 %
TOTAL NON-PERSONNEL COSTS		121,762	97,103	27,104	97,103	173,873	79.06 %
TOTAL FUND 101		982,091	1,084,573	483,023	1,084,573	1,264,335	16.57 %
4011200	77140-0 RESERVE-DIRECTOR'S	0	7,000	0	7,000	7,000	0.00 %
4011200	89000-0 CAPITAL OUTLAY	2,947	0	0	0	15,000	100.00 %
TOTAL NON-PERSONNEL COSTS		2,947	7,000	0	7,000	22,000	214.29 %
TOTAL FUND 401		2,947	7,000	0	7,000	22,000	214.29 %
1202 EO-PO-CULTURAL ECONOMY		60,269	338,018	31,593	338,018	34,892	-89.68 %
2741202	50600-0 TRAINING OF PERSONNEL	0	3,360	0	3,360	3,360	0.00 %
2741202	51000-0 ADMINISTRATIVE COST	9,000	0	0	0	0	0.00 %
2741202	70200-0 POSTAGE/SHIPPING CHARGES	0	2,160	158	2,160	2,160	0.00 %
2741202	70300-0 PRINTING & BINDING	0	3,240	64	3,240	3,240	0.00 %
2741202	70400-0 PUBLICATION & RECORDATION	0	3,750	0	3,750	3,750	0.00 %
2741202	70500-0 TELECOMMUNICATIONS	4,916	6,000	2,468	6,000	6,000	0.00 %
2741202	70700-0 TOURISM	0	34,955	28,903	34,955	2,955	-91.55 %
2741202	70907-0 CONTRACTUAL SERVICES	0	80,645	0	80,645	5,645	-93.00 %
2741202	72700-0 SUPPLIES & MATERIALS	0	6,282	0	6,282	6,282	0.00 %
2741202	80770-0 MISCELLANEOUS	0	1,500	0	1,500	1,500	0.00 %
2741202	89000-0 CAPITAL OUTLAY	46,353	196,126	0	196,126	0	-100.00 %
TOTAL NON-PERSONNEL COSTS		60,269	338,018	31,593	338,018	34,892	-89.68 %
TOTAL FUND 274		60,269	338,018	31,593	338,018	34,892	-89.68 %
EO-CAO-ADMINISTRATION		458,169	955,286	374,920	955,286	493,396	-48.35 %

**LAFAYETTE CONSOLIDATED GOVERNMENT
2023 - 2024 ADOPTED BUDGET
ANNUAL BUDGET BY DEPARTMENT**

EO-EXECUTIVE

<u>CODE</u>	<u>EXPENDITURE</u>	<u>ACTUAL FY 21-22</u>	<u>CUR BUDGET FY 22-23</u>	<u>ACTUAL AT 4/30/2023</u>	<u>PROJECTED FY 22-23</u>	<u>ADOPTED FY 23-24</u>	<u>ADOPTED VS CURRENT</u>
1210 EO-CAO-ADMINISTRATION		458,169	955,286	374,920	955,286	493,396	-48.35 %
1011210	50000-0 PERSONNEL SALARIES	249,610	251,678	115,191	251,678	341,458	35.67 %
1011210	50100-0 TEMPORARY EMPLOYEES	0	360	0	360	200	-44.44 %
1011210	50400-0 GROUP HEALTH INSURANCE	22,629	23,307	23,307	23,307	27,434	17.71 %
1011210	50415-0 GROUP LIFE INSURANCE	887	883	407	883	1,381	56.40 %
1011210	50430-0 WORKERS COMP INSURANCE	1,332	1,359	1,536	1,359	1,844	35.69 %
1011210	50500-0 RETIREMENT/MEDICARE TAX	77,256	77,977	35,642	77,977	105,669	35.51 %
TOTAL PERSONNEL COSTS		351,714	355,564	176,083	355,564	477,986	34.43 %
1011210	50925-0 VEHICLE SUBSIDY LEASES	6,023	6,000	2,746	6,000	6,000	0.00 %
1011210	70200-0 POSTAGE/SHIPPING CHARGES	3	25	0	25	25	0.00 %
1011210	70300-0 PRINTING & BINDING	0	150	0	150	150	0.00 %
1011210	70400-0 PUBLICATION & RECORDATION	0	100	0	100	100	0.00 %
1011210	70500-0 TELECOMMUNICATIONS	1,761	1,600	814	1,600	1,600	0.00 %
1011210	70800-0 TRAVEL & MEETINGS	1,385	3,500	1,022	3,500	3,500	0.00 %
1011210	70907-0 CONTRACTUAL SERVICES	0	25	0	25	25	0.00 %
1011210	72600-0 TRANSPORTATION	117	250	62	250	250	0.00 %
1011210	72700-0 SUPPLIES & MATERIALS	1,414	1,600	892	1,600	1,760	10.00 %
TOTAL NON-PERSONNEL COSTS		10,703	13,250	5,536	13,250	13,410	1.21 %
TOTAL FUND 101		362,417	368,814	181,619	368,814	491,396	33.24 %
4011210	77140-0 RESERVE-DIRECTOR'S	0	2,000	0	2,000	2,000	0.00 %
TOTAL NON-PERSONNEL COSTS		0	2,000	0	2,000	2,000	0.00 %
TOTAL FUND 401		0	2,000	0	2,000	2,000	0.00 %
6511210	50000-0 PERSONNEL SALARIES	80,372	135,696	48,184	135,696	0	-100.00 %
6511210	50400-0 GROUP HEALTH INSURANCE	0	5,644	2,900	5,644	0	-100.00 %
6511210	50415-0 GROUP LIFE INSURANCE	249	502	173	502	0	-100.00 %
6511210	50430-0 WORKERS COMP INSURANCE	0	561	260	561	0	-100.00 %
6511210	50500-0 RETIREMENT/MEDICARE TAX	15,131	42,013	14,931	42,013	0	-100.00 %
TOTAL PERSONNEL COSTS		95,752	184,416	66,448	184,416	0	-100.00 %
6511210	70700-0 TOURISM	0	400,000	126,853	400,000	0	-100.00 %
6511210	77400-0 RESERVE-OPERATING	0	56	0	56	0	-100.00 %
TOTAL NON-PERSONNEL COSTS		0	400,056	126,853	400,056	0	-100.00 %
TOTAL FUND 651		95,752	584,472	193,301	584,472	0	-100.00 %
EO-CAO-INTERNATIONAL TRADE		379,316	458,856	207,635	464,077	486,807	6.09 %
1217 EO-CAO-INTERNATIONAL TRADE		379,316	458,856	207,635	464,077	486,807	6.09 %
1011217	50000-0 PERSONNEL SALARIES	190,385	222,717	87,781	234,717	239,414	7.50 %
1011217	50100-0 TEMPORARY EMPLOYEES	21,296	32,103	25,324	25,324	20,103	-37.38 %
1011217	50200-0 OVERTIME	3,203	510	435	510	510	0.00 %
1011217	50300-0 PROMOTION COSTS	0	0	0	0	26,667	100.00 %
1011217	50400-0 GROUP HEALTH INSURANCE	33,972	34,990	34,990	34,990	27,434	-21.59 %
1011217	50415-0 GROUP LIFE INSURANCE	775	1,134	260	1,134	1,150	1.41 %
1011217	50430-0 WORKERS COMP INSURANCE	1,242	1,268	1,268	1,268	1,292	1.89 %
1011217	50500-0 RETIREMENT/MEDICARE TAX	60,583	65,047	29,149	65,047	66,216	1.80 %
1011217	50900-0 ACCRUED SICK/ANNUAL LEAVE	0	5,866	0	5,866	0	-100.00 %
TOTAL PERSONNEL COSTS		311,456	363,635	179,207	368,856	382,786	5.27 %
1011217	50600-0 TRAINING OF PERSONNEL	0	1,120	0	1,120	1,120	0.00 %
1011217	50800-0 UNIFORMS	112	192	0	192	192	0.00 %

**LAFAYETTE CONSOLIDATED GOVERNMENT
2023 - 2024 ADOPTED BUDGET
ANNUAL BUDGET BY DEPARTMENT**

EO-EXECUTIVE

CODE	EXPENDITURE	ACTUAL	CUR BUDGET	ACTUAL AT	PROJECTED	ADOPTED	ADOPTED VS
		FY 21-22	FY 22-23	4/30/2023	FY 22-23	FY 23-24	CURRENT
1011217	50925-0	6,023	6,000	2,746	6,000	6,000	0.00 %
1011217	60000-0	7,614	6,843	2,396	5,843	5,843	-14.61 %
1011217	63000-0	68	3,092	1,888	3,092	3,092	0.00 %
1011217	65000-0	265	600	169	600	600	0.00 %
1011217	66000-0	711	1,500	957	1,000	1,000	-33.33 %
1011217	67000-0	17,798	17,400	6,273	17,400	17,400	0.00 %
1011217	70000-0	2,369	2,578	742	2,578	2,578	0.00 %
1011217	70200-0	249	200	14	200	200	0.00 %
1011217	70300-0	130	350	259	350	350	0.00 %
1011217	70500-0	2,605	2,620	1,309	2,620	2,620	0.00 %
1011217	70700-0	8,201	9,950	921	9,950	9,950	0.00 %
1011217	70800-0	8,675	11,170	4,964	12,670	12,670	13.43 %
1011217	70825-0	277	2,280	0	2,280	2,280	0.00 %
1011217	70902-0	870	1,150	368	1,150	1,150	0.00 %
1011217	70907-0	5,267	3,720	3,216	3,720	3,720	0.00 %
1011217	72600-0	1,343	1,532	65	1,532	1,532	0.00 %
1011217	72700-0	5,283	5,524	2,141	5,524	5,524	0.00 %
TOTAL NON-PERSONNEL COSTS		67,860	77,821	28,428	77,821	77,821	0.00 %
TOTAL FUND 101		379,316	441,456	207,635	446,677	460,607	4.34 %
4011217	89000-0	0	17,400	0	17,400	26,200	50.57 %
TOTAL NON-PERSONNEL COSTS		0	17,400	0	17,400	26,200	50.57 %
TOTAL FUND 401		0	17,400	0	17,400	26,200	50.57 %
EO-CAO-EMERG OPER/SECURITY		1	0	0	0	0	0.00 %
1250 EO-CAO-EMERG OPER/SECURITY		1	0	0	0	0	0.00 %
2711250	70123-614	0	0	0	0	0	0.00 %
TOTAL NON-PERSONNEL COSTS		1	0	0	0	0	0.00 %
TOTAL FUND 271		1	0	0	0	0	0.00 %
EO-CAO-ANIMAL SHEL & CARE CTR		2,449,443	2,969,703	1,158,278	2,915,157	2,602,692	-12.36 %
1251 EO-CAO-ANIMAL SHEL & CARE CTR		2,449,443	2,969,703	1,158,278	2,915,157	2,602,692	-12.36 %
1281251	89000-0	0	148,965	0	96,000	0	-100.00 %
TOTAL NON-PERSONNEL COSTS		0	148,965	0	96,000	0	-100.00 %
TOTAL FUND 128		0	148,965	0	96,000	0	-100.00 %
2061251	50000-0	756,848	833,163	359,741	833,163	830,989	-0.26 %
2061251	50100-0	26,918	40,000	15,140	40,000	38,000	-5.00 %
2061251	50200-0	76,290	81,600	37,568	81,600	81,600	0.00 %
2061251	50225-0	0	510	0	510	510	0.00 %
2061251	50300-0	0	11,599	0	11,599	0	-100.00 %
2061251	50400-0	152,589	163,031	163,031	163,031	142,538	-12.57 %
2061251	50410-0	11,287	17,438	17,438	17,438	17,438	0.00 %
2061251	50415-0	2,851	4,913	1,528	4,913	4,961	0.98 %
2061251	50430-0	4,482	4,441	4,441	4,441	4,484	0.97 %
2061251	50500-0	190,806	193,914	87,376	193,914	179,711	-7.32 %
TOTAL PERSONNEL COSTS		1,222,071	1,350,609	686,263	1,350,609	1,300,231	-3.73 %
2061251	50600-0	3,760	4,760	231	4,760	4,760	0.00 %
2061251	50800-0	5,123	8,000	3,844	8,000	7,000	-12.50 %
2061251	51000-0	267,545	396,000	198,000	396,000	490,000	23.74 %

**LAFAYETTE CONSOLIDATED GOVERNMENT
2023 - 2024 ADOPTED BUDGET
ANNUAL BUDGET BY DEPARTMENT**

EO-EXECUTIVE

<u>CODE</u>	<u>EXPENDITURE</u>	<u>ACTUAL FY 21-22</u>	<u>CUR BUDGET FY 22-23</u>	<u>ACTUAL AT 4/30/2023</u>	<u>PROJECTED FY 22-23</u>	<u>ADOPTED FY 23-24</u>	<u>ADOPTED VS CURRENT</u>
2061251	52000-0	0	3,000	0	3,000	3,000	0.00 %
2061251	60000-0	5,993	6,000	3,789	6,000	6,000	0.00 %
2061251	63000-0	456	3,000	935	3,000	3,000	0.00 %
2061251	65000-0	22,292	21,500	8,945	21,500	21,500	0.00 %
2061251	66000-0	10,063	11,000	3,729	11,000	11,000	0.00 %
2061251	66020-0	7,800	8,000	3,250	8,000	8,000	0.00 %
2061251	67000-0	48,408	50,000	27,157	50,000	50,000	0.00 %
2061251	70000-0	861	1,264	14	1,264	1,264	0.00 %
2061251	70123-614	4,397	5,284	0	5,284	63,009	1,092.45 %
2061251	70200-0	113	346	78	346	346	0.00 %
2061251	70300-0	1,362	8,640	1,979	8,640	6,000	-30.56 %
2061251	70400-0	0	400	0	400	400	0.00 %
2061251	70500-0	12,524	16,000	6,802	16,000	16,000	0.00 %
2061251	70600-0	0	1,296	0	1,296	1,296	0.00 %
2061251	70902-0	3,818	3,500	1,489	3,500	3,500	0.00 %
2061251	70907-0	21,664	30,440	12,927	30,440	30,440	0.00 %
2061251	70915-0	1,087	5,400	596	5,400	5,400	0.00 %
2061251	70917-0	1,114	3,661	0	3,411	0	-100.00 %
2061251	71008-0	873	3,000	0	3,000	2,000	-33.33 %
2061251	71013-0	91,950	97,300	29,291	97,300	97,300	0.00 %
2061251	71014-0	46,070	37,500	25,590	37,500	40,000	6.67 %
2061251	71015-0	6,216	5,500	3,220	5,500	5,500	0.00 %
2061251	71016-0	8,115	15,000	2,145	15,000	11,500	-23.33 %
2061251	71018-0	7,032	8,000	3,614	8,000	8,000	0.00 %
2061251	71022-0	0	0	0	0	11,000	100.00 %
2061251	72461-0	3,345	5,000	0	5,000	5,000	0.00 %
2061251	72462-0	103,464	101,100	43,597	100,750	99,000	-2.08 %
2061251	72600-0	111,246	97,000	45,605	97,000	97,000	0.00 %
2061251	72700-0	83,923	80,000	30,267	80,000	80,000	0.00 %
2061251	72720-0	2,912	11,005	8,933	10,024	0	-100.00 %
2061251	72746-0	0	5,000	0	5,000	5,000	0.00 %
2061251	72790-0	13,972	12,000	5,988	12,000	17,000	41.67 %
2061251	78000-0	148,692	29,768	0	29,768	71,246	139.34 %
2061251	80730-0	0	500	0	500	500	0.00 %
2061251	89000-0	181,182	374,965	0	374,965	20,500	-94.53 %
TOTAL NON-PERSONNEL COSTS		1,227,372	1,470,129	472,015	1,468,548	1,302,461	-11.40 %
TOTAL FUND 206		2,449,443	2,820,738	1,158,278	2,819,157	2,602,692	-7.73 %
EO-CAO-JUVENILE DETENTION		2,876,790	5,914,296	1,512,712	5,945,239	3,478,495	-41.18 %
1255 EO-CAO-JUVENILE DETENTION		2,648,429	5,660,175	1,387,013	5,716,318	3,237,345	-42.80 %
1281255	72720-0	0	1,500	804	1,500	0	-100.00 %
TOTAL NON-PERSONNEL COSTS		0	1,500	804	1,500	0	-100.00 %
TOTAL FUND 128		0	1,500	804	1,500	0	-100.00 %
2651255	50000-0	1,049,420	1,226,569	493,339	1,226,569	1,273,318	3.81 %
2651255	50100-0	3,830	37,584	9,084	39,284	39,284	4.52 %
2651255	50200-0	289,450	310,300	158,465	310,300	310,300	0.00 %
2651255	50300-0	0	48,490	0	48,490	98,414	102.96 %
2651255	50400-0	248,862	268,060	268,060	268,060	241,484	-9.91 %
2651255	50410-0	5,644	0	0	0	0	0.00 %
2651255	50415-0	4,237	7,801	2,032	7,801	7,632	-2.17 %
2651255	50430-0	6,796	6,903	6,903	6,903	6,880	-0.33 %

**LAFAYETTE CONSOLIDATED GOVERNMENT
2023 - 2024 ADOPTED BUDGET
ANNUAL BUDGET BY DEPARTMENT**

EO-EXECUTIVE

CODE	EXPENDITURE	ACTUAL	CUR BUDGET	ACTUAL AT	PROJECTED	ADOPTED	ADOPTED VS
		FY 21-22	FY 22-23	4/30/2023	FY 22-23	FY 23-24	CURRENT
2651255	50500-0	174,099	173,067	84,106	173,067	170,316	-1.59 %
TOTAL PERSONNEL COSTS		1,782,338	2,078,774	1,021,989	2,080,474	2,147,628	3.31 %
2651255	50600-0	7,862	11,520	3,906	11,520	11,520	0.00 %
2651255	50800-0	4,098	6,184	1,986	6,184	6,184	0.00 %
2651255	50925-0	6,023	6,000	2,746	6,000	6,000	0.00 %
2651255	51000-0	260,647	261,000	0	286,728	290,000	11.11 %
2651255	56080-0	33,823	42,000	14,000	42,000	42,000	0.00 %
2651255	57180-0	0	6,300	0	6,300	0	-100.00 %
2651255	60000-0	10,399	20,835	9,435	20,835	20,835	0.00 %
2651255	63000-0	4,769	6,616	1,491	6,616	6,616	0.00 %
2651255	65000-0	68	432	0	432	0	-100.00 %
2651255	66000-0	11,051	16,588	6,747	16,588	16,588	0.00 %
2651255	67000-0	46,104	38,400	17,996	38,400	40,000	4.17 %
2651255	70000-0	736	1,642	368	1,642	1,500	-8.65 %
2651255	70123-614	15,166	134,650	0	134,650	25,543	-81.03 %
2651255	70200-0	582	691	45	691	691	0.00 %
2651255	70300-0	377	1,037	0	1,037	900	-13.21 %
2651255	70500-0	21,357	24,580	10,068	24,580	24,580	0.00 %
2651255	70902-0	621	647	311	647	647	0.00 %
2651255	70907-0	151,645	195,145	84,821	220,545	220,545	13.02 %
2651255	71022-0	0	0	0	0	21,702	100.00 %
2651255	71024-0	50,962	0	0	0	0	0.00 %
2651255	72410-0	12,065	10,220	4,353	10,220	12,000	17.42 %
2651255	72420-0	5,174	6,144	836	6,144	6,144	0.00 %
2651255	72600-0	3,146	4,593	1,593	4,593	4,593	0.00 %
2651255	72700-0	13,130	24,365	9,809	24,365	24,365	0.00 %
2651255	72725-0	2,819	2,920	1,347	2,720	2,800	-4.11 %
2651255	72745-0	1,907	3,580	1,834	1,880	3,580	0.00 %
2651255	76295-0	0	134,792	0	134,792	134,792	0.00 %
2651255	77140-0	0	5,000	0	5,000	5,000	0.00 %
2651255	78000-0	8,340	2,442	0	2,442	9,111	273.10 %
2651255	80420-0	99,482	102,866	108,081	108,081	114,481	11.29 %
2651255	89000-0	93,738	508,712	82,447	508,712	37,000	-92.73 %
TOTAL NON-PERSONNEL COSTS		866,091	1,579,901	364,220	1,634,344	1,089,717	-31.03 %
TOTAL FUND 265		2,648,429	3,658,675	1,386,209	3,714,818	3,237,345	-11.52 %
6511255	89000-0	0	2,000,000	0	2,000,000	0	-100.00 %
TOTAL NON-PERSONNEL COSTS		0	2,000,000	0	2,000,000	0	-100.00 %
TOTAL FUND 651		0	2,000,000	0	2,000,000	0	-100.00 %
1256 EO-CAO-JUVENILE DET-KITCHEN		228,361	254,121	125,699	228,921	241,150	-5.10 %
2651256	50000-0	74,892	74,333	34,724	74,333	75,821	2.00 %
2651256	50200-0	7,992	7,920	3,172	7,920	7,920	0.00 %
2651256	50400-0	22,629	23,307	23,307	23,307	21,958	-5.79 %
2651256	50415-0	310	444	144	444	453	2.03 %
2651256	50430-0	394	402	402	402	409	1.74 %
2651256	50500-0	11,264	9,633	5,668	9,633	9,819	1.93 %
2651256	50900-0	0	13,312	0	13,312	0	-100.00 %
TOTAL PERSONNEL COSTS		117,481	129,351	67,417	129,351	116,380	-10.03 %
2651256	50600-0	0	480	0	480	480	0.00 %
2651256	66000-0	2,306	3,042	1,034	3,042	3,042	0.00 %

**LAFAYETTE CONSOLIDATED GOVERNMENT
2023 - 2024 ADOPTED BUDGET
ANNUAL BUDGET BY DEPARTMENT**

EO-EXECUTIVE

<u>CODE</u>		<u>EXPENDITURE</u>	<u>ACTUAL FY 21-22</u>	<u>CUR BUDGET FY 22-23</u>	<u>ACTUAL AT 4/30/2023</u>	<u>PROJECTED FY 22-23</u>	<u>ADOPTED FY 23-24</u>	<u>ADOPTED VS CURRENT</u>
2651256	72700-0	SUPPLIES & MATERIALS	9,496	11,048	2,504	11,048	11,048	0.00 %
2651256	72745-0	SUP & MAT-FOOD AND SNACKS	99,078	110,200	54,744	85,000	110,200	0.00 %
TOTAL NON-PERSONNEL COSTS			110,880	124,770	58,282	99,570	124,770	0.00 %
TOTAL FUND 265			228,361	254,121	125,699	228,921	241,150	-5.10 %
EO-CAO-HUMAN RESOURCES			827,717	975,404	332,055	975,404	915,907	-6.10 %
2161 EO-CAO-HUMAN RESOURCES			827,717	975,404	332,055	975,404	915,907	-6.10 %
1012161	50000-0	PERSONNEL SALARIES	370,968	439,245	184,375	439,245	443,702	1.01 %
1012161	50100-0	TEMPORARY EMPLOYEES	5,696	10,142	0	10,142	5,142	-49.30 %
1012161	50200-0	OVERTIME	45,117	49,395	16,499	49,395	49,395	0.00 %
1012161	50400-0	GROUP HEALTH INSURANCE	67,830	69,862	69,862	69,862	60,290	-13.70 %
1012161	50415-0	GROUP LIFE INSURANCE	1,420	2,445	773	2,445	2,463	0.74 %
1012161	50430-0	WORKERS COMP INSURANCE	2,380	2,372	2,372	2,372	2,397	1.05 %
1012161	50500-0	RETIREMENT/MEDICARE TAX	78,233	76,411	34,823	76,411	76,879	0.61 %
1012161	50900-0	ACCRUED SICK/ANNUAL LEAVE	66,880	0	0	0	0	0.00 %
TOTAL PERSONNEL COSTS			638,524	649,872	308,704	649,872	640,268	-1.48 %
1012161	50625-0	TRAINING-LCG WIDE	0	8,184	0	8,184	18,184	122.19 %
1012161	50800-0	UNIFORMS	700	1,526	64	1,526	1,526	0.00 %
1012161	56060-0	SUBSTANCE ABUSE	0	1,432	0	1,432	1,432	0.00 %
1012161	63000-0	EQUIPMENT MAINTENANCE	450	432	0	432	432	0.00 %
1012161	70200-0	POSTAGE/SHIPPING CHARGES	1,452	1,713	694	1,713	1,713	0.00 %
1012161	70300-0	PRINTING & BINDING	599	1,209	0	1,209	1,209	0.00 %
1012161	70400-0	PUBLICATION & RECORDATION	0	150	0	150	150	0.00 %
1012161	70500-0	TELECOMMUNICATIONS	349	900	188	900	900	0.00 %
1012161	70902-0	DUPLICATING EQUIPMENT EXPENSES	765	1,000	297	1,000	1,000	0.00 %
1012161	70907-0	CONTRACTUAL SERVICES	103,500	132,371	21,164	132,371	132,371	0.00 %
CONTR SERV-COVID 19 CASE								
1012161	70925-0	MANAGEMENT-TESTING	300	50	0	50	50	0.00 %
1012161	71024-0	CONTR SERV-KPMG	0	50,000	0	50,000	0	-100.00 %
1012161	72600-0	TRANSPORTATION	1,033	1,137	63	1,137	1,137	0.00 %
1012161	72700-0	SUPPLIES & MATERIALS	4,539	10,219	881	10,219	10,219	0.00 %
1012161	78000-0	UNINSURED LOSSES	22,982	25,058	0	25,058	16,316	-34.89 %
TOTAL NON-PERSONNEL COSTS			136,669	235,381	23,351	235,381	186,639	-20.71 %
TOTAL FUND 101			775,193	885,253	332,055	885,253	826,907	-6.59 %
4012161	89000-0	CAPITAL OUTLAY	2,649	1,151	0	1,151	0	-100.00 %
TOTAL NON-PERSONNEL COSTS			2,649	1,151	0	1,151	0	-100.00 %
TOTAL FUND 401			2,649	1,151	0	1,151	0	-100.00 %
6052161	50705-0	UNEMP COMP-COMM SYSTEM	0	6,000	0	6,000	6,000	0.00 %
6052161	50710-0	UNEMP COMP-GENERAL FUND	37,643	65,000	0	65,000	65,000	0.00 %
6052161	50715-0	UNEMP COMP-UTILITY FUND	12,232	18,000	0	18,000	18,000	0.00 %
TOTAL PERSONNEL COSTS			49,875	89,000	0	89,000	89,000	0.00 %
TOTAL FUND 605			49,875	89,000	0	89,000	89,000	0.00 %
EO-CAO-MAILROOM			65,727	87,608	45,924	87,608	79,875	-8.83 %
1218 EO-CAO-MAILROOM			65,727	87,608	45,924	87,608	79,875	-8.83 %
1011218	50000-0	PERSONNEL SALARIES	37,004	53,451	23,025	53,451	51,927	-2.85 %
1011218	50400-0	GROUP HEALTH INSURANCE	11,286	17,495	17,495	17,495	10,952	-37.40 %
1011218	50415-0	GROUP LIFE INSURANCE	132	319	98	319	310	-2.82 %

**LAFAYETTE CONSOLIDATED GOVERNMENT
2023 - 2024 ADOPTED BUDGET
ANNUAL BUDGET BY DEPARTMENT**

EO-EXECUTIVE

CODE	EXPENDITURE	ACTUAL	CUR BUDGET	ACTUAL AT	PROJECTED	ADOPTED	ADOPTED
		FY 21-22	FY 22-23	4/30/2023	FY 22-23	FY 23-24	VS CURRENT
1011218	50430-0	286	289	289	289	280	-3.11 %
1011218	50500-0	8,831	6,922	2,974	6,922	6,724	-2.86 %
TOTAL PERSONNEL COSTS		57,539	78,476	43,881	78,476	70,193	-10.55 %
1011218	50800-0	0	200	140	200	200	0.00 %
1011218	70200-0	1,581	1,930	1,481	1,930	2,230	15.54 %
1011218	70500-0	34	250	14	250	250	0.00 %
1011218	70902-0	216	252	108	252	302	19.84 %
1011218	70907-0	0	0	0	0	200	100.00 %
1011218	72600-0	4,935	5,000	0	5,000	5,000	0.00 %
1011218	72700-0	1,422	1,500	300	1,500	1,500	0.00 %
TOTAL NON-PERSONNEL COSTS		8,188	9,132	2,043	9,132	9,682	6.02 %
TOTAL FUND 101		65,727	87,608	45,924	87,608	79,875	-8.83 %
EO-CAO-311 C/P COMM SRVS		145,470	343,239	90,001	343,239	201,415	-41.32 %
2163 EO-CAO-COMMUNICATIONS/311		145,470	343,239	90,001	343,239	201,415	-41.32 %
1012163	50000-0	99,606	143,147	47,684	143,147	136,729	-4.48 %
1012163	50200-0	610	800	0	800	800	0.00 %
1012163	50400-0	28,272	34,990	34,990	34,990	21,904	-37.40 %
1012163	50415-0	395	854	187	854	816	-4.45 %
1012163	50430-0	739	773	773	773	738	-4.53 %
1012163	50500-0	13,065	18,539	6,160	18,539	17,708	-4.48 %
TOTAL PERSONNEL COSTS		142,687	199,103	89,794	199,103	178,695	-10.25 %
1012163	50800-0	0	210	0	300	300	42.86 %
1012163	70200-0	0	30	0	30	30	0.00 %
1012163	70500-0	71	90	33	90	90	0.00 %
1012163	70907-0	2,673	22,180	174	22,000	22,000	-0.81 %
1012163	72700-0	39	210	0	300	300	42.86 %
TOTAL NON-PERSONNEL COSTS		2,783	22,720	207	22,720	22,720	0.00 %
TOTAL FUND 101		145,470	221,823	90,001	221,823	201,415	-9.20 %
4012163	89000-0	0	121,416	0	121,416	0	-100.00 %
TOTAL NON-PERSONNEL COSTS		0	121,416	0	121,416	0	-100.00 %
TOTAL FUND 401		0	121,416	0	121,416	0	-100.00 %
TOTAL EO-EXECUTIVE		8,247,940	13,133,983	4,236,141	13,115,601	9,579,814	-27.06 %

ELECTED OFFICIALS-LEGAL

Legal Department is responsible for providing legal representation and support services to all areas of City-Parish Government.

Duties include serving as chief legal advisor to the Mayor-President, the City and Parish Councils, and all governmental departments, commissions, offices, and agencies. The City-Parish Attorney reports directly to the Mayor-President as appropriate relative to the legal matters of the City-Parish Government to ensure the highest levels of professionalism and efficiency in legal services and generate positive results through effective legal representation.

City Prosecutor is responsible for representing the City and Parish of Lafayette in City Court for violations of any ordinances;

speeding, parking violations, DUI, littering, noise, grass cutting, etc. As an Assistant District Attorney, at the DA's discretion, he may also be called upon to prosecute other misdemeanor offenses in City Court.



**LAFAYETTE CONSOLIDATED GOVERNMENT
2023 - 2024 ADOPTED BUDGET
ANNUAL BUDGET BY DEPARTMENT**

LEGAL DEPARTMENT RECAP

	Actual FY 21/22	Cur Budget FY 22/23	Actual At 4/30/23	Projected FY 22/23	Adopted FY 23/24	Adopted vs. Current
Expenditures by Type						
PERSONNEL SALARIES	219,641	317,517	124,727	317,517	341,324	7.50 %
EMPLOYEE BENEFITS	63,748	54,632	53,304	54,632	62,672	14.72 %
RETIREMENT SYSTEM	45,409	58,039	23,985	58,039	57,431	-1.05 %
PURCHASED SERVICES	1,960,219	1,972,274	846,958	1,972,274	1,972,276	0.00 %
MATERIALS & SUPPLIES	4,176	25,078	4,571	25,078	25,078	0.00 %
UNINSURED LOSSES	-	-	-	-	10,589	100.00 %
MISCELLANEOUS EXPENSE	-	-	(6,143)	-	-	0.00 %
CAPITAL OUTLAY	-	12,000	-	12,000	-	-100.00 %
Total Expenditures	2,293,193	2,439,540	1,047,402	2,439,540	2,469,370	1.22 %

**LAFAYETTE CONSOLIDATED GOVERNMENT
2023 - 2024 ADOPTED BUDGET
ANNUAL BUDGET BY DEPARTMENT**

LEGAL DEPARTMENT

CODE	EXPENDITURE	ACTUAL	CUR BUDGET	ACTUAL AT	PROJECTED	ADOPTED	ADOPTED VS	
		FY 21-22	FY 22-23	4/30/2023	FY 22-23	FY 23-24	CURRENT	
LD-LEGAL DEPARTMENT		1,856,584	1,886,398	798,261	1,886,398	1,897,793	0.60 %	
1400 LD-LEGAL DEPARTMENT		1,856,584	1,886,398	798,261	1,886,398	1,897,793	0.60 %	
1011400	52000-0	LEGAL FEES	1,795,916	1,800,000	763,833	1,800,000	1,800,000	0.00 %
1011400	70000-0	DUES & LICENSES	0	200	0	200	200	0.00 %
1011400	70500-0	TELECOMMUNICATIONS	0	450	0	450	450	0.00 %
1011400	72700-0	SUPPLIES & MATERIALS	0	28	0	28	28	0.00 %
1011400	72775-0	SUP & MAT-LAW LIBRARY	0	4,292	0	4,292	4,292	0.00 %
1011400	78000-0	UNINSURED LOSSES	0	0	0	0	10,589	100.00 %
1011400	80771-0	MISC EXP-PY ADJUSTMENT	0	0	(6,143)	0	0	0.00 %
TOTAL NON-PERSONNEL COSTS		1,795,916	1,804,970	757,690	1,804,970	1,815,559	0.59 %	
TOTAL FUND 101		1,795,916	1,804,970	757,690	1,804,970	1,815,559	0.59 %	
2621400	50000-0	PERSONNEL SALARIES	43,255	66,300	30,345	66,300	67,626	2.00 %
2621400	50400-0	GROUP HEALTH INSURANCE	11,343	5,812	5,812	5,812	5,476	-5.78 %
2621400	50415-0	GROUP LIFE INSURANCE	120	372	128	372	372	0.00 %
2621400	50430-0	WORKERS COMP INSURANCE	351	358	358	358	0	-100.00 %
2621400	50500-0	RETIREMENT/MEDICARE TAX	5,599	8,586	3,928	8,586	8,758	2.00 %
TOTAL PERSONNEL COSTS		60,668	81,428	40,571	81,428	82,232	0.99 %	
2621400	70123-614	OTHER INSURANCE PREMIUMS-RM	0	0	0	0	2	100.00 %
TOTAL NON-PERSONNEL COSTS		0	0	0	0	2	100.00 %	
TOTAL FUND 262		60,668	81,428	40,571	81,428	82,234	0.99 %	
LD-CITY PROSECUTOR		436,609	553,142	249,141	553,142	571,577	3.33 %	
1401 LD-CITY PROSECUTOR		436,609	553,142	249,141	553,142	571,577	3.33 %	
1011401	50000-0	PERSONNEL SALARIES	176,386	247,112	94,179	247,112	269,593	9.10 %
1011401	50100-0	TEMPORARY EMPLOYEES	0	700	0	700	700	0.00 %
1011401	50200-0	OVERTIME	0	2,905	0	2,905	2,905	0.00 %
1011401	50310-0	TRANSCRIPTIONS-COURT REPORTER	0	500	203	500	500	0.00 %
1011401	50400-0	GROUP HEALTH INSURANCE	50,958	46,614	46,614	46,614	54,976	17.94 %
1011401	50415-0	GROUP LIFE INSURANCE	679	1,476	392	1,476	1,848	25.20 %
1011401	50430-0	WORKERS COMP INSURANCE	297	0	0	0	0	0.00 %
1011401	50500-0	RETIREMENT/MEDICARE TAX	39,810	49,453	20,057	49,453	48,673	-1.58 %
TOTAL PERSONNEL COSTS		268,130	348,760	161,445	348,760	379,195	8.73 %	
1011401	50600-0	TRAINING OF PERSONNEL	0	24	0	24	24	0.00 %
1011401	50800-0	UNIFORMS	830	1,330	0	1,330	1,330	0.00 %
1011401	70200-0	POSTAGE/SHIPPING CHARGES	90	345	16	345	345	0.00 %
1011401	70300-0	PRINTING & BINDING	469	845	0	845	845	0.00 %
1011401	70500-0	TELECOMMUNICATIONS	142	1,230	351	1,230	1,230	0.00 %
1011401	70902-0	DUPLICATING EQUIPMENT EXPENSES	2,275	3,000	258	3,000	3,000	0.00 %
1011401	70907-0	CONTRACTUAL SERVICES	161,327	166,180	82,500	166,180	166,180	0.00 %
1011401	72600-0	TRANSPORTATION	0	400	0	400	400	0.00 %
1011401	72700-0	SUPPLIES & MATERIALS	3,346	11,528	3,469	11,528	11,528	0.00 %
1011401	72775-0	SUP & MAT-LAW LIBRARY	0	7,500	1,102	7,500	7,500	0.00 %
TOTAL NON-PERSONNEL COSTS		168,479	192,382	87,696	192,382	192,382	0.00 %	
TOTAL FUND 101		436,609	541,142	249,141	541,142	571,577	5.62 %	
4011401	89000-0	CAPITAL OUTLAY	0	12,000	0	12,000	0	-100.00 %
TOTAL NON-PERSONNEL COSTS		0	12,000	0	12,000	0	-100.00 %	

**LAFAYETTE CONSOLIDATED GOVERNMENT
2023 - 2024 ADOPTED BUDGET
ANNUAL BUDGET BY DEPARTMENT**

LEGAL DEPARTMENT

<u>CODE</u>	<u>EXPENDITURE</u>	<u>ACTUAL FY 21-22</u>	<u>CUR BUDGET FY 22-23</u>	<u>ACTUAL AT 4/30/2023</u>	<u>PROJECTED FY 22-23</u>	<u>ADOPTED FY 23-24</u>	<u>ADOPTED VS CURRENT</u>
	TOTAL FUND 401	0	12,000	0	12,000	0	-100.00 %
	TOTAL LEGAL DEPARTMENT	2,293,193	2,439,540	1,047,402	2,439,540	2,469,370	1.22 %



FINANCE & MANAGEMENT

Office of Finance & Management exists to oversee and manage, according to all applicable laws and standards, the Accounting, Budgeting, Group Insurance, Purchasing, Property, and Risk Management functions within LCG. The department must produce accurate and timely financial information for citizens, councils, employees, and management in order to facilitate sound decisions. In performing these functions, its staff must at all times operate within the bounds of strict fiduciary duty with regards to taxpayer assets.

Statistical Information:

DESCRIPTION	FY 2020-21	FY 2021-22	FY 2022-23 ESTIMATED	FY 2023-24 PROJECTED
Group Insurance Claims Processed:				
Medical Claims	69,700	70,828	85,000	78,836
Prescription Claims	70,296	70,163	72,000	75,412
Items processed for Deposit through Accounting	9,650	4,740	4,785	4,830
Number of Budget Revisions Processed	1,022	1,196	1,255	1,250
Purchase Orders Issued	17,330	17,454	23,290	23,000
Contracts Finalized	421	463	519	500
Number of Fixed Assets over \$1,000 Added	748	1,384	1,013	225*
Subrogation Recoveries	\$856,196	\$643,493	\$788,496	\$675,498

*The limit for tagging fixed assets will change to \$5,000 on November 1, 2023, which is why Purchasing is projecting a much lower number of fixed assets being added next fiscal year.

Status of FY 2022-23 Goals and Operational and Budgeted Goals for FY 2023-24:

- In FY 2022-23, the Accounting Division implemented a new fiscal agent and merchant service contract. ACH vendors were continuously added throughout the year. In FY2023-24, Accounting will begin implementation of a new ERP system. Accounting will also implement remote deposit which will decrease the number of deposit corrections and reduce the time and effort needed to physically bring deposits to the bank.
- In FY 2022-23 the Group Insurance and Risk Management divisions continued to stream-line and automate manual processes as well as revamping LCG’s safety program and its policies and procedures manual. In FY 2023-24 the divisions goals remain the same, as they are still working to complete their PPMs, particularly as it relates to our safety program. Risk Management has also added a Clerk III position to assist with claims handling.
- It is the goal of Purchasing and Property Management to reduce our purchases of paper by 25%. We will be going with a new ERP system and we will be coming up with innovative ways to eliminate the need for paper documents.
- Budget Management strives each year to maintain and improve the accuracy of its revenue projections in order to provide reliable information for making budgeting decisions.

Performance Measures:

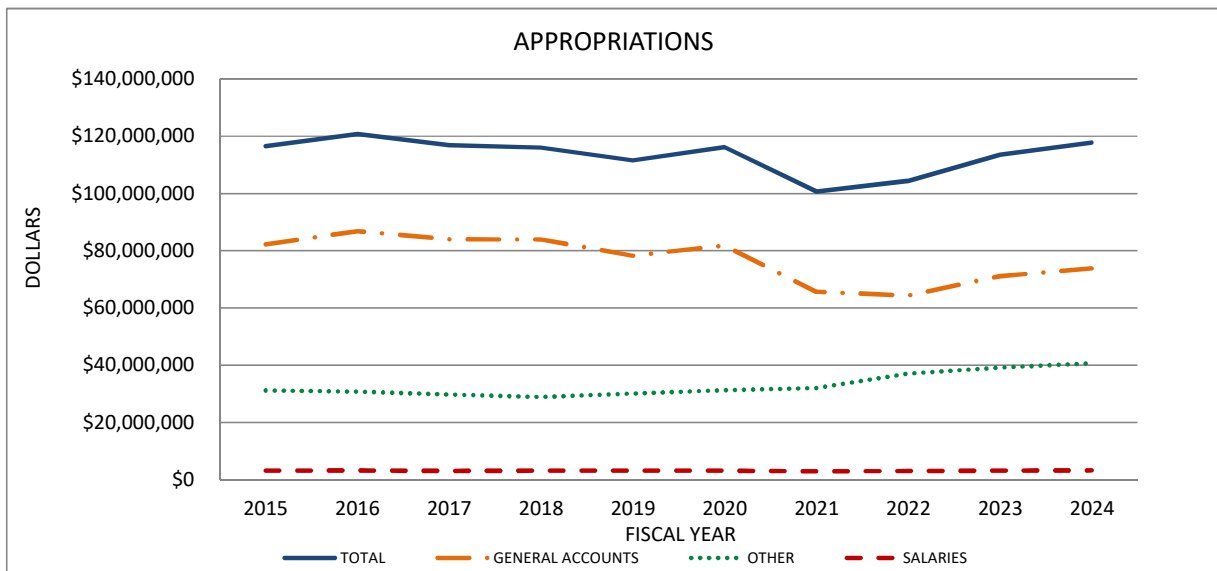
PERFORMANCE MEASURE	BENCHMARK	FY 2021-22 ACTUAL	FY 2022-23 ESTIMATED	FY 2023-24 FORECAST/GOAL
Increase number of ACH payments issued	Increase by 5%	4,630	4,970	5,360
Eliminate the use of paper DPR's	Eliminate all	11,918	12,167	12,000
Reduce purchases of paper	Reduce by 25%	n/a	30%	35%
Maintain/Increase Accuracy of Revenue Projections (Actual/Budgeted %)	100%	108.4%	103.2%	101%



LAFAYETTE CONSOLIDATED GOVERNMENT
2023-24 ADOPTED BUDGET
OFFICE OF FINANCE & MANAGEMENT

10 YEAR BUDGET HISTORY
APPROPRIATIONS, EXCLUDING CAPITAL

FISCAL YEAR	TOTAL	SALARIES	OTHER	GENERAL ACCOUNTS	STRENGTH	STRENGTH CHANGE
2015	\$116,541,659	3,151,914	31,193,766	82,195,979	69	(1)
2016	\$120,821,611	3,240,336	30,754,660	86,826,615	69	0
2017	\$116,880,550	3,133,679	29,758,078	83,988,793	67	(2)
2018	\$116,003,564	3,173,306	28,897,996	83,932,262	69	2
2019	\$111,600,090	3,212,885	30,095,410	78,291,795	69	0
2020	\$116,232,777	3,188,361	31,237,108	81,807,308	69	0
2021	\$100,663,907	2,920,765	32,056,111	65,687,031	60	(9)
2022	\$104,393,471	3,004,590	37,039,937	64,348,944	61	1
2023	\$113,519,512	3,204,064	39,181,004	71,134,444	64	3
2024	\$117,766,284	3,237,991	40,694,609	73,833,684	64	0



Significant Changes

- 2019-Decrease in General Accounts and Reserves for Risk Management. Council approved pay adjustment increasing salaries and benefits.
- 2020-Increase in Other is primarily due to increases in Medical Claims, Insurance Premiums, and Uninsured Losses offset by decreases in Reserves for Risk Management. Increase in General Accounts is primarily due to increases in Internal Appropriations offset by decreases to Reserves-Future Debt Service.
- 2021-Decrease in Salaries is primarily due to the reorganization of Group Insurance & Wellness and Risk Management Divisions. Decrease in General Accounts is primarily due to the decreases in Internal Appropriations.
- 2022-Increase in Other is primarily due to increases in Medical Claims and Insurance Premiums offset by decreases in Reserves for Risk Management.
- 2023-City and Parish Councils approved pay adjustment during FY2022 increasing salaries and benefits. The addition of three positions also increased salaries and benefits. The increase in Other is primarily due to increases in Medical Claims and Insurance Premiums. The increase in General Accounts is primarily due to increases in Internal Appropriations and Debt Service - Principal.
- 2024-City and Parish Councils approved a 2% pay adjustment for FY2024, increasing salaries and benefits. There was also an approved decrease to group insurance premium rates. The increase in Other is primarily due to a major increase in property insurance premiums and its allocation to other departments. The increase in General Accounts is primarily due to increases in Internal Appropriations.



**LAFAYETTE CONSOLIDATED GOVERNMENT
2023 - 2024 ADOPTED BUDGET
ANNUAL BUDGET BY DEPARTMENT**

OFFICE OF FINANCE & MANAGEMENT RECAP

	Actual FY 21/22	Cur Budget FY 22/23	Actual At 4/30/23	Projected FY 22/23	Adopted FY 23/24	Adopted vs. Current
Expenditures by Type						
PERSONNEL SALARIES	2,903,761	3,306,303	1,262,152	3,306,303	3,315,612	0.28 %
EMPLOYEE BENEFITS	445,917	517,469	505,646	517,469	490,920	-5.13 %
RETIREMENT SYSTEM	530,488	723,987	281,945	723,987	692,215	-4.39 %
RETIREE HEALTH INS	496,596	523,119	523,119	523,119	511,495	-2.22 %
ACCRUED SICK/ANNUAL	90,295	35,269	118,287	120,695	296,042	739.38 %
PURCHASED SERVICES	28,894,851	42,055,561	16,495,850	41,501,477	41,881,197	-0.41 %
MATERIALS & SUPPLIES	61,331	91,492	20,194	91,492	90,492	-1.09 %
INTERNAL APPROPRIATIONS	34,448,673	51,084,846	11,439,092	51,671,928	28,131,150	-44.93 %
EXTERNAL APPROPRIATIONS	2,769,724	2,686,377	938,831	2,686,377	3,086,673	14.90 %
UNINSURED LOSSES	8,085	5,461	-	5,461	5,133	-6.01 %
MISCELLANEOUS EXPENSE	2,278,263	488,084	495,841	503,830	529,887	8.56 %
DEBT SERVICE PRINCIPAL	19,690,000	23,020,000	23,020,000	23,020,000	22,080,000	-4.08 %
DEBT SERVICE INTEREST	10,088,278	9,180,246	4,819,529	9,180,246	8,333,135	-9.23 %
CAPITAL OUTLAY	106,946	102,701	1,049	102,701	110,239	7.34 %
RESERVES	8,762,475	7,756,678	3,803,894	5,596,384	4,129,580	-46.76 %
RESERVE CAPITAL	-	(28,661)	-	(28,661)	361,500	-1,361.30 %
FIRE/POLICE RETIREE COLA	961,939	1,039,400	496,288	1,039,400	1,048,000	0.83 %
FB BP	-	5,380	-	5,380	-	-100.00 %
PENSION MERGER COST	322,616	2,791,652	2,791,652	2,791,652	2,787,139	-0.16 %
Total Expenditures	112,860,238	145,385,364	67,013,369	143,359,240	117,880,409	-18.92 %

**LAFAYETTE CONSOLIDATED GOVERNMENT
2023 - 2024 ADOPTED BUDGET
ANNUAL BUDGET BY DEPARTMENT**

OFFICE OF FINANCE & MANAGEMENT

CODE	EXPENDITURE	ACTUAL	CUR BUDGET	ACTUAL AT	PROJECTED	ADOPTED	ADOPTED	
		FY 21-22	FY 22-23	4/30/2023	FY 22-23	FY 23-24	VS CURRENT	
FM-CHIEF FINANCIAL OFFICER		650,904	719,243	390,482	804,669	725,799	0.91 %	
0100 FM-CHIEF FINANCIAL OFFICER		650,904	719,243	390,482	804,669	725,799	0.91 %	
1010100	50000-0	PERSONNEL SALARIES	420,873	459,904	173,957	459,904	474,200	3.11 %
1010100	50100-0	TEMPORARY EMPLOYEES	2,685	26,300	4,160	26,300	26,300	0.00 %
1010100	50121-0	TEMP EMP-SMART IMPLEMENTATION	0	3,300	0	3,300	3,300	0.00 %
1010100	50200-0	OVERTIME	0	551	0	551	551	0.00 %
1010100	50400-0	GROUP HEALTH INSURANCE	39,615	40,802	40,802	40,802	38,440	-5.79 %
1010100	50415-0	GROUP LIFE INSURANCE	1,442	1,646	596	1,646	1,635	-0.67 %
1010100	50430-0	WORKERS COMP INSURANCE	2,277	2,321	2,321	2,321	2,562	10.38 %
1010100	50500-0	RETIREMENT/MEDICARE TAX	105,911	134,421	51,699	134,421	146,764	9.18 %
1010100	50900-0	ACCRUED SICK/ANNUAL LEAVE	54,693	25,055	110,481	110,481	0	-100.00 %
TOTAL PERSONNEL COSTS		627,496	694,300	384,016	779,726	693,752	-0.08 %	
1010100	50600-0	TRAINING OF PERSONNEL	2,106	4,500	1,606	4,500	8,800	95.56 %
1010100	50925-0	VEHICLE SUBSIDY LEASES	6,023	6,200	1,807	6,200	6,200	0.00 %
1010100	70000-0	DUES & LICENSES	2,435	1,775	325	1,775	2,365	33.24 %
1010100	70200-0	POSTAGE/SHIPPING CHARGES	126	259	7	259	259	0.00 %
1010100	70300-0	PRINTING & BINDING	0	155	0	155	155	0.00 %
1010100	70400-0	PUBLICATION & RECORDATION	358	705	705	705	705	0.00 %
1010100	70500-0	TELECOMMUNICATIONS	3,290	2,500	1,133	2,500	2,500	0.00 %
1010100	70800-0	TRAVEL & MEETINGS	180	433	0	433	433	0.00 %
1010100	70907-0	CONTRACTUAL SERVICES	0	1,563	0	1,563	1,563	0.00 %
1010100	72700-0	SUPPLIES & MATERIALS	1,263	1,471	883	1,471	1,471	0.00 %
1010100	78000-0	UNINSURED LOSSES	4,673	382	0	382	2,596	579.58 %
TOTAL NON-PERSONNEL COSTS		20,454	19,943	6,466	19,943	27,047	35.62 %	
TOTAL FUND 101		647,950	714,243	390,482	799,669	720,799	0.92 %	
4010100	77140-0	RESERVE-DIRECTOR'S	0	3,359	0	3,359	5,000	48.85 %
4010100	89000-0	CAPITAL OUTLAY	2,954	1,641	0	1,641	0	-100.00 %
TOTAL NON-PERSONNEL COSTS		2,954	5,000	0	5,000	5,000	0.00 %	
TOTAL FUND 401		2,954	5,000	0	5,000	5,000	0.00 %	
FM-ACCOUNTING		1,922,403	2,161,506	980,240	2,161,506	2,234,682	3.39 %	
0120 FM-ACCOUNTING		1,922,403	2,161,506	980,240	2,161,506	2,234,682	3.39 %	
1010120	50000-0	PERSONNEL SALARIES	1,321,884	1,497,929	572,722	1,497,929	1,530,760	2.19 %
1010120	50200-0	OVERTIME	5,716	12,500	3,512	12,500	12,500	0.00 %
1010120	50300-0	PROMOTION COSTS	0	11,292	0	11,292	0	-100.00 %
1010120	50400-0	GROUP HEALTH INSURANCE	203,433	244,635	244,635	244,635	236,008	-3.53 %
1010120	50415-0	GROUP LIFE INSURANCE	5,459	8,384	2,343	8,384	8,910	6.27 %
1010120	50430-0	WORKERS COMP INSURANCE	7,451	8,077	8,077	8,077	8,562	6.00 %
1010120	50500-0	RETIREMENT/MEDICARE TAX	318,917	327,460	127,486	327,460	310,214	-5.27 %
1010120	50900-0	ACCRUED SICK/ANNUAL LEAVE	0	0	0	0	58,492	100.00 %
TOTAL PERSONNEL COSTS		1,862,860	2,110,277	958,775	2,110,277	2,165,446	2.61 %	
1010120	50600-0	TRAINING OF PERSONNEL	7,745	9,000	1,576	9,000	9,000	0.00 %
1010120	70000-0	DUES & LICENSES	740	1,760	200	1,760	1,460	-17.05 %
1010120	70200-0	POSTAGE/SHIPPING CHARGES	28,107	16,208	10,605	16,208	27,000	66.58 %
1010120	70300-0	PRINTING & BINDING	979	1,050	0	1,050	1,050	0.00 %
1010120	70500-0	TELECOMMUNICATIONS	1,663	1,530	961	1,530	1,920	25.49 %
1010120	70902-0	DUPLICATING EQUIPMENT EXPENSES	2,676	2,700	1,338	2,700	2,700	0.00 %
1010120	70907-0	CONTRACTUAL SERVICES	3,548	4,081	1,946	4,081	4,081	0.00 %
1010120	72600-0	TRANSPORTATION	1,521	900	70	900	900	0.00 %

**LAFAYETTE CONSOLIDATED GOVERNMENT
2023 - 2024 ADOPTED BUDGET
ANNUAL BUDGET BY DEPARTMENT**

OFFICE OF FINANCE & MANAGEMENT

<u>CODE</u>	<u>EXPENDITURE</u>	<u>ACTUAL FY 21-22</u>	<u>CUR BUDGET FY 22-23</u>	<u>ACTUAL AT 4/30/2023</u>	<u>PROJECTED FY 22-23</u>	<u>ADOPTED FY 23-24</u>	<u>ADOPTED VS CURRENT</u>
1010120	72700-0	12,166	14,000	4,769	14,000	14,000	0.00 %
1010120	80795-0	398	0	0	0	0	0.00 %
TOTAL NON-PERSONNEL COSTS		59,543	51,229	21,465	51,229	62,111	21.24 %
TOTAL FUND 101		1,922,403	2,161,506	980,240	2,161,506	2,227,557	3.06 %
4010120	89000-0	0	0	0	0	7,125	100.00 %
TOTAL NON-PERSONNEL COSTS		0	0	0	0	7,125	100.00 %
TOTAL FUND 401		0	0	0	0	7,125	100.00 %
FM-BUDGET MANAGEMENT		620,265	629,041	305,523	629,041	874,220	38.98 %
0140 FM-BUDGET MANAGEMENT		620,265	629,041	305,523	629,041	874,220	38.98 %
1010140	50000-0	441,419	445,078	194,810	445,078	453,981	2.00 %
1010140	50200-0	0	100	0	100	0	-100.00 %
1010140	50400-0	50,901	52,426	52,426	52,426	49,392	-5.79 %
1010140	50415-0	1,823	2,311	817	2,311	2,341	1.30 %
1010140	50430-0	2,356	2,401	2,401	2,401	2,451	2.08 %
1010140	50500-0	117,850	118,988	51,576	118,988	121,368	2.00 %
1010140	50900-0	0	0	0	0	237,550	100.00 %
TOTAL PERSONNEL COSTS		614,349	621,304	302,030	621,304	867,083	39.56 %
1010140	50600-0	1,184	1,500	488	1,500	1,500	0.00 %
1010140	70000-0	100	175	100	175	175	0.00 %
1010140	70200-0	0	4	0	4	4	0.00 %
1010140	70300-0	2,855	3,600	1,458	3,600	3,000	-16.67 %
1010140	70500-0	169	180	94	180	180	0.00 %
1010140	70902-0	621	621	311	621	621	0.00 %
1010140	70907-0	665	890	769	890	890	0.00 %
1010140	72700-0	322	767	273	767	767	0.00 %
TOTAL NON-PERSONNEL COSTS		5,916	7,737	3,493	7,737	7,137	-7.75 %
TOTAL FUND 101		620,265	629,041	305,523	629,041	874,220	38.98 %
FM-PURCHASING/PROPERTY MGMT		656,453	766,574	361,302	766,574	689,940	-10.00 %
0150 FM-PURCHASING/PROPERTY MGMT		656,453	766,574	361,302	766,574	689,940	-10.00 %
1010150	50000-0	448,865	527,130	203,215	527,130	497,489	-5.62 %
1010150	50100-0	10,454	12,000	5,120	12,000	12,000	0.00 %
1010150	50200-0	0	100	0	100	100	0.00 %
1010150	50400-0	96,159	104,911	104,911	104,911	93,308	-11.06 %
1010150	50415-0	1,822	2,946	802	2,946	2,996	1.70 %
1010150	50430-0	2,692	2,845	2,845	2,845	2,902	2.00 %
1010150	50500-0	82,915	90,478	32,830	90,478	66,895	-26.06 %
1010150	50900-0	0	10,214	7,806	10,214	0	-100.00 %
TOTAL PERSONNEL COSTS		642,907	750,624	357,529	750,624	675,690	-9.98 %
1010150	50600-0	240	1,000	560	1,000	700	-30.00 %
1010150	50800-0	390	300	0	300	300	0.00 %
1010150	70200-0	1,483	2,400	238	2,400	2,000	-16.67 %
1010150	70300-0	1,244	1,050	46	1,050	1,050	0.00 %
1010150	70500-0	2,568	2,700	926	2,700	2,700	0.00 %
1010150	70902-0	621	500	311	500	500	0.00 %
1010150	72600-0	616	1,500	29	1,500	500	-66.67 %
1010150	72700-0	6,384	6,500	1,663	6,500	6,500	0.00 %

**LAFAYETTE CONSOLIDATED GOVERNMENT
2023 - 2024 ADOPTED BUDGET
ANNUAL BUDGET BY DEPARTMENT**

OFFICE OF FINANCE & MANAGEMENT

CODE	EXPENDITURE	ACTUAL	CUR BUDGET	ACTUAL AT	PROJECTED	ADOPTED	ADOPTED	
		FY 21-22	FY 22-23	4/30/2023	FY 22-23	FY 23-24	VS CURRENT	
TOTAL NON-PERSONNEL COSTS		13,546	15,950	3,773	15,950	14,250	-10.66 %	
TOTAL FUND 101		656,453	766,574	361,302	766,574	689,940	-10.00 %	
FM-GENERAL ACCOUNTS		75,879,729	100,664,372	46,463,948	100,713,116	73,933,684	-26.55 %	
0170 FM-GENERAL ACCOUNTS		75,766,949	100,458,307	46,358,889	100,507,051	73,727,619	-26.61 %	
1010170	50410-0	GROUP HEALTH INS-RETIREEES	462,737	470,807	470,807	470,807	459,183	-2.47 %
1010170	76474-0	EXT APP-MERS	547,534	306,048	96,558	306,048	514,975	68.27 %
TOTAL PERSONNEL COSTS		1,010,271	776,855	567,365	776,855	974,158	25.40 %	
1010170	53010-0	AUDITING FEES-ADVISORY FEES	0	1,250	0	1,250	1,250	0.00 %
1010170	57031-0	SOFTWARE MAINTENANCE-ASSESSOR	7,718	8,106	8,017	8,106	7,859	-3.05 %
1010170	57081-0	AERIAL PHOTOGRAPHY-ASSESSOR	0	37,728	12,248	37,728	11,335	-69.96 %
1010170	57150-0	TAX REASSESSMENT NOTICE	0	0	0	0	6,252	100.00 %
1010170	67080-0	UTILITIES-STREET LIGHTING COST	2,228,691	2,210,700	676,541	2,210,700	2,049,000	-7.31 %
1010170	69010-0	CONTR SERV-800 MHZ MTC	18,752	45,000	0	45,000	45,000	0.00 %
1010170	69190-0	INVOICE TOLERANCE	0	0	254	0	0	0.00 %
1010170	70123-614	OTHER INSURANCE PREMIUMS-RM	233,028	268,004	115,676	268,004	521,070	94.43 %
1010170	70903-0	ELECTION EXPENSE	13,151	65,000	25,855	65,000	65,000	0.00 %
1010170	70907-0	CONTRACTUAL SERVICES	16,590	29,500	0	29,500	29,500	0.00 %
1010170	74000-105	INT APP-PARISH GENERAL FUND	79,571	0	0	0	0	0.00 %
1010170	74000-126	INT APP-GRANTS-FEDERAL	243,376	399,758	(2,979)	399,758	52,116	-86.96 %
1010170	74000-162	INT APP-CDBG	0	6,092	0	6,092	0	-100.00 %
1010170	74000-201	INT APP-RECREATION & PARKS	1,432,452	2,247,869	553,077	2,040,644	1,569,733	-30.17 %
1010170	74000-202	INT APP-LAF SCIENCE MUSEUM FD	628,605	525,478	358,619	570,804	547,286	4.15 %
1010170	74000-203	INT APP-TRANSIT	2,220,752	1,499,441	1,499,441	2,730,271	2,666,593	77.84 %
1010170	74000-204	INT APP-HPACC FUND	0	0	0	810,226	64,469	100.00 %
1010170	74000-206	INT APP-ANIMAL CARE	28,334	0	0	0	0	0.00 %
1010170	74000-209	INT APP-COMBINED GOLF COURSES	151,577	628,973	479,184	503,807	572,274	-9.01 %
1010170	74000-260	INT APP-ROAD & BRIDGE MAINT FD	1,990,377	0	0	0	0	0.00 %
1010170	74000-261	INT APP-DRAINAGE MAINT FUND	62,011	0	0	0	0	0.00 %
1010170	74000-263	INT APP-LIBRARY FUND	12,144	0	0	0	0	0.00 %
1010170	74000-273	INT APP-STORM WATER MGMT FUND	12,144	0	0	0	0	0.00 %
1010170	74000-297	INT APP-PARKING PROGRAM FUND	148,003	269,561	36,527	312,978	495,730	83.90 %
1010170	74000-299	INT APP-CODES & PERMITS FD	519,396	1,572,825	583,601	1,044,896	1,383,971	-12.01 %
1010170	74000-358	INT APP-12 LMTD TAX REFD BD SK	322,616	2,791,652	2,791,652	2,791,652	2,787,139	-0.16 %
1010170	74000-401	INT APP-CIP FUND	1,836,540	14,484,067	0	14,430,795	637,586	-95.60 %
1010170	74000-502	INT APP-UTILITIES SYSTEM FUND	641,639	0	0	0	0	0.00 %
1010170	74000-532	INT APP-COMM SYSTEM FD	100,869	0	0	0	0	0.00 %
1010170	74000-550	INT APP-ENVIRONMENTAL SERV FD	17,325	0	0	0	0	0.00 %
1010170	74000-602	INT APP-FIRE PENSION FUND	493,917	532,300	259,901	532,300	552,000	3.70 %
1010170	74000-603	INT APP-POLICE PENSION FD	468,022	507,100	236,387	507,100	496,000	-2.19 %
1010170	74000-605	INT APP-UNEMPLOYMENT COMP	37,643	65,000	37,643	65,000	65,000	0.00 %
1010170	74000-647	INT APP-COVID19 EMERG PREP	2,127	0	0	0	0	0.00 %
1010170	74000-648	INT APP-HURRICANE LAURA	14,671	0	0	0	0	0.00 %
1010170	74000-649	INT APP-HURRICANE DELTA	3,900	0	0	0	0	0.00 %
1010170	74000-702	INT APP-VEHICLE MAINT FD	45,658	0	0	0	0	0.00 %
1010170	76100-0	EXT APP-AOC CONTRIBUTIONS	318,233	304,231	74,505	304,231	306,250	0.66 %
1010170	76345-0	EXT APP-LAF PAR CRIM JUST COMM EXT APP-DOWNTOWN LAF	417	834	0	834	834	0.00 %
1010170	76411-0	UNLIMITED	0	55,000	0	55,000	55,000	0.00 %
1010170	76421-0	EXT APP-LEDA	0	250,000	0	250,000	125,000	-50.00 %
1010170	76530-0	EXT APP-OFFICE OF EMRG PREPARE	71,172	73,000	73,000	73,000	73,000	0.00 %

**LAFAYETTE CONSOLIDATED GOVERNMENT
2023 - 2024 ADOPTED BUDGET
ANNUAL BUDGET BY DEPARTMENT**

OFFICE OF FINANCE & MANAGEMENT

<u>CODE</u>	<u>EXPENDITURE</u>	<u>ACTUAL FY 21-22</u>	<u>CUR BUDGET FY 22-23</u>	<u>ACTUAL AT 4/30/2023</u>	<u>PROJECTED FY 22-23</u>	<u>ADOPTED FY 23-24</u>	<u>ADOPTED VS CURRENT</u>	
1010170	76730-0	EXT APP-CAJUNDOME	500,000	500,000	250,000	500,000	500,000	0.00 %
1010170	76802-0	EXT APP-LAF CONV & VISTOR COM	0	250,000	125,000	250,000	250,000	0.00 %
1010170	80770-0	MISCELLANEOUS	1,443	0	0	0	0	0.00 %
TOTAL NON-PERSONNEL COSTS		14,922,864	29,628,469	8,194,149	30,844,676	15,936,247	-46.21 %	
TOTAL FUND 101		15,933,135	30,405,324	8,761,514	31,621,531	16,910,405	-44.38 %	
1050170	50410-0	GROUP HEALTH INS-RETIREEES	33,859	52,312	52,312	52,312	52,312	0.00 %
1050170	76474-0	EXT APP-MERS	140,673	78,432	24,745	78,432	131,975	68.27 %
TOTAL PERSONNEL COSTS		174,532	130,744	77,057	130,744	184,287	40.95 %	
1050170	53060-0	SALES TAX COLLECT	37,226	40,000	15,164	40,000	40,000	0.00 %
1050170	54031-0	ALCOHOL PERMIT ENFORCE-SHERIFF	3,404	3,355	2,618	3,355	3,719	10.85 %
1050170	54073-0	SECURITY-CITY HALL	25,414	44,450	0	44,450	0	-100.00 %
1050170	57031-0	SOFTWARE MAINTENANCE-ASSESSOR	80,531	84,000	83,087	84,000	88,000	4.76 %
1050170	57081-0	AERIAL PHOTOGRAPHY-ASSESSOR	0	391,000	126,930	391,000	126,931	-67.54 %
1050170	57150-0	TAX REASSESSMENT NOTICE	0	0	0	0	70,000	100.00 %
1050170	67080-0	UTILITIES-STREET LIGHTING COST	47,722	40,000	14,887	40,000	40,000	0.00 %
1050170	70123-614	OTHER INSURANCE PREMIUMS-RM	0	0	0	0	160	100.00 %
1050170	70903-0	ELECTION EXPENSE	0	49,636	0	49,636	49,636	0.00 %
1050170	74000-101	INT APP-CITY GENERAL FUND	3,711,440	3,837,379	1,783,705	4,344,417	3,739,216	-2.56 %
1050170	74000-127	INT APP-GRANTS-STATE	1,999,850	0	0	0	0	0.00 %
1050170	74000-241	INT APP-PAR PARKS & REC FD	51,000	0	0	0	11,680	100.00 %
1050170	74000-267	INT APP-WAR MEMORIAL FUND	370,265	286,742	125,757	286,742	325,367	13.47 %
1050170	74000-270	INT APP-CORONER'S FUND	693,617	814,835	338,652	890,638	813,519	-0.16 %
1050170	74000-279	INT APP-PARWIDE FIRE PROTECT	0	0	0	0	319,438	100.00 %
1050170	74000-296	INT APP-BUCHANAN GARAGE FD	0	249,889	21,533	170,672	159,157	-36.31 %
1050170	74000-401	INT APP-CIP FUND	249,429	60,856	28,674	57,051	728,364	1,096.86 %
1050170	74000-647	INT APP-COVID19 EMERG PREP	532	0	0	0	0	0.00 %
1050170	74000-648	INT APP-HURRICANE LAURA	12,498	0	0	0	0	0.00 %
1050170	74000-649	INT APP-HURRICANE DELTA	975	0	0	0	0	0.00 %
1050170	74000-652	INT APP-HURRICAN IDA	1,702	0	0	0	0	0.00 %
1050170	76100-0	EXT APP-AOC CONTRIBUTIONS	157,534	227,659	37,003	227,659	157,500	-30.82 %
1050170	76345-0	EXT APP-LAF PAR CRIM JUST COMM	417	834	0	834	834	0.00 %
1050170	76370-0	EXT APP-LAF PAR SVC OFFICER	41,826	41,827	24,399	41,827	41,827	0.00 %
1050170	76530-0	EXT APP-OFFICE OF EMRG PREPARE	71,172	73,000	73,000	73,000	73,000	0.00 %
1050170	76790-0	EXT APP-SHERIFF REIMB	41,072	45,000	9,282	45,000	45,000	0.00 %
1050170	80420-0	TAX DEDUCTIONS-RETIREMENT	152,572	157,201	164,692	164,692	174,117	10.76 %
TOTAL NON-PERSONNEL COSTS		7,750,198	6,447,663	2,849,383	6,954,973	7,007,465	8.68 %	
TOTAL FUND 105		7,924,730	6,578,407	2,926,440	7,085,717	7,191,752	9.32 %	
1260170	74000-204	INT APP-HPACC FUND	309,088	0	0	0	0	0.00 %
1260170	74000-205	INT APP-HPACC RESERVE FD	247,982	0	0	0	0	0.00 %
TOTAL NON-PERSONNEL COSTS		557,070	0	0	0	0	0.00 %	
TOTAL FUND 126		557,070	0	0	0	0	0.00 %	
1280170	74000-260	INT APP-ROAD & BRIDGE MAINT FD	381	(381)	0	(381)	0	-100.00 %
1280170	74000-401	INT APP-CIP FUND	20,161	(20,161)	0	(20,161)	0	-100.00 %
TOTAL NON-PERSONNEL COSTS		20,542	(20,542)	0	(20,542)	0	-100.00 %	
TOTAL FUND 128		20,542	(20,542)	0	(20,542)	0	-100.00 %	
1620170	74000-645	INT APP-2016 AUGUST FLOOD FUND	17,922	264,600	0	264,600	0	-100.00 %

**LAFAYETTE CONSOLIDATED GOVERNMENT
2023 - 2024 ADOPTED BUDGET
ANNUAL BUDGET BY DEPARTMENT**

OFFICE OF FINANCE & MANAGEMENT

<u>CODE</u>	<u>EXPENDITURE</u>	<u>ACTUAL FY 21-22</u>	<u>CUR BUDGET FY 22-23</u>	<u>ACTUAL AT 4/30/2023</u>	<u>PROJECTED FY 22-23</u>	<u>ADOPTED FY 23-24</u>	<u>ADOPTED VS CURRENT</u>
TOTAL NON-PERSONNEL COSTS		17,922	264,600	0	264,600	0	-100.00 %
TOTAL FUND 162		17,922	264,600	0	264,600	0	-100.00 %
1630170	77063-0 RESERVE-CARRY FORWARD BP	0	(28,661)	0	(28,661)	0	-100.00 %
TOTAL NON-PERSONNEL COSTS		0	(28,661)	0	(28,661)	0	-100.00 %
TOTAL FUND 163		0	(28,661)	0	(28,661)	0	-100.00 %
1870170	74000-203 INT APP-TRANSIT	150,000	0	0	0	0	0.00 %
TOTAL NON-PERSONNEL COSTS		150,000	0	0	0	0	0.00 %
TOTAL FUND 187		150,000	0	0	0	0	0.00 %
2010170	76474-0 EXT APP-MERS	77,965	42,560	13,428	42,560	71,614	68.27 %
TOTAL PERSONNEL COSTS		77,965	42,560	13,428	42,560	71,614	68.27 %
2010170	57031-0 SOFTWARE MAINTENANCE-ASSESSOR	925	956	946	956	1,007	5.33 %
2010170	57081-0 AERIAL PHOTOGRAPHY-ASSESSOR	0	4,452	1,445	4,452	1,453	-67.36 %
2010170	57150-0 TAX REASSESSMENT NOTICE	0	0	0	0	801	100.00 %
TOTAL NON-PERSONNEL COSTS		925	5,408	2,391	5,408	3,261	-39.70 %
TOTAL FUND 201		78,890	47,968	15,819	47,968	74,875	56.09 %
2020170	76474-0 EXT APP-MERS	0	0	0	0	3,500	100.00 %
TOTAL PERSONNEL COSTS		0	0	0	0	3,500	100.00 %
TOTAL FUND 202		0	0	0	0	3,500	100.00 %
2030170	76474-0 EXT APP-MERS	54,796	29,920	9,440	29,920	50,346	68.27 %
TOTAL PERSONNEL COSTS		54,796	29,920	9,440	29,920	50,346	68.27 %
TOTAL FUND 203		54,796	29,920	9,440	29,920	50,346	68.27 %
2040170	76474-0 EXT APP-MERS	6,837	3,680	1,161	3,680	6,193	68.29 %
TOTAL PERSONNEL COSTS		6,837	3,680	1,161	3,680	6,193	68.29 %
2040170	74000-101 INT APP-CITY GENERAL FUND	240,734	247,235	0	247,235	0	-100.00 %
TOTAL NON-PERSONNEL COSTS		240,734	247,235	0	247,235	0	-100.00 %
TOTAL FUND 204		247,571	250,915	1,161	250,915	6,193	-97.53 %
2060170	76474-0 EXT APP-MERS	51,426	28,000	8,834	28,000	47,115	68.27 %
TOTAL PERSONNEL COSTS		51,426	28,000	8,834	28,000	47,115	68.27 %
2060170	74000-128 INT APP-GRANTS-OTHER	0	13,000	0	13,000	0	-100.00 %
TOTAL NON-PERSONNEL COSTS		0	13,000	0	13,000	0	-100.00 %
TOTAL FUND 206		51,426	41,000	8,834	41,000	47,115	14.91 %
2090170	76474-0 EXT APP-MERS	45,172	24,640	7,774	24,640	41,461	68.27 %
TOTAL PERSONNEL COSTS		45,172	24,640	7,774	24,640	41,461	68.27 %
TOTAL FUND 209		45,172	24,640	7,774	24,640	41,461	68.27 %
2110170	74000-209 INT APP-COMBINED GOLF COURSES	0	0	0	0	705,267	100.00 %
2110170	77060-0 RESERVE-CAPITAL	0	0	0	0	361,500	100.00 %
TOTAL NON-PERSONNEL COSTS		0	0	0	0	1,066,767	100.00 %
TOTAL FUND 211		0	0	0	0	1,066,767	100.00 %

**LAFAYETTE CONSOLIDATED GOVERNMENT
2023 - 2024 ADOPTED BUDGET
ANNUAL BUDGET BY DEPARTMENT**

OFFICE OF FINANCE & MANAGEMENT

<u>CODE</u>			<u>ACTUAL</u>	<u>CUR BUDGET</u>	<u>ACTUAL AT</u>	<u>PROJECTED</u>	<u>ADOPTED</u>	<u>ADOPTED</u>
<u>EXPENDITURE</u>			<u>FY 21-22</u>	<u>FY 22-23</u>	<u>4/30/2023</u>	<u>FY 22-23</u>	<u>FY 23-24</u>	<u>VS</u>
								<u>CURRENT</u>
2150170	70907-0	CONTRACTUAL SERVICES	294,309	400,000	125,271	365,971	400,000	0.00 %
2150170	74000-401	INT APP-CIP FUND	33,863	97,852	(31,752)	262,976	261,977	167.73 %
TOTAL NON-PERSONNEL COSTS			328,172	497,852	93,519	628,947	661,977	32.97 %
TOTAL FUND 215			328,172	497,852	93,519	628,947	661,977	32.97 %
2220170	70907-0	CONTRACTUAL SERVICES	246,920	400,000	101,983	348,387	400,000	0.00 %
2220170	74000-401	INT APP-CIP FUND	59,012	84,837	(16,815)	185,638	185,638	118.82 %
TOTAL NON-PERSONNEL COSTS			305,932	484,837	85,168	534,025	585,638	20.79 %
TOTAL FUND 222			305,932	484,837	85,168	534,025	585,638	20.79 %
2260170	53060-0	SALES TAX COLLECT	8,068	58,242	3,562	58,242	16,500	-71.67 %
2260170	70907-0	CONTRACTUAL SERVICES	1,199,629	4,257,346	420,000	4,257,346	2,393,400	-43.78 %
TOTAL NON-PERSONNEL COSTS			1,207,697	4,315,588	423,562	4,315,588	2,409,900	-44.16 %
TOTAL FUND 226			1,207,697	4,315,588	423,562	4,315,588	2,409,900	-44.16 %
2270170	80770-0	MISCELLANEOUS	633,590	0	0	0	0	0.00 %
TOTAL NON-PERSONNEL COSTS			633,590	0	0	0	0	0.00 %
TOTAL FUND 227			633,590	0	0	0	0	0.00 %
2280170	80770-0	MISCELLANEOUS	585,104	0	0	0	0	0.00 %
TOTAL NON-PERSONNEL COSTS			585,104	0	0	0	0	0.00 %
TOTAL FUND 228			585,104	0	0	0	0	0.00 %
2290170	80770-0	MISCELLANEOUS	5,586	0	0	0	0	0.00 %
TOTAL NON-PERSONNEL COSTS			5,586	0	0	0	0	0.00 %
TOTAL FUND 229			5,586	0	0	0	0	0.00 %
2300170	80770-0	MISCELLANEOUS	548,468	0	0	0	0	0.00 %
TOTAL NON-PERSONNEL COSTS			548,468	0	0	0	0	0.00 %
TOTAL FUND 230			548,468	0	0	0	0	0.00 %
2310170	80770-0	MISCELLANEOUS	38,977	0	0	0	0	0.00 %
TOTAL NON-PERSONNEL COSTS			38,977	0	0	0	0	0.00 %
TOTAL FUND 231			38,977	0	0	0	0	0.00 %
2590170	57031-0	SOFTWARE MAINTENANCE-ASSESSOR	0	0	0	0	677	100.00 %
2590170	57081-0	AERIAL PHOTOGRAPHY-ASSESSOR	0	0	0	0	976	100.00 %
2590170	57150-0	TAX REASSESSMENT NOTICE	0	0	0	0	538	100.00 %
TOTAL NON-PERSONNEL COSTS			0	0	0	0	2,191	100.00 %
TOTAL FUND 259			0	0	0	0	2,191	100.00 %
2600170	76474-0	EXT APP-MERS	108,554	59,200	18,678	59,200	99,614	68.27 %
TOTAL PERSONNEL COSTS			108,554	59,200	18,678	59,200	99,614	68.27 %
2600170	57031-0	SOFTWARE MAINTENANCE-ASSESSOR	3,706	3,857	3,815	3,857	4,052	5.06 %
2600170	57081-0	AERIAL PHOTOGRAPHY-ASSESSOR	0	17,952	5,828	17,952	5,844	-67.45 %
2600170	57150-0	TAX REASSESSMENT NOTICE	0	0	0	0	3,223	100.00 %
2600170	74000-101	INT APP-CITY GENERAL FUND	529,294	593,174	276,316	593,174	637,737	7.51 %
2600170	74000-189	INT APP-LA DOTD MPO GRANTS	148,977	99,016	0	99,016	0	-100.00 %
2600170	74000-259	INT APP-STRT,ROAD & ALLEY FD	8,460	0	0	0	0	0.00 %
2600170	74000-401	INT APP-CIP FUND	344,592	547,113	262,148	547,113	581,891	6.36 %

**LAFAYETTE CONSOLIDATED GOVERNMENT
2023 - 2024 ADOPTED BUDGET
ANNUAL BUDGET BY DEPARTMENT**

OFFICE OF FINANCE & MANAGEMENT

CODE	EXPENDITURE	ACTUAL	CUR BUDGET	ACTUAL AT	PROJECTED	ADOPTED	ADOPTED
		FY 21-22	FY 22-23	4/30/2023	FY 22-23	FY 23-24	VS CURRENT
TOTAL NON-PERSONNEL COSTS		1,035,029	1,261,112	548,107	1,261,112	1,232,747	-2.25 %
TOTAL FUND 260		1,143,583	1,320,312	566,785	1,320,312	1,332,361	0.91 %
2610170	76474-0 EXT APP-MERS	112,345	61,280	19,334	61,280	103,114	68.27 %
TOTAL PERSONNEL COSTS		112,345	61,280	19,334	61,280	103,114	68.27 %
2610170	57031-0 SOFTWARE MAINTENANCE-ASSESSOR	2,919	3,038	3,005	3,038	3,192	5.07 %
2610170	57081-0 AERIAL PHOTOGRAPHY-ASSESSOR	0	14,140	4,590	14,140	4,604	-67.44 %
2610170	57150-0 TAX REASSESSMENT NOTICE	0	0	0	0	2,539	100.00 %
2610170	70903-0 ELECTION EXPENSE	8,977	0	0	0	0	0.00 %
2610170	74000-126 INT APP-GRANTS-FEDERAL	89,269	92,740	(8,612)	92,740	0	-100.00 %
2610170	74000-127 INT APP-GRANTS-STATE	1,066,667	0	0	0	0	0.00 %
2610170	74000-162 INT APP-CDBG	0	870,438	0	870,438	0	-100.00 %
2610170	74000-401 INT APP-CIP FUND	344,592	547,113	262,148	547,113	581,891	6.36 %
TOTAL NON-PERSONNEL COSTS		1,512,424	1,527,469	261,131	1,527,469	592,226	-61.23 %
TOTAL FUND 261		1,624,769	1,588,749	280,465	1,588,749	695,340	-56.23 %
2620170	57031-0 SOFTWARE MAINTENANCE-ASSESSOR	1,802	1,875	1,855	1,875	1,970	5.07 %
2620170	57081-0 AERIAL PHOTOGRAPHY-ASSESSOR	0	8,729	2,834	8,729	2,842	-67.44 %
2620170	57150-0 TAX REASSESSMENT NOTICE	0	0	0	0	1,567	100.00 %
TOTAL NON-PERSONNEL COSTS		1,802	10,604	4,689	10,604	6,379	-39.84 %
TOTAL FUND 262		1,802	10,604	4,689	10,604	6,379	-39.84 %
2630170	76474-0 EXT APP-MERS	22,003	12,000	3,786	12,000	20,192	68.27 %
TOTAL PERSONNEL COSTS		22,003	12,000	3,786	12,000	20,192	68.27 %
2630170	70903-0 ELECTION EXPENSE	8,977	0	0	0	0	0.00 %
TOTAL NON-PERSONNEL COSTS		8,977	0	0	0	0	0.00 %
TOTAL FUND 263		30,980	12,000	3,786	12,000	20,192	68.27 %
2640170	57031-0 SOFTWARE MAINTENANCE-ASSESSOR	2,047	2,130	2,107	2,130	2,238	5.07 %
2640170	57081-0 AERIAL PHOTOGRAPHY-ASSESSOR	0	9,914	3,219	9,914	3,228	-67.44 %
2640170	57150-0 TAX REASSESSMENT NOTICE	0	0	0	0	1,780	100.00 %
2640170	74000-101 INT APP-CITY GENERAL FUND	93,806	110,547	49,775	110,547	116,266	5.17 %
2640170	74000-262 INT APP-CORRECTIONAL CENTER FD	2,789,059	6,282,518	551,182	5,855,118	2,335,893	-62.82 %
TOTAL NON-PERSONNEL COSTS		2,884,912	6,405,109	606,283	5,977,709	2,459,405	-61.60 %
TOTAL FUND 264		2,884,912	6,405,109	606,283	5,977,709	2,459,405	-61.60 %
2650170	57031-0 SOFTWARE MAINTENANCE-ASSESSOR	1,019	1,060	1,049	1,060	1,114	5.09 %
2650170	57081-0 AERIAL PHOTOGRAPHY-ASSESSOR	0	4,937	1,603	4,937	1,607	-67.45 %
2650170	57150-0 TAX REASSESSMENT NOTICE	0	0	0	0	886	100.00 %
2650170	76345-0 EXT APP-LAF PAR CRIM JUST COMM	416	832	0	832	832	0.00 %
TOTAL NON-PERSONNEL COSTS		1,435	6,829	2,652	6,829	4,439	-35.00 %
TOTAL FUND 265		1,435	6,829	2,652	6,829	4,439	-35.00 %
2690170	57031-0 SOFTWARE MAINTENANCE-ASSESSOR	1,802	1,680	1,662	1,680	1,765	5.06 %
2690170	57081-0 AERIAL PHOTOGRAPHY-ASSESSOR	0	7,821	2,539	7,821	2,546	-67.45 %
2690170	57150-0 TAX REASSESSMENT NOTICE	0	0	0	0	1,404	100.00 %
2690170	74000-206 INT APP-ANIMAL CARE	1,993,560	1,983,041	1,983,041	2,547,447	2,029,695	2.35 %
2690170	74000-266 INT APP-PUBLIC HEALTH UNIT	305,405	1,211,501	1,211,501	413,072	1,307,176	7.90 %
2690170	74000-271 INT APP-MOSQUITO AB & CONTR	1,219,005	916,841	916,841	916,841	995,291	8.56 %
2690170	80420-0 TAX DEDUCTIONS-RETIREMENT	157,574	162,939	171,194	171,194	181,338	11.29 %

**LAFAYETTE CONSOLIDATED GOVERNMENT
2023 - 2024 ADOPTED BUDGET
ANNUAL BUDGET BY DEPARTMENT**

OFFICE OF FINANCE & MANAGEMENT

<u>CODE</u>	<u>EXPENDITURE</u>	<u>ACTUAL FY 21-22</u>	<u>CUR BUDGET FY 22-23</u>	<u>ACTUAL AT 4/30/2023</u>	<u>PROJECTED FY 22-23</u>	<u>ADOPTED FY 23-24</u>	<u>ADOPTED VS CURRENT</u>
TOTAL NON-PERSONNEL COSTS		3,677,346	4,283,823	4,286,778	4,058,055	4,519,215	5.49 %
TOTAL FUND 269		3,677,346	4,283,823	4,286,778	4,058,055	4,519,215	5.49 %
2730170	76474-0 EXT APP-MERS	22,003	12,000	3,786	12,000	20,192	68.27 %
TOTAL PERSONNEL COSTS		22,003	12,000	3,786	12,000	20,192	68.27 %
2730170	57031-0 SOFTWARE MAINTENANCE-ASSESSOR	962	1,001	990	1,001	1,052	5.09 %
2730170	57081-0 AERIAL PHOTOGRAPHY-ASSESSOR	0	4,661	1,513	4,661	1,517	-67.45 %
2730170	57150-0 TAX REASSESSMENT NOTICE	0	0	0	0	837	100.00 %
2730170	74000-127 INT APP-GRANTS-STATE	800,000	0	0	0	0	0.00 %
TOTAL NON-PERSONNEL COSTS		800,962	5,662	2,503	5,662	3,406	-39.84 %
TOTAL FUND 273		822,965	17,662	6,289	17,662	23,598	33.61 %
2750170	74000-126 INT APP-GRANTS-FEDERAL	0	705,696	0	705,696	0	-100.00 %
2750170	74000-127 INT APP-GRANTS-STATE	2,000,000	0	0	0	0	0.00 %
TOTAL NON-PERSONNEL COSTS		2,000,000	705,696	0	705,696	0	-100.00 %
TOTAL FUND 275		2,000,000	705,696	0	705,696	0	-100.00 %
2780170	74000-101 INT APP-CITY GENERAL FUND	928,039	4,399,597	0	4,399,597	3,536,541	-19.62 %
TOTAL NON-PERSONNEL COSTS		928,039	4,399,597	0	4,399,597	3,536,541	-19.62 %
TOTAL FUND 278		928,039	4,399,597	0	4,399,597	3,536,541	-19.62 %
2790170	57031-0 SOFTWARE MAINTENANCE-ASSESSOR	143	344	340	344	361	4.94 %
2790170	57081-0 AERIAL PHOTOGRAPHY-ASSESSOR	0	1,600	519	1,600	521	-67.44 %
2790170	57150-0 TAX REASSESSMENT NOTICE	0	0	0	0	287	100.00 %
2790170	70903-0 ELECTION EXPENSE	8,977	0	0	0	0	0.00 %
TOTAL NON-PERSONNEL COSTS		9,120	1,944	859	1,944	1,169	-39.87 %
TOTAL FUND 279		9,120	1,944	859	1,944	1,169	-39.87 %
2960170	76474-0 EXT APP-MERS	0	2,245	708	2,245	3,778	68.29 %
TOTAL PERSONNEL COSTS		0	2,245	708	2,245	3,778	68.29 %
TOTAL FUND 296		0	2,245	708	2,245	3,778	68.29 %
2970170	76474-0 EXT APP-MERS	17,790	7,515	2,371	7,515	12,646	68.28 %
TOTAL PERSONNEL COSTS		17,790	7,515	2,371	7,515	12,646	68.28 %
2970170	74000-296 INT APP-BUCHANAN GARAGE FD	1,362	0	0	0	0	0.00 %
TOTAL NON-PERSONNEL COSTS		1,362	0	0	0	0	0.00 %
TOTAL FUND 297		19,152	7,515	2,371	7,515	12,646	68.28 %
2990170	76474-0 EXT APP-MERS	123,719	67,520	21,302	67,520	113,614	68.27 %
TOTAL PERSONNEL COSTS		123,719	67,520	21,302	67,520	113,614	68.27 %
2990170	74000-127 INT APP-GRANTS-STATE	0	1	0	1	0	-100.00 %
2990170	74000-606 INT APP-CODES RETIREMENT FD	0	6,028	0	6,028	0	-100.00 %
TOTAL NON-PERSONNEL COSTS		0	6,029	0	6,029	0	-100.00 %
TOTAL FUND 299		123,719	73,549	21,302	73,549	113,614	54.47 %
3520170	51020-0 BONDS COST OF ISSUANCE	14	67,652	0	67,652	0	-100.00 %
3520170	53050-0 PAYING AGENT FEES	43,081	60,000	22,892	60,000	60,000	0.00 %
3520170	74000-215 INT APP-61 S T TRUST FUND	0	4,884	0	147,361	0	-100.00 %
3520170	74000-401 INT APP-CIP FUND	179,143	0	0	0	0	0.00 %

**LAFAYETTE CONSOLIDATED GOVERNMENT
2023 - 2024 ADOPTED BUDGET
ANNUAL BUDGET BY DEPARTMENT**

OFFICE OF FINANCE & MANAGEMENT

CODE	EXPENDITURE	ACTUAL	CUR BUDGET	ACTUAL AT	PROJECTED	ADOPTED	ADOPTED VS	
		FY 21-22	FY 22-23	4/30/2023	FY 22-23	FY 23-24	CURRENT	
3520170	78555-0	DEBT SERVICE-PRINCIPAL	8,645,000	8,915,000	8,915,000	8,915,000	9,315,000	4.49 %
3520170	78556-0	DEBT SERVICE-INTEREST	4,405,743	4,021,022	2,107,199	4,021,022	3,641,137	-9.45 %
TOTAL NON-PERSONNEL COSTS			13,272,981	13,068,558	11,045,091	13,211,035	13,016,137	-0.40 %
TOTAL FUND 352			13,272,981	13,068,558	11,045,091	13,211,035	13,016,137	-0.40 %
3530170	74000-215	INT APP-61 S T TRUST FUND	33,863	92,000	(31,752)	74,547	74,547	-18.97 %
3530170	74000-352	INT APP-61 ST BOND SINKING FD	220,597	0	0	0	0	0.00 %
TOTAL NON-PERSONNEL COSTS			254,460	92,000	(31,752)	74,547	74,547	-18.97 %
TOTAL FUND 353			254,460	92,000	(31,752)	74,547	74,547	-18.97 %
3540170	51020-0	BONDS COST OF ISSUANCE	0	23,818	0	23,818	0	-100.00 %
3540170	53050-0	PAYING AGENT FEES	36,764	45,000	20,678	45,000	45,000	0.00 %
3540170	74000-222	INT APP-85 S T TRUST FUND	0	0	0	109,497	109,497	100.00 %
3540170	74000-355	INT APP-85 ST BOND RESERVE FD	125,303	0	0	0	0	0.00 %
3540170	78555-0	DEBT SERVICE-PRINCIPAL	7,040,000	7,425,000	7,425,000	7,425,000	5,885,000	-20.74 %
3540170	78556-0	DEBT SERVICE-INTEREST	3,901,838	3,557,273	1,864,116	3,557,273	3,283,097	-7.71 %
TOTAL NON-PERSONNEL COSTS			11,103,905	11,051,091	9,309,794	11,160,588	9,322,594	-15.64 %
TOTAL FUND 354			11,103,905	11,051,091	9,309,794	11,160,588	9,322,594	-15.64 %
3550170	74000-222	INT APP-85 S T TRUST FUND	59,012	80,000	(16,815)	43,029	43,029	-46.21 %
TOTAL NON-PERSONNEL COSTS			59,012	80,000	(16,815)	43,029	43,029	-46.21 %
TOTAL FUND 355			59,012	80,000	(16,815)	43,029	43,029	-46.21 %
3560170	51020-0	BONDS COST OF ISSUANCE	0	168,227	0	168,227	0	-100.00 %
3560170	53050-0	PAYING AGENT FEES	3,172	5,000	1,000	5,000	5,000	0.00 %
3560170	78555-0	DEBT SERVICE-PRINCIPAL	3,560,000	3,740,000	3,740,000	3,740,000	3,910,000	4.55 %
3560170	78556-0	DEBT SERVICE-INTEREST	1,377,325	1,221,150	650,588	1,221,150	1,059,950	-13.20 %
3560170	80420-0	TAX DEDUCTIONS-RETIREMENT	147,230	164,585	159,955	164,585	169,432	2.94 %
TOTAL NON-PERSONNEL COSTS			5,087,727	5,298,962	4,551,543	5,298,962	5,144,382	-2.92 %
TOTAL FUND 356			5,087,727	5,298,962	4,551,543	5,298,962	5,144,382	-2.92 %
3570170	78555-0	DEBT SERVICE-PRINCIPAL	445,000	465,000	465,000	465,000	485,000	4.30 %
3570170	78556-0	DEBT SERVICE-INTEREST	80,756	64,149	36,318	64,149	46,812	-27.03 %
TOTAL NON-PERSONNEL COSTS			525,756	529,149	501,318	529,149	531,812	0.50 %
TOTAL FUND 357			525,756	529,149	501,318	529,149	531,812	0.50 %
3580170	51020-0	BONDS COST OF ISSUANCE	0	8,313	0	8,313	0	-100.00 %
3580170	53050-0	PAYING AGENT FEES	3,600	2,600	1,000	2,600	2,600	0.00 %
3580170	78555-0	DEBT SERVICE-PRINCIPAL	0	2,475,000	2,475,000	2,475,000	2,485,000	0.40 %
3580170	78556-0	DEBT SERVICE-INTEREST	322,616	316,652	161,308	316,652	302,139	-4.58 %
TOTAL NON-PERSONNEL COSTS			326,216	2,802,565	2,637,308	2,802,565	2,789,739	-0.46 %
TOTAL FUND 358			326,216	2,802,565	2,637,308	2,802,565	2,789,739	-0.46 %
4010170	76474-0	EXT APP-MERS	114,095	62,240	19,637	62,240	104,729	68.27 %
TOTAL PERSONNEL COSTS			114,095	62,240	19,637	62,240	104,729	68.27 %
4010170	51000-0	ADMINISTRATIVE COST	163,081	647,149	17,015	178,707	210,000	-67.55 %
4010170	52000-0	LEGAL FEES	0	20,000	0	20,000	20,000	0.00 %
4010170	74000-101	INT APP-CITY GENERAL FUND	404,270	460,497	219,275	460,497	477,315	3.65 %
4010170	74000-126	INT APP-GRANTS-FEDERAL	7,608	65,673	13,495	56,652	0	-100.00 %
4010170	74000-127	INT APP-GRANTS-STATE	486,761	306,057	(1,993)	306,057	0	-100.00 %

**LAFAYETTE CONSOLIDATED GOVERNMENT
2023 - 2024 ADOPTED BUDGET
ANNUAL BUDGET BY DEPARTMENT**

OFFICE OF FINANCE & MANAGEMENT

<u>CODE</u>	<u>EXPENDITURE</u>	<u>ACTUAL FY 21-22</u>	<u>CUR BUDGET FY 22-23</u>	<u>ACTUAL AT 4/30/2023</u>	<u>PROJECTED FY 22-23</u>	<u>ADOPTED FY 23-24</u>	<u>ADOPTED VS CURRENT</u>
4010170	74000-187 INT APP-FTA CAPITAL	35,226	1,619,911	(34,244)	1,285,936	0	-100.00 %
4010170	74000-189 INT APP-LA DOTD MPO GRANTS	8,081	919,729	(8,081)	331,729	0	-100.00 %
4010170	74000-354 INT APP-85 ST BOND SINKING FD	92,653	0	0	0	0	0.00 %
4010170	74000-357 INT APP-2011 CERT/INDEBT-HFARM	120,128	0	0	0	0	0.00 %
4010170	74000-645 INT APP-2016 AUGUST FLOOD FUND	0	30,984	0	30,984	0	-100.00 %
4010170	89000-0 CAPITAL OUTLAY	100,000	100,000	0	100,000	100,000	0.00 %
TOTAL NON-PERSONNEL COSTS		1,417,808	4,170,000	205,467	2,770,562	807,315	-80.64 %
TOTAL FUND 401		1,531,903	4,232,240	225,104	2,832,802	912,044	-78.45 %
5500170	76474-0 EXT APP-MERS	31,465	17,120	5,401	17,120	28,808	68.27 %
5500170	78200-0 PENSION PAYMENTS	(142,261)	0	0	0	0	0.00 %
TOTAL PERSONNEL COSTS		(110,796)	17,120	5,401	17,120	28,808	68.27 %
5500170	74000-128 INT APP-GRANTS-OTHER	0	4,000	0	4,000	0	-100.00 %
5500170	80780-0 OPEB EXPENSE	7,719	0	0	0	0	0.00 %
TOTAL NON-PERSONNEL COSTS		7,719	4,000	0	4,000	0	-100.00 %
TOTAL FUND 550		(103,077)	21,120	5,401	21,120	28,808	36.40 %
6070170	76474-0 EXT APP-MERS	8,458	4,640	1,464	4,640	7,808	68.28 %
TOTAL PERSONNEL COSTS		8,458	4,640	1,464	4,640	7,808	68.28 %
6070170	74000-101 INT APP-CITY GENERAL FUND	1,614,376	0	0	0	0	0.00 %
TOTAL NON-PERSONNEL COSTS		1,614,376	0	0	0	0	0.00 %
TOTAL FUND 607		1,622,834	4,640	1,464	4,640	7,808	68.28 %
6510170	74000-751 INT APP-MEGAHERTZ RAD MGMT FD	0	1,500,000	0	1,500,000	0	-100.00 %
6510170	77063-0 RESERVE-CARRY FORWARD BP	0	5,380	0	5,380	0	-100.00 %
TOTAL NON-PERSONNEL COSTS		0	1,505,380	0	1,505,380	0	-100.00 %
TOTAL FUND 651		0	1,505,380	0	1,505,380	0	-100.00 %
7020170	76474-0 EXT APP-MERS	82,630	45,120	14,235	45,120	75,922	68.27 %
TOTAL PERSONNEL COSTS		82,630	45,120	14,235	45,120	75,922	68.27 %
TOTAL FUND 702		82,630	45,120	14,235	45,120	75,922	68.27 %
0171 FM-GENERAL ACCOUNTS-OTHER		112,780	206,065	105,059	206,065	206,065	0.00 %
1010171	57060-0 ANNUAL REPORT	0	15,000	0	15,000	15,000	0.00 %
1010171	57200-0 GOVERNMENTAL RELATIONS	50,000	67,700	27,500	67,700	67,700	0.00 %
1010171	70000-0 DUES & LICENSES	27,132	27,500	17,780	27,500	27,500	0.00 %
1010171	70755-0 TOURISM-LMA CONVENTION	5,532	0	43,106	0	0	0.00 %
1010171	70902-0 DUPLICATING EQUIPMENT EXPENSES	831	32,836	1,236	32,836	32,836	0.00 %
1010171	70907-0 CONTRACTUAL SERVICES	0	13,409	0	13,409	13,409	0.00 %
TOTAL NON-PERSONNEL COSTS		83,495	156,445	89,622	156,445	156,445	0.00 %
TOTAL FUND 101		83,495	156,445	89,622	156,445	156,445	0.00 %
1050171	57200-0 GOVERNMENTAL RELATIONS	0	17,500	0	17,500	17,500	0.00 %
1050171	70000-0 DUES & LICENSES	21,114	17,000	12,000	17,000	17,000	0.00 %
1050171	70300-0 PRINTING & BINDING	0	795	0	795	795	0.00 %
1050171	70408-0 PUB & REC-JURY POOL TOURISM-	8,171	10,400	3,437	10,400	10,400	0.00 %
1050171	70725-0 CONVENT'NS/CONFERENCES	0	3,925	0	3,925	3,925	0.00 %
TOTAL NON-PERSONNEL COSTS		29,285	49,620	15,437	49,620	49,620	0.00 %

**LAFAYETTE CONSOLIDATED GOVERNMENT
2023 - 2024 ADOPTED BUDGET
ANNUAL BUDGET BY DEPARTMENT**

OFFICE OF FINANCE & MANAGEMENT

CODE	EXPENDITURE	ACTUAL	CUR BUDGET	ACTUAL AT	PROJECTED	ADOPTED	ADOPTED
		FY 21-22	FY 22-23	4/30/2023	FY 22-23	FY 23-24	VS CURRENT
TOTAL FUND 105		29,285	49,620	15,437	49,620	49,620	0.00 %
FM-RISK MANAGEMENT & GROUP INSURANCE		33,130,484	40,444,628	18,511,874	38,284,334	39,422,084	-2.53 %
2180 FM-RISK MANAGEMENT		12,388,752	12,554,108	8,080,294	10,393,814	11,355,283	-9.55 %
1012180	50000-0 PERSONNEL SALARIES	176,058	215,681	79,554	215,681	216,606	0.43 %
1012180	50100-0 TEMPORARY EMPLOYEES	12,286	500	0	500	500	0.00 %
1012180	50200-0 OVERTIME	2,618	3,570	1,790	3,570	3,570	0.00 %
1012180	50400-0 GROUP HEALTH INSURANCE	16,929	29,119	29,119	29,119	27,434	-5.79 %
1012180	50415-0 GROUP LIFE INSURANCE	736	1,122	326	1,122	1,117	-0.45 %
1012180	50430-0 WORKERS COMP INSURANCE	953	1,165	1,165	1,165	1,171	0.52 %
1012180	50500-0 RETIREMENT/MEDICARE TAX	39,035	44,141	15,361	44,141	38,970	-11.71 %
1012180	50900-0 ACCRUED SICK/ANNUAL LEAVE	7,518	0	0	0	0	0.00 %
TOTAL PERSONNEL COSTS		256,133	295,298	127,315	295,298	289,368	-2.01 %
1012180	50600-0 TRAINING OF PERSONNEL	2,143	1,500	1,161	1,500	1,500	0.00 %
1012180	50800-0 UNIFORMS	0	228	0	228	228	0.00 %
1012180	70000-0 DUES & LICENSES	925	1,400	910	1,400	1,400	0.00 %
1012180	70200-0 POSTAGE/SHIPPING CHARGES	1,407	600	323	600	600	0.00 %
1012180	70300-0 PRINTING & BINDING	0	302	123	302	302	0.00 %
1012180	70400-0 PUBLICATION & RECORDATION	0	650	0	650	650	0.00 %
1012180	70500-0 TELECOMMUNICATIONS	3,059	3,060	1,198	3,060	3,060	0.00 %
1012180	70902-0 DUPLICATING EQUIPMENT EXPENSES	1,800	1,500	900	1,500	1,500	0.00 %
1012180	70907-0 CONTRACTUAL SERVICES	43,404	176,370	91,098	176,370	176,370	0.00 %
1012180	72600-0 TRANSPORTATION	6,271	6,000	1,530	6,000	6,000	0.00 %
1012180	72700-0 SUPPLIES & MATERIALS	2,656	3,326	971	3,326	3,326	0.00 %
1012180	78000-0 UNINSURED LOSSES	3,412	5,079	0	5,079	2,537	-50.05 %
TOTAL NON-PERSONNEL COSTS		65,077	200,015	98,214	200,015	197,473	-1.27 %
TOTAL FUND 101		321,210	495,313	225,529	495,313	486,841	-1.71 %
4012180	89000-0 CAPITAL OUTLAY	2,973	0	0	0	2,000	100.00 %
TOTAL NON-PERSONNEL COSTS		2,973	0	0	0	2,000	100.00 %
TOTAL FUND 401		2,973	0	0	0	2,000	100.00 %
ACH AWARDS-SAFETY/COMM							
6142180	50910-3001 MEETING	70	31,000	0	31,000	31,000	0.00 %
6142180	70100-3001 INS PREM-WORKERS COMP	159,571	596,643	397,075	600,643	636,054	6.61 %
6142180	70100-3002 INS PREM-GENERAL LIABILITY	127,708	133,295	132,258	129,295	140,000	5.03 %
6142180	70100-3003 INS PREM-FIRE & EXT COVERAGE	1,839,339	2,125,381	2,125,300	2,125,381	3,682,225	73.25 %
6142180	70100-3004 INS PREM-BOILER & MACHINERY	990,186	1,165,365	1,164,212	1,165,365	1,979,025	69.82 %
6142180	70100-3010 INS PREM-MONIES & SECURITIES	10,010	10,045	9,965	10,045	10,045	0.00 %
6142180	70100-3011 INS PREM-EMP PERFORM BOND	0	2,538	0	2,538	2,538	0.00 %
6142180	70100-3012 INS PREM-DIR FIDELITY BOND	3,850	4,000	3,119	4,000	4,000	0.00 %
6142180	70100-3014 INS PREM-NURSE'S BOND LIAB	0	200	0	200	200	0.00 %
6142180	70100-3018 INS PREM-A D & D AUX POLICE	750	5,250	750	5,250	5,250	0.00 %
6142180	70100-3019 INS PREM-NOTARY BOND	0	5,000	0	5,000	5,000	0.00 %
6142180	70100-3022 INS PREM-ATAC LIABILITY	0	5,000	0	5,000	5,000	0.00 %
6142180	70100-3023 INS PREM-MISC LIABILITY	163,505	211,900	211,727	211,900	230,000	8.54 %
6142180	70100-3024 INS PREM-CITY COURT LIABILITY	6,605	5,975	5,940	5,975	6,000	0.42 %
6142180	70100-3026 INS PREM-CNG EXCISE TAX BOND	500	525	525	525	525	0.00 %
6142180	77000-3001 RESERVE-WORKERS COMPENSATION	3,046,389	2,483,542	948,393	1,110,837	1,158,782	-53.34 %
6142180	77000-3002 RESERVE-GENERAL LIABILITY	1,801,523	1,511,729	769,131	1,212,014	1,270,722	-15.94 %
6142180	77000-3003 RESERVE-FIRE & EXT COVERAGE	151,221	705,694	71,542	238,052	202,135	-71.36 %

**LAFAYETTE CONSOLIDATED GOVERNMENT
2023 - 2024 ADOPTED BUDGET
ANNUAL BUDGET BY DEPARTMENT**

OFFICE OF FINANCE & MANAGEMENT

<u>CODE</u>	<u>EXPENDITURE</u>	<u>ACTUAL FY 21-22</u>	<u>CUR BUDGET FY 22-23</u>	<u>ACTUAL AT 4/30/2023</u>	<u>PROJECTED FY 22-23</u>	<u>ADOPTED FY 23-24</u>	<u>ADOPTED VS CURRENT</u>
6142180	77000-3004 RESERVE-BOILER & MACHINERY	0	26,413	0	0	0	-100.00 %
6142180	77000-3005 RESERVE-SELF INSURED	18,642	(6,885)	7,733	25,000	7,286	-205.82 %
6142180	77000-3007 RESERVE-FLEET COLLISION	361,973	393,873	249,135	183,618	246,428	-37.43 %
6142180	77000-3008 RESERVE-ERRORS & OMISSIONS	284,204	(66,423)	165,416	235,188	242,752	-465.46 %
6142180	77000-3010 RESERVE-MONIES & SECURITIES	0	978	0	1,000	0	-100.00 %
6142180	77000-3014 RESERVE-NURSES BOND LIAB	0	2	0	1	1	-50.00 %
6142180	77000-3020 RESERVE-CONTINGENCY	0	145,913	0	3,099	54,248	-62.82 %
6142180	77000-3021 RESERVE-AUTO LIABILITY	3,098,523	2,560,652	1,592,544	2,581,575	941,226	-63.24 %
6142180	77000-3022 RESERVE-ATAC LIABILITY	0	500	0	500	500	0.00 %
6142180	77000-3023 RESERVE-MISC LIABILITY	0	0	0	5,000	5,000	100.00 %
6142180	77000-3024 RESERVE-CITY COURT LIABILITY	0	690	0	500	500	-27.54 %
TOTAL NON-PERSONNEL COSTS		12,064,569	12,058,795	7,854,765	9,898,501	10,866,442	-9.89 %
TOTAL FUND 614		12,064,569	12,058,795	7,854,765	9,898,501	10,866,442	-9.89 %
2181 FM-GROUP INSURANCE & WELLNESS		20,741,732	27,890,520	10,431,580	27,890,520	28,066,801	0.63 %
6072181	50000-0 PERSONNEL SALARIES	54,816	64,568	22,919	64,568	64,955	0.60 %
6072181	50100-0 TEMPORARY EMPLOYEES	4,924	20,700	0	20,700	15,700	-24.15 %
6072181	50200-0 OVERTIME	1,163	5,100	393	5,100	3,100	-39.22 %
6072181	50400-0 GROUP HEALTH INSURANCE	11,286	11,624	11,624	11,624	10,952	-5.78 %
6072181	50415-0 GROUP LIFE INSURANCE	217	386	88	386	388	0.52 %
6072181	50430-0 WORKERS COMP INSURANCE	366	348	348	348	351	0.86 %
6072181	50500-0 RETIREMENT/MEDICARE TAX	8,121	8,499	2,993	8,499	8,004	-5.82 %
6072181	50900-0 ACCRUED SICK/ANNUAL LEAVE	28,084	0	0	0	0	0.00 %
TOTAL PERSONNEL COSTS		108,977	111,225	38,365	111,225	103,450	-6.99 %
6072181	50600-0 TRAINING OF PERSONNEL	0	4,000	0	4,000	4,000	0.00 %
6072181	50800-0 UNIFORMS	0	2,500	0	2,500	2,500	0.00 %
6072181	51000-0 ADMINISTRATIVE COST	414,803	415,000	0	415,000	450,000	8.43 %
6072181	52000-0 LEGAL FEES	4,788	45,000	4,240	45,000	25,000	-44.44 %
6072181	56045-0 WELLNESS PROGRAM	0	18,500	0	18,500	18,500	0.00 %
6072181	56110-0 PHYSICALS	70,426	45,000	36,366	45,000	45,000	0.00 %
6072181	63000-0 EQUIPMENT MAINTENANCE	370	1,500	0	1,500	1,500	0.00 %
6072181	70000-0 DUES & LICENSES	5,000	5,907	0	5,907	5,907	0.00 %
6072181	70108-0 INS PREM-EMPLOYEE LIFE	528,406	729,620	405,867	729,620	833,274	14.21 %
6072181	70121-0 MEDICAL CLAIMS	11,583,676	14,893,919	4,934,849	19,893,919	19,959,317	34.01 %
6072181	70122-0 MED CLAIMS-PRESCRIPTIONS	5,609,549	8,151,955	3,484,679	3,151,955	3,151,955	-61.33 %
6072181	70123-0 OTHER INSURANCE PREMIUMS	1,066,808	1,440,000	0	1,440,000	1,440,000	0.00 %
6072181	70123-614 OTHER INSURANCE PREMIUMS-RM	0	150	0	150	154	2.67 %
6072181	70124-0 INS PREM-RETIREE MIT PART A	0	5,000	0	5,000	5,000	0.00 %
6072181	70150-0 PPACA-PCORI FEES	9,565	9,372	0	9,372	9,372	0.00 %
6072181	70200-0 POSTAGE/SHIPPING CHARGES	1,437	5,000	1,942	5,000	5,000	0.00 %
6072181	70300-0 PRINTING & BINDING	38	11,000	119	11,000	11,000	0.00 %
6072181	70400-0 PUBLICATION & RECORDATION	0	260	0	260	260	0.00 %
6072181	70500-0 TELECOMMUNICATIONS	32,997	25,988	11,521	25,988	25,988	0.00 %
6072181	70902-0 DUPLICATING EQUIPMENT EXPENSES	621	624	311	624	624	0.00 %
6072181	70907-0 CONTRACTUAL SERVICES	1,274,997	1,946,000	1,503,315	1,946,000	1,946,000	0.00 %
6072181	72460-0 SUP & MAT-VACCINATIONS	14,857	5,000	2,533	5,000	5,000	0.00 %
6072181	72700-0 SUPPLIES & MATERIALS	14,417	18,000	7,473	18,000	18,000	0.00 %
TOTAL NON-PERSONNEL COSTS		20,632,755	27,779,295	10,393,215	27,779,295	27,963,351	0.66 %
TOTAL FUND 607		20,741,732	27,890,520	10,431,580	27,890,520	28,066,801	0.63 %
TOTAL OFFICE OF FINANCE & MANAGEMENT		112,860,238	145,385,364	67,013,369	143,359,240	117,880,409	-18.92 %



INNOVATION & TECHNOLOGY

Innovation & Technology (IT) handles network and infrastructure design, systems integration, operations management of all network systems, software services, GIS services, website design, ERP management, records retention and help desk services. IT is a full-service department that facilitates the needs through current technologies and products utilizing the most sophisticated and cost-effective web and computer managed services. In addition, our mission is to utilize technology to make LCG more efficient and to communicate and provide services for its citizens.

Status of FY 2022-2023 Goals:

- Updated and replaced the current versions of departmental systems within LCG with the latest versions of latest versions.
- Issued RFP for new enterprise-wide resource system (ERP) that will be released by end of year. And selected Tyler as new Vendor.
- Continue to add new security Layers and completed annual penetration test for our network.
- Launched new software for Fire department.
- Launched new e-ticketing for police department.
- Developed and launched permit and planning guide which allows those wanting to start a project in Lafayette the ability to build a guide of r all permits needed for that project and get a price estimate.
- Developed and launched Find my Home. Users can go to Find my Home on the LCG website, type in their address and find our everything that pertains to that address including school district, council district ect.

Operational and Budgeted Goals for FY 2023-24:

- To update or replace the current departmental systems within LCG with the latest versions of the applications or with new applications.
- To continue to provide secure network and data access to everyone who needs access while continuing to replace, upgrade, and maintain the various components throughout the LCG landscape. Given increased cyber-attacks upon governmental entities, it is important to provide a layered approach to security along with continued monitoring, detection, and remediation.
- Begin stage 1 of the new software implementation of Tyler for our new ERP.
- Develop and launch new City mobile app which will provide news and other important information regarding our city and parish.
- To complete projects and work orders by expected completion date. While there are some circumstances beyond IT control that can delay the completion dates, our goal is to have 90% of the projects/work orders completed by the expected due date.

Performance Measures:

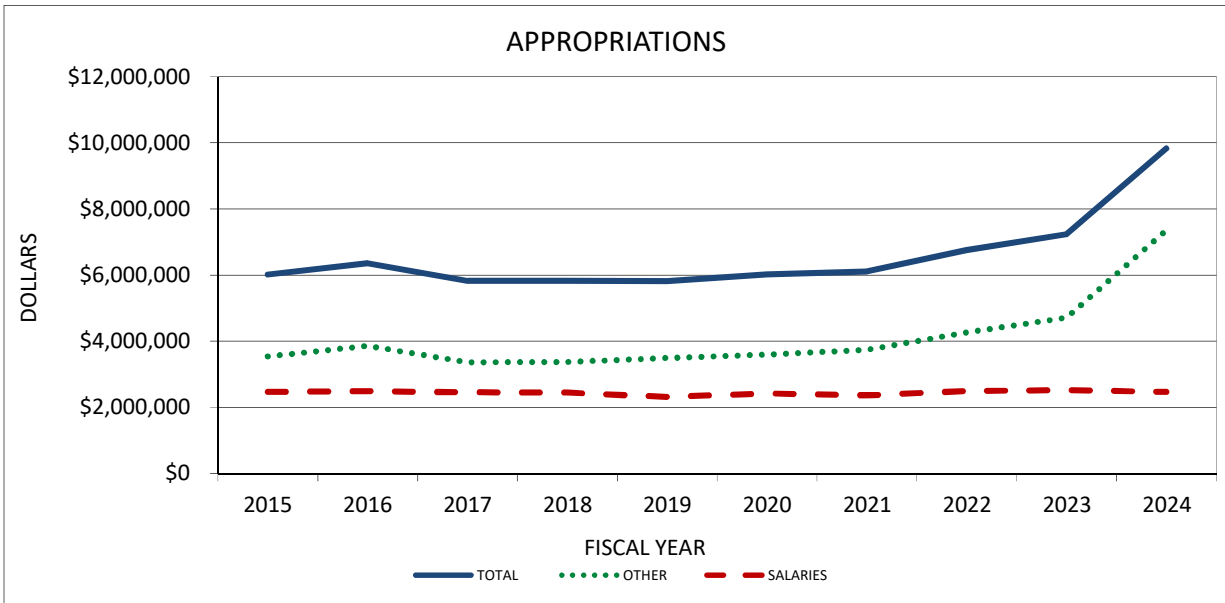
PERFORMANCE MEASURE	BENCHMARK	FY 2021-22 ACTUAL	FY 2022-23 ESTIMATED	FY 2023-24 FORECAST/GOAL
Web Projects/Work Orders Resolved	90% within expected due date	89%	95%	90%
ERP Projects/Work Orders Resolved	90% within 2 days	84%	89%	90%
Software Services/Work Orders Resolved	90% within expected due date	85%	88%	96%



LAFAYETTE CONSOLIDATED GOVERNMENT
2023-24 ADOPTED BUDGET
DEPARTMENT OF INNOVATION & TECHNOLOGY

10 YEAR BUDGET HISTORY
APPROPRIATIONS, EXCLUDING CAPITAL

FISCAL YEAR	TOTAL	SALARIES	OTHER	STRENGTH	STRENGTH CHANGE
2015	\$6,013,991	2,475,242	3,538,749	44	(1)
2016	\$6,359,673	2,500,225	3,859,448	44	0
2017	\$5,820,079	2,456,087	3,363,992	44	0
2018	\$5,825,489	2,448,855	3,376,634	44	0
2019	\$5,813,149	2,318,440	3,494,709	37	(7)
2020	\$6,023,556	2,428,651	3,594,905	39	2
2021	\$6,113,824	2,371,721	3,742,103	36	(3)
2022	\$6,758,507	2,495,577	4,262,930	38	2
2023	\$7,237,296	2,525,085	4,712,211	38	0
2024	\$9,828,270	2,471,219	7,357,051	40	2



Significant Changes

2020-Increase in Salaries due to two additional positions. Increase in Other is primarily due to increases in Retirement/Medicare Tax and Group Health Insurance due to premium rate change.

2022-Increase in Salaries due to two additional positions and an increase in Promotion Costs. Increase in Other is primarily due to increases in Contractual Services SAAS Costs, Retirement/Medicare Tax and Group Health Insurance due to premium rate change offset by decreases in Contractual Services and Accrued Sick/Annual Leave.

2023-City and Parish Councils approved pay adjustment during FY2022 increasing salaries and benefits. The increase in Other is primarily due to increases in Contractual Services due to software costs, Telecommunications and Temporary Employees.

2024-Two new positions were added (Technical Specialist and GIS Analyst) for FY2024. The significant increase in overall expenditures is primarily due to the planned implementation of a new ERP system for the entire consolidated government.



**LAFAYETTE CONSOLIDATED GOVERNMENT
2023 - 2024 ADOPTED BUDGET
ANNUAL BUDGET BY DEPARTMENT**

DEPT OF INNOVATION & TECHNOLOGY RECAP

	Actual FY 21/22	Cur Budget FY 22/23	Actual At 4/30/23	Projected FY 22/23	Adopted FY 23/24	Adopted vs. Current
Expenditures by Type						
PERSONNEL SALARIES	2,252,463	2,561,792	1,026,078	2,561,792	2,605,415	1.70 %
EMPLOYEE BENEFITS	339,469	347,076	338,492	347,076	346,622	-0.13 %
RETIREMENT SYSTEM	458,292	489,730	207,213	489,730	450,757	-7.96 %
ACCRUED SICK/ANNUAL	96,340	-	-	-	-	0.00 %
PURCHASED SERVICES	2,679,684	3,818,223	2,024,317	6,283,585	6,404,001	67.72 %
MATERIALS & SUPPLIES	17,666	17,475	2,994	17,475	18,475	5.72 %
UNINSURED LOSSES	8,933	3,000	-	3,000	3,000	0.00 %
MISCELLANEOUS EXPENSE	-	5,000	-	5,000	5,000	0.00 %
CAPITAL OUTLAY	1,241,493	16,226,383	796,263	10,426,383	2,319,698	-85.70 %
Total Expenditures	7,094,340	23,468,679	4,395,357	20,134,041	12,152,968	-48.22 %

**LAFAYETTE CONSOLIDATED GOVERNMENT
2023 - 2024 ADOPTED BUDGET
ANNUAL BUDGET BY DEPARTMENT**

DEPT OF INNOVATION & TECHNOLOGY

CODE	EXPENDITURE	ACTUAL	CUR BUDGET	ACTUAL AT	PROJECTED	ADOPTED	ADOPTED
		FY 21-22	FY 22-23	4/30/2023	FY 22-23	FY 23-24	VS CURRENT
IT-RECORDS MANAGEMENT		124,006	134,706	64,983	134,706	129,338	-3.98 %
2110 IT-RECORDS MANAGEMENT		124,006	134,706	64,983	134,706	129,338	-3.98 %
1012110	5000-0 PERSONNEL SALARIES	84,354	85,054	38,928	85,054	86,756	2.00 %
1012110	50400-0 GROUP HEALTH INSURANCE	16,986	17,495	17,495	17,495	16,482	-5.79 %
1012110	50415-0 GROUP LIFE INSURANCE	352	508	165	508	518	1.97 %
1012110	50430-0 WORKERS COMP INSURANCE	451	459	459	459	468	1.96 %
1012110	50500-0 RETIREMENT/MEDICARE TAX	16,624	16,778	7,637	16,778	17,114	2.00 %
TOTAL PERSONNEL COSTS		118,767	120,294	64,684	120,294	121,338	0.87 %
1012110	50600-0 TRAINING OF PERSONNEL	3,648	5,000	0	5,000	5,000	0.00 %
1012110	70000-0 DUES & LICENSES	200	200	0	200	200	0.00 %
1012110	70500-0 TELECOMMUNICATIONS	2	100	5	100	100	0.00 %
1012110	70907-0 CONTRACTUAL SERVICES	387	1,000	294	1,000	1,000	0.00 %
1012110	72600-0 TRANSPORTATION	0	200	0	200	200	0.00 %
1012110	72700-0 SUPPLIES & MATERIALS	52	500	0	500	1,500	200.00 %
TOTAL NON-PERSONNEL COSTS		4,289	7,000	299	7,000	8,000	14.29 %
TOTAL FUND 101		123,056	127,294	64,983	127,294	129,338	1.61 %
4012110	89000-0 CAPITAL OUTLAY	950	7,412	0	7,412	0	-100.00 %
TOTAL NON-PERSONNEL COSTS		950	7,412	0	7,412	0	-100.00 %
TOTAL FUND 401		950	7,412	0	7,412	0	-100.00 %
IT-CHIEF INNOVATION OFFICER		6,970,334	23,333,973	4,330,374	19,999,335	12,023,630	-48.47 %
2910 IT-INNOVATION SERVICES		6,970,334	23,333,973	4,330,374	19,999,335	12,023,630	-48.47 %
1012910	5000-0 PERSONNEL SALARIES	2,153,085	2,433,798	985,901	2,433,798	2,371,747	-2.55 %
1012910	50100-0 TEMPORARY EMPLOYEES	12,238	33,137	0	33,137	34,881	5.26 %
1012910	50200-0 OVERTIME	2,786	3,570	1,249	3,570	3,570	0.00 %
1012910	50300-0 PROMOTION COSTS	0	6,233	0	6,233	12,716	104.01 %
1012910	50400-0 GROUP HEALTH INSURANCE	300,048	303,168	303,168	303,168	302,098	-0.35 %
1012910	50415-0 GROUP LIFE INSURANCE	8,726	12,303	4,062	12,303	13,033	5.93 %
1012910	50430-0 WORKERS COMP INSURANCE	12,906	13,143	13,143	13,143	14,023	6.70 %
1012910	50500-0 RETIREMENT/MEDICARE TAX	441,668	472,952	199,576	472,952	432,251	-8.61 %
1012910	50900-0 ACCRUED SICK/ANNUAL LEAVE	96,340	0	0	0	0	0.00 %
TOTAL PERSONNEL COSTS		3,027,797	3,278,304	1,507,099	3,278,304	3,184,319	-2.87 %
1012910	50600-0 TRAINING OF PERSONNEL	43,269	88,140	15,127	88,140	137,141	55.59 %
1012910	50618-0 TRAINING-END USER	800	16,625	0	16,625	17,500	5.26 %
1012910	50925-0 VEHICLE SUBSIDY LEASES	6,023	6,000	2,746	6,000	6,000	0.00 %
1012910	52000-0 LEGAL FEES	120	5,000	0	5,000	5,000	0.00 %
1012910	63000-0 EQUIPMENT MAINTENANCE	89,236	182,741	157,775	182,741	183,645	0.49 %
1012910	70200-0 POSTAGE/SHIPPING CHARGES	16	100	1	100	100	0.00 %
1012910	70300-0 PRINTING & BINDING	0	100	0	100	100	0.00 %
1012910	70400-0 PUBLICATION & RECORDATION	0	500	202	500	500	0.00 %
1012910	70500-0 TELECOMMUNICATIONS	491,994	541,924	270,938	541,924	541,924	0.00 %
1012910	70800-0 TRAVEL & MEETINGS	190	500	0	500	500	0.00 %
1012910	70902-0 DUPLICATING EQUIPMENT EXPENSES	767	1,400	262	1,400	5,000	257.14 %
1012910	70907-0 CONTRACTUAL SERVICES	1,338,293	1,291,377	611,634	1,291,377	1,384,577	7.22 %
1012910	71022-0 CONTR SERV-SAAS COSTS	704,739	0	0	4,142,878	0	0.00 %
1012910	72600-0 TRANSPORTATION	5,329	3,000	0	3,000	3,000	0.00 %
1012910	72700-0 SUPPLIES & MATERIALS	12,285	13,775	2,994	13,775	13,775	0.00 %
1012910	78000-0 UNINSURED LOSSES	8,933	3,000	0	3,000	3,000	0.00 %

**LAFAYETTE CONSOLIDATED GOVERNMENT
2023 - 2024 ADOPTED BUDGET
ANNUAL BUDGET BY DEPARTMENT**

DEPT OF INNOVATION & TECHNOLOGY

<u>CODE</u>	<u>EXPENDITURE</u>	<u>ACTUAL FY 21-22</u>	<u>CUR BUDGET FY 22-23</u>	<u>ACTUAL AT 4/30/2023</u>	<u>PROJECTED FY 22-23</u>	<u>ADOPTED FY 23-24</u>	<u>ADOPTED VS CURRENT</u>
TOTAL NON-PERSONNEL COSTS		2,701,994	2,154,182	1,061,679	6,297,060	2,301,762	6.85 %
TOTAL FUND 101		5,729,791	5,432,486	2,568,778	9,575,364	5,486,081	0.99 %
4012910	50227-0 OVERTIME-SAAS IMPLEMENTATION	0	0	0	0	95,745	100.00 %
4012910	50500-0 RETIREMENT/MEDICARE TAX	0	0	0	0	1,392	100.00 %
TOTAL PERSONNEL COSTS		0	0	0	0	97,137	100.00 %
4012910	71022-0 CONTR SERV-SAAS COSTS	0	1,677,516	965,333	0	2,741,118	63.40 %
4012910	71030-0 CONT SERV-SAAS IMPLEMENTATION	0	0	0	0	1,374,596	100.00 %
4012910	77140-0 RESERVE-DIRECTOR'S	0	5,000	0	5,000	5,000	0.00 %
4012910	89000-0 CAPITAL OUTLAY	1,240,543	16,043,971	796,263	10,243,971	2,319,698	-85.54 %
TOTAL NON-PERSONNEL COSTS		1,240,543	17,726,487	1,761,596	10,248,971	6,440,412	-63.67 %
TOTAL FUND 401		1,240,543	17,726,487	1,761,596	10,248,971	6,537,549	-63.12 %
6512910	89000-0 CAPITAL OUTLAY	0	175,000	0	175,000	0	-100.00 %
TOTAL NON-PERSONNEL COSTS		0	175,000	0	175,000	0	-100.00 %
TOTAL FUND 651		0	175,000	0	175,000	0	-100.00 %
TOTAL DEPT OF INNOVATION & TECHNOLOGY		7,094,340	23,468,679	4,395,357	20,134,041	12,152,968	-48.22 %



POLICE DEPARTMENT

Lafayette Police Department is charged with and dedicates itself to providing efficient and effective law enforcement services to the people of Lafayette. These services include: protection of life and property, preservation of the peace, apprehension of offenders, prevention/deterrence of crime, traffic management, emergency/non-emergency service response and instilling a sense of safety to citizens within our jurisdiction. The Lafayette Police Department is determined to achieve maximum staffing of personnel, training those personnel, and equipping the department with the latest technology to combat crime.

Statistical Information:

DESCRIPTION	FY 2021-22	FY 2022-23 ESTIMATED	FY 2023-24 PROJECTED
Number of Stations	4	4	4
Replacement of generator and HVAC at main station.	\$425,000	\$1,410,000	\$2,100,000
Cameras (Neighborhoods, Downtown, Trailers, Intersections, & Parks)	\$950,040	\$1,115,040	\$912,500

Status of FY 2022-23 Goals:

- In FY 2022-23, LPD obtained \$1,115,040 to support and increase the various camera systems consisting of neighborhoods, downtown, mobile camera trailers, street intersections, and parks. During this time frame LPD was able to install and obtain 1,035 more camera views throughout the City of Lafayette.
- In FY 2022-23, LPD obtained \$1,410,000 in additional funding toward completion of the replacement of the main station generator and HVAC systems, which are unreliable due to being nearly 40 years old. The HVAC is a 3-year project for full funding.

Operational and Budgeted Goals for FY 2023-24:

- In FY 2023-24, LPD is expected to receive \$1,875,000 for replacement of 35 aged & maintenance-prone police vehicles.
- In FY 2023-24, LPD is expected to receive \$2,100,000 in additional funding toward completion the replacement of the main station HVAC systems, which is unreliable due to being nearly 40 years old.

Performance Measures:

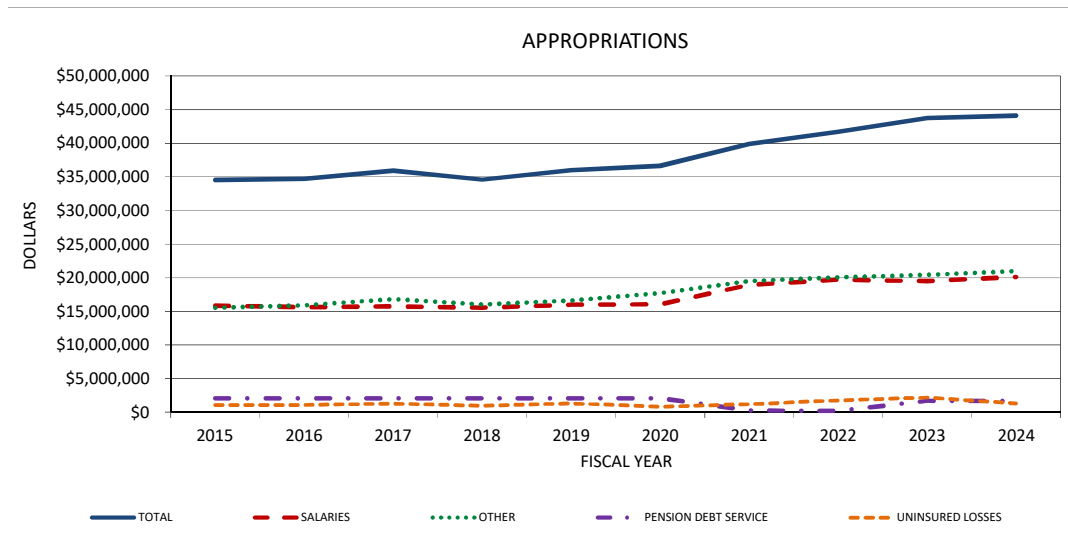
The Lafayette Police Department’s mission is to serve the community by providing professional, effective, and efficient policing. It is important to identify major concerns of the public and turn those concerns into goals that can be monitored for maximum performance and achievement.

PERFORMANCE MEASURE	BENCHMARK	FY 2021-22 ACTUAL	FY 2022-23 ESTIMATED	FY 2023-24 FORECAST/ GOAL
UCR Violent Crimes Clearance Rate (Assigned)	97%	90%	95%	97%
Personnel Staffing Capacity	92%	88%	85%	90%
Traffic Fatalities	0	21	15	15
Cameras	1,500	390	1,425	1,850



LAFAYETTE CONSOLIDATED GOVERNMENT
2023-24 ADOPTED BUDGET
POLICE DEPARTMENT
10 YEAR BUDGET HISTORY
APPROPRIATIONS, EXCLUDING CAPITAL

FISCAL YEAR	TOTAL ¹	SALARIES ²	PENSION ³ DEBT SERVICE	UNINSURED LOSSES	OTHER ⁴	TOTAL	STRENGTH	STRENGTH	OFFICERS
						STRENGTH	CHANGE	OFFICERS	CHANGE
2015	\$34,527,091	15,827,466	2,088,432	1,075,841	15,535,352	317	1	257	1
2016	\$34,671,834	15,621,058	2,084,359	1,078,668	15,887,749	320	3	260	3
2017	\$35,908,151	15,735,139	2,090,420	1,274,179	16,808,413	326	6	266	6
2018	\$34,584,377	15,535,260	2,090,060	962,227	15,996,830	329	3	270	4
2019	\$36,004,163	15,976,231	2,090,742	1,324,061	16,613,129	349	20	288	18
2020	\$36,662,408	16,038,223	2,091,685	828,411	17,704,089	350	1	288	0
2021	\$39,881,899	18,931,485	273,136	1,191,736	19,485,542	344	(6)	285	(3)
2022	\$41,719,685	19,691,302	195,506	1,766,317	20,066,560	361	17	302	17
2023	\$43,768,563	19,477,893	1,691,741	2,180,888	20,418,041	364	3	304	2
2024	\$44,097,606	20,099,999	1,689,006	1,333,328	20,975,273	369	5	309	5



This schedule is adjusted from the departmental recap schedule as follows:

- ¹ Total Appropriations less capital, plus pension debt service, plus int app-pension fund
- ² Includes personnel salaries, credential pay, holiday pay, and promotion costs
- ³ 60.6% of line item 1010170-74000-358 allocated to Police Department and 39.4% allocated to Fire Department
- ⁴ Total appropriations less salaries appropriations, pension debt service and uninsured losses

Significant Changes

2022-Council approved a 2% general pay increase for uniformed officers increasing salaries and benefits. Decrease in Pension Debt Service is due to the 2020 refunding of the pension bonds. Increase in Uninsured Losses based upon Risk Management claims report.

2023-The pension debt service bonds were refunded with Taxable Limited Tax Refunding Bonds, Series 2020 therefore debt service payments were deferred until 2023. Increase in Uninsured Losses is based upon Risk Management claims report.

2024-The increase in Salaries is primarily due to the City Council approving a Pay Plan and the net addition of five positions (+9 Police Corporals, -4 Police Officers) increasing both salaries and benefits. The decrease in Uninsured Losses is based upon Risk Management claims report.



**LAFAYETTE CONSOLIDATED GOVERNMENT
2023 - 2024 ADOPTED BUDGET
ANNUAL BUDGET BY DEPARTMENT**

POLICE DEPARTMENT RECAP

	Actual FY 21/22	Cur Budget FY 22/23	Actual At 4/30/23	Projected FY 22/23	Adopted FY 23/24	Adopted vs. Current
Expenditures by Type						
PERSONNEL SALARIES	20,344,985	22,125,821	9,418,457	21,134,821	22,232,244	0.48 %
EMPLOYEE BENEFITS	3,181,127	3,355,954	3,216,913	3,355,954	3,156,583	-5.94 %
RETIREMENT SYSTEM	6,119,799	6,531,271	2,928,142	6,536,722	7,505,392	14.91 %
RETIREE HEALTH INS	457,151	523,177	523,177	523,177	592,928	13.33 %
ACCRUED SICK/ANNUAL	563,542	1,200,053	966,042	1,200,053	134,226	-88.81 %
PURCHASED SERVICES	4,503,450	4,367,501	2,119,436	4,354,701	4,788,350	9.64 %
MATERIALS & SUPPLIES	2,603,635	2,086,922	1,149,896	2,090,722	2,162,269	3.61 %
EXTERNAL APPROPRIATIONS	3,070	7,280	986	7,280	7,280	0.00 %
UNINSURED LOSSES	1,563,419	2,180,888	900,000	3,380,888	1,333,328	-38.86 %
MISCELLANEOUS EXPENSE	(1,875)	5,000	(17,379)	5,000	5,000	0.00 %
DEBT SERVICE INTEREST	1,636	-	-	-	-	0.00 %
DEBT SERVICE INTEREST INTERNAL	2,357	-	-	-	-	0.00 %
CAPITAL OUTLAY	3,793,147	10,416,758	3,646,504	10,416,758	8,011,469	-23.09 %
RESERVES	-	701,323	-	701,323	-	-100.00 %
Total Expenditures	43,135,443	53,501,948	24,852,174	53,707,399	49,929,069	-6.68 %

**LAFAYETTE CONSOLIDATED GOVERNMENT
2023 - 2024 ADOPTED BUDGET
ANNUAL BUDGET BY DEPARTMENT**

POLICE DEPARTMENT

CODE	EXPENDITURE	ACTUAL	CUR BUDGET	ACTUAL AT	PROJECTED	ADOPTED	ADOPTED VS	
		FY 21-22	FY 22-23	4/30/2023	FY 22-23	FY 23-24	CURRENT	
PD-ADMINISTRATION		33,827,913	39,861,465	20,724,309	40,065,465	38,676,697	-2.97 %	
3100 PD-ADMINISTRATION		33,827,913	39,861,465	20,724,309	40,065,465	38,676,697	-2.97 %	
1013100	50000-0	PERSONNEL SALARIES	17,903,378	18,999,984	8,200,205	17,999,984	19,678,754	3.57 %
1013100	50050-0	SALARIES-HOLIDAY PAY	322,263	327,093	256,466	327,093	333,635	2.00 %
1013100	50051-0	POLICE CREDENTIAL PAY	6,000	40,000	0	40,000	40,000	0.00 %
1013100	50100-0	TEMPORARY EMPLOYEES	1,265	0	0	0	0	0.00 %
1013100	50200-0	OVERTIME	30,965	37,394	21,497	37,394	37,394	0.00 %
1013100	50228-0	OVERTIME-SPECIAL EVENTS	0	25,500	0	25,500	25,500	0.00 %
1013100	50230-0	OVERTIME-SWAT	88,776	111,180	67,546	111,180	111,180	0.00 %
1013100	50300-0	PROMOTION COSTS	0	110,816	0	110,816	47,610	-57.04 %
1013100	50400-0	GROUP HEALTH INSURANCE	2,949,123	3,060,799	3,060,799	3,060,799	2,905,444	-5.08 %
1013100	50410-0	GROUP HEALTH INS-RETIREEES	457,151	523,177	523,177	523,177	592,928	13.33 %
1013100	50415-0	GROUP LIFE INSURANCE	79,372	115,535	37,048	115,535	120,712	4.48 %
1013100	50430-0	WORKERS COMP INSURANCE	116,268	119,066	119,066	119,066	130,427	9.54 %
1013100	50500-0	RETIREMENT/MEDICARE TAX	6,038,023	6,466,717	2,921,105	6,466,717	7,501,864	16.01 %
1013100	50900-0	ACCRUED SICK/ANNUAL LEAVE	563,542	1,200,053	966,042	1,200,053	134,226	-88.81 %
TOTAL PERSONNEL COSTS		28,556,126	31,137,314	16,172,951	30,137,314	31,659,674	1.68 %	
1013100	50600-0	TRAINING OF PERSONNEL	4,654	28,200	0	28,200	28,499	1.06 %
1013100	50640-0	TRAINING-SWAT	69,325	76,728	26,253	76,728	76,728	0.00 %
1013100	50820-0	UNIFORMS-SWAT	7,793	8,048	0	8,048	8,048	0.00 %
1013100	56020-0	EAP PROGRAM	14,861	18,150	6,192	18,150	18,150	0.00 %
1013100	57180-0	SOFTWARE SUPPORT	300,785	257,244	84,629	261,244	(1,500)	-100.58 %
1013100	69070-0	CONTR SERV-HARDWARE SUPPORT	0	1,836	0	1,836	1,836	0.00 %
1013100	69120-0	RENT	0	3,994	3,993	3,994	3,994	0.00 %
1013100	70000-0	DUES & LICENSES	6,947	10,000	2,785	10,000	10,000	0.00 %
1013100	70123-614	OTHER INSURANCE PREMIUMS-RM	65,150	78,401	750	78,401	198,036	152.59 %
1013100	70200-0	POSTAGE/SHIPPING CHARGES	0	43	0	43	43	0.00 %
1013100	70400-0	PUBLICATION & RECORDATION	1,548	5,000	629	5,000	5,000	0.00 %
1013100	70800-0	TRAVEL & MEETINGS	1,657	2,320	45	2,320	2,320	0.00 %
1013100	70803-0	TRAVEL & MEET-ACCREDITATION	0	2,860	0	2,860	12,860	349.65 %
1013100	70815-0	TRAVEL & MEET-RECRUITMENT	995	5,000	0	5,000	5,000	0.00 %
1013100	70907-0	CONTRACTUAL SERVICES	305,992	300,000	126,057	300,000	300,000	0.00 %
1013100	70994-0	CONTR SERV-ACCREDITATION	15,254	16,255	16,048	16,255	18,255	12.30 %
1013100	71022-0	CONTR SERV-SAAS COSTS	0	0	0	0	274,128	100.00 %
1013100	71024-0	CONTR SERV-KPMG	20,560	0	0	0	0	0.00 %
1013100	72528-0	SUP & MAT-IN CAR CAMERA	14,291	19,191	6,838	19,191	19,191	0.00 %
1013100	72535-0	SUP & MAT-SWAT	14,955	12,740	3,957	12,740	12,740	0.00 %
1013100	72536-0	SUP & MAT-SWAT AMMUNITION	22,021	29,061	17,764	29,061	29,061	0.00 %
1013100	72700-0	SUPPLIES & MATERIALS	1,708	1,000	993	1,000	1,000	0.00 %
1013100	72815-0	SUP & MAT-RECRUITMENT	6,793	5,000	2,329	5,000	5,000	0.00 %
1013100	72925-0	SUP & MAT-COMPUTER EQUIPMENT	6,128	6,937	1,190	6,937	6,937	0.00 %
1013100	76140-0	EXT APP-BOY SCOUTS/AMERICA	1,920	3,500	202	3,500	3,500	0.00 %
1013100	76310-0	EXT APP-LACCP	0	1,500	0	1,500	1,500	0.00 %
1013100	78000-0	UNINSURED LOSSES	1,563,419	2,180,888	900,000	3,380,888	1,333,328	-38.86 %
1013100	78557-0	LEASE PRINCIPAL	1,636	0	0	0	0	0.00 %
1013100	80250-0	LEASE INTEREST	2,357	0	0	0	0	0.00 %
1013100	80771-0	MISC EXP-PY ADJUSTMENT	0	0	(17,159)	0	0	0.00 %
1013100	89001-0	CAPITAL OUTLAY-LEASE	77,949	0	0	0	0	0.00 %
TOTAL NON-PERSONNEL COSTS		2,528,698	3,073,896	1,183,495	4,277,896	2,373,654	-22.78 %	
TOTAL FUND 101		31,084,824	34,211,210	17,356,446	34,415,210	34,033,328	-0.52 %	

**LAFAYETTE CONSOLIDATED GOVERNMENT
2023 - 2024 ADOPTED BUDGET
ANNUAL BUDGET BY DEPARTMENT**

POLICE DEPARTMENT

<u>CODE</u>		<u>EXPENDITURE</u>	<u>ACTUAL FY 21-22</u>	<u>CUR BUDGET FY 22-23</u>	<u>ACTUAL AT 4/30/2023</u>	<u>PROJECTED FY 22-23</u>	<u>ADOPTED FY 23-24</u>	<u>ADOPTED VS CURRENT</u>
1263100	50000-0	PERSONNEL SALARIES	205,464	187,803	923	187,803	0	-100.00 %
1263100	50400-0	GROUP HEALTH INSURANCE	34,375	58,418	0	58,418	0	-100.00 %
1263100	50415-0	GROUP LIFE INSURANCE	879	1,121	0	1,121	0	-100.00 %
1263100	50430-0	WORKERS COMP INSURANCE	1,110	1,015	0	1,015	0	-100.00 %
1263100	50500-0	RETIREMENT/MEDICARE TAX	71,592	61,412	302	61,412	0	-100.00 %
TOTAL PERSONNEL COSTS			313,420	309,769	1,225	309,769	0	-100.00 %
1263100	77280-0	RESERVE-GRANTS/CONTRACTS	0	701,323	0	701,323	0	-100.00 %
TOTAL NON-PERSONNEL COSTS			0	701,323	0	701,323	0	-100.00 %
TOTAL FUND 126			313,420	1,011,092	1,225	1,011,092	0	-100.00 %
4013100	54001-0	JAILER SERV-JAIL CAP IMP	1,250,000	1,250,000	625,000	1,250,000	1,250,000	0.00 %
4013100	77140-0	RESERVE-DIRECTOR'S	0	5,000	0	5,000	5,000	0.00 %
4013100	89000-0	CAPITAL OUTLAY	1,179,669	3,384,163	2,741,638	3,384,163	3,388,369	0.12 %
TOTAL NON-PERSONNEL COSTS			2,429,669	4,639,163	3,366,638	4,639,163	4,643,369	0.09 %
TOTAL FUND 401			2,429,669	4,639,163	3,366,638	4,639,163	4,643,369	0.09 %
PD-PATROL			1,495,842	2,401,472	567,273	2,401,472	1,489,498	-37.98 %
3120 PD-PATROL			1,495,842	2,401,472	567,273	2,401,472	1,489,498	-37.98 %
1013120	50200-0	OVERTIME	96,044	86,716	32,393	86,716	86,716	0.00 %
1013120	50209-0	OVERTIME-COURT APPEARANCE	131,940	208,080	55,486	208,080	208,080	0.00 %
1013120	50213-0	OVERTIME-CRIMINAL PATROL P-1	139,447	157,662	67,428	157,662	157,662	0.00 %
1013120	50214-0	OVERTIME-CRIMINAL PATROL P-2	100,812	107,420	50,670	107,420	107,420	0.00 %
1013120	50215-0	OVERTIME-CRIMINAL PATROL P-3	100,440	102,000	46,463	102,000	102,000	0.00 %
1013120	50217-0	OVERTIME-DOWNTOWN DETAIL	232,246	250,000	98,720	250,000	250,000	0.00 %
1013120	50231-0	OVERTIME-CRIMINAL PATROL P-4	101,105	151,817	46,135	151,817	151,817	0.00 %
1013120	50236-0	OVERTIME-PATROL SUPPORT	38,898	41,616	22,833	41,616	41,616	0.00 %
1013120	50242-0	OVERTIME-SIMCOE STREET DETAIL	154,157	150,000	53,982	150,000	150,000	0.00 %
1013120	50244-0	OVERTIME-CRIMINAL PATROL P-5	9,658	60,180	11,141	60,180	60,180	0.00 %
1013120	50500-0	RETIREMENT/MEDICARE TAX	0	1,590	0	1,590	0	-100.00 %
TOTAL PERSONNEL COSTS			1,104,747	1,317,081	485,251	1,317,081	1,315,491	-0.12 %
1013120	50602-0	TRAINING OF PERSONNEL-TRAFFIC	0	3,000	2,105	3,000	5,000	66.67 %
1013120	50623-0	TRAINING-K-9	7,453	11,560	0	11,560	11,560	0.00 %
1013120	54041-0	DOWNTOWN DETAIL-PD RESERVES	0	25,836	0	25,836	25,836	0.00 %
1013120	70933-0	CONTR SERV-K-9	18,737	13,824	8,398	13,824	13,824	0.00 %
1013120	70939-0	CONTR SERV-MOUNTED PATROL	22,164	22,468	4,726	22,468	32,968	46.73 %
1013120	72530-0	SUP & MAT-K-9	5,686	8,803	4,973	8,803	10,803	22.72 %
1013120	72545-0	SUP & MAT-MOUNTED PATROL	14,088	23,516	7,365	23,516	23,516	0.00 %
1013120	72700-0	SUPPLIES & MATERIALS	4,657	4,750	823	4,750	4,750	0.00 %
1013120	72706-0	SUP & MAT-TRAFFIC	743	700	0	700	750	7.14 %
TOTAL NON-PERSONNEL COSTS			73,528	114,457	28,390	114,457	129,007	12.71 %
TOTAL FUND 101			1,178,275	1,431,538	513,641	1,431,538	1,444,498	0.91 %
1263120	50200-0	OVERTIME	37,036	285,906	30,017	285,906	0	-100.00 %
TOTAL PERSONNEL COSTS			37,036	285,906	30,017	285,906	0	-100.00 %
1263120	72700-0	SUPPLIES & MATERIALS	925	0	0	0	0	0.00 %
1263120	89000-0	CAPITAL OUTLAY	92,251	47,612	0	47,612	0	-100.00 %
TOTAL NON-PERSONNEL COSTS			93,176	47,612	0	47,612	0	-100.00 %
TOTAL FUND 126			130,212	333,518	30,017	333,518	0	-100.00 %

**LAFAYETTE CONSOLIDATED GOVERNMENT
2023 - 2024 ADOPTED BUDGET
ANNUAL BUDGET BY DEPARTMENT**

POLICE DEPARTMENT

CODE	EXPENDITURE	ACTUAL	CUR BUDGET	ACTUAL AT	PROJECTED	ADOPTED	ADOPTED VS	
		FY 21-22	FY 22-23	4/30/2023	FY 22-23	FY 23-24	CURRENT	
4013120	89000-0	CAPITAL OUTLAY	187,355	636,416	23,615	636,416	45,000	-92.93 %
TOTAL NON-PERSONNEL COSTS			187,355	636,416	23,615	636,416	45,000	-92.93 %
TOTAL FUND 401			187,355	636,416	23,615	636,416	45,000	-92.93 %
PD-SERVICES			6,545,448	10,221,048	3,165,132	10,231,499	8,930,911	-12.62 %
3130 PD-SERVICES			6,545,448	10,221,048	3,165,132	10,231,499	8,930,911	-12.62 %
1013130	50100-0	TEMPORARY EMPLOYEES	53,912	56,250	40,619	56,250	100,000	77.78 %
1013130	50110-0	TEMP EMP-CROSSING GUARDS	102,881	107,067	57,706	107,067	107,067	0.00 %
1013130	50203-0	OVERTIME-ADMINISTRATIVE TASK	6,891	14,566	3,394	14,566	20,000	37.31 %
1013130	50204-0	OVERTIME-CHRISTMAS PARADE	5,784	7,655	4,927	7,655	7,655	0.00 %
1013130	50205-0	OVERTIME-CITIZEN'S POLICE ACAD	0	6,120	0	6,120	6,120	0.00 %
1013130	50207-0	OVERTIME-COMMUNICATIONS	186,894	125,000	84,832	125,000	125,000	0.00 %
1013130	50222-0	OVERTIME-MLK PARADE	770	6,000	3,086	15,000	15,000	150.00 %
1013130	50226-0	OVERTIME-PUBLIC INFO CALL OUT	11,409	12,485	2,728	12,485	12,485	0.00 %
1013130	50234-0	OVERTIME-BLACK HISTORY PARADE	18,252	20,000	19,017	20,000	20,000	0.00 %
1013130	50500-0	RETIREMENT/MEDICARE TAX	10,184	1,284	6,735	6,735	3,504	172.90 %
TOTAL PERSONNEL COSTS			396,977	356,427	223,044	370,878	416,831	16.95 %
1013130	50248-0		0	0	0	0	6,000	100.00 %
1013130	50600-0	TRAINING OF PERSONNEL	442,951	250,900	207,505	250,900	300,000	19.57 %
1013130	50610-0	TRAINING-COLLEGE REIMBURSEMENT	11,484	14,200	5,303	14,200	14,200	0.00 %
1013130	50627-0	TRAINING-LPSB RESOURCE OFFICER	0	20,000	0	20,000	20,000	0.00 %
1013130	50635-0	TRAINING-RESERVE OFFICERS	8,642	8,730	0	8,730	8,730	0.00 %
1013130	50641-0	TRAINING-TEURLINGS CATH HS-SRO	1,793	2,300	500	2,300	2,300	0.00 %
1013130	50642-0	TRAINING-LAF CHRISTIAN ACA-SRO	1,793	2,300	2,156	2,300	2,300	0.00 %
1013130	50800-0	UNIFORMS	181,348	200,000	88,698	200,000	223,500	11.75 %
1013130	50815-0	UNIFORMS-REFURBISH BODY ARMOR	0	31	0	31	0	-100.00 %
1013130	50825-0	UNIFORMS-WEAPONS	17,041	18,454	5,430	18,454	18,454	0.00 %
1013130	56070-0	HEALTH SCREENS	805	10,632	2,030	10,632	10,632	0.00 %
1013130	57030-0	SOFTWARE MAINTENANCE	5,183	4,184	0	4,184	0	-100.00 %
1013130	60000-0	BUILDING MAINTENANCE	88,377	108,740	54,475	108,740	125,000	14.95 %
1013130	63000-0	EQUIPMENT MAINTENANCE	45,469	73,264	10,632	73,264	73,264	0.00 %
1013130	65000-0	GROUPS MAINTENANCE	27,365	37,800	7,060	34,000	39,000	3.17 %
1013130	66000-0	JANITORIAL SUPPLIES & SERVICES	33,126	35,000	11,171	35,000	35,000	0.00 %
1013130	67000-0	UTILITIES	342,785	262,855	134,008	262,855	262,855	0.00 %
1013130	70200-0	POSTAGE/SHIPPING CHARGES	8,250	4,752	3,449	4,752	4,752	0.00 %
1013130	70300-0	PRINTING & BINDING	3,764	4,752	2,261	4,752	4,752	0.00 %
1013130	70400-0	PUBLICATION & RECORDATION	0	450	0	450	450	0.00 %
1013130	70500-0	TELECOMMUNICATIONS	390,812	300,000	222,867	300,000	300,000	0.00 %
1013130	70505-0	TELECOMM-AIRCARD-160	187,082	200,000	110,747	200,000	250,000	25.00 %
1013130	70735-0	TOURISM-FEST ACADIENS(IN KIND)	83,016	45,000	0	45,000	45,000	0.00 %
1013130	70750-0	TOURISM-INT FESTIVAL (IN KIND)	131,767	125,000	0	125,000	155,000	24.00 %
1013130	70800-0	TRAVEL & MEETINGS	0	1,397	0	1,397	1,397	0.00 %
1013130	70902-0	DUPLICATING EQUIPMENT EXPENSES	16,745	14,640	11,912	9,640	13,640	-6.83 %
1013130	70904-0	MARDI GRAS EXPENSE (IN KIND)	251,354	256,449	256,201	252,449	252,449	-1.56 %
1013130	70907-0	CONTRACTUAL SERVICES	38,836	56,340	16,008	61,340	61,340	8.87 %
1013130	70926-0	CONTR SERV-FALSE ALARM EXP	1,394	0	5,491	0	42,950	100.00 %
1013130	71026-0	ST PATRICK DAY PDE (IN-KIND)	0	6,000	0	6,000	6,000	0.00 %
1013130	72520-0	SUP & MAT-CRIME PREVENTION	3,104	3,126	0	3,126	3,126	0.00 %
1013130	72525-0	SUP & MAT-CRIME STOPPERS	637	691	0	691	1,191	72.36 %
1013130	72550-0	SUP & MAT-TRAINING AMMUNITION	80,096	100,200	18,394	104,000	144,000	43.71 %
1013130	72600-0	TRANSPORTATION	2,090,747	1,500,000	933,542	1,500,000	1,500,000	0.00 %

**LAFAYETTE CONSOLIDATED GOVERNMENT
2023 - 2024 ADOPTED BUDGET
ANNUAL BUDGET BY DEPARTMENT**

POLICE DEPARTMENT

<u>CODE</u>		<u>EXPENDITURE</u>	<u>ACTUAL FY 21-22</u>	<u>CUR BUDGET FY 22-23</u>	<u>ACTUAL AT 4/30/2023</u>	<u>PROJECTED FY 22-23</u>	<u>ADOPTED FY 23-24</u>	<u>ADOPTED VS CURRENT</u>
1013130	72700-0	SUPPLIES & MATERIALS	80,119	80,298	41,936	80,298	80,298	0.00 %
1013130	72735-0	SUP & MAT-EVIDENCE	2,681	3,000	1,980	3,000	5,000	66.67 %
1013130	72738-0	SUP & MAT-FAM FRIEND MARDI GRA	0	84	0	84	0	-100.00 %
1013130	80771-0	MISC EXP-PY ADJUSTMENT	(1,875)	0	0	0	0	0.00 %
TOTAL NON-PERSONNEL COSTS			4,576,691	3,751,569	2,153,756	3,747,569	4,012,580	6.96 %
TOTAL FUND 101			4,973,668	4,107,996	2,376,800	4,118,447	4,429,411	7.82 %
4013130	89000-0	CAPITAL OUTLAY	1,571,780	6,113,052	788,332	6,113,052	4,501,500	-26.36 %
TOTAL NON-PERSONNEL COSTS			1,571,780	6,113,052	788,332	6,113,052	4,501,500	-26.36 %
TOTAL FUND 401			1,571,780	6,113,052	788,332	6,113,052	4,501,500	-26.36 %
PD-CRIMINAL INVESTIGATION			1,266,240	1,017,963	395,460	1,008,963	831,963	-18.27 %
3140 PD-CRIMINAL INVESTIGATION			1,266,240	1,017,963	395,460	1,008,963	831,963	-18.27 %
1013140	50209-0	OVERTIME-COURT APPEARANCE	0	3,713	0	3,713	0	-100.00 %
1013140	50211-0	OVERTIME-CRIME SCENE	29,220	30,000	13,175	30,000	30,000	0.00 %
1013140	50212-0	OVERTIME-CRIMINAL INVEST	102,032	108,242	40,795	108,242	108,242	0.00 %
1013140	50238-0	OVERTIME-METRO NARCOTICS	62,072	80,111	45,722	80,111	85,111	6.24 %
1013140	50500-0	RETIREMENT/MEDICARE TAX	0	268	0	268	24	-91.04 %
TOTAL PERSONNEL COSTS			193,324	222,334	99,692	222,334	223,377	0.47 %
1013140	50646-0	TRAINING-METRO NARCOTICS	0	15,000	3,053	15,000	15,000	0.00 %
1013140	50925-0	VEHICLE SUBSIDY LEASES	53,049	55,750	27,350	55,750	55,750	0.00 %
1013140	56000-0	CORONER FEES	105,178	151,247	69,345	151,247	195,817	29.47 %
1013140	57181-0	SOFTWARE SUPP-METRO NARCOTICS EQUIP MAINT-NEIGHBORHD	5,330	7,200	7,156	7,200	0	-100.00 %
1013140	63070-0	CAMERAS	83,594	115,040	19,516	115,040	175,040	52.16 %
1013140	70530-0	TELECOMM-LEADSONLINE	11,833	15,833	0	11,833	11,833	-25.26 %
1013140	70907-0	CONTRACTUAL SERVICES	5,045	11,178	5,928	6,178	6,178	-44.73 %
1013140	70920-0	CONTR SERV-EXTRADITION COSTS	0	5,184	3,090	5,184	5,184	0.00 %
1013140	72300-0	PHOTO SERVICES & SUPPLIES	0	950	0	950	950	0.00 %
1013140	72500-0	UNDERCOVER INVESTIGATIONS	6,282	22,334	0	22,334	22,334	0.00 %
1013140	72532-0	SUP & MAT-METRO CRIME SCENE	10,000	10,000	10,000	10,000	15,000	50.00 %
1013140	72551-0	SUP & MAT-METRO NARCOTICS	24,144	22,800	1,032	22,800	22,800	0.00 %
1013140	72700-0	SUPPLIES & MATERIALS	3,575	3,820	2,417	3,820	3,820	0.00 %
1013140	76720-0	EXT APP-SANE	1,150	2,280	784	2,280	2,280	0.00 %
TOTAL NON-PERSONNEL COSTS			309,180	438,616	149,671	429,616	531,986	21.29 %
TOTAL FUND 101			502,504	660,950	249,363	651,950	755,363	14.28 %
1263140	50200-0	OVERTIME	64,974	107,445	40,551	107,445	0	-100.00 %
TOTAL PERSONNEL COSTS			64,974	107,445	40,551	107,445	0	-100.00 %
1263140	50600-0	TRAINING OF PERSONNEL	10,546	12,665	12,612	12,665	0	-100.00 %
1263140	72700-0	SUPPLIES & MATERIALS	4,073	1,388	235	1,388	0	-100.00 %
1263140	80771-0	MISC EXP-PY ADJUSTMENT	0	0	(220)	0	0	0.00 %
1263140	89000-0	CAPITAL OUTLAY	60,178	70,308	1,785	70,308	0	-100.00 %
TOTAL NON-PERSONNEL COSTS			74,797	84,361	14,412	84,361	0	-100.00 %
TOTAL FUND 126			139,771	191,806	54,963	191,806	0	-100.00 %
4013140	89000-0	CAPITAL OUTLAY	623,965	165,207	91,134	165,207	76,600	-53.63 %
TOTAL NON-PERSONNEL COSTS			623,965	165,207	91,134	165,207	76,600	-53.63 %

**LAFAYETTE CONSOLIDATED GOVERNMENT
2023 - 2024 ADOPTED BUDGET
ANNUAL BUDGET BY DEPARTMENT**

POLICE DEPARTMENT

<u>CODE</u>	<u>EXPENDITURE</u>	<u>ACTUAL</u> <u>FY 21-22</u>	<u>CUR BUDGET</u> <u>FY 22-23</u>	<u>ACTUAL AT</u> <u>4/30/2023</u>	<u>PROJECTED</u> <u>FY 22-23</u>	<u>ADOPTED</u> <u>FY 23-24</u>	<u>ADOPTED</u> <u>VS</u> <u>CURRENT</u>
	TOTAL FUND 401	623,965	165,207	91,134	165,207	76,600	-53.63 %
	TOTAL POLICE DEPARTMENT	43,135,443	53,501,948	24,852,174	53,707,399	49,929,069	-6.68 %

FIRE DEPARTMENT

Fire Department’s primary mission is to save life and property of the citizens of Lafayette. We accomplish safeguarding and reduction of dangers to life and property, and the environment through innovative training, code enforcement, and prompt dispatch of a qualified fire suppression force.

Statistical Information:

DESCRIPTION	FY 2020-21	FY 2021-22	FY 2022-23 ESTIMATED	FY 2023-24 PROJECTED
Number of Fire Stations	14	14	14	14
Number of Volunteer Fire Departments	7	7	7	7
Number of Calls Answered	9,920	9,200	9,592	9,700
Number of Inspections Conducted	2,616	2,400	2,260	2,500

Status of FY 2022-23 Goals:

- The implementation of First Due, a new Record Management System (RMS), went “live” in September 2023. The new RMS will encompass a robust workforce management application to assist with necessary staffing needs such as shift scheduling, exchange of time, and overtime. The automated application would digitize the process and alleviate hours of manually scheduling employees.
- The department’s transition to expanding our classroom-style training operations model to a virtual platform is complete. Virtual classroom is the way of the future to deliver quality instruction to our firefighters while being fiscally responsible and efficient with time management. The department implemented a virtual training platform to broadcast training requirements to all fire stations and facilities. The implementation of the virtual capabilities will reduce associated expenditures, improving time management and ultimately improving response times.

Operational and Budgeted Goals for FY 2023-24:

- The Fire Department will implement a digital signage application to enhance internal communications for day-to-day operations, increase efficiency of emergency response dispatching, asset management, and deliver distance training to all 14 fire stations. The goal to enhance our internal communications department-wide is moving forward. The project is in the development phase.
- Rebuild Fire Station #6 at a different location central to the response zone to maintain fire rating requirements. The new fire station will be expanded to allow for additional emergency resources in the response area. The property has been acquired; design is underway.

Performance Measures:

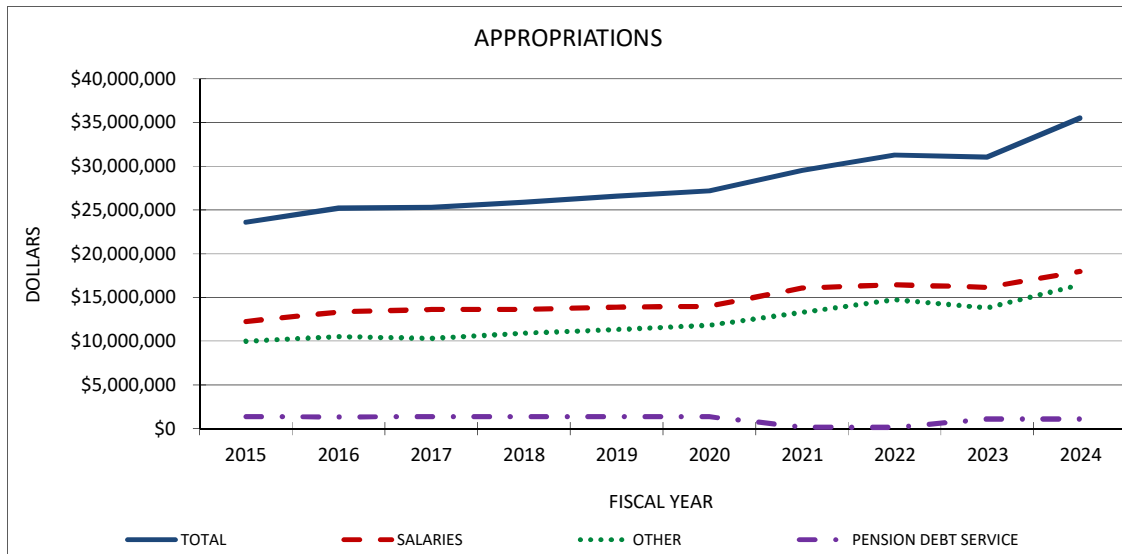
PERFORMANCE MEASURE	BENCHMARK	FY 2021-22 ACTUAL	FY 2022-23 ESTIMATED	FY 2023-24 FORECAST/GOAL
Firefighters Per 1,000 Citizens	2	1.98	1.98	2.02
Fire Incidents Per 1,000 Citizens	66.35	67.65	70.37	71.11
Fire Calls Per 1,000 Citizens	4.13	4.41	4.87	4.57
Medical Calls Per 1,000 Citizens	32	35.63	36.45	37.35
Response Time	within 5 min, 20 sec	73%	78%	83%



LAFAYETTE CONSOLIDATED GOVERNMENT
2023-24 ADOPTED BUDGET
FIRE DEPARTMENT

10 YEAR BUDGET HISTORY
APPROPRIATIONS, EXCLUDING CAPITAL

FISCAL YEAR	TOTAL ¹	SALARIES ²	PENSION ³		STRENGTH	STRENGTH CHANGE
			DEBT SERVICE	OTHER ⁴		
2015	\$23,598,977	12,249,429	1,357,825	9,991,723	284	21
2016	\$25,210,302	13,331,326	1,355,177	10,523,799	284	0
2017	\$25,325,515	13,637,917	1,359,118	10,328,480	285	1
2018	\$25,898,400	13,619,647	1,358,884	10,919,869	285	0
2019	\$26,573,471	13,883,909	1,359,327	11,330,235	285	0
2020	\$27,175,555	13,988,733	1,359,940	11,826,882	285	0
2021	\$29,538,359	16,077,542	177,583	13,283,234	285	0
2022	\$31,300,517	16,436,153	127,111	14,737,253	285	0
2023	\$31,070,492	16,150,493	1,099,911	13,820,088	285	0
2024	\$35,510,725	17,975,844	1,098,133	16,436,748	288	3



This schedule is adjusted from the departmental recap schedule as follows:

- ¹ Total Appropriations less capital, plus pension debt service, plus reserve-fire 2% state mandated increase, plus int app-fire pension fund
- ² Includes personnel salaries, holiday pay, and promotion costs
- ³ 39.4% of line item 1010170-74000-358 allocated to Fire Department and 60.6% allocated to Police Department
- ⁴ Total appropriations less salaries and pension debt service

Significant Changes

2021-Council approved Pay Plan increasing salaries and benefits during fiscal year 2020. Decrease in Pension Debt Service is due to the refunding of the pension bonds. Increases in Other is primarily due to increases in Retirement/Medicare Tax and Group Health Insurance due to premium rate change.

2022-Council approved 2% general pay increase for uniformed fire personnel increasing salaries and benefits. Decrease in Pension Debt Service is due to the 2020 refunding of the pension bonds. Increases in Other are primarily due to increases in Uninsured Losses, Retirement/Medicare Tax and Group Health Insurance due to premium rate change.

2023-Decrease in Other is primarily due to decreases in Reserve-Pay Plan, Uninsured Losses based on Risk Management claims report Retirement/Medicare Tax and Overtime offset by increases in Group Health Insurance due to premium rate change. The pension debt service bonds were refunded with Taxable Limited Tax Refunding Bonds, Series 2020 therefore debt service payments were deferred until 2023.

2024-The increase in Salaries is due to the City Council approving a Pay Plan and the addition of three positions (Fire Comm Officer and 2-Fire Inspectors). Increases in Other is primarily due to increases in External Appropriations, Accrued Sick & Annual Leave, and 2% Fire Insurance Premiums (there is a corresponding revenue for this expense).



**LAFAYETTE CONSOLIDATED GOVERNMENT
2023 - 2024 ADOPTED BUDGET
ANNUAL BUDGET BY DEPARTMENT**

FIRE DEPARTMENT RECAP

	Actual FY 21/22	Cur Budget FY 22/23	Actual At 4/30/23	Projected FY 22/23	Adopted FY 23/24	Adopted vs. Current
Expenditures by Type						
PERSONNEL SALARIES	16,552,903	16,983,239	7,817,975	16,983,239	18,853,886	11.01 %
EMPLOYEE BENEFITS	2,556,247	2,616,617	2,557,463	2,616,617	2,532,114	-3.23 %
RETIREMENT SYSTEM	5,618,939	5,688,680	2,582,045	5,688,680	5,962,838	4.82 %
RETIREE HEALTH INS	355,518	360,371	360,371	360,371	412,684	14.52 %
ACCRUED SICK/ANNUAL	620,347	224,848	-	224,848	631,107	180.68 %
PURCHASED SERVICES	681,625	699,099	317,125	703,874	968,428	38.53 %
MATERIALS & SUPPLIES	1,024,473	975,701	484,790	975,701	1,050,510	7.67 %
EXTERNAL APPROPRIATIONS	2,578,370	1,766,299	460,039	1,766,299	3,139,285	77.73 %
UNINSURED LOSSES	748,502	248,192	-	248,192	272,648	9.85 %
MISCELLANEOUS EXPENSE	32,231	38,329	35,017	40,017	42,092	9.82 %
CAPITAL OUTLAY	4,491,574	11,755,147	1,116,271	11,755,147	7,744,822	-34.12 %
Total Expenditures	35,260,729	41,356,522	15,731,096	41,362,985	41,610,414	0.61 %

**LAFAYETTE CONSOLIDATED GOVERNMENT
2023 - 2024 ADOPTED BUDGET
ANNUAL BUDGET BY DEPARTMENT**

FIRE DEPARTMENT

CODE	EXPENDITURE	ACTUAL	CUR BUDGET	ACTUAL AT	PROJECTED	ADOPTED	ADOPTED	
		FY 21-22	FY 22-23	4/30/2023	FY 22-23	FY 23-24	VS CURRENT	
FD-ADMINISTRATION		1,541,335	1,065,789	555,114	1,062,289	1,265,424	18.73 %	
4100 FD-ADMINISTRATION		1,541,335	1,065,789	555,114	1,062,289	1,265,424	18.73 %	
1014100	50000-0	PERSONNEL SALARIES	244,655	246,754	113,168	246,754	251,834	2.06 %
1014100	50400-0	GROUP HEALTH INSURANCE	28,272	23,248	23,248	23,248	21,904	-5.78 %
1014100	50410-0	GROUP HEALTH INS-RETIREEES	355,518	360,371	360,371	360,371	412,684	14.52 %
1014100	50415-0	GROUP LIFE INSURANCE	902	1,061	416	1,061	1,075	1.32 %
1014100	50430-0	WORKERS COMP INSURANCE	1,313	1,365	1,365	1,365	1,398	2.42 %
1014100	50500-0	RETIREMENT/MEDICARE TAX	85,749	86,131	39,371	86,131	87,836	1.98 %
TOTAL PERSONNEL COSTS		716,409	718,930	537,939	718,930	776,731	8.04 %	
1014100	70000-0	DUES & LICENSES	1,047	1,141	369	1,141	1,391	21.91 %
1014100	70123-614	OTHER INSURANCE PREMIUMS-RM	60,816	65,560	0	65,560	181,288	176.52 %
1014100	70200-0	POSTAGE/SHIPPING CHARGES	915	1,252	1,185	1,252	1,552	23.96 %
1014100	70300-0	PRINTING & BINDING	430	100	0	100	100	0.00 %
1014100	70800-0	TRAVEL & MEETINGS	5,561	18,300	12,248	14,800	18,300	0.00 %
1014100	70902-0	DUPLICATING EQUIPMENT EXPENSES	1,023	933	571	933	1,433	53.59 %
1014100	72600-0	TRANSPORTATION	6,219	5,000	1,728	5,000	5,000	0.00 %
1014100	72700-0	SUPPLIES & MATERIALS	413	1,381	1,074	1,381	1,981	43.45 %
1014100	78000-0	UNINSURED LOSSES	748,502	248,192	0	248,192	272,648	9.85 %
TOTAL NON-PERSONNEL COSTS		824,926	341,859	17,175	338,359	483,693	41.49 %	
TOTAL FUND 101		1,541,335	1,060,789	555,114	1,057,289	1,260,424	18.82 %	
4014100	77140-0	RESERVE-DIRECTOR'S	0	5,000	0	5,000	5,000	0.00 %
TOTAL NON-PERSONNEL COSTS		0	5,000	0	5,000	5,000	0.00 %	
TOTAL FUND 401		0	5,000	0	5,000	5,000	0.00 %	
FD-EMERGENCY OPERATIONS		27,553,274	30,671,939	12,799,736	30,675,439	31,669,647	3.25 %	
4120 FD-EMERGENCY OPERATIONS		26,271,302	30,257,853	12,693,793	30,261,353	31,533,848	4.22 %	
1014120	50000-0	PERSONNEL SALARIES	13,133,279	13,480,879	6,072,524	13,480,879	14,782,675	9.66 %
1014120	50050-0	SALARIES-HOLIDAY PAY	358,245	360,537	259,768	360,537	375,103	4.04 %
1014120	50200-0	OVERTIME	732,169	730,770	392,916	730,770	790,770	8.21 %
1014120	50300-0	PROMOTION COSTS	0	57,580	0	57,580	194,278	237.41 %
1014120	50400-0	GROUP HEALTH INSURANCE	2,117,607	2,151,708	2,151,708	2,151,708	2,043,714	-5.02 %
1014120	50415-0	GROUP LIFE INSURANCE	57,755	79,676	27,827	79,676	84,767	6.39 %
1014120	50430-0	WORKERS COMP INSURANCE	81,204	80,853	80,853	80,853	90,395	11.80 %
1014120	50500-0	RETIREMENT/MEDICARE TAX	4,873,470	4,915,894	2,244,694	4,915,894	5,141,824	4.60 %
1014120	50900-0	ACCRUED SICK/ANNUAL LEAVE	516,612	166,661	0	166,661	496,620	197.98 %
TOTAL PERSONNEL COSTS		21,870,341	22,024,558	11,230,290	22,024,558	24,000,146	8.97 %	
1014120	50800-0	UNIFORMS	83,538	143,500	35,363	143,500	178,500	24.39 %
1014120	56040-0	WELLNESS PROFILES	20,000	17,000	0	17,000	23,000	35.29 %
1014120	60000-0	BUILDING MAINTENANCE	15,576	20,200	8,460	20,200	23,250	15.10 %
1014120	63000-0	EQUIPMENT MAINTENANCE	35,026	18,832	11,537	22,332	31,734	68.51 %
1014120	65000-0	GROUPS MAINTENANCE	524	346	306	346	846	144.51 %
1014120	66000-0	JANITORIAL SUPPLIES & SERVICES	17,789	16,800	10,510	16,800	17,789	5.89 %
1014120	67000-0	UTILITIES	181,069	172,000	85,851	172,000	181,069	5.27 %
1014120	70300-0	PRINTING & BINDING	317	345	0	345	345	0.00 %
1014120	70400-0	PUBLICATION & RECORDATION	1,059	600	160	600	1,059	76.50 %
1014120	70902-0	DUPLICATING EQUIPMENT EXPENSES	0	0	0	0	1,200	100.00 %
1014120	70907-0	CONTRACTUAL SERVICES	35,612	40,252	20,169	40,252	56,402	40.12 %
1014120	71022-0	CONTR SERV-SAAS COSTS	0	0	0	0	66,000	100.00 %
1014120	72401-0	SUP & MAT-BUNKER GEAR	976	316	0	316	976	208.86 %

**LAFAYETTE CONSOLIDATED GOVERNMENT
2023 - 2024 ADOPTED BUDGET
ANNUAL BUDGET BY DEPARTMENT**

FIRE DEPARTMENT

<u>CODE</u>		<u>EXPENDITURE</u>	<u>ACTUAL FY 21-22</u>	<u>CUR BUDGET FY 22-23</u>	<u>ACTUAL AT 4/30/2023</u>	<u>PROJECTED FY 22-23</u>	<u>ADOPTED FY 23-24</u>	<u>ADOPTED VS CURRENT</u>
1014120	72420-0	MEDICAL SUPPLIES & MATERIALS	21,370	15,000	9,751	15,000	21,370	42.47 %
1014120	72600-0	TRANSPORTATION	688,540	630,000	335,878	630,000	688,540	9.29 %
1014120	72700-0	SUPPLIES & MATERIALS	39,309	41,250	16,685	41,250	51,600	25.09 %
TOTAL NON-PERSONNEL COSTS			1,140,705	1,116,441	534,670	1,119,941	1,343,680	20.35 %
TOTAL FUND 101			23,011,046	23,140,999	11,764,960	23,144,499	25,343,826	9.52 %
4014120	89000-0	CAPITAL OUTLAY	3,260,256	7,116,854	928,833	7,116,854	6,190,022	-13.02 %
TOTAL NON-PERSONNEL COSTS			3,260,256	7,116,854	928,833	7,116,854	6,190,022	-13.02 %
TOTAL FUND 401			3,260,256	7,116,854	928,833	7,116,854	6,190,022	-13.02 %
4121 FD-EO-HAZMAT			1,281,972	414,086	105,943	414,086	135,799	-67.21 %
1014121	50000-0	PERSONNEL SALARIES	68,782	69,482	32,032	69,482	78,028	12.30 %
1014121	50400-0	GROUP HEALTH INSURANCE	11,343	11,683	11,683	11,683	11,006	-5.79 %
1014121	50415-0	GROUP LIFE INSURANCE	296	372	145	372	372	0.00 %
1014121	50430-0	WORKERS COMP INSURANCE	400	408	408	408	460	12.75 %
1014121	50500-0	RETIREMENT/MEDICARE TAX	26,104	26,192	4,763	26,192	1,236	-95.28 %
TOTAL PERSONNEL COSTS			106,925	108,137	49,031	108,137	91,102	-15.75 %
1014121	56030-0	EMPLOYEE PHYSICALS	16,845	13,500	0	13,500	16,845	24.78 %
1014121	63000-0	EQUIPMENT MAINTENANCE	0	500	0	500	500	0.00 %
1014121	70000-0	DUES & LICENSES	0	86	0	86	86	0.00 %
1014121	72420-0	MEDICAL SUPPLIES & MATERIALS	1,170	3,000	0	3,000	3,000	0.00 %
1014121	72600-0	TRANSPORTATION	35,429	22,000	9,948	22,000	22,000	0.00 %
1014121	72700-0	SUPPLIES & MATERIALS	1,066	900	215	900	1,066	18.44 %
1014121	72740-0	SUP & MAT-FOAM/ABSORBANT	1,096	1,200	439	1,200	1,200	0.00 %
TOTAL NON-PERSONNEL COSTS			55,606	41,186	10,602	41,186	44,697	8.52 %
TOTAL FUND 101			162,531	149,323	59,633	149,323	135,799	-9.06 %
4014121	89000-0	CAPITAL OUTLAY	1,119,441	264,763	46,310	264,763	0	-100.00 %
TOTAL NON-PERSONNEL COSTS			1,119,441	264,763	46,310	264,763	0	-100.00 %
TOTAL FUND 401			1,119,441	264,763	46,310	264,763	0	-100.00 %
FD-TECHNICAL OPERATIONS			3,483,511	4,378,324	1,844,440	4,378,324	5,468,124	24.89 %
4131 FD-TO-COMMUNICATIONS			1,279,427	1,428,326	787,146	1,421,326	1,603,455	12.26 %
1014131	50000-0	PERSONNEL SALARIES	733,098	755,159	346,737	755,159	885,643	17.28 %
1014131	50050-0	SALARIES-HOLIDAY PAY	15,642	17,085	11,269	17,085	17,427	2.00 %
1014131	50200-0	OVERTIME	57,581	48,862	41,073	41,862	57,581	17.84 %
1014131	50400-0	GROUP HEALTH INSURANCE	90,516	93,228	93,228	93,228	98,838	6.02 %
1014131	50415-0	GROUP LIFE INSURANCE	3,083	4,152	1,526	4,152	4,617	11.20 %
1014131	50430-0	WORKERS COMP INSURANCE	4,189	4,272	4,272	4,272	5,015	17.39 %
1014131	50500-0	RETIREMENT/MEDICARE TAX	249,939	241,659	114,421	241,659	282,790	17.02 %
TOTAL PERSONNEL COSTS			1,154,048	1,164,417	612,526	1,157,417	1,351,911	16.10 %
1014131	63000-0	EQUIPMENT MAINTENANCE	9,263	14,680	12,928	14,680	14,680	0.00 %
1014131	70000-0	DUES & LICENSES	864	912	912	912	912	0.00 %
1014131	70500-0	TELECOMMUNICATIONS	107,525	122,400	54,010	122,400	126,587	3.42 %
1014131	72600-0	TRANSPORTATION	1,781	2,993	436	2,993	2,993	0.00 %
1014131	72700-0	SUPPLIES & MATERIALS	3,023	2,372	2,099	2,372	3,372	42.16 %
TOTAL NON-PERSONNEL COSTS			122,456	143,357	70,385	143,357	148,544	3.62 %
TOTAL FUND 101			1,276,504	1,307,774	682,911	1,300,774	1,500,455	14.73 %

**LAFAYETTE CONSOLIDATED GOVERNMENT
2023 - 2024 ADOPTED BUDGET
ANNUAL BUDGET BY DEPARTMENT**

FIRE DEPARTMENT

CODE	EXPENDITURE	ACTUAL	CUR BUDGET	ACTUAL AT	PROJECTED	ADOPTED	ADOPTED VS
		FY 21-22	FY 22-23	4/30/2023	FY 22-23	FY 23-24	CURRENT
4014131	89000-0	CAPITAL OUTLAY	2,923	120,552	104,235	120,552	103,000 -14.56 %
TOTAL NON-PERSONNEL COSTS		2,923	120,552	104,235	120,552	103,000	-14.56 %
TOTAL FUND 401		2,923	120,552	104,235	120,552	103,000	-14.56 %
4132 FD-TO-FIRE PREVENTION		1,392,685	1,954,582	650,345	1,954,582	1,457,914	-25.41 %
1014132	50000-0	PERSONNEL SALARIES	815,668	801,650	367,293	801,650	958,251 19.53 %
1014132	50050-0	SALARIES-HOLIDAY PAY	0	196	0	196	200 2.04 %
1014132	50200-0	OVERTIME	15,599	19,491	8,520	19,491	19,491 0.00 %
1014132	50400-0	GROUP HEALTH INSURANCE	90,516	81,486	81,486	81,486	93,254 14.44 %
1014132	50415-0	GROUP LIFE INSURANCE	3,489	4,139	1,647	4,139	4,608 11.33 %
1014132	50430-0	WORKERS COMP INSURANCE	4,749	4,581	4,581	4,581	5,561 21.39 %
1014132	50500-0	RETIREMENT/MEDICARE TAX	283,586	301,724	129,027	301,724	320,795 6.32 %
1014132	50900-0	ACCRUED SICK/ANNUAL LEAVE	103,735	1,159	0	1,159	0 -100.00 %
TOTAL PERSONNEL COSTS		1,317,342	1,214,426	592,554	1,214,426	1,402,160	15.46 %
1014132	60000-0	BUILDING MAINTENANCE	366	821	67	821	821 0.00 %
1014132	63000-0	EQUIPMENT MAINTENANCE	166	290	82	290	290 0.00 %
1014132	66000-0	JANITORIAL SUPPLIES & SERVICES	1,471	1,200	714	1,200	1,200 0.00 %
1014132	70000-0	DUES & LICENSES	675	800	303	800	800 0.00 %
1014132	70300-0	PRINTING & BINDING	428	432	98	432	432 0.00 %
1014132	70700-0	TOURISM	8,265	6,000	1,625	6,000	6,000 0.00 %
1014132	70902-0	DUPLICATING EQUIPMENT EXPENSES	525	833	316	833	1,133 36.01 %
1014132	70907-0	CONTRACTUAL SERVICES	0	116	0	116	116 0.00 %
1014132	71022-0	CONTR SERV-SAAS COSTS	0	0	0	0	500 100.00 %
1014132	72600-0	TRANSPORTATION	54,432	40,239	28,861	40,239	40,239 0.00 %
1014132	72700-0	SUPPLIES & MATERIALS	4,223	4,100	2,446	4,100	4,223 3.00 %
TOTAL NON-PERSONNEL COSTS		70,551	54,831	34,512	54,831	55,754	1.68 %
TOTAL FUND 101		1,387,893	1,269,257	627,066	1,269,257	1,457,914	14.86 %
1284132	70765-0	TOURISM-PUBLIC EDUCATION	0	10,000	9,985	10,000	0 -100.00 %
TOTAL NON-PERSONNEL COSTS		0	10,000	9,985	10,000	0	-100.00 %
TOTAL FUND 128		0	10,000	9,985	10,000	0	-100.00 %
4014132	89000-0	CAPITAL OUTLAY	4,792	675,325	13,294	675,325	0 -100.00 %
TOTAL NON-PERSONNEL COSTS		4,792	675,325	13,294	675,325	0	-100.00 %
TOTAL FUND 401		4,792	675,325	13,294	675,325	0	-100.00 %
4133 FD-TO-TRAINING		811,399	995,416	406,949	1,002,416	2,406,755	141.78 %
1014133	50000-0	PERSONNEL SALARIES	376,220	384,271	169,398	391,271	432,405 12.53 %
1014133	50100-0	TEMPORARY EMPLOYEES	0	0	1,243	0	0 0.00 %
1014133	50200-0	OVERTIME	1,965	10,200	2,034	10,200	10,200 0.00 %
1014133	50300-0	PROMOTION COSTS	0	323	0	323	0 -100.00 %
1014133	50400-0	GROUP HEALTH INSURANCE	56,601	70,039	70,039	70,039	60,452 -13.69 %
1014133	50415-0	GROUP LIFE INSURANCE	1,656	2,080	765	2,080	2,149 3.32 %
1014133	50430-0	WORKERS COMP INSURANCE	2,356	2,266	2,266	2,266	2,529 11.61 %
1014133	50500-0	RETIREMENT/MEDICARE TAX	100,091	117,080	49,769	117,080	128,357 9.63 %
1014133	50900-0	ACCRUED SICK/ANNUAL LEAVE	0	57,028	0	57,028	134,487 135.83 %
TOTAL PERSONNEL COSTS		538,889	643,287	295,514	650,287	770,579	19.79 %
1014133	50600-0	TRAINING OF PERSONNEL	71,980	60,000	49,522	60,000	90,000 50.00 %
1014133	60000-0	BUILDING MAINTENANCE	22,977	18,650	6,832	18,650	18,650 0.00 %
1014133	63000-0	EQUIPMENT MAINTENANCE	1,827	4,000	2,829	4,000	4,000 0.00 %
			196				

**LAFAYETTE CONSOLIDATED GOVERNMENT
2023 - 2024 ADOPTED BUDGET
ANNUAL BUDGET BY DEPARTMENT**

FIRE DEPARTMENT

<u>CODE</u>		<u>EXPENDITURE</u>	<u>ACTUAL FY 21-22</u>	<u>CUR BUDGET FY 22-23</u>	<u>ACTUAL AT 4/30/2023</u>	<u>PROJECTED FY 22-23</u>	<u>ADOPTED FY 23-24</u>	<u>ADOPTED VS CURRENT</u>
1014133	66000-0	JANITORIAL SUPPLIES & SERVICES	1,180	1,475	452	1,475	1,475	0.00 %
1014133	67000-0	UTILITIES	23,215	21,000	9,369	21,000	21,000	0.00 %
1014133	70300-0	PRINTING & BINDING	0	90	0	90	90	0.00 %
1014133	70700-0	TOURISM	0	1,000	0	1,000	1,000	0.00 %
1014133	70902-0	DUPLICATING EQUIPMENT EXPENSES	1,200	4,133	1,635	4,133	4,633	12.10 %
1014133	70907-0	CONTRACTUAL SERVICES	17,069	16,500	8,905	16,500	18,500	12.12 %
1014133	71022-0	CONTR SERV-SAAS COSTS	0	0	0	0	400	100.00 %
1014133	72600-0	TRANSPORTATION	14,292	9,300	4,294	9,300	9,300	0.00 %
1014133	72700-0	SUPPLIES & MATERIALS	10,056	8,650	1,739	8,650	10,650	23.12 %
1014133	72810-0	SUP & MAT-PROPANE	4,306	4,500	2,259	4,500	4,500	0.00 %
1014133	76140-0	EXT APP-BOY SCOUTS/AMERICA	246	178	0	178	178	0.00 %
TOTAL NON-PERSONNEL COSTS			168,348	149,476	87,836	149,476	184,376	23.35 %
TOTAL FUND 101			707,237	792,763	383,350	799,763	954,955	20.46 %
4014133	89000-0	CAPITAL OUTLAY	104,162	202,653	23,599	202,653	1,451,800	616.40 %
TOTAL NON-PERSONNEL COSTS			104,162	202,653	23,599	202,653	1,451,800	616.40 %
TOTAL FUND 401			104,162	202,653	23,599	202,653	1,451,800	616.40 %
FD-PARISHWIDE FIRE PROTECTION			2,682,609	5,240,470	531,806	5,246,933	3,207,219	-38.80 %
4190 FD-PARISHWIDE FIRE PROTECTION			2,682,609	5,240,470	531,806	5,246,933	3,207,219	-38.80 %
1054190	75000-0	BROUSSARD VFD 2%	117,584	62,413	0	62,413	117,584	88.40 %
1054190	75100-0	CARENCRO VFD 2%	155,256	82,219	0	82,219	155,256	88.83 %
1054190	75200-0	CITY OF LAFAYETTE 2%	1,022,837	538,351	0	538,351	1,022,837	89.99 %
1054190	75300-0	DUSON VFD 2%	23,619	12,893	0	12,893	23,619	83.19 %
1054190	75400-0	JUDICE VFD 2%	73,991	39,494	0	39,494	73,991	87.35 %
1054190	75500-0	MILTON VFD 2%	72,353	38,633	0	38,633	72,353	87.28 %
1054190	75600-0	SCOTT VFD 2%	160,621	85,040	0	85,040	160,621	88.88 %
1054190	75700-0	YOUNGSVILLE VFD 2%	176,222	93,242	0	93,242	176,222	88.99 %
TOTAL NON-PERSONNEL COSTS			1,802,483	952,285	0	952,285	1,802,483	89.28 %
TOTAL FUND 105			1,802,483	952,285	0	952,285	1,802,483	89.28 %
2794190	51000-0	ADMINISTRATIVE COST	3,000	10,000	0	14,775	15,000	50.00 %
2794190	70907-0	CONTRACTUAL SERVICES	16,020	16,020	5,175	16,020	16,020	0.00 %
2794190	72600-0	TRANSPORTATION	53,234	40,000	31,575	40,000	0	-100.00 %
2794190	76540-0	EXT APP-PARISHWDE COMM-OFFICER	29,873	29,873	0	29,873	29,873	0.00 %
2794190	76550-0	EXT APP-VFD ASSISTANCE	0	0	0	0	1,238,592	100.00 %
2794190	76550-1000	EXT APP-BROUSSARD VFD PAR APP	71,322	71,322	60,775	71,322	0	-100.00 %
2794190	76550-1001	EXT APP-CARENCRO VFD PAR APP	71,322	71,322	60,775	71,322	0	-100.00 %
2794190	76550-1002	EXT APP-REIMB CITY FIRE TRUCK	10,000	10,000	5,000	10,000	0	-100.00 %
2794190	76550-1003	EXT APP-DUSON VFD PAR APP	112,961	116,522	62,302	116,522	0	-100.00 %
2794190	76550-1004	EXT APP-JUDICE VFD PAR APP	119,491	140,873	68,644	140,873	0	-100.00 %
2794190	76550-1005	EXT APP-MILTON VFD PAR APP	131,621	140,873	74,993	140,873	0	-100.00 %
2794190	76550-1006	EXT APP-SCOTT VFD PAR APP	71,322	71,322	60,775	71,322	0	-100.00 %
2794190	76550-1007	EXT APP-YOUNGSVILLE VFD PAR AP	71,322	71,322	60,775	71,322	0	-100.00 %
2794190	76550-1008	EXT APP-CITY OF LAF APP	25,000	25,000	0	25,000	0	-100.00 %
2794190	76560-0	EXT APP-PARISHWIDE FIRE INSPEC	36,321	36,321	0	36,321	36,321	0.00 %
2794190	76561-0	EXT APP-PARWIDE DEPT REC CLERK	19,086	19,086	0	19,086	21,838	14.42 %
2794190	76660-0	EXT APP-TOWER RENTAL	6,000	10,000	6,000	10,000	10,000	0.00 %
2794190	80420-0	TAX DEDUCTIONS-RETIREMENT	32,231	33,329	35,017	35,017	37,092	11.29 %
TOTAL NON-PERSONNEL COSTS			880,126	913,185	531,806	919,648	1,404,736	53.83 %

**LAFAYETTE CONSOLIDATED GOVERNMENT
2023 - 2024 ADOPTED BUDGET
ANNUAL BUDGET BY DEPARTMENT**

FIRE DEPARTMENT

<u>CODE</u>	<u>EXPENDITURE</u>	<u>ACTUAL</u> <u>FY 21-22</u>	<u>CUR BUDGET</u> <u>FY 22-23</u>	<u>ACTUAL AT</u> <u>4/30/2023</u>	<u>PROJECTED</u> <u>FY 22-23</u>	<u>ADOPTED</u> <u>FY 23-24</u>	<u>ADOPTED</u> <u>VS</u> <u>CURRENT</u>
	TOTAL FUND 279	880,126	913,185	531,806	919,648	1,404,736	53.83 %
6514190	89000-0 CAPITAL OUTLAY	0	3,375,000	0	3,375,000	0	-100.00 %
	TOTAL NON-PERSONNEL COSTS	0	3,375,000	0	3,375,000	0	-100.00 %
	TOTAL FUND 651	0	3,375,000	0	3,375,000	0	-100.00 %
	TOTAL FIRE DEPARTMENT	35,260,729	41,356,522	15,731,096	41,362,985	41,610,414	0.61 %

PUBLIC WORKS

Public Works is primarily responsible for construction and/or maintenance of parish-wide roads, bridges and drainage infrastructure as well as maintenance of over 100 LCG owned buildings and more than 1,750 pieces of equipment. Public Works provides engineering design support services for other departments (except LUS). The Environmental Quality Division is also under the authority of Public Works.

For FY 2023-24, our goals for Public Works include, but are not limited to, providing the following:

Provide Superior Capital Project Delivery

- During FY 2022-23, the division completed 33 capital improvement projects totaling \$72,723,000.
- There are currently 161 planned capital projects with estimated construction costs of \$407,697,000. In addition, Public Works has 47 projects currently under construction valued at \$170,112,000.
- Public Works strives to expedite all aspects of road and drainage construction projects including right of way acquisition, utility relocation, plan preparation, bidding, construction administration, and inspection as well as ensure that all new infrastructure is of the highest quality. Putting our tax dollars to work and getting projects complete is a priority for Public Works.

FISCAL YEAR	FUNDING - TOTAL PLANNED PROJECTS	TARGET UNDER CONSTRUCTION	TOTAL UNDER CONSTRUCTION	PERFORMANCE
22-23	\$407,697,000	35%	\$170,112,000	41%
21-22	\$366,731,000	35%	\$135,622,000	36%
20-21	319,605,000	35%	69,498,000	22%

Facilities Maintenance and Improvements

- Dedicated to providing quality service by keeping all City facilities maintained in the best condition possible through teamwork.
- Responded to over 935 Requests for Service as part of the division’s on-going maintenance of over 100 LCG buildings.

FISCAL YEAR	OPEN WORK ORDERS	TARGET CLOSURE RATE	TOTAL COMPLETE	PERFORMANCE
22-23	954	95%	938	98%
21-22	1,035	95%	1,018	98%
20-21	1,029	95%	1,025	99%

Vehicle Maintenance

- Vehicle Maintenance employees are responsible for keeping City vehicles and equipment on the road, where they are used to provide direct services to the public. Mechanics and other Vehicle Maintenance staff continue to receive training on the repair and maintenance of the more specialized equipment being utilized by LCG.

FISCAL YEAR	OPEN JOBS	TARGET CLOSED RATE	TOTAL COMPLETE	PERFORMANCE
22-23	13,504	90%	11,706	86%
21-22	14,935	90%	14,233	95%
20-21	15,803	90%	14,833	93%

Environmental Quality

- The division oversees the residential solid waste contract, environmental codes, and regulatory compliance including stormwater quality.
- During fiscal year 22-23, EQ inspected property for tall grass and/or debris on property, resulting in 7,665 violation letters (this includes proactive inspection)
- 1,975 properties were abated by our contractors

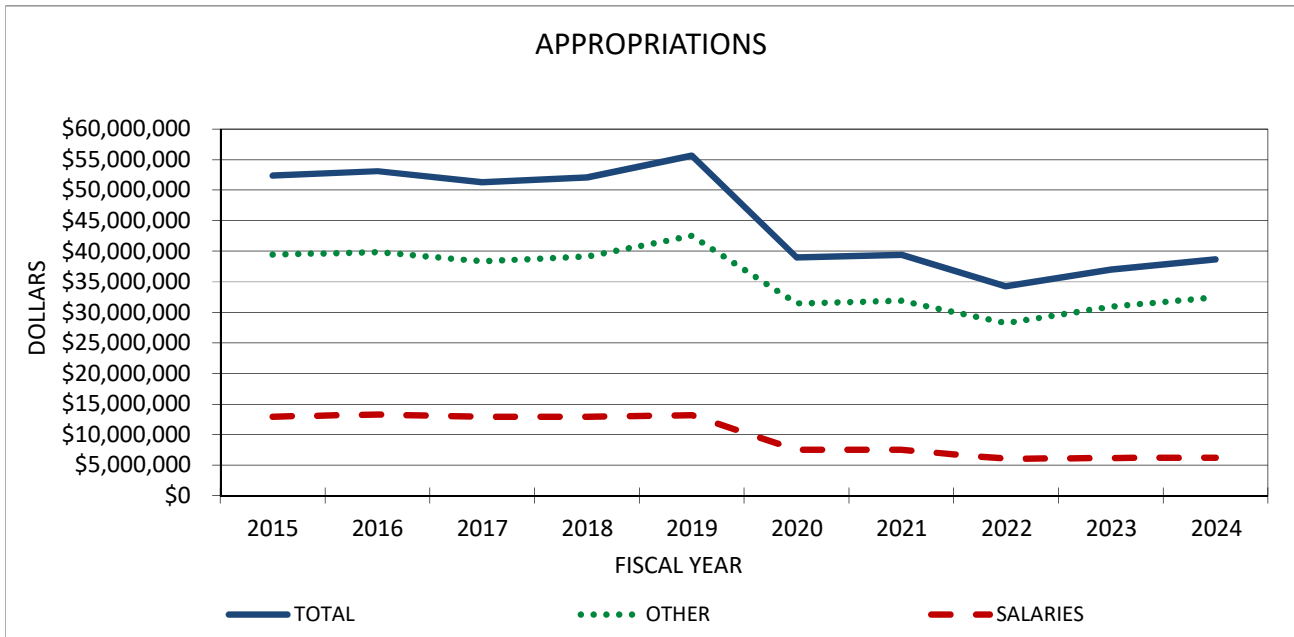
FISCAL YEAR	TALL GRASS/DEBRIS COMPLIANCE INSPECTION REQUESTS	TARGET COMPLIANCE RATE	TOTAL COMPLIANCE	PERFORMANCE
22-23	7,232	70%	5,354	74%
21-22	6,192	70%	4,334	69%
20-21	3,623	70%	2,772	76%



LAFAYETTE CONSOLIDATED GOVERNMENT
2023-24 ADOPTED BUDGET
PUBLIC WORKS DEPARTMENT

10 YEAR BUDGET HISTORY
APPROPRIATIONS, EXCLUDING CAPITAL

FISCAL YEAR	TOTAL	SALARIES	OTHER	STRENGTH	STRENGTH CHANGE
2015	\$52,378,520	12,918,877	39,459,643	339	0
2016	\$53,125,301	13,258,039	39,867,262	341	2
2017	\$51,279,948	12,939,953	38,339,995	336	(5)
2018	\$52,073,463	12,923,035	39,150,428	336	0
2019	\$55,677,138	13,153,620	42,523,518	335	(1)
2020	\$39,002,859	7,516,808	31,486,051	179	(158)
2021	\$39,400,498	7,506,996	31,893,502	180	1
2022	\$34,259,785	6,026,436	28,233,349	133	(47)
2023	\$37,031,890	6,124,658	30,907,232	132	(1)
2024	\$38,684,879	6,223,453	32,461,426	130	(2)



Significant Changes

2022-Decreases in Salaries and Other are primarily due to the Transit Operations and Parking Program Divisions moving from Public Works Department to Traffic, Roads, & Bridges Department during fiscal year 2021.

2023-City and Parish Councils approved pay adjustment during FY2022 increasing salaries and benefits. The increase in Other is primarily due to increases in Environmental Quality Solid Waste line item and Mosquito Control moving from CAO to Public Works.

2024-City and Parish Councils approved a 2% pay adjustment, increasing salaries and benefits. In addition, three positions were removed (Right of Way Agent, Civil Engineering Aide Spec I, and Civil Engineering Aide Spec I) and one created (Capital Improvements Manager) for a net decrease of two. There were also increases in property insurance premiums, utilities, and contractual services.



**LAFAYETTE CONSOLIDATED GOVERNMENT
2023 - 2024 ADOPTED BUDGET
ANNUAL BUDGET BY DEPARTMENT**

PUBLIC WORKS DEPARTMENT RECAP

	Actual FY 21/22	Cur Budget FY 22/23	Actual At 4/30/23	Projected FY 22/23	Adopted FY 23/24	Adopted vs. Current
Expenditures by Type						
PERSONNEL SALARIES	5,455,911	6,233,795	2,472,898	6,233,795	6,392,448	2.55 %
EMPLOYEE BENEFITS	1,095,348	1,150,888	1,127,272	1,150,888	1,060,584	-7.85 %
RETIREMENT SYSTEM	1,241,155	1,310,523	546,108	1,310,523	1,284,795	-1.96 %
RETIREE HEALTH INS	33,860	29,063	29,063	29,063	34,875	20.00 %
ACCRUED SICK/ANNUAL	3,675	178,120	-	178,120	-	-100.00 %
PURCHASED SERVICES	21,708,468	22,694,092	8,995,664	22,444,875	22,948,587	1.12 %
MATERIALS & SUPPLIES	346,310	410,632	145,144	410,632	426,207	3.79 %
EXTERNAL APPROPRIATIONS	23,562	24,000	11,781	24,000	24,000	0.00 %
UNINSURED LOSSES	148,814	100,672	-	100,672	663,856	559.42 %
COGS PROD	5,957,917	5,319,126	3,177,956	5,319,126	5,319,126	0.00 %
MISCELLANEOUS EXPENSE	734,042	509,278	230,796	519,743	535,401	5.13 %
DEPRECIATION/AMORTIZATION	260,549	-	129,863	-	-	0.00 %
CAPITAL OUTLAY	96,191,384	169,117,264	22,565,909	167,586,860	21,290,971	-87.41 %
Total Expenditures	133,200,995	207,077,453	39,432,454	205,308,297	59,980,850	-71.03 %

**LAFAYETTE CONSOLIDATED GOVERNMENT
2023 - 2024 ADOPTED BUDGET
ANNUAL BUDGET BY DEPARTMENT**

PUBLIC WORKS DEPARTMENT

CODE	EXPENDITURE	ACTUAL	CUR BUDGET	ACTUAL AT	PROJECTED	ADOPTED	ADOPTED VS
		FY 21-22	FY 22-23	4/30/2023	FY 22-23	FY 23-24	CURRENT
PW-DIRECTOR'S OFFICE		457,707	365,183	152,689	365,183	723,139	98.02 %
5100 PW-DIRECTOR'S OFFICE		261,428	301,482	134,142	301,482	272,648	-9.56 %
4015100	50000-0 PERSONNEL SALARIES	183,279	184,992	84,669	184,992	188,692	2.00 %
4015100	50400-0 GROUP HEALTH INSURANCE	22,686	23,366	23,366	23,366	22,012	-5.79 %
4015100	50415-0 GROUP LIFE INSURANCE	628	670	288	670	676	0.90 %
4015100	50430-0 WORKERS COMP INSURANCE	979	999	999	999	1,019	2.00 %
4015100	50500-0 RETIREMENT/MEDICARE TAX	47,833	48,284	22,074	48,284	49,249	2.00 %
4015100	50900-0 ACCRUED SICK/ANNUAL LEAVE	0	34,971	0	34,971	0	-100.00 %
TOTAL PERSONNEL COSTS		255,405	293,282	131,396	293,282	261,648	-10.79 %
4015100	50925-0 VEHICLE SUBSIDY LEASES	6,023	6,000	2,746	6,000	6,000	0.00 %
4015100	77140-0 RESERVE-DIRECTOR'S	0	2,200	0	2,200	5,000	127.27 %
TOTAL NON-PERSONNEL COSTS		6,023	8,200	2,746	8,200	11,000	34.15 %
TOTAL FUND 401		261,428	301,482	134,142	301,482	272,648	-9.56 %
5200 PW-DIRECTOR'S OFFICE-C		196,279	63,701	18,547	63,701	450,491	607.20 %
2605200	50600-0 TRAINING OF PERSONNEL	0	1,200	0	1,200	1,200	0.00 %
2605200	67000-0 UTILITIES	41,081	44,400	15,999	44,400	44,400	0.00 %
2605200	70123-614 OTHER INSURANCE PREMIUMS-RM	30,670	5,032	0	5,032	51,945	932.29 %
2605200	70200-0 POSTAGE/SHIPPING CHARGES	0	100	0	100	100	0.00 %
2605200	70300-0 PRINTING & BINDING	0	100	0	100	100	0.00 %
2605200	70500-0 TELECOMMUNICATIONS	1,422	4,500	1,000	4,500	4,500	0.00 %
2605200	70800-0 TRAVEL & MEETINGS	580	3,000	412	3,000	3,000	0.00 %
2605200	70902-0 DUPLICATING EQUIPMENT EXPENSES	1,639	1,493	712	1,493	1,493	0.00 %
2605200	72600-0 TRANSPORTATION	587	800	175	800	800	0.00 %
2605200	72700-0 SUPPLIES & MATERIALS	138	600	249	600	600	0.00 %
2605200	78000-0 UNINSURED LOSSES	120,162	2,476	0	2,476	342,353	3,726.86 %
TOTAL NON-PERSONNEL COSTS		196,279	63,701	18,547	63,701	450,491	607.20 %
TOTAL FUND 260		196,279	63,701	18,547	63,701	450,491	607.20 %
PW-CAPITAL IMPROVEMENTS-PROJ		86,732,441	131,057,635	19,541,055	129,647,283	17,628,971	-86.55 %
5130 PW-CIP-PROJECTS		86,723,895	131,036,575	19,539,404	129,626,223	17,628,971	-86.55 %
1055130	89000-0 CAPITAL OUTLAY	186,628	1,313,372	125,970	1,313,372	2,024,465	54.14 %
TOTAL NON-PERSONNEL COSTS		186,628	1,313,372	125,970	1,313,372	2,024,465	54.14 %
TOTAL FUND 105		186,628	1,313,372	125,970	1,313,372	2,024,465	54.14 %
1265130	89000-0 CAPITAL OUTLAY	0	3,200,000	0	3,200,000	0	-100.00 %
TOTAL NON-PERSONNEL COSTS		0	3,200,000	0	3,200,000	0	-100.00 %
TOTAL FUND 126		0	3,200,000	0	3,200,000	0	-100.00 %
1275130	89000-0 CAPITAL OUTLAY	49,444,472	12,676,172	702,104	11,926,172	0	-100.00 %
TOTAL NON-PERSONNEL COSTS		49,444,472	12,676,172	702,104	11,926,172	0	-100.00 %
TOTAL FUND 127		49,444,472	12,676,172	702,104	11,926,172	0	-100.00 %
1895130	89000-0 CAPITAL OUTLAY	230	0	0	0	0	0.00 %
TOTAL NON-PERSONNEL COSTS		230	0	0	0	0	0.00 %
TOTAL FUND 189		230	0	0	0	0	0.00 %
2605130	89000-0 CAPITAL OUTLAY	11,689,680	15,980,839	3,763,263	15,605,839	4,879,506	-69.47 %

**LAFAYETTE CONSOLIDATED GOVERNMENT
2023 - 2024 ADOPTED BUDGET
ANNUAL BUDGET BY DEPARTMENT**

PUBLIC WORKS DEPARTMENT

<u>CODE</u>	<u>EXPENDITURE</u>	<u>ACTUAL FY 21-22</u>	<u>CUR BUDGET FY 22-23</u>	<u>ACTUAL AT 4/30/2023</u>	<u>PROJECTED FY 22-23</u>	<u>ADOPTED FY 23-24</u>	<u>ADOPTED VS CURRENT</u>
TOTAL NON-PERSONNEL COSTS		11,689,680	15,980,839	3,763,263	15,605,839	4,879,506	-69.47 %
TOTAL FUND 260		11,689,680	15,980,839	3,763,263	15,605,839	4,879,506	-69.47 %
2615130	89000-0 CAPITAL OUTLAY	2,786,622	2,402,533	1,042,918	2,402,533	500,000	-79.19 %
2615130	89000-2001 CAPITAL OUTLAY-2020B	0	0	556	0	0	0.00 %
TOTAL NON-PERSONNEL COSTS		2,786,622	2,402,533	1,043,474	2,402,533	500,000	-79.19 %
TOTAL FUND 261		2,786,622	2,402,533	1,043,474	2,402,533	500,000	-79.19 %
2735130	89000-0 CAPITAL OUTLAY	32,214	1,489,261	8,346	1,489,261	1,000,000	-32.85 %
TOTAL NON-PERSONNEL COSTS		32,214	1,489,261	8,346	1,489,261	1,000,000	-32.85 %
TOTAL FUND 273		32,214	1,489,261	8,346	1,489,261	1,000,000	-32.85 %
2755130	89000-0 CAPITAL OUTLAY	3,650,084	1,743,901	91,070	1,743,901	0	-100.00 %
TOTAL NON-PERSONNEL COSTS		3,650,084	1,743,901	91,070	1,743,901	0	-100.00 %
TOTAL FUND 275		3,650,084	1,743,901	91,070	1,743,901	0	-100.00 %
4015130	89000-0 CAPITAL OUTLAY	17,125,731	29,586,489	2,745,743	29,301,137	9,225,000	-68.82 %
TOTAL NON-PERSONNEL COSTS		17,125,731	29,586,489	2,745,743	29,301,137	9,225,000	-68.82 %
TOTAL FUND 401		17,125,731	29,586,489	2,745,743	29,301,137	9,225,000	-68.82 %
6505130	89000-0 CAPITAL OUTLAY	647,310	32,343,891	1,354,756	32,343,891	0	-100.00 %
TOTAL NON-PERSONNEL COSTS		647,310	32,343,891	1,354,756	32,343,891	0	-100.00 %
TOTAL FUND 650		647,310	32,343,891	1,354,756	32,343,891	0	-100.00 %
6515130	89000-0 CAPITAL OUTLAY	1,160,924	30,300,117	9,704,678	30,300,117	0	-100.00 %
TOTAL NON-PERSONNEL COSTS		1,160,924	30,300,117	9,704,678	30,300,117	0	-100.00 %
TOTAL FUND 651		1,160,924	30,300,117	9,704,678	30,300,117	0	-100.00 %
5230 PW-CIP-PROJECTS-C		8,546	21,060	1,651	21,060	0	-100.00 %
2615230	89000-0 CAPITAL OUTLAY	8,546	21,060	1,651	21,060	0	-100.00 %
TOTAL NON-PERSONNEL COSTS		8,546	21,060	1,651	21,060	0	-100.00 %
TOTAL FUND 261		8,546	21,060	1,651	21,060	0	-100.00 %
PW-CAPITAL IMPROVEMENTS-OTHER		6,124,923	15,193,711	2,737,019	15,073,659	3,961,890	-73.92 %
5131 PW-CIP-ENGINEER/DESIGN/DEVELOP		3,216,477	4,333,398	1,451,016	4,227,748	1,615,205	-62.73 %
2615131	50100-0 TEMPORARY EMPLOYEES	17,973	12,126	8,470	12,126	12,126	0.00 %
2615131	50500-0 RETIREMENT/MEDICARE TAX	5,536	3,700	2,609	3,700	0	-100.00 %
TOTAL PERSONNEL COSTS		23,509	15,826	11,079	15,826	12,126	-23.38 %
TOTAL FUND 261		23,509	15,826	11,079	15,826	12,126	-23.38 %
4015131	50000-0 PERSONNEL SALARIES	956,477	985,241	450,936	985,241	1,007,160	2.22 %
4015131	50100-0 TEMPORARY EMPLOYEES	0	3,125	0	3,125	3,125	0.00 %
4015131	50200-0 OVERTIME	0	1,561	460	1,561	1,561	0.00 %
4015131	50400-0 GROUP HEALTH INSURANCE	118,845	116,535	116,535	116,535	115,320	-1.04 %
4015131	50415-0 GROUP LIFE INSURANCE	3,911	5,176	1,873	5,176	5,244	1.31 %
4015131	50430-0 WORKERS COMP INSURANCE	5,135	5,322	5,322	5,322	5,438	2.18 %
4015131	50500-0 RETIREMENT/MEDICARE TAX	203,098	208,370	95,160	208,370	215,152	3.25 %
4015131	50900-0 ACCRUED SICK/ANNUAL LEAVE	0	56,820	0	56,820	0	-100.00 %

**LAFAYETTE CONSOLIDATED GOVERNMENT
2023 - 2024 ADOPTED BUDGET
ANNUAL BUDGET BY DEPARTMENT**

PUBLIC WORKS DEPARTMENT

CODE	EXPENDITURE	ACTUAL	CUR BUDGET	ACTUAL AT	PROJECTED	ADOPTED	ADOPTED VS
		FY 21-22	FY 22-23	4/30/2023	FY 22-23	FY 23-24	CURRENT
TOTAL PERSONNEL COSTS		1,287,466	1,382,150	670,286	1,382,150	1,353,000	-2.11 %
4015131	50600-0	2,398	3,000	992	3,000	3,000	0.00 %
4015131	50800-0	919	1,000	145	1,000	1,000	0.00 %
4015131	63000-0	853	2,000	0	2,000	2,000	0.00 %
4015131	70000-0	466	1,000	295	1,000	1,000	0.00 %
4015131	70500-0	6,072	4,700	2,829	4,700	6,200	31.91 %
4015131	70800-0	630	700	0	700	700	0.00 %
4015131	71024-0	64,210	0	0	0	0	0.00 %
4015131	72600-0	13,375	16,071	7,203	16,071	16,071	0.00 %
4015131	72700-0	7,457	7,700	1,855	7,700	7,700	0.00 %
4015131	78000-0	2,234	5,890	0	5,890	177,408	2,912.02 %
4015131	89000-0	1,806,888	2,893,361	756,332	2,787,711	35,000	-98.79 %
TOTAL NON-PERSONNEL COSTS		1,905,502	2,935,422	769,651	2,829,772	250,079	-91.48 %
TOTAL FUND 401		3,192,968	4,317,572	1,439,937	4,211,922	1,603,079	-62.87 %
5132 PW-CIP-RIGHT OF WAY		458,655	523,825	224,017	523,825	425,033	-18.86 %
4015132	50000-0	322,727	343,925	131,480	343,925	292,334	-15.00 %
4015132	50100-0	7,278	7,500	622	7,500	7,500	0.00 %
4015132	50400-0	39,501	52,426	52,426	52,426	43,916	-16.23 %
4015132	50415-0	1,364	2,047	571	2,047	1,744	-14.80 %
4015132	50430-0	1,800	1,856	1,856	1,856	1,578	-14.98 %
4015132	50500-0	77,288	80,194	32,644	80,194	63,477	-20.85 %
4015132	50900-0	24	21,593	0	21,593	0	-100.00 %
TOTAL PERSONNEL COSTS		449,982	509,541	219,599	509,541	410,549	-19.43 %
4015132	50600-0	0	275	0	275	275	0.00 %
4015132	50800-0	547	955	0	955	955	0.00 %
4015132	70400-0	4,552	4,700	2,340	4,700	4,700	0.00 %
4015132	70500-0	178	3,200	100	3,200	3,400	6.25 %
4015132	70902-0	312	254	120	254	254	0.00 %
4015132	72600-0	2,775	4,000	1,539	4,000	4,000	0.00 %
4015132	72700-0	309	900	319	900	900	0.00 %
TOTAL NON-PERSONNEL COSTS		8,673	14,284	4,418	14,284	14,484	1.40 %
TOTAL FUND 401		458,655	523,825	224,017	523,825	425,033	-18.86 %
5133 PW-CIP-ESTIMATES/ADMIN		258,440	296,211	135,271	296,211	306,397	3.44 %
4015133	50000-0	159,678	173,023	79,191	173,023	176,485	2.00 %
4015133	50100-0	0	2,375	0	2,375	2,375	0.00 %
4015133	50200-0	300	408	162	408	408	0.00 %
4015133	50400-0	33,972	29,119	29,119	29,119	27,434	-5.79 %
4015133	50415-0	610	976	334	976	987	1.13 %
4015133	50430-0	957	934	934	934	953	2.03 %
4015133	50500-0	20,775	22,422	10,228	22,422	22,855	1.93 %
4015133	50900-0	3,577	10,054	0	10,054	0	-100.00 %
TOTAL PERSONNEL COSTS		219,869	239,311	119,968	239,311	231,497	-3.27 %
4015133	70000-0	6,000	7,000	0	7,000	7,000	0.00 %
4015133	70200-0	2,463	2,900	690	2,900	2,900	0.00 %
4015133	70300-0	830	500	25	500	500	0.00 %
4015133	70400-0	923	1,500	327	1,500	1,500	0.00 %
4015133	70500-0	189	1,200	93	1,200	1,200	0.00 %
4015133	70800-0	0	1,000	0	1,000	1,000	0.00 %

**LAFAYETTE CONSOLIDATED GOVERNMENT
2023 - 2024 ADOPTED BUDGET
ANNUAL BUDGET BY DEPARTMENT**

PUBLIC WORKS DEPARTMENT

<u>CODE</u>	<u>EXPENDITURE</u>	<u>ACTUAL FY 21-22</u>	<u>CUR BUDGET FY 22-23</u>	<u>ACTUAL AT 4/30/2023</u>	<u>PROJECTED FY 22-23</u>	<u>ADOPTED FY 23-24</u>	<u>ADOPTED VS CURRENT</u>	
4015133	70902-0	DUPLICATING EQUIPMENT EXPENSES	3,120	3,000	1,200	3,000	3,000	0.00 %
4015133	70907-0	CONTRACTUAL SERVICES	8,904	24,000	7,368	24,000	7,000	-70.83 %
4015133	71022-0	CONTR SERV-SAAS COSTS	0	0	0	0	35,000	100.00 %
4015133	72700-0	SUPPLIES & MATERIALS	16,142	15,800	5,600	15,800	15,800	0.00 %
TOTAL NON-PERSONNEL COSTS			38,571	56,900	15,303	56,900	74,900	31.63 %
TOTAL FUND 401			258,440	296,211	135,271	296,211	306,397	3.44 %
5134 PW-CIP-PROJECT CONTROL			2,191,351	10,040,277	926,715	10,025,875	1,615,255	-83.91 %
4015134	50000-0	PERSONNEL SALARIES	826,146	1,033,885	393,455	1,033,885	1,120,991	8.43 %
4015134	50100-0	TEMPORARY EMPLOYEES	158	2,000	0	2,000	2,000	0.00 %
4015134	50200-0	OVERTIME	3,002	3,954	0	3,954	6,954	75.87 %
4015134	50400-0	GROUP HEALTH INSURANCE	135,945	140,019	140,019	140,019	109,844	-21.55 %
4015134	50415-0	GROUP LIFE INSURANCE	3,399	5,159	1,614	5,159	4,922	-4.59 %
4015134	50430-0	WORKERS COMP INSURANCE	5,477	5,581	5,581	5,581	6,054	8.48 %
4015134	50500-0	RETIREMENT/MEDICARE TAX	226,619	243,633	100,831	243,633	261,498	7.33 %
4015134	50900-0	ACCRUED SICK/ANNUAL LEAVE	0	7,506	0	7,506	0	-100.00 %
TOTAL PERSONNEL COSTS			1,200,746	1,441,737	641,500	1,441,737	1,512,263	4.89 %
4015134	50600-0	TRAINING OF PERSONNEL	3,955	3,000	2,804	3,000	4,000	33.33 %
4015134	50800-0	UNIFORMS	174	800	207	800	800	0.00 %
4015134	63000-0	EQUIPMENT MAINTENANCE	4,160	2,300	750	2,300	2,300	0.00 %
4015134	70000-0	DUES & LICENSES	1,580	1,800	300	1,800	1,800	0.00 %
4015134	70332-0	PRINT & BIND-LCG STD SPECS	0	1,500	0	1,500	1,500	0.00 %
4015134	70500-0	TELECOMMUNICATIONS	7,294	8,500	3,242	8,500	8,500	0.00 %
4015134	70800-0	TRAVEL & MEETINGS	0	0	0	0	6,000	100.00 %
4015134	70995-0	CONTR SERV-GPS COMMUN SVC	2,450	3,000	0	3,000	3,000	0.00 %
4015134	72600-0	TRANSPORTATION	27,105	30,000	11,865	30,000	30,000	0.00 %
4015134	72700-0	SUPPLIES & MATERIALS	2,797	3,500	1,172	3,500	3,500	0.00 %
4015134	78000-0	UNINSURED LOSSES	4,703	400	0	400	2,592	548.00 %
4015134	89000-0	CAPITAL OUTLAY	936,387	8,543,740	264,875	8,529,338	39,000	-99.54 %
TOTAL NON-PERSONNEL COSTS			990,605	8,598,540	285,215	8,584,138	102,992	-98.80 %
TOTAL FUND 401			2,191,351	10,040,277	926,715	10,025,875	1,615,255	-83.91 %
PW-FACILITY MAINTENANCE			10,900,784	30,341,348	4,159,488	30,329,400	8,892,050	-70.69 %
5141 PW-FM-ADMINISTRATION			1,632,749	2,449,217	443,622	2,449,217	1,649,033	-32.67 %
1015141	50000-0	PERSONNEL SALARIES	231,616	247,588	113,318	247,588	252,542	2.00 %
1015141	50200-0	OVERTIME	1,104	1,500	419	1,500	1,500	0.00 %
1015141	50400-0	GROUP HEALTH INSURANCE	45,315	40,802	40,802	40,802	38,440	-5.79 %
1015141	50415-0	GROUP LIFE INSURANCE	959	1,396	444	1,396	1,409	0.93 %
1015141	50430-0	WORKERS COMP INSURANCE	1,293	1,338	1,338	1,338	1,364	1.94 %
1015141	50500-0	RETIREMENT/MEDICARE TAX	65,370	70,345	32,112	70,345	71,749	2.00 %
TOTAL PERSONNEL COSTS			345,657	362,969	188,433	362,969	367,004	1.11 %
1015141	60000-0	BUILDING MAINTENANCE	35,580	27,784	15,645	27,784	36,784	32.39 %
1015141	63000-0	EQUIPMENT MAINTENANCE	4,281	4,000	2,159	4,000	11,100	177.50 %
1015141	66000-0	JANITORIAL SUPPLIES & SERVICES	4,213	5,220	1,953	5,220	6,220	19.16 %
1015141	66020-0	JAN SUP & SERV-CONTRACT	44,700	48,000	18,700	48,000	49,500	3.13 %
1015141	67000-0	UTILITIES	92	1,500	0	1,500	6,700	346.67 %
1015141	70300-0	PRINTING & BINDING	0	75	0	75	75	0.00 %
1015141	70400-0	PUBLICATION & RECORDATION	661	750	575	750	750	0.00 %
1015141	70500-0	TELECOMMUNICATIONS	3,789	4,500	1,924	4,500	8,500	88.89 %
1015141	70907-0	CONTRACTUAL SERVICES	1,928	103,500	4,964	103,500	103,700	0.19 %

**LAFAYETTE CONSOLIDATED GOVERNMENT
2023 - 2024 ADOPTED BUDGET
ANNUAL BUDGET BY DEPARTMENT**

PUBLIC WORKS DEPARTMENT

CODE	EXPENDITURE	ACTUAL	CUR BUDGET	ACTUAL AT	PROJECTED	ADOPTED	ADOPTED VS
		FY 21-22	FY 22-23	4/30/2023	FY 22-23	FY 23-24	CURRENT
1015141	71024-0	CONTR SERV-KPMG	27,426	0	0	0	0.00 %
1015141	72100-0	EQUIPMENT RENTAL	0	100	85	100	0.00 %
1015141	72700-0	SUPPLIES & MATERIALS	3,162	2,600	725	2,600	38.46 %
1015141	78000-0	UNINSURED LOSSES	(27,995)	2,528	0	2,528	0 -100.00 %
TOTAL NON-PERSONNEL COSTS			97,837	200,557	46,730	200,557	227,029 13.20 %
TOTAL FUND 101			443,494	563,526	235,163	563,526	594,033 5.41 %
4015141	89000-0	CAPITAL OUTLAY	1,189,255	1,885,691	208,459	1,885,691	1,055,000 -44.05 %
TOTAL NON-PERSONNEL COSTS			1,189,255	1,885,691	208,459	1,885,691	1,055,000 -44.05 %
TOTAL FUND 401			1,189,255	1,885,691	208,459	1,885,691	1,055,000 -44.05 %
5142 PW-FM-BUILDING MAINTENANCE			526,181	721,447	275,341	721,447	574,463 -20.37 %
1015142	50000-0	PERSONNEL SALARIES	280,637	293,846	111,668	293,846	288,166 -1.93 %
1015142	50200-0	OVERTIME	879	1,500	222	1,500	1,500 0.00 %
1015142	50400-0	GROUP HEALTH INSURANCE	45,201	58,297	58,297	58,297	65,982 13.18 %
1015142	50415-0	GROUP LIFE INSURANCE	1,172	1,754	449	1,754	1,721 -1.88 %
1015142	50430-0	WORKERS COMP INSURANCE	1,554	1,587	1,587	1,587	1,557 -1.89 %
1015142	50500-0	RETIREMENT/MEDICARE TAX	86,486	85,521	32,410	85,521	63,056 -26.27 %
1015142	50900-0	ACCRUED SICK/ANNUAL LEAVE	74	34,452	0	34,452	0 -100.00 %
TOTAL PERSONNEL COSTS			416,003	476,957	204,633	476,957	421,982 -11.53 %
1015142	50800-0	UNIFORMS	1,363	1,862	273	1,862	2,362 26.85 %
1015142	60052-0	BUILD MAINT-CITY BUILDING	40,947	48,475	40,678	48,475	68,475 41.26 %
1015142	63000-0	EQUIPMENT MAINTENANCE	1,105	1,450	0	1,450	2,450 68.97 %
1015142	72600-0	TRANSPORTATION	55,950	41,158	22,490	41,158	51,158 24.30 %
1015142	72700-0	SUPPLIES & MATERIALS	9,907	10,344	7,267	10,344	11,344 9.67 %
1015142	78000-0	UNINSURED LOSSES	906	39,201	0	39,201	16,692 -57.42 %
TOTAL NON-PERSONNEL COSTS			110,178	142,490	70,708	142,490	152,481 7.01 %
TOTAL FUND 101			526,181	619,447	275,341	619,447	574,463 -7.26 %
4015142	89000-0	CAPITAL OUTLAY	0	102,000	0	102,000	0 -100.00 %
TOTAL NON-PERSONNEL COSTS			0	102,000	0	102,000	0 -100.00 %
TOTAL FUND 401			0	102,000	0	102,000	0 -100.00 %
5143 PW-FM-CITY HALL MAINTENANCE			1,559,481	3,983,012	379,024	3,983,012	1,179,191 -70.39 %
1015143	50000-0	PERSONNEL SALARIES	67,283	69,114	20,315	69,114	70,498 2.00 %
1015143	50200-0	OVERTIME	1,896	2,436	66	2,436	2,436 0.00 %
1015143	50400-0	GROUP HEALTH INSURANCE	33,972	23,307	23,307	23,307	21,958 -5.79 %
1015143	50415-0	GROUP LIFE INSURANCE	214	412	88	412	421 2.18 %
1015143	50430-0	WORKERS COMP INSURANCE	481	373	373	373	381 2.14 %
1015143	50500-0	RETIREMENT/MEDICARE TAX	20,886	17,192	6,278	17,192	17,533 1.98 %
TOTAL PERSONNEL COSTS			124,732	112,834	50,427	112,834	113,227 0.35 %
1015143	50800-0	UNIFORMS	0	500	0	500	500 0.00 %
1015143	60000-0	BUILDING MAINTENANCE	100,742	103,250	45,670	103,250	121,500 17.68 %
1015143	63000-0	EQUIPMENT MAINTENANCE	47,262	55,524	16,733	55,524	67,524 21.61 %
1015143	65000-0	GROUNDS MAINTENANCE	21,000	28,248	9,180	28,248	35,248 24.78 %
1015143	66000-0	JANITORIAL SUPPLIES & SERVICES	11,120	11,000	2,764	11,000	11,000 0.00 %
1015143	67000-0	UTILITIES	359,911	290,000	147,375	290,000	305,000 5.17 %
1015143	70907-0	CONTRACTUAL SERVICES	162,618	121,392	71,416	121,392	172,892 42.42 %
1015143	72700-0	SUPPLIES & MATERIALS	1,182	2,300	984	2,300	2,300 0.00 %

**LAFAYETTE CONSOLIDATED GOVERNMENT
2023 - 2024 ADOPTED BUDGET
ANNUAL BUDGET BY DEPARTMENT**

PUBLIC WORKS DEPARTMENT

<u>CODE</u>	<u>EXPENDITURE</u>	<u>ACTUAL FY 21-22</u>	<u>CUR BUDGET FY 22-23</u>	<u>ACTUAL AT 4/30/2023</u>	<u>PROJECTED FY 22-23</u>	<u>ADOPTED FY 23-24</u>	<u>ADOPTED VS CURRENT</u>
TOTAL NON-PERSONNEL COSTS		703,835	612,214	294,122	612,214	715,964	16.95 %
TOTAL FUND 101		828,567	725,048	344,549	725,048	829,191	14.36 %
4015143	89000-0 CAPITAL OUTLAY	730,914	2,257,964	34,297	2,257,964	350,000	-84.50 %
TOTAL NON-PERSONNEL COSTS		730,914	2,257,964	34,297	2,257,964	350,000	-84.50 %
TOTAL FUND 401		730,914	2,257,964	34,297	2,257,964	350,000	-84.50 %
6515143	89000-0 CAPITAL OUTLAY	0	1,000,000	178	1,000,000	0	-100.00 %
TOTAL NON-PERSONNEL COSTS		0	1,000,000	178	1,000,000	0	-100.00 %
TOTAL FUND 651		0	1,000,000	178	1,000,000	0	-100.00 %
5144 PW-FM-ROSA PARKS TRANSP CTR		195,889	172,389	67,479	172,389	603,089	249.84 %
2035144	60000-0 BUILDING MAINTENANCE	35,778	39,957	10,493	39,957	40,057	0.25 %
2035144	63000-0 EQUIPMENT MAINTENANCE	27,628	32,449	5,498	32,449	34,449	6.16 %
2035144	65000-0 GROUNDS MAINTENANCE	17,000	17,630	7,236	17,630	18,230	3.40 %
2035144	66000-0 JANITORIAL SUPPLIES & SERVICES	2,218	5,000	1,035	5,000	5,000	0.00 %
2035144	66020-0 JAN SUP & SERV-CONTRACT	0	1,611	0	1,611	1,611	0.00 %
2035144	67000-0 UTILITIES	108,003	73,000	42,832	73,000	83,000	13.70 %
2035144	70907-0 CONTRACTUAL SERVICES	574	2,160	385	2,160	2,160	0.00 %
2035144	71024-0 CONTR SERV-KPMG	2,338	0	0	0	0	0.00 %
2035144	72100-0 EQUIPMENT RENTAL	0	150	0	150	150	0.00 %
2035144	72700-0 SUPPLIES & MATERIALS	0	432	0	432	432	0.00 %
TOTAL NON-PERSONNEL COSTS		193,539	172,389	67,479	172,389	185,089	7.37 %
TOTAL FUND 203		193,539	172,389	67,479	172,389	185,089	7.37 %
4015144	89000-0 CAPITAL OUTLAY	2,350	0	0	0	418,000	100.00 %
TOTAL NON-PERSONNEL COSTS		2,350	0	0	0	418,000	100.00 %
TOTAL FUND 401		2,350	0	0	0	418,000	100.00 %
5145 PW-FM-COURTHOUSE COMPLEX		3,747,622	17,329,838	975,965	17,317,890	3,300,972	-80.95 %
1275145	89000-0 CAPITAL OUTLAY	0	6,137,712	0	6,137,712	0	-100.00 %
TOTAL NON-PERSONNEL COSTS		0	6,137,712	0	6,137,712	0	-100.00 %
TOTAL FUND 127		0	6,137,712	0	6,137,712	0	-100.00 %
2645145	51000-0 ADMINISTRATIVE COST	87,418	87,418	0	65,005	60,000	-31.36 %
2645145	60000-0 BUILDING MAINTENANCE	110,017	154,840	68,229	154,840	156,840	1.29 %
2645145	63000-0 EQUIPMENT MAINTENANCE	74,970	84,951	29,093	84,951	103,451	21.78 %
2645145	65000-0 GROUNDS MAINTENANCE	13,158	13,875	5,610	13,875	14,375	3.60 %
2645145	66000-0 JANITORIAL SUPPLIES & SERVICES	31,034	40,000	13,460	40,000	50,150	25.38 %
2645145	66020-0 JAN SUP & SERV-CONTRACT	314,800	321,100	134,237	321,100	331,600	3.27 %
2645145	67000-0 UTILITIES	610,513	450,000	229,002	450,000	500,000	11.11 %
2645145	67010-0 UTILITIES-ADMIN BLDG	158,809	169,500	46,134	169,500	169,500	0.00 %
2645145	67030-0 UTILITIES-CLERK'S OFFICE	2,230	1,300	757	1,300	3,300	153.85 %
2645145	67040-0 UTILITIES-CLK OF CT ANNEX	7,433	5,000	2,216	5,000	8,000	60.00 %
2645145	67070-0 UTILITIES-SHERIFF'S OFFICE	48,568	49,000	16,499	49,000	49,000	0.00 %
2645145	70123-614 OTHER INSURANCE PREMIUMS-RM	123,749	218,419	0	218,419	276,868	26.76 %
2645145	70500-0 TELECOMMUNICATIONS	2,188	2,000	1,726	2,000	4,500	125.00 %
2645145	70907-0 CONTRACTUAL SERVICES	37,556	42,500	17,203	42,500	42,510	0.02 %
2645145	71024-0 CONTR SERV-KPMG	21,759	0	0	0	0	0.00 %
2645145	72700-0 SUPPLIES & MATERIALS	455	850	314	850	1,000	17.65 %

**LAFAYETTE CONSOLIDATED GOVERNMENT
2023 - 2024 ADOPTED BUDGET
ANNUAL BUDGET BY DEPARTMENT**

PUBLIC WORKS DEPARTMENT

CODE	EXPENDITURE	ACTUAL	CUR BUDGET	ACTUAL AT	PROJECTED	ADOPTED	ADOPTED VS	
		FY 21-22	FY 22-23	4/30/2023	FY 22-23	FY 23-24	CURRENT	
2645145	80420-0	TAX DEDUCTIONS-RETIREMENT	199,754	206,555	217,020	217,020	229,878	11.29 %
2645145	89000-0	CAPITAL OUTLAY	1,903,211	9,344,818	194,465	9,344,818	1,300,000	-86.09 %
TOTAL NON-PERSONNEL COSTS			3,747,622	11,192,126	975,965	11,180,178	3,300,972	-70.51 %
TOTAL FUND 264			3,747,622	11,192,126	975,965	11,180,178	3,300,972	-70.51 %
5146 PW-FM-ADULT CORRECTIONAL CTR			2,079,094	2,875,281	1,438,629	2,875,281	811,500	-71.78 %
2625146	67000-0	UTILITIES	666,944	665,000	265,550	665,000	665,000	0.00 %
2625146	70907-0	CONTRACTUAL SERVICES	18,000	22,500	9,000	22,500	22,500	0.00 %
2625146	71024-0	CONTR SERV-KPMG	8,965	0	0	0	0	0.00 %
2625146	76770-0	EXT APP-SHERIFF	23,562	24,000	11,781	24,000	24,000	0.00 %
2625146	89000-0	CAPITAL OUTLAY	1,361,623	2,163,781	1,152,298	2,163,781	100,000	-95.38 %
TOTAL NON-PERSONNEL COSTS			2,079,094	2,875,281	1,438,629	2,875,281	811,500	-71.78 %
TOTAL FUND 262			2,079,094	2,875,281	1,438,629	2,875,281	811,500	-71.78 %
5147 PW-FM-WAR MEMORIAL BUILDING			370,265	1,536,742	125,938	1,536,742	325,367	-78.83 %
2675147	50000-0	PERSONNEL SALARIES	64,480	88,355	29,757	88,355	90,125	2.00 %
2675147	50200-0	OVERTIME	0	450	0	450	450	0.00 %
2675147	50400-0	GROUP HEALTH INSURANCE	11,286	11,624	11,624	11,624	32,964	183.59 %
2675147	50415-0	GROUP LIFE INSURANCE	183	264	86	264	269	1.89 %
2675147	50430-0	WORKERS COMP INSURANCE	468	477	477	477	486	1.89 %
2675147	50500-0	RETIREMENT/MEDICARE TAX	8,415	11,442	3,850	11,442	10,409	-9.03 %
TOTAL PERSONNEL COSTS			84,832	112,612	45,794	112,612	134,703	19.62 %
2675147	50800-0	UNIFORMS	433	450	0	450	450	0.00 %
2675147	60000-0	BUILDING MAINTENANCE	19,292	23,600	12,672	23,600	28,600	21.19 %
2675147	63000-0	EQUIPMENT MAINTENANCE	12,217	15,023	4,382	15,023	16,023	6.66 %
2675147	65000-0	GROUPS MAINTENANCE	0	750	260	750	750	0.00 %
2675147	66000-0	JANITORIAL SUPPLIES & SERVICES	1,066	4,500	257	4,500	4,500	0.00 %
2675147	66020-0	JAN SUP & SERV-CONTRACT	0	5,000	0	5,000	5,000	0.00 %
2675147	67000-0	UTILITIES	131,885	101,607	58,556	101,607	126,607	24.60 %
2675147	70123-614	OTHER INSURANCE PREMIUMS-RM	8,386	9,125	0	9,125	9	-99.90 %
2675147	70907-0	CONTRACTUAL SERVICES	1,571	7,500	786	7,500	8,150	8.67 %
2675147	71024-0	CONTR SERV-KPMG	3,721	0	0	0	0	0.00 %
2675147	72700-0	SUPPLIES & MATERIALS	434	575	15	575	575	0.00 %
2675147	89000-0	CAPITAL OUTLAY	106,428	6,000	3,037	6,000	0	-100.00 %
TOTAL NON-PERSONNEL COSTS			285,433	174,130	79,965	174,130	190,664	9.50 %
TOTAL FUND 267			370,265	286,742	125,759	286,742	325,367	13.47 %
6515147	89000-0	CAPITAL OUTLAY	0	1,250,000	179	1,250,000	0	-100.00 %
TOTAL NON-PERSONNEL COSTS			0	1,250,000	179	1,250,000	0	-100.00 %
TOTAL FUND 651			0	1,250,000	179	1,250,000	0	-100.00 %
5148 PW-FM-CHENIER CENTER			789,503	1,273,422	453,490	1,273,422	448,435	-64.79 %
1015148	60000-0	BUILDING MAINTENANCE	118,428	132,200	50,066	132,200	135,000	2.12 %
1015148	63000-0	EQUIPMENT MAINTENANCE	910	2,500	1,475	2,500	3,500	40.00 %
1015148	65000-0	GROUPS MAINTENANCE	30,517	31,420	12,770	31,420	32,320	2.86 %
1015148	66000-0	JANITORIAL SUPPLIES & SERVICES	117,515	120,260	50,330	120,260	126,260	4.99 %
1015148	67000-0	UTILITIES	115,930	110,000	42,078	110,000	120,000	9.09 %
1015148	70907-0	CONTRACTUAL SERVICES	35,812	30,000	14,372	30,000	30,780	2.60 %
1015148	72100-0	EQUIPMENT RENTAL	0	75	0	75	75	0.00 %
1015148	72700-0	SUPPLIES & MATERIALS	0	75	0	75	500	566.67 %

**LAFAYETTE CONSOLIDATED GOVERNMENT
2023 - 2024 ADOPTED BUDGET
ANNUAL BUDGET BY DEPARTMENT**

PUBLIC WORKS DEPARTMENT

<u>CODE</u>	<u>EXPENDITURE</u>	<u>ACTUAL FY 21-22</u>	<u>CUR BUDGET FY 22-23</u>	<u>ACTUAL AT 4/30/2023</u>	<u>PROJECTED FY 22-23</u>	<u>ADOPTED FY 23-24</u>	<u>ADOPTED VS CURRENT</u>
TOTAL NON-PERSONNEL COSTS		419,112	426,530	171,091	426,530	448,435	5.14 %
TOTAL FUND 101		419,112	426,530	171,091	426,530	448,435	5.14 %
4015148	89000-0 CAPITAL OUTLAY	370,391	846,892	282,399	846,892	0	-100.00 %
TOTAL NON-PERSONNEL COSTS		370,391	846,892	282,399	846,892	0	-100.00 %
TOTAL FUND 401		370,391	846,892	282,399	846,892	0	-100.00 %
PW-VEHICLE MAINTENANCE		8,289,369	8,203,008	4,512,314	8,203,008	8,354,207	1.84 %
5161 PW-VM-ADMINISTRATION		600,672	548,984	284,361	548,984	610,741	11.25 %
7025161	50000-0 PERSONNEL SALARIES	202,775	216,859	99,254	216,859	221,198	2.00 %
7025161	50200-0 OVERTIME	169	1,040	127	1,040	1,040	0.00 %
7025161	50400-0 GROUP HEALTH INSURANCE	39,615	40,802	40,802	40,802	38,440	-5.79 %
7025161	50410-0 GROUP HEALTH INS-RETIRES	16,930	17,438	17,438	17,438	23,250	33.33 %
7025161	50415-0 GROUP LIFE INSURANCE	837	1,181	419	1,181	1,196	1.27 %
7025161	50430-0 WORKERS COMP INSURANCE	1,157	1,170	1,170	1,170	1,195	2.14 %
7025161	50500-0 RETIREMENT/MEDICARE TAX	36,599	38,714	17,646	38,714	39,489	2.00 %
TOTAL PERSONNEL COSTS		298,082	317,204	176,856	317,204	325,808	2.71 %
7025161	50600-0 TRAINING OF PERSONNEL	849	5,600	0	5,600	5,600	0.00 %
7025161	66000-0 JANITORIAL SUPPLIES & SERVICES	6,600	7,150	2,761	7,150	7,150	0.00 %
7025161	67000-0 UTILITIES	119,488	120,000	51,366	120,000	120,000	0.00 %
7025161	70123-614 OTHER INSURANCE PREMIUMS-RM	10,917	11,878	0	11,878	19,220	61.81 %
7025161	70200-0 POSTAGE/SHIPPING CHARGES	7	150	4	150	150	0.00 %
7025161	70300-0 PRINTING & BINDING	0	200	0	200	200	0.00 %
7025161	70400-0 PUBLICATION & RECORDATION	4,160	3,500	1,951	3,500	3,500	0.00 %
7025161	70500-0 TELECOMMUNICATIONS	3,240	8,500	1,263	8,500	8,500	0.00 %
7025161	70907-0 CONTRACTUAL SERVICES	3,174	5,500	1,675	5,500	5,500	0.00 %
7025161	72600-0 TRANSPORTATION	5,996	8,000	4,444	8,000	8,000	0.00 %
7025161	72700-0 SUPPLIES & MATERIALS	5,356	13,100	583	13,100	13,100	0.00 %
7025161	78000-0 UNINSURED LOSSES	47,687	46,222	0	46,222	82,033	77.48 %
7025161	79001-0 COST/INV USED-VEH/HIRE PERMITS	0	1,980	0	1,980	1,980	0.00 %
7025161	80100-0 DEPRECIATION-GEN GOV'T	95,116	0	43,458	0	0	0.00 %
7025161	89000-0 CAPITAL OUTLAY	0	0	0	0	10,000	100.00 %
TOTAL NON-PERSONNEL COSTS		302,590	231,780	107,505	231,780	284,933	22.93 %
TOTAL FUND 702		600,672	548,984	284,361	548,984	610,741	11.25 %
5162 PW-VM-MECHANICAL REPAIR SHOP		1,160,722	1,610,362	715,720	1,610,362	1,692,965	5.13 %
7025162	50000-0 PERSONNEL SALARIES	678,119	894,344	320,892	894,344	937,479	4.82 %
7025162	50200-0 OVERTIME	21,122	47,240	11,834	47,240	47,240	0.00 %
7025162	50400-0 GROUP HEALTH INSURANCE	203,889	233,483	233,483	233,483	175,718	-24.74 %
7025162	50415-0 GROUP LIFE INSURANCE	2,650	5,546	1,327	5,546	5,599	0.96 %
7025162	50430-0 WORKERS COMP INSURANCE	4,957	5,011	5,011	5,011	5,064	1.06 %
7025162	50500-0 RETIREMENT/MEDICARE TAX	149,575	172,102	67,254	172,102	178,953	3.98 %
7025162	50900-0 ACCRUED SICK/ANNUAL LEAVE	0	12,724	0	12,724	0	-100.00 %
TOTAL PERSONNEL COSTS		1,060,312	1,370,450	639,801	1,370,450	1,350,053	-1.49 %
7025162	50600-0 TRAINING OF PERSONNEL	411	5,000	1,549	5,000	5,000	0.00 %
7025162	50800-0 UNIFORMS	7,570	15,000	1,733	15,000	15,000	0.00 %
7025162	60000-0 BUILDING MAINTENANCE	15,061	19,350	5,674	19,350	19,350	0.00 %
7025162	63000-0 EQUIPMENT MAINTENANCE	3,742	13,000	647	13,000	13,000	0.00 %
7025162	66000-0 JANITORIAL SUPPLIES & SERVICES	8,588	7,500	2,728	7,500	7,500	0.00 %
7025162	70000-0 DUES & LICENSES	361	650	257	650	650	0.00 %

**LAFAYETTE CONSOLIDATED GOVERNMENT
2023 - 2024 ADOPTED BUDGET
ANNUAL BUDGET BY DEPARTMENT**

PUBLIC WORKS DEPARTMENT

CODE	EXPENDITURE	ACTUAL	CUR BUDGET	ACTUAL AT	PROJECTED	ADOPTED	ADOPTED
		FY 21-22	FY 22-23	4/30/2023	FY 22-23	FY 23-24	VS CURRENT
7025162	70300-0	0	250	0	250	250	0.00 %
7025162	70500-0	0	1,000	0	1,000	1,000	0.00 %
7025162	70907-0	18,168	20,500	7,908	20,500	20,500	0.00 %
7025162	72600-0	19,930	20,662	7,727	20,662	20,662	0.00 %
7025162	72700-0	17,371	15,000	9,236	15,000	15,000	0.00 %
7025162	89000-0	9,208	122,000	38,460	122,000	225,000	84.43 %
TOTAL NON-PERSONNEL COSTS		100,410	239,912	75,919	239,912	342,912	42.93 %
TOTAL FUND 702		1,160,722	1,610,362	715,720	1,610,362	1,692,965	5.13 %
5163 PW-VM-SERVICE STATION		540,585	640,169	285,467	640,169	652,126	1.87 %
7025163	50000-0	300,471	351,172	122,665	351,172	359,439	2.35 %
7025163	50200-0	26,461	34,420	13,559	34,420	34,420	0.00 %
7025163	50300-0	0	17,539	0	17,539	26,836	53.01 %
7025163	50400-0	96,216	104,970	104,970	104,970	109,952	4.75 %
7025163	50415-0	1,200	2,137	486	2,137	2,044	-4.35 %
7025163	50430-0	1,928	2,024	2,024	2,024	1,942	-4.05 %
7025163	50500-0	73,652	80,120	29,472	80,120	68,126	-14.97 %
TOTAL PERSONNEL COSTS		499,928	592,382	273,176	592,382	602,759	1.75 %
7025163	63000-0	15,571	12,000	3,266	12,000	12,000	0.00 %
7025163	70600-0	4,202	5,000	1,591	5,000	5,000	0.00 %
7025163	72600-0	10,643	18,367	4,990	18,367	18,367	0.00 %
7025163	72700-0	2,597	7,000	1,462	7,000	7,000	0.00 %
7025163	89000-0	7,644	5,420	982	5,420	7,000	29.15 %
TOTAL NON-PERSONNEL COSTS		40,657	47,787	12,291	47,787	49,367	3.31 %
TOTAL FUND 702		540,585	640,169	285,467	640,169	652,126	1.87 %
5164 PW-VM-PARTS/SUPPLIES		5,987,390	5,403,493	3,226,766	5,403,493	5,398,375	-0.09 %
7025164	50000-0	107,922	123,458	54,948	123,458	124,989	1.24 %
7025164	50200-0	174	1,020	0	1,020	1,020	0.00 %
7025164	50400-0	22,572	29,119	29,119	29,119	21,904	-24.78 %
7025164	50415-0	449	737	229	737	746	1.22 %
7025164	50430-0	642	668	668	668	675	1.05 %
7025164	50500-0	32,906	33,551	15,037	33,551	34,101	1.64 %
TOTAL PERSONNEL COSTS		164,665	188,553	100,001	188,553	183,435	-2.71 %
7025164	50600-0	0	4,500	0	4,500	4,500	0.00 %
7025164	70200-0	213	300	0	300	300	0.00 %
7025164	72600-0	4,324	5,740	1,134	5,740	5,740	0.00 %
7025164	72700-0	208	400	0	400	400	0.00 %
7025164	79000-0	5,816,390	5,200,000	3,125,631	5,200,000	5,200,000	0.00 %
7025164	80361-0	1,590	4,000	0	4,000	4,000	0.00 %
TOTAL NON-PERSONNEL COSTS		5,822,725	5,214,940	3,126,765	5,214,940	5,214,940	0.00 %
TOTAL FUND 702		5,987,390	5,403,493	3,226,766	5,403,493	5,398,375	-0.09 %
PW-CNG STATION		271,809	247,453	84,905	247,453	254,884	3.00 %
5165 PW-CNG-FAST FILL STATION		271,809	247,453	84,905	247,453	254,884	3.00 %
5515165	63000-0	49,805	25,000	0	25,000	25,000	0.00 %
5515165	67000-0	23,628	29,000	10,441	29,000	29,000	0.00 %
5515165	70123-614	10,438	11,314	525	11,314	18,745	65.68 %
5515165	70200-0	0	50	0	50	50	0.00 %

**LAFAYETTE CONSOLIDATED GOVERNMENT
2023 - 2024 ADOPTED BUDGET
ANNUAL BUDGET BY DEPARTMENT**

PUBLIC WORKS DEPARTMENT

<u>CODE</u>	<u>EXPENDITURE</u>	<u>ACTUAL FY 21-22</u>	<u>CUR BUDGET FY 22-23</u>	<u>ACTUAL AT 4/30/2023</u>	<u>PROJECTED FY 22-23</u>	<u>ADOPTED FY 23-24</u>	<u>ADOPTED VS CURRENT</u>
5515165	70500-0 TELECOMMUNICATIONS	1,708	3,000	854	3,000	3,000	0.00 %
5515165	70907-0 CONTRACTUAL SERVICES	4,654	5,000	0	5,000	5,000	0.00 %
5515165	70915-0 CONTR SERV-CREDIT CARD EXP	11,213	12,000	7,252	12,000	12,000	0.00 %
5515165	79010-0 PRODUCTION FUEL	141,527	117,146	52,325	117,146	117,146	0.00 %
5515165	80450-0 EXCISE TAX-FEDERAL	4,018	7,400	2,084	7,400	7,400	0.00 %
5515165	80451-0 EXCISE TAX-STATE	24,818	37,543	11,424	37,543	37,543	0.00 %
TOTAL NON-PERSONNEL COSTS		271,809	247,453	84,905	247,453	254,884	3.00 %
TOTAL FUND 551		271,809	247,453	84,905	247,453	254,884	3.00 %
PW-ENVIRONMENTAL QUALITY		20,423,962	21,669,115	8,244,984	21,442,311	20,165,709	-6.94 %
1240 PW-EQ-MOSQUITO CONTROL		954,182	1,019,535	391,715	1,015,292	1,015,555	-0.39 %
2711240	51000-0 ADMINISTRATIVE COST	14,035	14,000	0	9,757	10,000	-28.57 %
2711240	70123-614 OTHER INSURANCE PREMIUMS-RM	31	35	0	35	55	57.14 %
2711240	70300-0 PRINTING & BINDING	0	4,000	0	4,000	4,000	0.00 %
2711240	70400-0 PUBLICATION & RECORDATION	0	500	0	500	500	0.00 %
2711240	70800-0 TRAVEL & MEETINGS	0	1,000	0	1,000	1,000	0.00 %
2711240	70907-0 CONTRACTUAL SERVICES	940,116	1,000,000	391,715	1,000,000	1,000,000	0.00 %
TOTAL NON-PERSONNEL COSTS		954,182	1,019,535	391,715	1,015,292	1,015,555	-0.39 %
TOTAL FUND 271		954,182	1,019,535	391,715	1,015,292	1,015,555	-0.39 %
5170 PW-EQ-ADMINISTRATION		1,918,350	1,959,329	231,395	1,961,768	945,076	-51.77 %
1285170	70765-0 TOURISM-PUBLIC EDUCATION	0	8,069	0	8,069	0	-100.00 %
1285170	89000-0 CAPITAL OUTLAY	0	0	937	0	0	0.00 %
TOTAL NON-PERSONNEL COSTS		0	8,069	937	8,069	0	-100.00 %
TOTAL FUND 128		0	8,069	937	8,069	0	-100.00 %
5505170	50000-0 PERSONNEL SALARIES	93,349	109,928	43,271	109,928	108,432	-1.36 %
5505170	50200-0 OVERTIME	905	2,193	609	2,193	2,193	0.00 %
5505170	50400-0 GROUP HEALTH INSURANCE	22,686	23,366	23,366	23,366	16,482	-29.46 %
5505170	50410-0 GROUP HEALTH INS-RETIRES	16,930	11,625	11,625	11,625	11,625	0.00 %
5505170	50415-0 GROUP LIFE INSURANCE	386	555	182	555	537	-3.24 %
5505170	50430-0 WORKERS COMP INSURANCE	582	594	594	594	586	-1.35 %
5505170	50500-0 RETIREMENT/MEDICARE TAX	12,068	14,239	5,550	14,239	14,042	-1.38 %
TOTAL PERSONNEL COSTS		146,906	162,500	85,197	162,500	153,897	-5.29 %
5505170	50600-0 TRAINING OF PERSONNEL	2,830	3,000	2,767	3,000	3,000	0.00 %
5505170	51000-0 ADMINISTRATIVE COST	447,392	448,000	0	450,439	455,000	1.56 %
5505170	56050-0 RECYCLING	27,493	25,000	12,689	25,000	25,000	0.00 %
5505170	60000-0 BUILDING MAINTENANCE	2,043	1,500	47	1,500	1,500	0.00 %
5505170	67000-0 UTILITIES	3,153	3,100	1,605	3,100	4,100	32.26 %
5505170	70000-0 DUES & LICENSES	418	450	450	450	450	0.00 %
5505170	70123-614 OTHER INSURANCE PREMIUMS-RM	4,720	5,136	0	5,136	9,539	85.73 %
5505170	70200-0 POSTAGE/SHIPPING CHARGES	6	50	2	50	50	0.00 %
5505170	70300-0 PRINTING & BINDING	267	400	0	400	400	0.00 %
5505170	70400-0 PUBLICATION & RECORDATION	207	350	0	350	350	0.00 %
5505170	70500-0 TELECOMMUNICATIONS	13,986	14,000	7,168	14,000	14,500	3.57 %
5505170	70765-0 TOURISM-PUBLIC EDUCATION	5,159	6,000	2,540	6,000	6,000	0.00 %
5505170	70902-0 DUPLICATING EQUIPMENT EXPENSES	2,052	1,248	685	1,248	1,248	0.00 %
5505170	70907-0 CONTRACTUAL SERVICES	5,383	15,413	2,395	15,413	265,413	1,622.01 %
5505170	71024-0 CONTR SERV-KPMG	64,210	0	0	0	0	0.00 %
5505170	72600-0 TRANSPORTATION	426	1,149	0	1,149	1,149	0.00 %

**LAFAYETTE CONSOLIDATED GOVERNMENT
2023 - 2024 ADOPTED BUDGET
ANNUAL BUDGET BY DEPARTMENT**

PUBLIC WORKS DEPARTMENT

CODE	EXPENDITURE	ACTUAL	CUR BUDGET	ACTUAL AT	PROJECTED	ADOPTED	ADOPTED VS	
		FY 21-22	FY 22-23	4/30/2023	FY 22-23	FY 23-24	CURRENT	
5505170	72700-0	SUPPLIES & MATERIALS	1,550	1,900	284	1,900	1,900	0.00 %
5505170	80100-0	DEPRECIATION-GEN GOV'T	165,433	0	86,405	0	0	0.00 %
5505170	80731-0	OTHER SERVICES-DONATIONS	0	1,580	268	1,580	1,580	0.00 %
5505170	89000-0	CAPITAL OUTLAY	1,024,716	1,260,484	27,956	1,260,484	0	-100.00 %
TOTAL NON-PERSONNEL COSTS			1,771,444	1,788,760	145,261	1,791,199	791,179	-55.77 %
TOTAL FUND 550			1,918,350	1,951,260	230,458	1,953,699	945,076	-51.57 %
5171 PW-EQ-CODE ENFORCEMENT			14,909,356	15,682,124	6,525,261	15,457,124	16,768,820	6.93 %
5505171	50000-0	PERSONNEL SALARIES	328,404	378,285	136,272	378,285	393,071	3.91 %
5505171	50200-0	OVERTIME	1,014	1,530	1,149	1,530	1,530	0.00 %
5505171	50220-0	OVERTIME-HHOLD HAZ WASTE DAY	5,521	3,346	2,035	3,346	3,346	0.00 %
5505171	50400-0	GROUP HEALTH INSURANCE	73,473	69,803	69,803	69,803	76,826	10.06 %
5505171	50415-0	GROUP LIFE INSURANCE	1,384	2,258	581	2,258	2,347	3.94 %
5505171	50430-0	WORKERS COMP INSURANCE	2,023	2,043	2,043	2,043	2,123	3.92 %
5505171	50500-0	RETIREMENT/MEDICARE TAX	60,947	66,658	26,016	66,658	68,453	2.69 %
TOTAL PERSONNEL COSTS			472,766	523,923	237,899	523,923	547,696	4.54 %
5505171	50600-0	TRAINING OF PERSONNEL	1,414	2,000	1,050	2,000	2,000	0.00 %
5505171	50800-0	UNIFORMS	645	500	296	500	1,000	100.00 %
5505171	52000-0	LEGAL FEES	0	5,000	0	5,000	5,000	0.00 %
5505171	56100-0	SOLID WASTE	13,117,206	13,500,000	5,924,754	13,500,000	14,553,600	7.80 %
5505171	70200-0	POSTAGE/SHIPPING CHARGES	4,112	2,800	1,332	2,800	2,800	0.00 %
5505171	70300-0	PRINTING & BINDING	872	1,100	0	1,100	1,100	0.00 %
5505171	70400-0	PUBLICATION & RECORDATION	176,624	100,000	40,110	100,000	100,000	0.00 %
5505171	70500-0	TELECOMMUNICATIONS	9,644	9,000	4,877	9,000	9,000	0.00 %
5505171	70907-0	CONTRACTUAL SERVICES	437,676	488,000	162,628	263,000	463,000	-5.12 %
5505171	70923-0	CONTR SERV-HHOLD HAZ WASTE DAY	168,289	613,751	86,297	613,751	613,751	0.00 %
5505171	70992-0	CONTR SERV-PUBLIC INFO PROGRAM	0	65,824	0	65,824	65,824	0.00 %
5505171	72600-0	TRANSPORTATION	11,464	10,071	4,923	10,071	10,071	0.00 %
5505171	72700-0	SUPPLIES & MATERIALS	3,665	2,200	1,095	2,200	2,200	0.00 %
5505171	78000-0	UNINSURED LOSSES	1,117	3,955	0	3,955	42,778	981.62 %
5505171	80700-0	BAD DEBT EXPENSE	505,629	250,000	0	250,000	250,000	0.00 %
5505171	80771-0	MISC EXP-PY ADJUSTMENT	(1,767)	0	0	0	0	0.00 %
5505171	89000-0	CAPITAL OUTLAY	0	104,000	60,000	104,000	99,000	-4.81 %
TOTAL NON-PERSONNEL COSTS			14,436,590	15,158,201	6,287,362	14,933,201	16,221,124	7.01 %
TOTAL FUND 550			14,909,356	15,682,124	6,525,261	15,457,124	16,768,820	6.93 %
5172 PW-EQ-REGULATORY COMPLIANCE			537,249	482,049	241,384	482,049	488,782	1.40 %
5505172	50000-0	PERSONNEL SALARIES	301,222	303,463	138,728	303,463	309,537	2.00 %
5505172	50100-0	TEMPORARY EMPLOYEES	0	880	0	880	880	0.00 %
5505172	50200-0	OVERTIME	1,575	1,020	443	1,020	1,020	0.00 %
5505172	50400-0	GROUP HEALTH INSURANCE	56,601	46,555	46,555	46,555	43,862	-5.78 %
5505172	50415-0	GROUP LIFE INSURANCE	1,240	1,793	586	1,793	1,822	1.62 %
5505172	50430-0	WORKERS COMP INSURANCE	1,647	1,639	1,639	1,639	1,672	2.01 %
5505172	50500-0	RETIREMENT/MEDICARE TAX	64,242	64,846	29,643	64,846	66,136	1.99 %
TOTAL PERSONNEL COSTS			426,527	420,196	217,594	420,196	424,929	1.13 %
5505172	50600-0	TRAINING OF PERSONNEL	2,845	8,000	5,674	8,000	8,000	0.00 %
5505172	50800-0	UNIFORMS	1,726	1,500	155	1,500	1,500	0.00 %
5505172	67000-0	UTILITIES	1,322	1,400	699	1,400	1,400	0.00 %
5505172	70200-0	POSTAGE/SHIPPING CHARGES	575	500	228	500	500	0.00 %
5505172	70300-0	PRINTING & BINDING	85	400	0	400	400	0.00 %

**LAFAYETTE CONSOLIDATED GOVERNMENT
2023 - 2024 ADOPTED BUDGET
ANNUAL BUDGET BY DEPARTMENT**

PUBLIC WORKS DEPARTMENT

<u>CODE</u>	<u>EXPENDITURE</u>	<u>ACTUAL FY 21-22</u>	<u>CUR BUDGET FY 22-23</u>	<u>ACTUAL AT 4/30/2023</u>	<u>PROJECTED FY 22-23</u>	<u>ADOPTED FY 23-24</u>	<u>ADOPTED VS CURRENT</u>	
5505172	70600-0	TESTING EXPENSE	2,091	1,300	0	1,300	1,300	0.00 %
5505172	70765-0	TOURISM-PUBLIC EDUCATION	7,074	8,000	1,621	8,000	8,000	0.00 %
5505172	70906-0	REGULATORY FEES & PENALTIES	1,759	2,000	0	2,000	2,000	0.00 %
5505172	70907-0	CONTRACTUAL SERVICES	1,253	3,320	1,350	3,320	3,320	0.00 %
5505172	70922-0	CONTR SERV-HAZMAT MITIGATION	61,922	10,000	1,638	10,000	10,000	0.00 %
5505172	72600-0	TRANSPORTATION	22,807	20,433	11,131	20,433	20,433	0.00 %
5505172	72700-0	SUPPLIES & MATERIALS	2,419	2,000	1,177	2,000	2,000	0.00 %
5505172	72770-0	SUP & MAT-LANDFILL MAINT	4,844	3,000	117	3,000	5,000	66.67 %
TOTAL NON-PERSONNEL COSTS			110,722	61,853	23,790	61,853	63,853	3.23 %
TOTAL FUND 550			537,249	482,049	241,384	482,049	488,782	1.40 %
5173 PW-EQ-SOLID WASTE-RECYCLING			1,585,336	1,661,106	588,671	1,661,106	209,727	-87.37 %
5505173	50000-0	PERSONNEL SALARIES	100,336	97,537	44,643	97,537	99,489	2.00 %
5505173	50100-0	TEMPORARY EMPLOYEES	7,707	17,000	1,860	17,000	17,000	0.00 %
5505173	50200-0	OVERTIME	1,116	8,670	361	8,670	8,670	0.00 %
5505173	50400-0	GROUP HEALTH INSURANCE	11,286	11,624	11,624	11,624	10,952	-5.78 %
5505173	50415-0	GROUP LIFE INSURANCE	398	583	188	583	594	1.89 %
5505173	50430-0	WORKERS COMP INSURANCE	516	526	526	526	537	2.09 %
5505173	50500-0	RETIREMENT/MEDICARE TAX	22,419	21,998	10,182	21,998	22,317	1.45 %
TOTAL PERSONNEL COSTS			143,778	157,938	69,384	157,938	159,559	1.03 %
5505173	50600-0	TRAINING OF PERSONNEL	4,590	5,500	949	5,500	5,500	0.00 %
5505173	56050-0	RECYCLING	1,413,852	1,453,000	510,188	1,453,000	0	-100.00 %
5505173	66000-0	JANITORIAL SUPPLIES & SERVICES	2,927	3,100	1,105	3,100	3,100	0.00 %
5505173	70000-0	DUES & LICENSES	687	700	370	700	700	0.00 %
5505173	70200-0	POSTAGE/SHIPPING CHARGES	14	200	11	200	200	0.00 %
5505173	70230-0	POSTAGE/SHIP-LITTER PROGRAM	0	100	0	100	100	0.00 %
5505173	70300-0	PRINTING & BINDING	0	800	0	800	800	0.00 %
5505173	70400-0	PUBLICATION & RECORDATION	0	400	0	400	400	0.00 %
5505173	70540-0	TELECOMM-LITTER PROGRAM	0	100	0	100	100	0.00 %
5505173	70765-0	TOURISM-PUBLIC EDUCATION	10,135	27,155	3,553	27,155	27,155	0.00 %
5505173	70800-0	TRAVEL & MEETINGS	0	500	20	500	500	0.00 %
5505173	70902-0	DUPLICATING EQUIPMENT EXPENSES	676	700	241	700	700	0.00 %
5505173	70907-0	CONTRACTUAL SERVICES	1,700	2,200	414	2,200	2,200	0.00 %
5505173	70914-0	CONTR SERV-COURT COST/CITATION	0	100	0	100	100	0.00 %
5505173	72600-0	TRANSPORTATION	3,771	5,613	1,121	5,613	5,613	0.00 %
5505173	72700-0	SUPPLIES & MATERIALS	3,206	3,000	1,315	3,000	3,000	0.00 %
TOTAL NON-PERSONNEL COSTS			1,441,558	1,503,168	519,287	1,503,168	50,168	-96.66 %
TOTAL FUND 550			1,585,336	1,661,106	588,671	1,661,106	209,727	-87.37 %
5174 PW-EQ-SOLID WASTE-COMPOSTING			509,995	837,672	262,244	837,672	710,449	-15.19 %
5505174	50000-0	PERSONNEL SALARIES	143,894	155,246	49,180	155,246	155,990	0.48 %
5505174	50200-0	OVERTIME	8,742	8,701	5,858	8,701	8,701	0.00 %
5505174	50400-0	GROUP HEALTH INSURANCE	28,272	29,119	29,119	29,119	21,904	-24.78 %
5505174	50415-0	GROUP LIFE INSURANCE	614	928	211	928	930	0.22 %
5505174	50430-0	WORKERS COMP INSURANCE	821	838	838	838	842	0.48 %
5505174	50500-0	RETIREMENT/MEDICARE TAX	26,441	27,192	7,112	27,192	18,200	-33.07 %
TOTAL PERSONNEL COSTS			208,784	222,024	92,318	222,024	206,567	-6.96 %
5505174	50600-0	TRAINING OF PERSONNEL	649	1,000	0	1,000	1,000	0.00 %
5505174	50800-0	UNIFORMS	1,451	1,900	0	1,900	1,900	0.00 %
5505174	60000-0	BUILDING MAINTENANCE	3	1,500	0	1,500	1,500	0.00 %

**LAFAYETTE CONSOLIDATED GOVERNMENT
2023 - 2024 ADOPTED BUDGET
ANNUAL BUDGET BY DEPARTMENT**

PUBLIC WORKS DEPARTMENT

CODE	EXPENDITURE	ACTUAL	CUR BUDGET	ACTUAL AT	PROJECTED	ADOPTED	ADOPTED	
		<u>FY 21-22</u>	<u>FY 22-23</u>	<u>4/30/2023</u>	<u>FY 22-23</u>	<u>FY 23-24</u>	VS <u>CURRENT</u>	
5505174	63000-0	EQUIPMENT MAINTENANCE	0	450	0	450	450	0.00 %
5505174	66000-0	JANITORIAL SUPPLIES & SERVICES	0	300	0	300	300	0.00 %
5505174	67000-0	UTILITIES	3,487	3,500	1,945	3,500	3,500	0.00 %
5505174	70300-0	PRINTING & BINDING	984	1,000	0	1,000	1,000	0.00 %
5505174	70500-0	TELECOMMUNICATIONS	1,832	800	750	800	800	0.00 %
5505174	70906-0	REGULATORY FEES & PENALTIES	1,628	1,700	0	1,700	1,700	0.00 %
5505174	70907-0	CONTRACTUAL SERVICES	201,142	135,100	123,082	135,100	135,100	0.00 %
5505174	70993-0	CONTR SERV-BAG HANDLING	10,977	222,132	14,410	222,132	222,132	0.00 %
5505174	72600-0	TRANSPORTATION	68,206	109,500	28,799	109,500	109,500	0.00 %
5505174	72700-0	SUPPLIES & MATERIALS	924	1,000	940	1,000	1,000	0.00 %
5505174	89000-0	CAPITAL OUTLAY	9,928	135,766	0	135,766	24,000	-82.32 %
TOTAL NON-PERSONNEL COSTS			301,211	615,648	169,926	615,648	503,882	-18.15 %
TOTAL FUND 550			509,995	837,672	262,244	837,672	710,449	-15.19 %
5175 PW-EQ-ADJUDICATION BUREAU			9,494	27,300	4,314	27,300	27,300	0.00 %
5505175	52000-0	LEGAL FEES	8,386	5,000	2,938	5,000	5,000	0.00 %
5505175	70200-0	POSTAGE/SHIPPING CHARGES	1,108	3,000	368	3,000	3,000	0.00 %
5505175	70300-0	PRINTING & BINDING	0	1,300	0	1,300	1,300	0.00 %
5505175	70400-0	PUBLICATION & RECORDATION	0	3,000	0	3,000	3,000	0.00 %
5505175	70907-0	CONTRACTUAL SERVICES	0	5,000	0	5,000	5,000	0.00 %
5505175	71028-0	CONTR SERV-HEARING OFFICERS	0	10,000	1,008	10,000	10,000	0.00 %
TOTAL NON-PERSONNEL COSTS			9,494	27,300	4,314	27,300	27,300	0.00 %
TOTAL FUND 550			9,494	27,300	4,314	27,300	27,300	0.00 %
TOTAL PUBLIC WORKS DEPARTMENT			133,200,995	207,077,453	39,432,454	205,308,297	59,980,850	-71.03 %

DRAINAGE DEPARTMENT

Drainage Department is dedicated to achieving proficient and effective flood and stormwater control within the 2,570.5 miles of drainage system (consisting of earthen and improved waterways, roadside ditches, and subsurface pipe systems) established throughout Lafayette City-Parish wide. Although drainage systems are of an integrate design and can be influenced by tidal and weather conditions, the Drainage Master Plan (implemented in 2020) emphasizes on providing better management of watersheds and maximizing the drainage systems’ performance through the systemic approach of the decision making, managing ongoing inspection, routine maintenance, and improvement of the systems.

It is the main objective of the department to maximize all efforts used in the day-to-day operations to minimize the risk of flooding of homes and businesses.

Drainage Operations:

- Is primarily responsible for the operation and maintenance of drainage infrastructure as well as provides engineering design support to other sections.
- Has an Operations Dispatch Center (337-291-8517) that field calls (or concerns) related to both drainage and traffic, roads, and bridges. A service request is generated for further assessment through the City Works System, which is a computerized database management system that effectively tracks service requests and work orders.
- Maintains approximately 1,400 miles of roadside drainage, 300 miles of subsurface infrastructure, 20.5 miles of improved channel, and 850 miles of unimproved coulees throughout the Lafayette City and Parish wide area.
- Through the third quarter of FY 2022-23, there were approximately 1,413 service requests received, resulting in 835 requests that were either completed, closed, and/or referred to other departments or other requests.

Drainage Maintenance includes:

- Roadside ditch excavation
- Coulee/Outfall excavation
- Repairs to/installation of subsurface drainage pipe and catch basins
- Culvert flushing/vacuuming
- Removal of drainage obstructions/blockages
- Sinkhole repairs (drainage infrastructure/coulee wall)
- Monitor and maintain five (5) pumping stations for flood control
- Monitor and maintain retention/detention ponds for stormwater management
- Management of several maintenance contracts including: Earthen Channel Herbicide Program, Improved Channel Herbicide Program, Roadside Ditch Excavation Contract, Parish Flushing Services, Cure-In-Place Pipe Rehabilitation Contract and the Drone Inspection Service Contract

FY 2023-24 Goals:

- Continue to manage and maintain the recurring Roadside Drainage Maintenance Plan which was established to proactively meet the drainage needs of the Lafayette City and Parish.
- Utilize drone technology and contractual service to inspect earthen and improved channels for blockages or other deficiencies.
- Improve work order management process to increase efficiency and reduce maintenance backlog.
- Although the day-to-day operations are contingent upon the availability of maintenance resources (equipment, employees, funding, and weather), Drainage anticipates increasing preventative maintenance efforts (excavation, construction, and flushing) by developing and implementing rating software (used in conjunction with the Roadside Drainage Maintenance Plan and Earthen Channel Drone Inspection Data) to assess, rate/prioritize, and schedule Contractual and In-house Maintenance Crews.

Performance Measures:

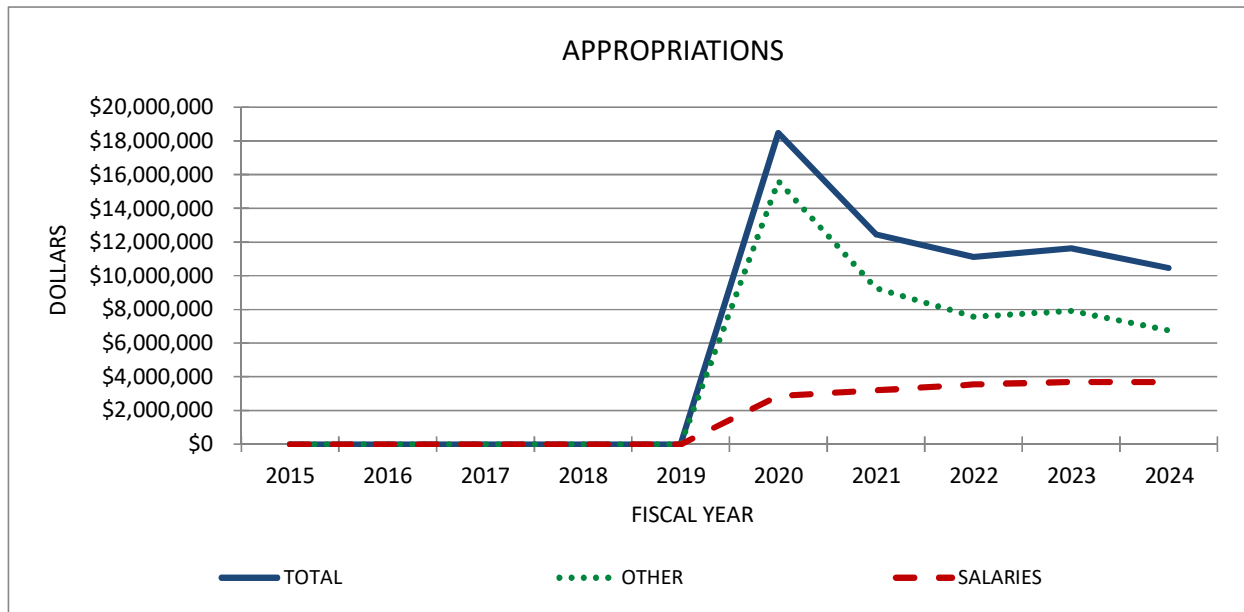
PREVENTATIVE MAINTENANCE PERFORMANCE MEASURE	BENCHMARK	FY 2022-23 ACTUAL (3 rd Qtr.)	FY 2022-23 ESTIMATED	FY 2023-24 FORECAST/ GOAL
No. of Service Requests Closed and/or Referred During the FY	1,000	835	1,100	1,200
Culvert Installation	3,800 ft.	3,650 ft.	4,000 ft.	4,000 ft.
Culvert Flushing/Vacuuming (In-House)	80,000 ft.	76,381 ft.	85,000 ft.	85,000 ft.
Culvert Flushing/Vacuuming (Contractor)	200,000 ft.	175,115 ft.	230,000 ft.	230,000 ft.
Roadside Ditch Excavation (In-House)	135,000 ft.	120,657 ft.	150,000 ft.	150,000 ft.
Roadside Ditch Excavation City and Parish (Contractor)	240,000 ft.	233,000 ft.	250,000 ft.	250,000 ft.
Off-road Channel Excavation	20,000 ft.	16,379 ft.	25,000 ft.	25,000 ft.



LAFAYETTE CONSOLIDATED GOVERNMENT
2023-24 ADOPTED BUDGET
DRAINAGE DEPARTMENT

10 YEAR BUDGET HISTORY
APPROPRIATIONS, EXCLUDING CAPITAL

FISCAL YEAR	TOTAL	SALARIES	OTHER	STRENGTH	STRENGTH CHANGE
2015	\$0	0	0	0	0
2016	\$0	0	0	0	0
2017	\$0	0	0	0	0
2018	\$0	0	0	0	0
2019	\$0	0	0	0	0
2020	\$18,474,717	2,869,216	15,605,501	71	71
2021	\$12,462,243	3,199,374	9,262,869	82	11
2022	\$11,112,045	3,551,881	7,560,164	90	8
2023	\$11,623,555	3,701,672	7,921,883	91	1
2024	\$10,458,549	3,691,741	6,766,808	87	(4)



Significant Changes

2020-Current Budget amounts are reported. Drainage Department was created during fiscal year 2020 when Public Works Department was reorganized.

2022-Increase in Salaries is due to 8 additional positions. Decrease in Other is primarily due to decreases in Contractual Services, Accrued Sick/Annual Leave and Uninsured Losses offset by increases to Coulee Maintenance, Drainage Facilities Maintenance, Retirement/Medicare Tax and Group Health Insurance due to premium rate change.

2023-City and Parish Councils approved pay adjustment during FY2022 increasing salaries and benefits. The addition of one position also caused salaries and benefits to increase. Increases in Other is primarily due to increases in Contractual Services, Group Health Insurance due to premium rate change offset by reductions to Coulee Maintenance.

2024-Decrease in Salaries is primarily due to the reduction of five Equipment Operator positions. Contract labor will be used as needed. One Labor Foreman III position was added for a net loss of four positions. The reductions in Other are primarily due to reductions in contractual service accounts and in group health premium accounts. These changes resulted in an overall decrease from the prior year, despite the approval of a 2% pay increase by the City and Parish Councils.



**LAFAYETTE CONSOLIDATED GOVERNMENT
2023 - 2024 ADOPTED BUDGET
ANNUAL BUDGET BY DEPARTMENT**

DRAINAGE DEPARTMENT RECAP

	Actual FY 21/22	Cur Budget FY 22/23	Actual At 4/30/23	Projected FY 22/23	Adopted FY 23/24	Adopted vs. Current
Expenditures by Type						
PERSONNEL SALARIES	3,137,733	3,846,594	1,421,651	3,846,594	3,967,741	3.15 %
EMPLOYEE BENEFITS	738,041	821,949	806,526	821,949	731,780	-10.97 %
RETIREMENT SYSTEM	658,090	736,942	287,777	736,942	711,253	-3.49 %
RETIREE HEALTH INS	16,930	17,438	17,438	17,438	17,438	0.00 %
ACCRUED SICK/ANNUAL	69,175	49,008	-	49,008	-	-100.00 %
PURCHASED SERVICES	5,088,456	8,023,384	852,275	8,023,284	3,192,818	-60.21 %
MATERIALS & SUPPLIES	1,108,662	1,183,639	714,720	1,183,739	1,231,139	4.01 %
EXTERNAL APPROPRIATIONS	25,000	25,000	25,000	25,000	25,000	0.00 %
UNINSURED LOSSES	244,596	219,981	-	219,981	145,968	-33.65 %
MISCELLANEOUS EXPENSE	378,814	395,713	411,558	415,558	440,412	11.30 %
CAPITAL OUTLAY	2,356,851	11,081,191	1,908,529	10,661,191	7,688,323	-30.62 %
Total Expenditures	13,822,348	26,400,839	6,445,474	26,000,684	18,151,872	-31.25 %

**LAFAYETTE CONSOLIDATED GOVERNMENT
2023 - 2024 ADOPTED BUDGET
ANNUAL BUDGET BY DEPARTMENT**

DRAINAGE DEPARTMENT

CODE	EXPENDITURE	ACTUAL	CUR BUDGET	ACTUAL AT	PROJECTED	ADOPTED	ADOPTED VS
		FY 21-22	FY 22-23	4/30/2023	FY 22-23	FY 23-24	CURRENT
DR-DIRECTOR'S OFFICE		491,551	317,158	152,608	317,158	317,874	0.23 %
5101 DR-DIRECTOR'S OFFICE		491,551	317,158	152,608	317,158	317,874	0.23 %
2735101	50000-0 PERSONNEL SALARIES	219,041	221,438	101,350	221,438	225,868	2.00 %
2735101	50400-0 GROUP HEALTH INSURANCE	22,629	23,307	23,307	23,307	21,958	-5.79 %
2735101	50415-0 GROUP LIFE INSURANCE	811	932	374	932	943	1.18 %
2735101	50430-0 WORKERS COMP INSURANCE	1,172	1,195	1,195	1,195	1,220	2.09 %
2735101	50500-0 RETIREMENT/MEDICARE TAX	51,149	51,655	23,636	51,655	52,689	2.00 %
TOTAL PERSONNEL COSTS		294,802	298,527	149,862	298,527	302,678	1.39 %
2735101	50925-0 VEHICLE SUBSIDY LEASES	6,023	6,000	2,746	6,000	6,000	0.00 %
2735101	70123-614 OTHER INSURANCE PREMIUMS-RM	7,933	8,631	0	8,631	4,196	-51.38 %
2735101	77140-0 RESERVE-DIRECTOR'S	0	4,000	0	4,000	5,000	25.00 %
2735101	78000-0 UNINSURED LOSSES	182,793	0	0	0	0	0.00 %
TOTAL NON-PERSONNEL COSTS		196,749	18,631	2,746	18,631	15,196	-18.44 %
TOTAL FUND 273		491,551	317,158	152,608	317,158	317,874	0.23 %
DR-OPERATIONS DIVISION		13,330,797	26,083,681	6,292,866	25,683,526	17,833,998	-31.63 %
5121 DR-OP-ADMINISTRATION		50,895	61,500	15,205	61,500	87,000	41.46 %
4015121	89000-0 CAPITAL OUTLAY	50,895	61,500	15,205	61,500	87,000	41.46 %
TOTAL NON-PERSONNEL COSTS		50,895	61,500	15,205	61,500	87,000	41.46 %
TOTAL FUND 401		50,895	61,500	15,205	61,500	87,000	41.46 %
5122 DR-OP-DRAINAGE		6,552,749	18,206,532	3,003,005	17,806,377	8,690,506	-52.27 %
1015122	62010-0 COULEE MAINT-CLEARING	1,680,900	0	800	0	0	0.00 %
TOTAL NON-PERSONNEL COSTS		1,680,900	0	800	0	0	0.00 %
TOTAL FUND 101		1,680,900	0	800	0	0	0.00 %
1055122	89000-0 CAPITAL OUTLAY	0	1,691,050	463,243	1,691,050	0	-100.00 %
TOTAL NON-PERSONNEL COSTS		0	1,691,050	463,243	1,691,050	0	-100.00 %
TOTAL FUND 105		0	1,691,050	463,243	1,691,050	0	-100.00 %
2615122	62010-0 COULEE MAINT-CLEARING	4,050	0	0	0	0	0.00 %
	62020-0 COULEE MAINT-UNIMPROVED						
2615122	62020-0 COULEE	617,208	0	0	0	0	0.00 %
2615122	69180-0 CONTR SERV-DEBRIS CLEARANCE	178,000	250,000	101,980	250,000	250,000	0.00 %
2615122	71019-0 COULEE MAINT-EARTHEN INSPECT	238,000	0	0	0	0	0.00 %
2615122	72700-0 SUPPLIES & MATERIALS	212,692	227,000	177,784	227,000	250,000	10.13 %
2615122	76800-0 EXT APP-SOIL & WATER CONSER	25,000	25,000	25,000	25,000	25,000	0.00 %
2615122	80420-0 TAX DEDUCTIONS-RETIREMENT	284,906	294,608	309,533	309,533	327,342	11.11 %
2615122	89000-0 CAPITAL OUTLAY	645,713	2,012,112	177,297	1,592,112	1,498,000	-25.55 %
TOTAL NON-PERSONNEL COSTS		2,205,569	2,808,720	791,594	2,403,645	2,350,342	-16.32 %
TOTAL FUND 261		2,205,569	2,808,720	791,594	2,403,645	2,350,342	-16.32 %
2735122	50100-0 TEMPORARY EMPLOYEES	36,143	20,000	16,709	20,000	40,000	100.00 %
2735122	50500-0 RETIREMENT/MEDICARE TAX	2,765	2,927	1,278	2,927	1,535	-47.56 %
TOTAL PERSONNEL COSTS		38,908	22,927	17,987	22,927	41,535	81.16 %
2735122	62500-0 DRAINAGE MAINT PROJ SUMMARY	1,259,266	3,508,900	240,460	3,508,900	0	-100.00 %
2735122	70907-0 CONTRACTUAL SERVICES	11,695	2,141,565	173,282	2,141,565	1,075,085	-49.80 %
2735122	78000-0 UNINSURED LOSSES	0	0	0	0	16,474	100.00 %

**LAFAYETTE CONSOLIDATED GOVERNMENT
2023 - 2024 ADOPTED BUDGET
ANNUAL BUDGET BY DEPARTMENT**

DRAINAGE DEPARTMENT

			ACTUAL	CUR BUDGET	ACTUAL AT	PROJECTED	ADOPTED	ADOPTED
CODE	EXPENDITURE		FY 21-22	FY 22-23	4/30/2023	FY 22-23	FY 23-24	VS
								CURRENT
2735122	80420-0	TAX DEDUCTIONS-RETIREMENT	93,908	97,105	102,025	102,025	108,070	11.29 %
2735122	89000-0	CAPITAL OUTLAY	13,793	2,708	1,658	2,708	0	-100.00 %
TOTAL NON-PERSONNEL COSTS			1,378,662	5,750,278	517,425	5,755,198	1,199,629	-79.14 %
TOTAL FUND 273			1,417,570	5,773,205	535,412	5,778,125	1,241,164	-78.50 %
4015122	89000-0	CAPITAL OUTLAY	1,248,710	6,556,838	1,211,956	6,556,838	5,099,000	-22.23 %
TOTAL NON-PERSONNEL COSTS			1,248,710	6,556,838	1,211,956	6,556,838	5,099,000	-22.23 %
TOTAL FUND 401			1,248,710	6,556,838	1,211,956	6,556,838	5,099,000	-22.23 %
6515122	70907-0	CONTRACTUAL SERVICES	0	676,719	0	676,719	0	-100.00 %
6515122	89000-0	CAPITAL OUTLAY	0	700,000	0	700,000	0	-100.00 %
TOTAL NON-PERSONNEL COSTS			0	1,376,719	0	1,376,719	0	-100.00 %
TOTAL FUND 651			0	1,376,719	0	1,376,719	0	-100.00 %
5221 DR-OP-ADMINISTRATION-C			367,877	401,928	190,618	401,928	413,568	2.90 %
2615221	50000-0	PERSONNEL SALARIES	189,437	208,976	91,858	208,976	216,273	3.49 %
2615221	50400-0	GROUP HEALTH INSURANCE	45,258	46,614	46,614	46,614	49,446	6.08 %
2615221	50415-0	GROUP LIFE INSURANCE	795	1,247	382	1,247	1,283	2.89 %
2615221	50430-0	WORKERS COMP INSURANCE	1,127	1,128	1,128	1,128	1,169	3.63 %
2615221	50500-0	RETIREMENT/MEDICARE TAX	41,841	48,062	19,196	48,062	44,456	-7.50 %
2615221	50900-0	ACCRUED SICK/ANNUAL LEAVE	61	0	0	0	0	0.00 %
TOTAL PERSONNEL COSTS			278,519	306,027	159,178	306,027	312,627	2.16 %
2615221	50600-0	TRAINING OF PERSONNEL	624	0	0	0	0	0.00 %
2615221	50800-0	UNIFORMS	192	200	0	200	600	200.00 %
2615221	69100-0	RAILROAD CROSSINGS MAINTENANCE	14,231	0	0	0	0	0.00 %
2615221	70000-0	DUES & LICENSES	150	500	0	500	500	0.00 %
2615221	70123-614	OTHER INSURANCE PREMIUMS-RM	0	0	0	0	149	100.00 %
2615221	70200-0	POSTAGE/SHIPPING CHARGES	94	400	332	300	300	-25.00 %
2615221	70400-0	PUBLICATION & RECORDATION	783	1,050	0	1,050	1,050	0.00 %
2615221	70500-0	TELECOMMUNICATIONS	58,976	61,560	24,916	61,560	63,560	3.25 %
2615221	70800-0	TRAVEL & MEETINGS	0	4,000	1,768	4,000	4,000	0.00 %
2615221	70902-0	DUPLICATING EQUIPMENT EXPENSES	3,801	2,509	1,361	2,509	5,000	99.28 %
2615221	70907-0	CONTRACTUAL SERVICES	4,714	8,000	2,357	8,000	8,000	0.00 %
2615221	72600-0	TRANSPORTATION	2,151	10,332	486	10,332	10,332	0.00 %
2615221	72700-0	SUPPLIES & MATERIALS	3,642	7,350	220	7,450	7,450	1.36 %
TOTAL NON-PERSONNEL COSTS			89,358	95,901	31,440	95,901	100,941	5.26 %
TOTAL FUND 261			367,877	401,928	190,618	401,928	413,568	2.90 %
5222 DR-OP-DRAINAGE-C			5,780,544	6,663,332	2,753,221	6,663,332	7,889,268	18.40 %
1265222	89000-0	CAPITAL OUTLAY	339,179	8,983	2,990	8,983	0	-100.00 %
TOTAL NON-PERSONNEL COSTS			339,179	8,983	2,990	8,983	0	-100.00 %
TOTAL FUND 126			339,179	8,983	2,990	8,983	0	-100.00 %
2615222	50000-0	PERSONNEL SALARIES	2,012,762	2,245,300	858,152	2,245,300	2,369,283	5.52 %
2615222	50100-0	TEMPORARY EMPLOYEES	76,461	70,000	29,918	70,000	105,000	50.00 %
2615222	50200-0	OVERTIME	87,941	217,680	49,844	217,680	85,000	-60.95 %
2615222	50300-0	PROMOTION COSTS	0	44,372	0	44,372	110,585	149.22 %
2615222	50400-0	GROUP HEALTH INSURANCE	486,666	518,861	518,861	518,861	472,340	-8.97 %
2615222	50410-0	GROUP HEALTH INS-RETIRES	16,930	17,438	17,438	17,438	17,438	0.00 %
2615222	50415-0	GROUP LIFE INSURANCE	8,158	14,101	3,601	14,101	13,848	-1.79 %

**LAFAYETTE CONSOLIDATED GOVERNMENT
2023 - 2024 ADOPTED BUDGET
ANNUAL BUDGET BY DEPARTMENT**

DRAINAGE DEPARTMENT

CODE	EXPENDITURE	ACTUAL	CUR BUDGET	ACTUAL AT	PROJECTED	ADOPTED	ADOPTED VS
		FY 21-22	FY 22-23	4/30/2023	FY 22-23	FY 23-24	CURRENT
2615222	50430-0	12,620	12,971	12,971	12,971	12,795	-1.36 %
2615222	50500-0	469,033	496,853	195,428	496,853	483,989	-2.59 %
2615222	50900-0	68,884	16,403	0	16,403	0	-100.00 %
TOTAL PERSONNEL COSTS		3,239,455	3,653,979	1,686,213	3,653,979	3,670,278	0.45 %
2615222	50600-0	2,208	4,500	100	4,500	4,500	0.00 %
2615222	50800-0	7,729	13,000	1,789	13,000	13,000	0.00 %
2615222	51000-0	390,000	390,000	0	390,000	390,000	0.00 %
2615222	60000-0	130	9,000	8,614	9,000	9,000	0.00 %
COULEE MAINT-UNIMPROVED							
2615222	62020-0	44,000	100,000	12,500	100,000	100,000	0.00 %
2615222	63000-0	522	5,000	3,966	5,000	5,000	0.00 %
2615222	66000-0	700	1,200	0	1,200	1,200	0.00 %
2615222	67000-0	12,930	19,000	10,754	19,000	24,000	26.32 %
2615222	69151-0	29,920	200,000	24,805	200,000	229,782	14.89 %
2615222	70000-0	678	1,100	237	1,100	1,100	0.00 %
2615222	70200-0	137	700	687	700	700	0.00 %
2615222	70400-0	2,624	3,500	2,013	3,500	3,500	0.00 %
2615222	70907-0	506,611	606,000	230,145	606,000	988,646	63.14 %
2615222	72100-0	80,487	60,000	24,463	60,000	80,000	33.33 %
2615222	72600-0	775,126	832,210	498,708	832,210	832,210	0.00 %
2615222	72700-0	10,612	11,000	6,091	11,000	15,000	36.36 %
2615222	78000-0	61,803	219,981	0	219,981	129,494	-41.13 %
2615222	89000-0	0	0	0	0	921,323	100.00 %
TOTAL NON-PERSONNEL COSTS		1,926,217	2,476,191	824,872	2,476,191	3,748,455	51.38 %
TOTAL FUND 261		5,165,672	6,130,170	2,511,085	6,130,170	7,418,733	21.02 %
2735222	50000-0	140,859	307,090	97,713	307,090	295,362	-3.82 %
2735222	50200-0	7,919	46,000	4,420	46,000	46,000	0.00 %
2735222	50400-0	96,216	116,712	116,712	116,712	76,880	-34.13 %
2735222	50415-0	522	2,109	400	2,109	1,764	-16.36 %
2735222	50430-0	1,808	1,909	1,909	1,909	1,596	-16.40 %
2735222	50500-0	28,139	50,359	17,992	50,359	48,933	-2.83 %
2735222	50900-0	230	0	0	0	0	0.00 %
TOTAL PERSONNEL COSTS		275,693	524,179	239,146	524,179	470,535	-10.23 %
TOTAL FUND 273		275,693	524,179	239,146	524,179	470,535	-10.23 %
5223 DR-OP-ENGINEERING-C		578,732	750,389	330,817	750,389	753,656	0.44 %
2735223	50000-0	367,170	465,738	171,687	465,738	474,370	1.85 %
2735223	50400-0	56,601	75,851	75,851	75,851	71,458	-5.79 %
2735223	50415-0	1,505	2,497	706	2,497	2,520	0.92 %
2735223	50430-0	2,153	2,515	2,515	2,515	2,560	1.79 %
2735223	50500-0	65,163	87,086	30,247	87,086	79,651	-8.54 %
2735223	50900-0	0	32,605	0	32,605	0	-100.00 %
TOTAL PERSONNEL COSTS		492,592	666,292	281,006	666,292	630,559	-5.36 %
2735223	50600-0	(25)	100	0	100	100	0.00 %
2735223	50800-0	357	400	42	400	400	0.00 %
2735223	63000-0	11,173	13,000	8,191	13,000	4,000	-69.23 %
2735223	70000-0	400	400	255	400	400	0.00 %
2735223	70200-0	0	50	6	50	50	0.00 %
2735223	71022-0	0	0	0	0	13,000	100.00 %
2735223	72600-0	12,878	18,027	3,941	18,027	18,027	0.00 %

**LAFAYETTE CONSOLIDATED GOVERNMENT
2023 - 2024 ADOPTED BUDGET
ANNUAL BUDGET BY DEPARTMENT**

DRAINAGE DEPARTMENT

<u>CODE</u>			<u>ACTUAL</u>	<u>CUR BUDGET</u>	<u>ACTUAL AT</u>	<u>PROJECTED</u>	<u>ADOPTED</u>	<u>ADOPTED</u>
<u>EXPENDITURE</u>			<u>FY 21-22</u>	<u>FY 22-23</u>	<u>4/30/2023</u>	<u>FY 22-23</u>	<u>FY 23-24</u>	<u>VS</u>
								<u>CURRENT</u>
2735223	72700-0	SUPPLIES & MATERIALS	2,796	4,120	1,196	4,120	4,120	0.00 %
2735223	89000-0	CAPITAL OUTLAY	58,561	48,000	36,180	48,000	83,000	72.92 %
TOTAL NON-PERSONNEL COSTS			86,140	84,097	49,811	84,097	123,097	46.38 %
TOTAL FUND 273			578,732	750,389	330,817	750,389	753,656	0.44 %
TOTAL DRAINAGE DEPARTMENT			13,822,348	26,400,839	6,445,474	26,000,684	18,151,872	-31.25 %



TRAFFIC, ROADS, AND BRIDGES DEPARTMENT

Traffic, Roads, and Bridges (TRB) is primarily responsible for maintenance and/or construction of parish-wide roads, bridges, and traffic systems as well as with planning and executing the safe, convenient, and efficient movement of persons and goods through the transportation modes of walking, biking, and auto use throughout Lafayette Parish. As a department that oversees the maintenance and care of major arterials all the way down to local rural roads, TRB has a lot of area to provide for. However, TRB is committed to keeping up with this large task through several dedicated divisions, namely Traffic Engineering, Traffic Maintenance, Streets, Transit, and Parking.

- **Traffic Engineering:** This division is responsible for all traffic engineering services within Lafayette City and Parish including development review, traffic sign placement, speed studies, traffic calming, traffic safety analysis, etc. They also provide traffic signal timing and engineering support for 190 traffic signals and developed the Project Geaux Mow system.
- **Traffic Maintenance:** This division handles service requests and work orders to maintain over 50,000 traffic signs and over 200 miles of pavement markings. They are also responsible for maintaining nearly 200 traffic signals and 90 school warning flashers.
- **Streets:** The division maintains all public rights-of-way within Lafayette City and Parish including pothole filling, grass cutting (using workers and the Geaux Mow system), litter pickup including illegal dumping, tree trimming, and removal of high risk and/or hazard trees in right of ways. They currently maintain approximately 1,331 miles of streets, 400 bridges and related structures, and 480 miles of sidewalks, which are ever-increasing.
- **Transit:** Transit operates 8 daytime and 4 nighttime bus routes. This division transports the general public just about anywhere they'd want to go in Lafayette for a minimal cost and they also oversee a Paratransit system for those in our community who need more assistance.
- **Parking:** Operates and maintains two parking garages, over 600 parking meters, and the enforcement of parking violations.

Performance Measures:

TRB's performance measures reflect some of the central duties that are essential to running each division. For example, street pothole filling is a key task whose requests are generated by citizen requests and our own proactive efforts. Each of these performance measures represents a generalized number that represents how well the division is working as a whole.

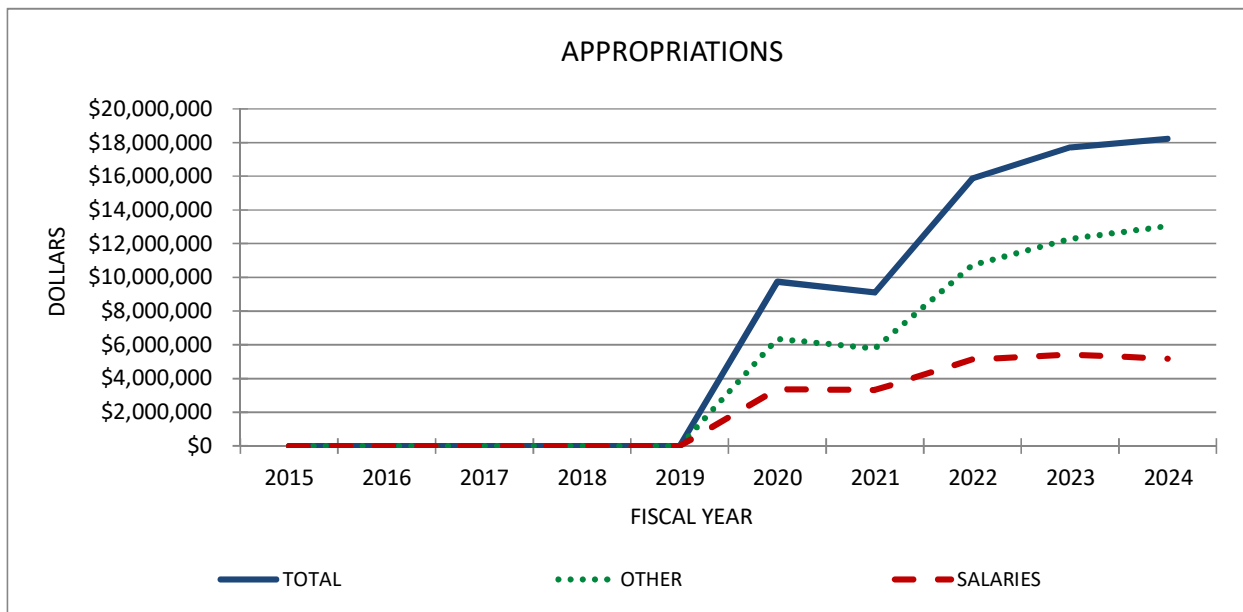
PERFORMANCE MEASURE	BENCHMARK	FY 2021-22 ACTUAL	FY 2022-23 PROJECTED	FY 2023-24 FORECAST/ GOAL
Street Potholes filled	20,000	25,560	29,630	21,000
% of Traffic Calming Requests Responded to within two days	90%	N/A	80%	90%
Traffic Signal Work Orders Completed per year	700	1,208	1,020	800
Traffic Sign Work Orders Completed per year	2,200	3,933	3,877	2,400
Parking Ticket Revenue per year	\$127,845	\$194,845	\$119,000	\$127,845
% of Buses That Have Exceeded Useful Life Benchmark (USB)	<28%	0%	0%	<28%



LAFAYETTE CONSOLIDATED GOVERNMENT
2023-24 ADOPTED BUDGET
TRAFFIC, ROADS & BRIDGES DEPARTMENT

10 YEAR BUDGET HISTORY
APPROPRIATIONS, EXCLUDING CAPITAL

FISCAL YEAR	TOTAL	SALARIES	OTHER	STRENGTH	STRENGTH CHANGE
2015	\$0	0	0	0	0
2016	\$0	0	0	0	0
2017	\$0	0	0	0	0
2018	\$0	0	0	0	0
2019	\$0	0	0	0	0
2020	\$9,738,985	3,380,932	6,358,053	87	87
2021	\$9,114,453	3,322,125	5,792,328	86	(1)
2022	\$15,874,648	5,130,576	10,744,072	137	51
2023	\$17,716,725	5,425,705	12,291,020	141	4
2024	\$18,232,190	5,186,320	13,045,870	141	0



Significant Changes

2022-Increases in Salaries and Other are primarily due to the Transit Operations and Parking Program Divisions moving from Public Works Department to Drainage Department during fiscal year 2021.

2023-City and Parish Councils approved pay adjustment during FY2022 increasing salaries and benefits. The addition of four positions also caused an increase to salaries and benefits. The increase in Other is primarily due to increases in Uninsured Losses based on Risk Management claims reports, Contractual Services, and Administrative Costs based on the Full Cost Allocation Plan prepared by the consultants offset by reductions in operations throughout the department.

2024-Overall increase in expenditures mainly due to increases in contractual services (resulting from the success of the Geaux Mow program), property insurance premiums, and utility accounts.



**LAFAYETTE CONSOLIDATED GOVERNMENT
2023 - 2024 ADOPTED BUDGET
ANNUAL BUDGET BY DEPARTMENT**

TRAFFIC, ROADS AND BRIDGES DEPARTMENT RECAP

	Actual FY 21/22	Cur Budget FY 22/23	Actual At 4/30/23	Projected FY 22/23	Adopted FY 23/24	Adopted vs. Current
Expenditures by Type						
PERSONNEL SALARIES	4,951,931	6,357,593	2,196,672	6,357,593	6,436,727	1.24 %
EMPLOYEE BENEFITS	1,102,130	1,208,315	1,184,791	1,208,315	1,197,853	-0.87 %
RETIREMENT SYSTEM	937,526	1,068,750	410,226	1,068,750	940,844	-11.97 %
RETIREE HEALTH INS	16,930	17,438	17,438	17,438	11,625	-33.34 %
ACCRUED SICK/ANNUAL	9,900	48,090	5,054	51,251	19,414	-59.63 %
PURCHASED SERVICES	5,264,005	7,141,452	1,657,841	6,925,206	6,253,770	-12.43 %
MATERIALS & SUPPLIES	1,722,671	2,145,374	1,248,775	2,145,374	2,146,874	0.07 %
UNINSURED LOSSES	765,916	1,587,817	-	1,717,817	809,364	-49.03 %
MISCELLANEOUS EXPENSE	361,323	378,020	392,969	396,969	420,719	11.30 %
DEBT SERVICE INTEREST	4,869	-	-	-	-	0.00 %
DEBT SERVICE INTEREST INTERNAL	148	-	-	-	-	0.00 %
CAPITAL OUTLAY	3,204,975	36,148,574	1,731,945	35,964,023	8,859,700	-75.49 %
Total Expenditures	18,342,324	56,101,423	8,845,711	55,852,736	27,096,890	-51.70 %

**LAFAYETTE CONSOLIDATED GOVERNMENT
2023 - 2024 ADOPTED BUDGET
ANNUAL BUDGET BY DEPARTMENT**

TRAFFIC, ROADS AND BRIDGES DEPARTMENT

CODE	EXPENDITURE	ACTUAL	CUR BUDGET	ACTUAL AT	PROJECTED	ADOPTED	ADOPTED
		FY 21-22	FY 22-23	4/30/2023	FY 22-23	FY 23-24	VS CURRENT
RB-DIRECTOR'S OFFICE		272,281	365,162	163,360	368,323	322,124	-11.79 %
1211 RB-SMALL BUSINESS SUPT SER		14,451	63,748	13,924	63,748	50,751	-20.39 %
1011211	5000-0 PERSONNEL SALARIES	7,529	42,926	0	42,926	36,974	-13.87 %
1011211	50400-0 GROUP HEALTH INSURANCE	5,643	11,683	11,683	11,683	5,476	-53.13 %
1011211	50415-0 GROUP LIFE INSURANCE	32	256	0	256	221	-13.67 %
1011211	50430-0 WORKERS COMP INSURANCE	211	232	232	232	200	-13.79 %
1011211	50500-0 RETIREMENT/MEDICARE TAX	1,018	5,559	0	5,559	4,788	-13.87 %
TOTAL PERSONNEL COSTS		14,433	60,656	11,915	60,656	47,659	-21.43 %
1011211	50600-0 TRAINING OF PERSONNEL	0	200	0	200	200	0.00 %
1011211	70200-0 POSTAGE/SHIPPING CHARGES	0	79	0	79	79	0.00 %
1011211	70300-0 PRINTING & BINDING	0	65	0	65	65	0.00 %
1011211	70314-0 PRINT & BIND-DELTA SIGMA	0	2,500	1,999	2,500	2,500	0.00 %
1011211	70400-0 PUBLICATION & RECORDATION	0	25	0	25	25	0.00 %
1011211	70500-0 TELECOMMUNICATIONS	18	180	10	180	180	0.00 %
1011211	72700-0 SUPPLIES & MATERIALS	0	43	0	43	43	0.00 %
TOTAL NON-PERSONNEL COSTS		18	3,092	2,009	3,092	3,092	0.00 %
TOTAL FUND 101		14,451	63,748	13,924	63,748	50,751	-20.39 %
5102 RB-DIRECTOR'S OFFICE		257,830	301,414	149,436	304,575	271,373	-9.97 %
2605102	5000-0 PERSONNEL SALARIES	175,350	176,997	67,438	176,997	178,506	0.85 %
2605102	50400-0 GROUP HEALTH INSURANCE	16,986	17,495	17,495	17,495	22,012	25.82 %
2605102	50410-0 GROUP HEALTH INS-RETIREEES	16,930	17,438	17,438	17,438	11,625	-33.34 %
2605102	50415-0 GROUP LIFE INSURANCE	618	653	230	653	646	-1.07 %
2605102	50430-0 WORKERS COMP INSURANCE	937	956	956	956	964	0.84 %
2605102	50500-0 RETIREMENT/MEDICARE TAX	22,846	22,921	8,779	22,921	23,116	0.85 %
2605102	50900-0 ACCRUED SICK/ANNUAL LEAVE	0	1,309	4,470	4,470	0	-100.00 %
TOTAL PERSONNEL COSTS		233,667	237,769	116,806	240,930	236,869	-0.38 %
2605102	50925-0 VEHICLE SUBSIDY LEASES	6,023	7,000	2,746	7,000	7,000	0.00 %
2605102	70123-614 OTHER INSURANCE PREMIUMS-RM	4,624	1,645	0	1,645	22,504	1,268.02 %
2605102	77140-0 RESERVE-DIRECTOR'S	0	4,000	0	4,000	5,000	25.00 %
2605102	78000-0 UNINSURED LOSSES	12,566	0	0	0	0	0.00 %
2605102	89000-0 CAPITAL OUTLAY	950	51,000	29,884	51,000	0	-100.00 %
TOTAL NON-PERSONNEL COSTS		24,163	63,645	32,630	63,645	34,504	-45.79 %
TOTAL FUND 260		257,830	301,414	149,436	304,575	271,373	-9.97 %
RB-OPERATIONS DIVISION		8,138,017	12,787,989	4,177,326	12,567,210	11,319,670	-11.48 %
5124 RB-OP-ROADS/BRIDGES		2,637,641	5,812,562	1,874,994	5,727,586	5,166,854	-11.11 %
1015124	69050-0 CONTR SERV-CENTRAL PARKS	20,297	45,000	6,734	45,000	45,000	0.00 %
TOTAL NON-PERSONNEL COSTS		20,297	45,000	6,734	45,000	45,000	0.00 %
TOTAL FUND 101		20,297	45,000	6,734	45,000	45,000	0.00 %
2595124	70990-0 CONTR SERV-INTRSTATE GRASS CUT	0	192,500	33,000	192,500	242,500	25.97 %
2595124	71017-0 CONTR SERV-PROJECT GEAUX MOW	2,700	427,500	326,560	427,500	819,183	91.62 %
TOTAL NON-PERSONNEL COSTS		2,700	620,000	359,560	620,000	1,061,683	71.24 %
TOTAL FUND 259		2,700	620,000	359,560	620,000	1,061,683	71.24 %
2605124	69150-0 ROADSIDE VEGETATION MAINT	169,795	125,000	39,885	125,000	125,000	0.00 %
2605124	70990-0 CONTR SERV-INTRSTATE GRASS CUT	250,404	57,500	30,000	57,500	207,500	260.87 %
2605124	71017-0 CONTR SERV-PROJECT GEAUX MOW	843,677	22,500	18,015	22,500	366,906	1,530.69 %

**LAFAYETTE CONSOLIDATED GOVERNMENT
2023 - 2024 ADOPTED BUDGET
ANNUAL BUDGET BY DEPARTMENT**

TRAFFIC, ROADS AND BRIDGES DEPARTMENT

			ACTUAL	CUR BUDGET	ACTUAL AT	PROJECTED	ADOPTED	ADOPTED
CODE	EXPENDITURE		FY 21-22	FY 22-23	4/30/2023	FY 22-23	FY 23-24	VS
								CURRENT
2605124	78000-0	UNINSURED LOSSES	0	0	0	0	142,146	100.00 %
2605124	80420-0	TAX DEDUCTIONS-RETIREMENT	361,704	374,020	392,969	392,969	415,719	11.15 %
2605124	89000-0	CAPITAL OUTLAY	338,552	2,050,469	523,226	2,050,469	1,384,400	-32.48 %
TOTAL NON-PERSONNEL COSTS			1,964,132	2,629,489	1,004,095	2,648,438	2,641,671	0.46 %
TOTAL FUND 260			1,964,132	2,629,489	1,004,095	2,648,438	2,641,671	0.46 %
4015124	89000-0	CAPITAL OUTLAY	650,512	2,518,073	504,605	2,414,148	1,418,500	-43.67 %
TOTAL NON-PERSONNEL COSTS			650,512	2,518,073	504,605	2,414,148	1,418,500	-43.67 %
TOTAL FUND 401			650,512	2,518,073	504,605	2,414,148	1,418,500	-43.67 %
5125 RB-OP-DOWNTOWN WORK CREW			46,497	40,442	18,138	40,442	40,201	-0.60 %
2605125	50000-0	PERSONNEL SALARIES	25,550	26,223	9,784	26,223	26,308	0.32 %
2605125	50200-0	OVERTIME	148	312	151	312	312	0.00 %
2605125	50400-0	GROUP HEALTH INSURANCE	11,343	5,812	5,812	5,812	5,476	-5.78 %
2605125	50415-0	GROUP LIFE INSURANCE	110	157	38	157	157	0.00 %
2605125	50430-0	WORKERS COMP INSURANCE	160	142	142	142	142	0.00 %
2605125	50500-0	RETIREMENT/MEDICARE TAX	3,434	3,396	1,252	3,396	3,406	0.29 %
TOTAL PERSONNEL COSTS			40,745	36,042	17,179	36,042	35,801	-0.67 %
2605125	50800-0	UNIFORMS	73	200	122	200	200	0.00 %
2605125	72600-0	TRANSPORTATION	5,484	4,000	837	4,000	4,000	0.00 %
2605125	72700-0	SUPPLIES & MATERIALS	195	200	0	200	200	0.00 %
TOTAL NON-PERSONNEL COSTS			5,752	4,400	959	4,400	4,400	0.00 %
TOTAL FUND 260			46,497	40,442	18,138	40,442	40,201	-0.60 %
5224 RB-OP-ROADS/BRIDGES-C			5,453,879	6,934,985	2,284,194	6,799,182	6,112,615	-11.86 %
2595224	51000-0	ADMINISTRATIVE COST	0	182,012	0	47,609	182,000	-0.01 %
2595224	69040-0	CONTR SERV-CAMELLIA GREENBELT	0	10,000	0	10,000	10,000	0.00 %
2595224	69080-0	CONTR SERV-JEFFERSON ST MAINT	0	45,400	2,847	45,400	45,400	0.00 %
2595224	69090-0	CONTR SERV-OPERATION SPRUCE UP	5,760	57,750	3,885	57,750	57,750	0.00 %
2595224	70904-0	MARDI GRAS EXPENSE (IN KIND)	0	90,500	85,695	90,500	95,500	5.52 %
2595224	70907-0	CONTRACTUAL SERVICES	0	309,125	8,325	309,125	309,125	0.00 %
2595224	70990-0	CONTR SERV-INTRSTATE GRASS CUT	0	280,073	108,605	280,073	280,073	0.00 %
2595224	72600-0	TRANSPORTATION	0	398,887	436	398,887	398,887	0.00 %
TOTAL NON-PERSONNEL COSTS			5,760	1,373,747	209,793	1,239,344	1,378,735	0.36 %
TOTAL FUND 259			5,760	1,373,747	209,793	1,239,344	1,378,735	0.36 %
2605224	50000-0	PERSONNEL SALARIES	1,628,357	2,137,056	748,948	2,137,056	2,307,647	7.98 %
2605224	50100-0	TEMPORARY EMPLOYEES	10,686	10,000	0	10,000	10,000	0.00 %
2605224	50200-0	OVERTIME	131,060	262,375	63,099	262,375	219,394	-16.38 %
2605224	50204-0	OVERTIME-CHRISTMAS PARADE	1,539	1,993	1,864	1,993	1,993	0.00 %
2605224	50222-0	OVERTIME-MLK PARADE	0	1,561	0	1,561	1,561	0.00 %
2605224	50300-0	PROMOTION COSTS	0	19,416	0	19,416	18,434	-5.06 %
2605224	50400-0	GROUP HEALTH INSURANCE	515,052	536,238	536,238	536,238	521,786	-2.70 %
2605224	50415-0	GROUP LIFE INSURANCE	6,697	13,419	3,155	13,419	13,634	1.60 %
2605224	50430-0	WORKERS COMP INSURANCE	11,745	12,257	12,257	12,257	12,458	1.64 %
2605224	50500-0	RETIREMENT/MEDICARE TAX	373,666	442,151	165,617	442,151	431,362	-2.44 %
2605224	50900-0	ACCRUED SICK/ANNUAL LEAVE	43	42,173	116	42,173	0	-100.00 %
TOTAL PERSONNEL COSTS			2,678,845	3,478,639	1,531,294	3,478,639	3,538,269	1.71 %
2605224	50600-0	TRAINING OF PERSONNEL	1,379	2,000	1,862	2,000	2,000	0.00 %
2605224	50800-0	UNIFORMS	5,474	10,400	2,998	10,400	10,400	0.00 %

**LAFAYETTE CONSOLIDATED GOVERNMENT
2023 - 2024 ADOPTED BUDGET
ANNUAL BUDGET BY DEPARTMENT**

TRAFFIC, ROADS AND BRIDGES DEPARTMENT

CODE	EXPENDITURE	ACTUAL	CUR BUDGET	ACTUAL AT	PROJECTED	ADOPTED	ADOPTED	
		FY 21-22	FY 22-23	4/30/2023	FY 22-23	FY 23-24	VS CURRENT	
2605224	51000-0	ADMINISTRATIVE COST	433,739	251,957	0	250,557	251,000	-0.38 %
2605224	60000-0	BUILDING MAINTENANCE	1,613	3,000	0	3,000	3,000	0.00 %
2605224	63000-0	EQUIPMENT MAINTENANCE	4,275	6,000	3,351	6,000	6,000	0.00 %
2605224	65000-0	GROUPS MAINTENANCE	16,209	17,000	2,051	17,000	17,000	0.00 %
2605224	66000-0	JANITORIAL SUPPLIES & SERVICES	3,932	4,000	0	4,000	4,000	0.00 %
2605224	67000-0	UTILITIES	20,186	47,200	12,527	47,200	62,200	31.78 %
2605224	69040-0	CONTR SERV-CAMELLIA GREENBELT	6,435	0	0	0	0	0.00 %
2605224	69080-0	CONTR SERV-JEFFERSON ST MAINT	26,437	0	0	0	0	0.00 %
2605224	69090-0	CONTR SERV-OPERATION SPRUCE UP	23,654	0	0	0	0	0.00 %
2605224	69100-0	RAILROAD CROSSINGS MAINTENANCE	0	24,700	2,289	24,700	24,700	0.00 %
2605224	69120-0	RENT	0	5,000	0	5,000	5,000	0.00 %
2605224	70000-0	DUES & LICENSES	312	1,100	444	1,100	1,100	0.00 %
2605224	70200-0	POSTAGE/SHIPPING CHARGES	74	200	46	200	200	0.00 %
2605224	70300-0	PRINTING & BINDING	0	100	0	100	100	0.00 %
2605224	70400-0	PUBLICATION & RECORDATION	1,091	1,000	461	1,000	1,000	0.00 %
2605224	70500-0	TELECOMMUNICATIONS	2,860	16,600	6,797	16,600	16,600	0.00 %
2605224	70700-0	TOURISM	590	1,000	0	1,000	1,000	0.00 %
2605224	70750-0	TOURISM-INT FESTIVAL (IN KIND)	16,600	16,000	0	16,000	16,000	0.00 %
2605224	70800-0	TRAVEL & MEETINGS	0	500	0	500	500	0.00 %
2605224	70904-0	MARDI GRAS EXPENSE (IN KIND)	91,020	0	0	0	0	0.00 %
2605224	70907-0	CONTRACTUAL SERVICES	670,681	309,125	113,858	309,125	309,125	0.00 %
2605224	70990-0	CONTR SERV-INTRSTATE GRASS CUT	289,224	0	0	0	0	0.00 %
2605224	72100-0	EQUIPMENT RENTAL	714	2,000	335	2,000	2,000	0.00 %
2605224	72600-0	TRANSPORTATION	590,549	398,886	377,676	398,886	398,886	0.00 %
2605224	72700-0	SUPPLIES & MATERIALS	45,578	62,300	18,412	62,300	62,300	0.00 %
2605224	78000-0	UNINSURED LOSSES	505,825	902,531	0	902,531	1,500	-99.83 %
2605224	78557-0	LEASE PRINCIPAL	4,869	0	0	0	0	0.00 %
2605224	80250-0	LEASE INTEREST	148	0	0	0	0	0.00 %
2605224	89001-0	CAPITAL OUTLAY-LEASE	5,806	0	0	0	0	0.00 %
TOTAL NON-PERSONNEL COSTS			2,769,274	2,082,599	543,107	2,081,199	1,195,611	-42.59 %
TOTAL FUND 260			5,448,119	5,561,238	2,074,401	5,559,838	4,733,880	-14.88 %
RB-TRAFFIC ENGINEERING			2,130,631	23,914,285	898,447	23,833,659	5,772,984	-75.86 %
5910 RB-TRAFFIC ENGINEERING DEVELOP			986,080	21,186,683	423,166	21,186,683	2,316,239	-89.07 %
1015910	50000-0	PERSONNEL SALARIES	302,035	357,462	139,384	357,462	379,609	6.20 %
1015910	50100-0	TEMPORARY EMPLOYEES	38,257	46,407	18,664	46,407	46,407	0.00 %
1015910	50200-0	OVERTIME	0	13,200	0	13,200	13,200	0.00 %
1015910	50400-0	GROUP HEALTH INSURANCE	50,958	52,485	52,485	52,485	49,446	-5.79 %
1015910	50415-0	GROUP LIFE INSURANCE	1,263	1,809	587	1,809	1,823	0.77 %
1015910	50430-0	WORKERS COMP INSURANCE	1,971	2,010	2,010	2,010	2,049	1.94 %
1015910	50500-0	RETIREMENT/MEDICARE TAX	79,748	86,559	36,655	86,559	87,989	1.65 %
TOTAL PERSONNEL COSTS			474,232	559,932	249,785	559,932	580,523	3.68 %
1015910	50600-0	TRAINING OF PERSONNEL	200	259	0	259	259	0.00 %
1015910	70000-0	DUES & LICENSES	245	259	0	259	259	0.00 %
1015910	70300-0	PRINTING & BINDING	0	86	0	86	86	0.00 %
1015910	70500-0	TELECOMMUNICATIONS	4,011	4,050	553	4,050	4,050	0.00 %
1015910	70902-0	DUPLICATING EQUIPMENT EXPENSES	1,689	1,900	810	1,900	1,900	0.00 %
1015910	72600-0	TRANSPORTATION	9,580	5,400	4,728	5,400	5,400	0.00 %
1015910	72700-0	SUPPLIES & MATERIALS	211	993	355	993	993	0.00 %
1015910	78000-0	UNINSURED LOSSES	22,549	0	0	0	0	0.00 %
TOTAL NON-PERSONNEL COSTS			38,485	12,947	6,446	12,947	12,947	0.00 %

**LAFAYETTE CONSOLIDATED GOVERNMENT
2023 - 2024 ADOPTED BUDGET
ANNUAL BUDGET BY DEPARTMENT**

TRAFFIC, ROADS AND BRIDGES DEPARTMENT

<u>CODE</u>	<u>EXPENDITURE</u>	<u>ACTUAL FY 21-22</u>	<u>CUR BUDGET FY 22-23</u>	<u>ACTUAL AT 4/30/2023</u>	<u>PROJECTED FY 22-23</u>	<u>ADOPTED FY 23-24</u>	<u>ADOPTED VS CURRENT</u>
TOTAL FUND 101		512,717	572,879	256,231	572,879	593,470	3.59 %
1895910	70907-0	51,704	2,228,724	0	2,228,724	0	-100.00 %
1895910	89000-0	0	16,650,000	0	16,650,000	0	-100.00 %
TOTAL NON-PERSONNEL COSTS		51,704	18,878,724	0	18,878,724	0	-100.00 %
TOTAL FUND 189		51,704	18,878,724	0	18,878,724	0	-100.00 %
2605910	71022-0	0	0	0	0	6,500	100.00 %
2605910	89000-0	0	10,000	4,712	10,000	0	-100.00 %
TOTAL NON-PERSONNEL COSTS		0	10,000	4,712	10,000	6,500	-35.00 %
TOTAL FUND 260		0	10,000	4,712	10,000	6,500	-35.00 %
4015910	50000-0	48,978	88,712	22,603	88,712	102,013	14.99 %
4015910	50100-0	0	11,078	0	11,078	11,078	0.00 %
4015910	50200-0	0	11,300	0	11,300	11,300	0.00 %
4015910	50400-0	16,986	17,495	17,495	17,495	16,482	-5.79 %
4015910	50415-0	204	597	95	597	609	2.01 %
4015910	50430-0	529	540	540	540	551	2.04 %
4015910	50500-0	6,394	13,021	2,925	13,021	13,211	1.46 %
TOTAL PERSONNEL COSTS		73,091	142,743	43,658	142,743	155,244	8.76 %
4015910	50600-0	6,573	8,700	3,659	8,700	8,700	0.00 %
4015910	70200-0	325	300	80	300	300	0.00 %
4015910	72600-0	824	2,525	0	2,525	2,525	0.00 %
4015910	72700-0	2,192	4,500	625	4,500	4,500	0.00 %
4015910	89000-0	88,209	1,067,007	114,201	1,067,007	1,545,000	44.80 %
TOTAL NON-PERSONNEL COSTS		98,123	1,083,032	118,565	1,083,032	1,561,025	44.13 %
TOTAL FUND 401		171,214	1,225,775	162,223	1,225,775	1,716,269	40.02 %
6505910	89000-0	250,445	499,305	0	499,305	0	-100.00 %
TOTAL NON-PERSONNEL COSTS		250,445	499,305	0	499,305	0	-100.00 %
TOTAL FUND 650		250,445	499,305	0	499,305	0	-100.00 %
5911 RB-TRAFFIC ENGINEERING MAINT		1,144,551	2,727,602	475,281	2,646,976	3,456,745	26.73 %
1015911	50000-0	364,267	403,700	168,030	403,700	414,227	2.61 %
1015911	50100-0	1,274	17,080	0	17,080	17,080	0.00 %
1015911	50200-0	10,794	12,640	4,077	12,640	12,640	0.00 %
1015911	50300-0	0	11,969	0	11,969	12,209	2.01 %
1015911	50400-0	84,873	81,545	81,545	81,545	76,826	-5.79 %
1015911	50415-0	1,642	2,421	791	2,421	2,464	1.78 %
1015911	50430-0	2,128	2,193	2,193	2,193	2,235	1.92 %
1015911	50500-0	104,239	104,189	48,502	104,189	106,144	1.88 %
TOTAL PERSONNEL COSTS		569,217	635,737	305,138	635,737	643,825	1.27 %
1015911	50600-0	6,546	6,799	1,270	6,799	6,799	0.00 %
1015911	50800-0	3,822	4,982	1,438	4,982	4,982	0.00 %
1015911	60000-0	333	173	98	173	173	0.00 %
1015911	63000-0	226	259	0	259	259	0.00 %
1015911	66000-0	1,015	1,037	446	1,037	1,037	0.00 %
1015911	67000-0	16,006	13,500	8,123	13,500	13,500	0.00 %
1015911	70000-0	0	821	0	821	821	0.00 %
1015911	70300-0	346	346	0	346	346	0.00 %

**LAFAYETTE CONSOLIDATED GOVERNMENT
2023 - 2024 ADOPTED BUDGET
ANNUAL BUDGET BY DEPARTMENT**

TRAFFIC, ROADS AND BRIDGES DEPARTMENT

CODE	EXPENDITURE	ACTUAL	CUR BUDGET	ACTUAL AT	PROJECTED	ADOPTED	ADOPTED VS
		FY 21-22	FY 22-23	4/30/2023	FY 22-23	FY 23-24	CURRENT
1015911	70500-0	3,580	1,980	966	1,980	1,980	0.00 %
1015911	70907-0	38,081	15,259	12,616	15,259	15,259	0.00 %
1015911	72600-0	60,502	45,355	27,287	45,355	45,355	0.00 %
1015911	72700-0	1,665	1,728	98	1,728	1,728	0.00 %
1015911	78000-0	50,639	102,628	0	102,628	82,381	-19.73 %
TOTAL NON-PERSONNEL COSTS		182,761	194,867	52,342	194,867	174,620	-10.39 %
TOTAL FUND 101		751,978	830,604	357,480	830,604	818,445	-1.46 %
2605911	72700-0	3,266	5,000	428	5,000	5,000	0.00 %
2605911	89000-0	140,025	337,238	52,706	337,238	292,400	-13.30 %
TOTAL NON-PERSONNEL COSTS		143,291	342,238	53,134	342,238	297,400	-13.10 %
TOTAL FUND 260		143,291	342,238	53,134	342,238	297,400	-13.10 %
4015911	89000-0	249,282	1,554,760	64,667	1,474,134	2,340,900	50.56 %
TOTAL NON-PERSONNEL COSTS		249,282	1,554,760	64,667	1,474,134	2,340,900	50.56 %
TOTAL FUND 401		249,282	1,554,760	64,667	1,474,134	2,340,900	50.56 %
RB-TRAFFIC SIGNALS MAINT		1,568,279	2,143,342	533,125	2,143,342	1,657,508	-22.67 %
5930 RB-TRAFFIC SIGNALS MAINT		1,568,279	2,143,342	533,125	2,143,342	1,657,508	-22.67 %
1015930	50000-0	307,409	340,245	123,447	340,245	356,896	4.89 %
1015930	50200-0	24,272	51,759	8,824	51,759	51,759	0.00 %
1015930	50300-0	0	17,463	0	17,463	35,098	100.98 %
1015930	50400-0	45,258	64,168	64,168	64,168	49,392	-23.03 %
1015930	50415-0	1,237	2,208	501	2,208	2,090	-5.34 %
1015930	50430-0	1,586	2,021	2,021	2,021	1,927	-4.65 %
1015930	50500-0	67,442	69,147	30,227	69,147	74,739	8.09 %
TOTAL PERSONNEL COSTS		447,204	547,011	229,188	547,011	571,901	4.55 %
1015930	50600-0	3,026	6,702	0	7,202	7,202	7.46 %
1015930	50800-0	2,045	605	444	605	605	0.00 %
1015930	60000-0	0	259	136	259	259	0.00 %
1015930	63000-0	1,601	3,320	231	3,320	3,320	0.00 %
1015930	66000-0	6,900	7,475	2,887	7,475	7,475	0.00 %
1015930	67000-0	51,540	40,000	20,550	40,000	40,000	0.00 %
1015930	67085-0	276,729	245,280	131,226	245,280	275,280	12.23 %
1015930	70000-0	0	216	0	216	216	0.00 %
1015930	70200-0	329	802	477	302	302	-62.34 %
1015930	70300-0	0	129	0	129	129	0.00 %
1015930	70400-0	0	150	0	150	150	0.00 %
1015930	70500-0	3,465	3,600	1,785	3,600	3,600	0.00 %
1015930	70902-0	1,238	1,000	689	1,000	1,000	0.00 %
1015930	70907-0	393	1,598	196	1,598	1,598	0.00 %
1015930	72600-0	34,853	20,663	13,147	20,663	20,663	0.00 %
1015930	72700-0	3,669	2,912	1,174	2,912	2,912	0.00 %
1015930	78000-0	5,361	175,631	0	175,631	38,396	-78.14 %
TOTAL NON-PERSONNEL COSTS		391,149	510,342	172,942	510,342	403,107	-21.01 %
TOTAL FUND 101		838,353	1,057,353	402,130	1,057,353	975,008	-7.79 %
2605930	89000-0	0	20,000	10,590	20,000	0	-100.00 %
TOTAL NON-PERSONNEL COSTS		0	20,000	10,590	20,000	0	-100.00 %

**LAFAYETTE CONSOLIDATED GOVERNMENT
2023 - 2024 ADOPTED BUDGET
ANNUAL BUDGET BY DEPARTMENT**

TRAFFIC, ROADS AND BRIDGES DEPARTMENT

<u>CODE</u>	<u>EXPENDITURE</u>	<u>ACTUAL FY 21-22</u>	<u>CUR BUDGET FY 22-23</u>	<u>ACTUAL AT 4/30/2023</u>	<u>PROJECTED FY 22-23</u>	<u>ADOPTED FY 23-24</u>	<u>ADOPTED VS CURRENT</u>
TOTAL FUND 260		0	20,000	10,590	20,000	0	-100.00 %
4015930	89000-0 CAPITAL OUTLAY	729,926	1,065,989	120,405	1,065,989	682,500	-35.97 %
TOTAL NON-PERSONNEL COSTS		729,926	1,065,989	120,405	1,065,989	682,500	-35.97 %
TOTAL FUND 401		729,926	1,065,989	120,405	1,065,989	682,500	-35.97 %
RB-TRANSIT OPERATIONS		5,353,172	15,147,536	2,643,321	15,282,792	6,107,618	-59.68 %
5940 RB-TRANSIT OPERATIONS		5,353,172	15,147,536	2,643,321	15,282,792	6,107,618	-59.68 %
1285940	61000-0 CONTRACT CONSTRUCTION COST	0	3,400	0	3,400	0	-100.00 %
1285940	89000-0 CAPITAL OUTLAY	0	26,152	0	26,152	0	-100.00 %
TOTAL NON-PERSONNEL COSTS		0	29,552	0	29,552	0	-100.00 %
TOTAL FUND 128		0	29,552	0	29,552	0	-100.00 %
1875940	89000-0 CAPITAL OUTLAY	642,791	9,278,102	211,027	9,278,102	0	-100.00 %
TOTAL NON-PERSONNEL COSTS		642,791	9,278,102	211,027	9,278,102	0	-100.00 %
TOTAL FUND 187		642,791	9,278,102	211,027	9,278,102	0	-100.00 %
2035940	50000-0 PERSONNEL SALARIES	776,294	1,126,727	358,106	1,126,727	987,024	-12.40 %
2035940	50100-0 TEMPORARY EMPLOYEES	57,112	88,250	10,390	88,250	88,250	0.00 %
2035940	50115-0 TEMP EMP-NIGHT SERVICES	68,942	80,080	26,169	80,080	80,080	0.00 %
2035940	50200-0 OVERTIME	418,177	457,900	185,721	457,900	457,900	0.00 %
2035940	50225-0 OVERTIME-POLICE SECURITY	153,174	112,560	71,675	112,560	112,560	0.00 %
2035940	50243-0 OVERTIME-NIGHT SERVICES	5,150	15,000	11,605	15,000	15,000	0.00 %
2035940	50400-0 GROUP HEALTH INSURANCE	254,619	303,286	303,286	303,286	307,844	1.50 %
2035940	50415-0 GROUP LIFE INSURANCE	3,327	7,568	1,518	7,568	7,734	2.19 %
2035940	50430-0 WORKERS COMP INSURANCE	6,597	6,940	6,940	6,940	7,165	3.24 %
2035940	50500-0 RETIREMENT/MEDICARE TAX	200,087	241,014	86,231	241,014	122,256	-49.27 %
2035940	50900-0 ACCRUED SICK/ANNUAL LEAVE	9,851	4,608	468	4,608	19,414	321.31 %
TOTAL PERSONNEL COSTS		1,953,330	2,443,933	1,062,109	2,443,933	2,205,227	-9.77 %
2035940	50600-0 TRAINING OF PERSONNEL	417	7,565	2,723	7,565	7,565	0.00 %
2035940	50800-0 UNIFORMS	2,820	7,000	1,688	7,000	7,000	0.00 %
2035940	51000-0 ADMINISTRATIVE COST	407,477	408,000	0	413,256	415,000	1.72 %
2035940	54070-0 SECURITY	20,766	22,539	11,322	22,539	22,539	0.00 %
2035940	60000-0 BUILDING MAINTENANCE	3,003	9,000	2,260	9,000	9,000	0.00 %
2035940	65000-0 GROUNDS MAINTENANCE	4,284	5,129	2,280	5,129	5,129	0.00 %
2035940	66000-0 JANITORIAL SUPPLIES & SERVICES	4,778	12,552	2,699	12,552	12,552	0.00 %
2035940	67000-0 UTILITIES	18,380	25,000	6,919	25,000	25,000	0.00 %
2035940	70000-0 DUES & LICENSES	788	2,074	634	2,074	2,074	0.00 %
2035940	70123-614 OTHER INSURANCE PREMIUMS-RM	70,901	77,147	0	77,147	129,383	67.71 %
2035940	70200-0 POSTAGE/SHIPPING CHARGES	751	864	307	864	864	0.00 %
2035940	70300-0 PRINTING & BINDING	3,133	5,000	1,429	5,000	5,000	0.00 %
2035940	70400-0 PUBLICATION & RECORDATION	139	500	0	500	500	0.00 %
2035940	70500-0 TELECOMMUNICATIONS	16,135	16,800	7,472	16,800	16,800	0.00 %
2035940	70800-0 TRAVEL & MEETINGS	118	0	0	0	0	0.00 %
2035940	70902-0 DUPLICATING EQUIPMENT EXPENSES	4,232	2,000	1,276	2,000	2,000	0.00 %
2035940	70907-0 CONTRACTUAL SERVICES	87,109	40,145	22,716	40,145	40,145	0.00 %
2035940	71003-0 CONTR SERV-PARATRANSIT	950,970	725,000	515,984	725,000	900,000	24.14 %
2035940	72600-0 TRANSPORTATION	815,985	1,000,000	750,046	1,000,000	1,000,000	0.00 %
2035940	72626-0 TRANS-NIGHT SERVICES	103,923	135,000	34,668	135,000	135,000	0.00 %
2035940	72700-0 SUPPLIES & MATERIALS	6,691	8,000	2,302	8,000	8,000	0.00 %
2035940	78000-0 UNINSURED LOSSES	164,314	376,872	0	506,872	512,840	36.08 %

**LAFAYETTE CONSOLIDATED GOVERNMENT
2023 - 2024 ADOPTED BUDGET
ANNUAL BUDGET BY DEPARTMENT**

TRAFFIC, ROADS AND BRIDGES DEPARTMENT

CODE	EXPENDITURE	ACTUAL	CUR BUDGET	ACTUAL AT	PROJECTED	ADOPTED	ADOPTED VS
		FY 21-22	FY 22-23	4/30/2023	FY 22-23	FY 23-24	CURRENT
2035940	80771-0	MISC EXP-PY ADJUSTMENT	(381)	0	0	0	0.00 %
TOTAL NON-PERSONNEL COSTS		2,686,733	2,886,187	1,366,725	3,021,443	3,256,391	12.83 %
TOTAL FUND 203		4,640,063	5,330,120	2,428,834	5,465,376	5,461,618	2.47 %
4015940	89000-0	CAPITAL OUTLAY	70,318	509,762	3,460	509,762	646,000 26.73 %
TOTAL NON-PERSONNEL COSTS		70,318	509,762	3,460	509,762	646,000	26.73 %
TOTAL FUND 401		70,318	509,762	3,460	509,762	646,000	26.73 %
RB-PARKING PROGRAM		879,944	1,743,109	430,132	1,657,410	1,916,986	9.98 %
5950 RB-PARKING PROGRAM		879,944	1,743,109	430,132	1,657,410	1,916,986	9.98 %
2645950	89000-0	CAPITAL OUTLAY	0	100,000	0	100,000	0 -100.00 %
TOTAL NON-PERSONNEL COSTS		0	100,000	0	100,000	0	-100.00 %
TOTAL FUND 264		0	100,000	0	100,000	0	-100.00 %
2965950	50000-0	PERSONNEL SALARIES	0	74,362	0	74,362	0 -100.00 %
2965950	50100-0	TEMPORARY EMPLOYEES	65	4,911	4,915	4,911	4,911 0.00 %
2965950	50200-0	OVERTIME	0	2,346	603	2,346	2,346 0.00 %
2965950	50400-0	GROUP HEALTH INSURANCE	0	13,368	13,368	13,368	0 -100.00 %
2965950	50415-0	GROUP LIFE INSURANCE	0	428	0	428	0 -100.00 %
2965950	50430-0	WORKERS COMP INSURANCE	0	402	402	402	0 -100.00 %
2965950	50500-0	RETIREMENT/MEDICARE TAX	6	18,590	418	18,590	0 -100.00 %
TOTAL PERSONNEL COSTS		71	114,407	19,706	114,407	7,257	-93.66 %
2965950	50805-0	UNIFORMS-BUCHANAN GARAGE	0	500	0	500	500 0.00 %
2965950	51000-0	ADMINISTRATIVE COST	0	98,455	0	12,756	80,000 -18.74 %
2965950	60050-0	BUILDING MAINTENANCE	0	5,000	545	5,000	5,000 0.00 %
2965950	63010-0	EQUIPMENT MAINTENANCE	0	500	26	500	500 0.00 %
2965950	67020-0	UTILITIES-BUCHANAN GARAGE	1,291	13,000	5,161	13,000	13,000 0.00 %
2965950	70123-614	OTHER INSURANCE PREMIUMS-RM	0	39,133	0	39,133	53,991 37.97 %
2965950	70200-0	POSTAGE/SHIPPING CHARGES	0	2,682	0	2,682	2,682 0.00 %
2965950	70300-0	PRINTING & BINDING	0	3,063	189	3,063	3,063 0.00 %
2965950	70500-0	TELECOMMUNICATIONS	0	23,733	6,302	23,733	23,733 0.00 %
2965950	70907-0	CONTRACTUAL SERVICES	0	9,332	4,135	9,332	15,332 64.29 %
2965950	70915-0	CONTR SERV-CREDIT CARD EXP	0	21,252	984	21,252	26,252 23.53 %
2965950	70991-0	CONTR SERV-ADJUDICATORS	0	4,614	0	4,614	4,614 0.00 %
2965950	72600-0	TRANSPORTATION	0	5,213	65	5,213	5,213 0.00 %
2965950	72715-0	SUP & MAT-BUCHANAN GARAGE	0	1,000	609	1,000	2,000 100.00 %
2965950	72870-0	SUP & MAT-VANDALISM	0	432	0	432	432 0.00 %
TOTAL NON-PERSONNEL COSTS		1,291	227,909	18,016	142,210	236,312	3.69 %
TOTAL FUND 296		1,362	342,316	37,722	256,617	243,569	-28.85 %
2975950	50000-0	PERSONNEL SALARIES	318,161	248,947	118,638	248,947	331,375 33.11 %
2975950	50100-0	TEMPORARY EMPLOYEES	10,808	16,439	1,564	16,439	16,439 0.00 %
2975950	50200-0	OVERTIME	13,313	7,854	6,399	7,854	15,854 101.86 %
2975950	50225-0	OVERTIME-POLICE SECURITY	53,230	60,343	24,574	60,343	60,343 0.00 %
2975950	50400-0	GROUP HEALTH INSURANCE	56,430	44,752	44,752	44,752	82,356 84.03 %
2975950	50415-0	GROUP LIFE INSURANCE	1,276	1,435	512	1,435	1,898 32.26 %
2975950	50430-0	WORKERS COMP INSURANCE	1,712	1,344	1,344	1,344	1,790 33.18 %
2975950	50500-0	RETIREMENT/MEDICARE TAX	78,646	62,203	29,620	62,203	73,833 18.70 %
2975950	50900-0	ACCRUED SICK/ANNUAL LEAVE	6	0	0	0	0 0.00 %
TOTAL PERSONNEL COSTS		533,582	443,317	227,403	443,317	583,888	31.71 %

**LAFAYETTE CONSOLIDATED GOVERNMENT
2023 - 2024 ADOPTED BUDGET
ANNUAL BUDGET BY DEPARTMENT**

TRAFFIC, ROADS AND BRIDGES DEPARTMENT

<u>CODE</u>	<u>EXPENDITURE</u>	<u>ACTUAL FY 21-22</u>	<u>CUR BUDGET FY 22-23</u>	<u>ACTUAL AT 4/30/2023</u>	<u>PROJECTED FY 22-23</u>	<u>ADOPTED FY 23-24</u>	<u>ADOPTED VS CURRENT</u>	
2975950	50800-0	UNIFORMS	633	1,080	0	1,080	1,580	46.30 %
2975950	51000-0	ADMINISTRATIVE COST	0	179,545	0	179,545	180,000	0.25 %
2975950	54070-0	SECURITY	860	950	312	950	1,550	63.16 %
2975950	60000-0	BUILDING MAINTENANCE	8,955	17,688	1,323	17,688	20,688	16.96 %
2975950	60068-0	BUILD MAINT-VANDALISM	0	216	0	216	216	0.00 %
2975950	63000-0	EQUIPMENT MAINTENANCE	419	648	122	648	1,148	77.16 %
2975950	63065-0	EQUIP MAINT-VANDALISM	164	173	0	173	173	0.00 %
2975950	66000-0	JANITORIAL SUPPLIES & SERVICES	10,130	16,000	5,436	16,000	21,000	31.25 %
2975950	67000-0	UTILITIES	29,370	36,000	7,114	36,000	36,000	0.00 %
2975950	67020-0	UTILITIES-BUCHANAN GARAGE	9,380	0	0	0	0	0.00 %
2975950	70000-0	DUES & LICENSES	0	1,000	0	1,000	1,000	0.00 %
2975950	70123-614	OTHER INSURANCE PREMIUMS-RM	62,009	28,337	0	28,337	93,106	228.57 %
2975950	70200-0	POSTAGE/SHIPPING CHARGES	3,165	4,982	1,022	4,982	4,982	0.00 %
2975950	70300-0	PRINTING & BINDING	9,856	5,689	3,725	5,689	7,689	35.16 %
2975950	70500-0	TELECOMMUNICATIONS	48,831	44,076	9,921	44,076	54,076	22.69 %
2975950	70907-0	CONTRACTUAL SERVICES	26,773	19,332	10,215	17,332	21,332	10.35 %
2975950	70915-0	CONTR SERV-CREDIT CARD EXP	64,243	38,748	23,137	38,748	38,748	0.00 %
2975950	70991-0	CONTR SERV-ADJUDICATORS	5,468	6,570	1,361	8,570	8,570	30.44 %
2975950	72600-0	TRANSPORTATION	16,538	9,682	6,621	9,682	9,682	0.00 %
2975950	72700-0	SUPPLIES & MATERIALS	5,087	5,456	2,236	5,456	5,456	0.00 %
2975950	72870-0	SUP & MAT-VANDALISM	298	432	0	432	432	0.00 %
2975950	78000-0	UNINSURED LOSSES	4,662	30,155	0	30,155	32,101	6.45 %
TOTAL NON-PERSONNEL COSTS			306,841	446,759	72,545	446,759	539,529	20.77 %
TOTAL FUND 297			840,423	890,076	299,948	890,076	1,123,417	26.22 %
4015950	89000-0	CAPITAL OUTLAY	38,159	410,717	92,462	410,717	550,000	33.91 %
TOTAL NON-PERSONNEL COSTS			38,159	410,717	92,462	410,717	550,000	33.91 %
TOTAL FUND 401			38,159	410,717	92,462	410,717	550,000	33.91 %
TOTAL TRAFFIC, ROADS AND BRIDGES DEPARTMENT			18,342,324	56,101,423	8,845,711	55,852,736	27,096,890	-51.70 %



PARKS, ARTS, RECREATION, AND CULTURE (PARC)

PARC exists to provide the citizens of Lafayette Parish the opportunity to participate in a wholesome environment in which they can experience a leisure time that is diversionary in character and to assist in promoting entertainment, pleasure, relaxation, and rewarding physical and mental development. In FY 2020-21, Parks and Recreation was reorganized into a new department. Parks and Recreation was combined with Arts and Culture, previously part of the Community Development Department, to create the new PARC Department (Parks, Arts, Recreation, and Culture). This new department now encompasses 30 parks, 10 recreation centers, 4 swimming pools, 3 golf courses, 2 tennis centers, 2 senior centers, 1 performing arts center, 1 nature station, and numerous athletic fields.

Statistical Information:

DESCRIPTION	FY 2021-22	FY 2022-23 ESTIMATED	FY 2023-24 PROJECTED
Youth Participation in Sports Programs	18,500	19,000	19,500
Youth Participation in Special Events	16,000	16,000	16,000
Therapeutic Recreation Participation	2,000	2,000	3,000
Adult Participation in Sports Programs	8,000	8,000	8,000

Status of FY 2022-23 Goals and Operational and Budgeted Goals for FY 2023-24:

The PARC Department has done a wonderful job adjusting to the ever-changing times in our country and communities. Several steps have been taken to ensure we meet the needs of our community.

- Prioritized the seeking of additional funding for parks for both small and large capital project projects.
- Continued to explore additional public-private partnerships to continue to provide dynamic recreational programs.
- Partnered with national programs to offer our youth athletic programs better sporting experiences and visibility.
- Diversified the use of recreation centers to better serve the diverse needs of our community.
- Diversified our Summer Camps by partnering with existing camps to offer better programming and experience.

We are very excited that our park usage rate is up as indicated by our Pavilion Rental Rates. These are good indicators of how people feel about our parks and the trust they have in our department. We are also very excited about the coming year and the opportunity to serve our community at the highest levels.

Performance Measures:

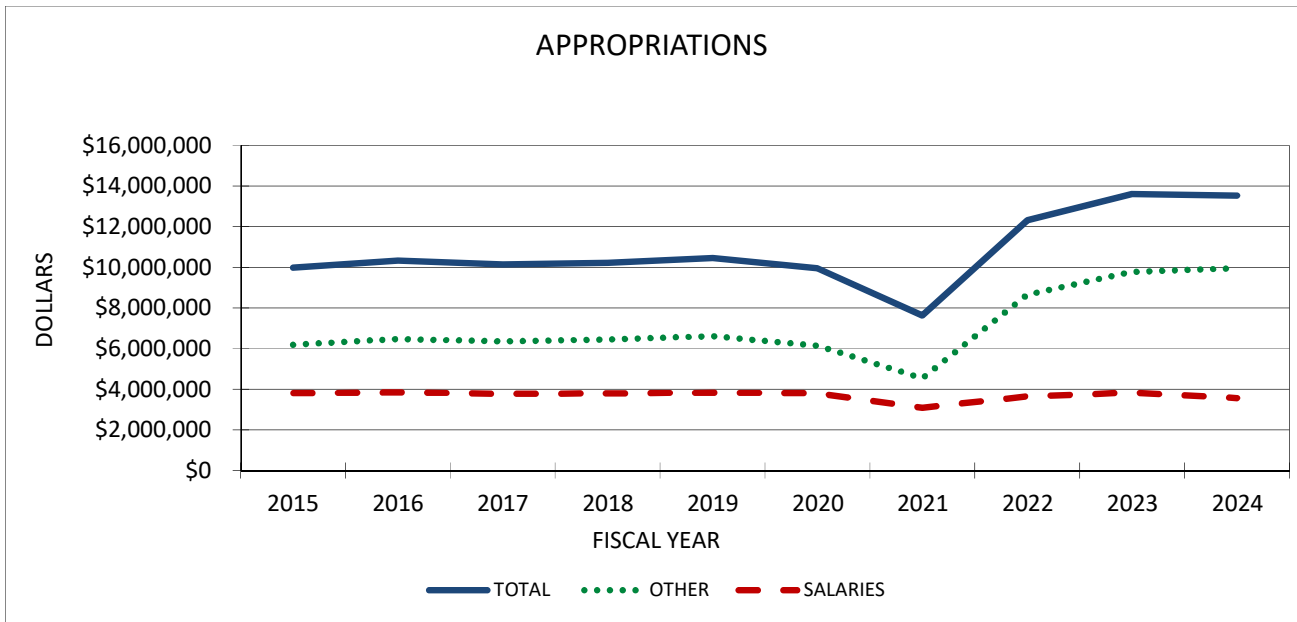
PERFORMANCE MEASURE	BENCHMARK	FY 2021-22 ACTUAL	FY 2022-23 ESTIMATED	FY 2023-24 FORECAST/GOAL
Girard Park Pavilion Rental Rate	52 Saturdays (100%)	42 (80%)	48 (92%)	52 (100%)
Heymann Park Pavilion Rental Rate	52 Saturdays (100%)	23 (44%)	32 (61%)	40 (76%)
PA Davis Park Pavilion Rental Rate	52 Saturdays (100%)	8 (15%)	10 (19%)	12 (23%)
Acadiana Park Pavilion Rental Rate	52 Saturdays (100%)	3 (6%)	3(6%)	5 (10%)
Beaver Park Pavilion Rental Rate	52 Saturdays (100%)	11 (21%)	12 (23%)	15 (29%)
Debaillon Park Pavilion Rental Rate	52 Saturdays (100%)	5 (10%)	7 (13%)	10 (19%)



LAFAYETTE CONSOLIDATED GOVERNMENT
2023-24 ADOPTED BUDGET
PARKS, ARTS, RECREATION, CULTURE (PARC) DEPARTMENT

10 YEAR BUDGET HISTORY
APPROPRIATIONS, EXCLUDING CAPITAL

FISCAL YEAR	TOTAL	SALARIES	OTHER	STRENGTH	STRENGTH CHANGE
2015	\$9,994,157	3,802,033	6,192,124	116	0
2016	\$10,335,496	3,853,945	6,481,551	116	0
2017	\$10,146,119	3,785,274	6,360,845	116	0
2018	\$10,235,289	3,789,124	6,446,165	116	0
2019	\$10,462,257	3,838,697	6,623,560	116	0
2020	\$9,964,418	3,808,570	6,155,848	116	0
2021	\$7,640,277	3,096,373	4,543,904	88	(28)
2022	\$12,323,499	3,660,682	8,662,817	100	12
2023	\$13,617,550	3,833,119	9,784,431	105	5
2024	\$13,538,527	3,578,178	9,960,349	105	0



Significant Changes

- 2021- Decrease in Total Appropriations is related to operating reductions and decrease in staff.
- 2022- Community Development Department was dissolved in the middle of fiscal year 2021. Community Development Divisions were absorbed by PARC and Community Development & Planning departments.
- 2023- City and Parish Councils approved pay adjustment during FY2022 increasing salaries and benefits. The addition of five positions also caused an increase to salaries and benefits. The increase in Other is primarily due to increases in Uninsured Losses based on Risk Management claims reports, increased cost of transportation, and increases to Contractual Services offset by reductions in operations throughout the department.
- 2024- Overall decrease in expenditures is mainly due to reductions in Internal and External Appropriations and Equipment Maintenance due to purchase of new golf carts.



**LAFAYETTE CONSOLIDATED GOVERNMENT
2023 - 2024 ADOPTED BUDGET
ANNUAL BUDGET BY DEPARTMENT**

PARKS ARTS RECREATION CULTURE RECAP

	Actual FY 21/22	Cur Budget FY 22/23	Actual At 4/30/23	Projected FY 22/23	Adopted FY 23/24	Adopted vs. Current
Expenditures by Type						
PERSONNEL SALARIES	3,751,017	4,559,960	1,714,170	4,554,960	4,346,919	-4.67 %
EMPLOYEE BENEFITS	813,032	881,538	865,710	881,538	828,030	-6.07 %
RETIREMENT SYSTEM	700,225	739,691	311,671	739,691	636,000	-14.02 %
ACCRUED SICK/ANNUAL	41,528	93,770	161,453	102,484	-	-100.00 %
PURCHASED SERVICES	5,265,269	5,404,243	2,036,549	5,409,243	6,229,627	15.27 %
MATERIALS & SUPPLIES	637,676	626,479	276,662	626,479	584,309	-6.73 %
INTERNAL APPROPRIATIONS	490,138	867,640	-	117,759	619,591	-28.59 %
EXTERNAL APPROPRIATIONS	153,791	202,080	200,656	202,080	102,080	-49.49 %
UNINSURED LOSSES	204,212	237,909	2,355	237,909	166,971	-29.82 %
MISCELLANEOUS EXPENSE	16,616	35,000	14,938	35,000	35,000	0.00 %
CAPITAL OUTLAY	1,497,927	13,745,875	1,029,710	13,745,875	2,679,235	-80.51 %
Total Expenditures	13,571,431	27,394,185	6,613,874	26,653,018	16,227,762	-40.76 %

**LAFAYETTE CONSOLIDATED GOVERNMENT
2023 - 2024 ADOPTED BUDGET
ANNUAL BUDGET BY DEPARTMENT**

PARKS ARTS RECREATION CULTURE

CODE	EXPENDITURE	ACTUAL	CUR BUDGET	ACTUAL AT	PROJECTED	ADOPTED	ADOPTED VS
		FY 21-22	FY 22-23	4/30/2023	FY 22-23	FY 23-24	CURRENT
PR-DIRECTOR'S OFFICE		692,855	755,150	221,152	755,150	831,296	10.08 %
6100 PR-DIRECTOR'S OFFICE		692,855	755,150	221,152	755,150	831,296	10.08 %
2016100	50000-0 PERSONNEL SALARIES	250,006	252,078	115,257	252,078	257,120	2.00 %
2016100	50200-0 OVERTIME	384	792	155	792	792	0.00 %
2016100	50400-0 GROUP HEALTH INSURANCE	33,972	34,990	34,990	34,990	32,964	-5.79 %
2016100	50415-0 GROUP LIFE INSURANCE	934	1,106	429	1,106	1,121	1.36 %
2016100	50430-0 WORKERS COMP INSURANCE	1,334	1,362	1,362	1,362	1,388	1.91 %
2016100	50500-0 RETIREMENT/MEDICARE TAX	77,282	78,019	35,626	78,019	79,579	2.00 %
TOTAL PERSONNEL COSTS		363,912	368,347	187,819	368,347	372,964	1.25 %
2016100	50925-0 VEHICLE SUBSIDY LEASES	6,023	6,000	2,746	6,000	6,000	0.00 %
2016100	70000-0 DUES & LICENSES	0	346	0	346	346	0.00 %
2016100	70123-614 OTHER INSURANCE PREMIUMS-RM	160,094	165,478	29,120	165,478	303,560	83.44 %
2016100	70200-0 POSTAGE/SHIPPING CHARGES	13	225	22	225	225	0.00 %
2016100	70500-0 TELECOMMUNICATIONS	604	3,150	303	3,150	3,150	0.00 %
2016100	70800-0 TRAVEL & MEETINGS	250	1,500	131	1,500	1,500	0.00 %
2016100	70902-0 DUPLICATING EQUIPMENT EXPENSES	2,426	3,321	1,011	3,321	3,321	0.00 %
2016100	71022-0 CONTR SERV-SAAS COSTS	0	0	0	0	10,469	100.00 %
2016100	78000-0 UNINSURED LOSSES	159,533	196,783	0	196,783	119,761	-39.14 %
TOTAL NON-PERSONNEL COSTS		328,943	376,803	33,333	376,803	448,332	18.98 %
TOTAL FUND 201		692,855	745,150	221,152	745,150	821,296	10.22 %
4016100	77140-0 RESERVE-DIRECTOR'S	0	10,000	0	10,000	10,000	0.00 %
TOTAL NON-PERSONNEL COSTS		0	10,000	0	10,000	10,000	0.00 %
TOTAL FUND 401		0	10,000	0	10,000	10,000	0.00 %
PR-OPERATIONS & MAINTENANCE		2,893,703	11,719,672	1,359,913	11,719,672	4,177,615	-64.35 %
6120 PR-OPERATIONS & MAINTENANCE		2,893,703	11,719,672	1,359,913	11,719,672	4,177,615	-64.35 %
1056120	89000-0 CAPITAL OUTLAY	0	38,136	0	38,136	0	-100.00 %
TOTAL NON-PERSONNEL COSTS		0	38,136	0	38,136	0	-100.00 %
TOTAL FUND 105		0	38,136	0	38,136	0	-100.00 %
1276120	89000-0 CAPITAL OUTLAY	0	1,700,000	0	1,700,000	0	-100.00 %
TOTAL NON-PERSONNEL COSTS		0	1,700,000	0	1,700,000	0	-100.00 %
TOTAL FUND 127		0	1,700,000	0	1,700,000	0	-100.00 %
2016120	50000-0 PERSONNEL SALARIES	929,114	1,119,131	410,539	1,119,131	955,495	-14.62 %
2016120	50100-0 TEMPORARY EMPLOYEES	0	10,000	0	10,000	7,500	-25.00 %
2016120	50200-0 OVERTIME	3,329	5,100	606	5,100	5,000	-1.96 %
2016120	50400-0 GROUP HEALTH INSURANCE	231,819	238,764	238,764	238,764	224,948	-5.79 %
2016120	50415-0 GROUP LIFE INSURANCE	3,634	6,269	1,644	6,269	6,493	3.57 %
2016120	50430-0 WORKERS COMP INSURANCE	6,001	6,044	6,044	6,044	6,108	1.06 %
2016120	50500-0 RETIREMENT/MEDICARE TAX	165,807	190,812	71,904	190,812	134,179	-29.68 %
2016120	50900-0 ACCRUED SICK/ANNUAL LEAVE	4,505	92,258	57,449	92,258	0	-100.00 %
TOTAL PERSONNEL COSTS		1,344,209	1,668,378	786,950	1,668,378	1,339,723	-19.70 %
2016120	50600-0 TRAINING OF PERSONNEL	0	2,500	394	2,500	2,500	0.00 %
2016120	50800-0 UNIFORMS	11,257	10,503	920	10,503	10,503	0.00 %
2016120	63000-0 EQUIPMENT MAINTENANCE	7,012	6,030	1,846	6,030	6,030	0.00 %
2016120	65000-0 GROUNDS MAINTENANCE	7,000	9,000	7,131	9,000	9,000	0.00 %
2016120	66000-0 JANITORIAL SUPPLIES & SERVICES	14,989	15,042	8,112	15,042	15,042	0.00 %

**LAFAYETTE CONSOLIDATED GOVERNMENT
2023 - 2024 ADOPTED BUDGET
ANNUAL BUDGET BY DEPARTMENT**

PARKS ARTS RECREATION CULTURE

<u>CODE</u>		<u>EXPENDITURE</u>	<u>ACTUAL FY 21-22</u>	<u>CUR BUDGET FY 22-23</u>	<u>ACTUAL AT 4/30/2023</u>	<u>PROJECTED FY 22-23</u>	<u>ADOPTED FY 23-24</u>	<u>ADOPTED VS CURRENT</u>
2016120	67000-0	UTILITIES	352,834	362,000	132,406	362,000	362,000	0.00 %
2016120	70200-0	POSTAGE/SHIPPING CHARGES	36	100	1	100	50	-50.00 %
2016120	70500-0	TELECOMMUNICATIONS	5,709	8,010	3,130	8,010	8,010	0.00 %
2016120	70907-0	CONTRACTUAL SERVICES	69,111	62,435	45,327	62,435	130,979	109.78 %
2016120	71017-0	CONTR SERV-PROJECT GEAX MOW	193,720	265,604	46,835	265,604	165,604	-37.65 %
2016120	72100-0	EQUIPMENT RENTAL	609	2,500	0	2,500	2,500	0.00 %
2016120	72600-0	TRANSPORTATION	252,385	200,500	95,310	200,500	190,500	-4.99 %
2016120	72700-0	SUPPLIES & MATERIALS	24,337	30,041	8,646	30,041	30,041	0.00 %
TOTAL NON-PERSONNEL COSTS			938,999	974,265	350,058	974,265	932,759	-4.26 %
TOTAL FUND 201			2,283,208	2,642,643	1,137,008	2,642,643	2,272,482	-14.01 %
2416120	71017-0	CONTR SERV-PROJECT GEAX MOW	25,860	40,000	8,520	40,000	40,000	0.00 %
TOTAL NON-PERSONNEL COSTS			25,860	40,000	8,520	40,000	40,000	0.00 %
TOTAL FUND 241			25,860	40,000	8,520	40,000	40,000	0.00 %
2746120	89000-0	CAPITAL OUTLAY	19,186	35,814	2,047	35,814	0	-100.00 %
TOTAL NON-PERSONNEL COSTS			19,186	35,814	2,047	35,814	0	-100.00 %
TOTAL FUND 274			19,186	35,814	2,047	35,814	0	-100.00 %
2766120	67000-0	UTILITIES	0	17,972	0	17,972	17,972	0.00 %
2766120	70907-0	CONTRACTUAL SERVICES	0	2,161	0	2,161	2,161	0.00 %
2766120	89000-0	CAPITAL OUTLAY	87,369	530,410	0	530,410	0	-100.00 %
TOTAL NON-PERSONNEL COSTS			87,369	550,543	0	550,543	20,133	-96.34 %
TOTAL FUND 276			87,369	550,543	0	550,543	20,133	-96.34 %
4016120	89000-0	CAPITAL OUTLAY	478,080	4,369,536	160,318	4,369,536	1,845,000	-57.78 %
TOTAL NON-PERSONNEL COSTS			478,080	4,369,536	160,318	4,369,536	1,845,000	-57.78 %
TOTAL FUND 401			478,080	4,369,536	160,318	4,369,536	1,845,000	-57.78 %
6506120	89000-0	CAPITAL OUTLAY	0	2,258,000	0	2,258,000	0	-100.00 %
TOTAL NON-PERSONNEL COSTS			0	2,258,000	0	2,258,000	0	-100.00 %
TOTAL FUND 650			0	2,258,000	0	2,258,000	0	-100.00 %
6516120	89000-0	CAPITAL OUTLAY	0	85,000	52,020	85,000	0	-100.00 %
TOTAL NON-PERSONNEL COSTS			0	85,000	52,020	85,000	0	-100.00 %
TOTAL FUND 651			0	85,000	52,020	85,000	0	-100.00 %
PR-ATHLETIC PROGRAMS			470,365	1,187,950	248,153	1,187,950	655,256	-44.84 %
6130 PR-ATHLETIC PROGRAMS			331,411	855,360	197,218	855,360	534,499	-37.51 %
2016130	50000-0	PERSONNEL SALARIES	130,991	250,277	77,095	250,277	241,073	-3.68 %
2016130	50100-0	TEMPORARY EMPLOYEES	9,845	46,712	8,944	46,712	41,712	-10.70 %
2016130	50400-0	GROUP HEALTH INSURANCE	16,929	46,673	46,673	46,673	38,440	-17.64 %
2016130	50415-0	GROUP LIFE INSURANCE	500	1,496	314	1,496	1,433	-4.21 %
2016130	50430-0	WORKERS COMP INSURANCE	812	1,351	1,351	1,351	1,301	-3.70 %
2016130	50500-0	RETIREMENT/MEDICARE TAX	38,880	51,744	19,337	51,744	50,263	-2.86 %
2016130	50900-0	ACCRUED SICK/ANNUAL LEAVE	9,067	0	0	0	0	0.00 %
TOTAL PERSONNEL COSTS			207,024	398,253	153,714	398,253	374,222	-6.03 %
2016130	57020-0	OFFICIAL FEES	40,672	39,387	10,040	39,387	43,387	10.16 %
2016130	70030-0	DUES & LIC-TEAMS/COACHES/VOLNT	599	15,000	100	15,000	19,000	26.67 %
2016130	70123-0	OTHER INSURANCE PREMIUMS	15,110	23,401	0	23,401	23,401	0.00 %

**LAFAYETTE CONSOLIDATED GOVERNMENT
2023 - 2024 ADOPTED BUDGET
ANNUAL BUDGET BY DEPARTMENT**

PARKS ARTS RECREATION CULTURE

CODE	EXPENDITURE	ACTUAL	CUR BUDGET	ACTUAL AT	PROJECTED	ADOPTED	ADOPTED
		FY 21-22	FY 22-23	4/30/2023	FY 22-23	FY 23-24	VS CURRENT
2016130	70200-0	0	200	1	200	200	0.00 %
2016130	70300-0	1,550	2,150	871	2,150	2,150	0.00 %
2016130	70500-0	501	4,500	53	4,500	4,500	0.00 %
2016130	70700-0	1,600	1,700	1,700	1,700	1,700	0.00 %
2016130	70800-0	864	500	0	500	500	0.00 %
2016130	70907-0	14,840	30,275	16,397	30,275	41,875	38.32 %
2016130	72600-0	4,663	6,500	2,853	6,500	6,500	0.00 %
2016130	72700-0	976	1,000	701	1,000	1,000	0.00 %
2016130	80795-0	2,420	5,064	1,706	5,064	5,064	0.00 %
TOTAL NON-PERSONNEL COSTS		83,795	129,677	34,422	129,677	149,277	15.11 %
TOTAL FUND 201		290,819	527,930	188,136	527,930	523,499	-0.84 %
2416130	70123-0	0	11,000	0	11,000	11,000	0.00 %
TOTAL NON-PERSONNEL COSTS		0	11,000	0	11,000	11,000	0.00 %
TOTAL FUND 241		0	11,000	0	11,000	11,000	0.00 %
4016130	89000-0	40,592	316,430	9,082	316,430	0	-100.00 %
TOTAL NON-PERSONNEL COSTS		40,592	316,430	9,082	316,430	0	-100.00 %
TOTAL FUND 401		40,592	316,430	9,082	316,430	0	-100.00 %
6131 PR-AP-SWIMMING		65,140	234,550	22,010	234,550	60,208	-74.33 %
2016131	50100-0	4,073	15,500	0	15,500	15,500	0.00 %
2016131	50500-0	312	99	0	99	0	-100.00 %
TOTAL PERSONNEL COSTS		4,385	15,599	0	15,599	15,500	-0.63 %
2016131	54060-0	0	2,000	0	2,000	2,000	0.00 %
2016131	63000-0	42	110	110	110	610	454.55 %
2016131	66000-0	486	1,568	0	1,568	568	-63.78 %
2016131	67000-0	35,808	34,160	17,484	34,160	34,160	0.00 %
2016131	70907-0	2,197	1,500	0	1,500	1,500	0.00 %
2016131	72700-0	7,149	5,870	2,034	5,870	5,870	0.00 %
TOTAL NON-PERSONNEL COSTS		45,682	45,208	19,628	45,208	44,708	-1.11 %
TOTAL FUND 201		50,067	60,807	19,628	60,807	60,208	-0.99 %
4016131	89000-0	15,073	173,743	2,382	173,743	0	-100.00 %
TOTAL NON-PERSONNEL COSTS		15,073	173,743	2,382	173,743	0	-100.00 %
TOTAL FUND 401		15,073	173,743	2,382	173,743	0	-100.00 %
6132 PR-AP-TENNIS		58,610	73,710	23,553	73,710	43,325	-41.22 %
2016132	50100-0	13,463	14,250	2,496	14,250	14,250	0.00 %
2016132	50500-0	1,030	91	191	91	0	-100.00 %
TOTAL PERSONNEL COSTS		14,493	14,341	2,687	14,341	14,250	-0.63 %
2016132	60000-0	553	850	58	850	850	0.00 %
2016132	67000-0	30,452	25,000	11,352	25,000	25,000	0.00 %
2016132	70907-0	1,810	2,000	1,125	2,000	2,000	0.00 %
2016132	72700-0	1,022	1,225	1,035	1,225	1,225	0.00 %
TOTAL NON-PERSONNEL COSTS		33,837	29,075	13,570	29,075	29,075	0.00 %
TOTAL FUND 201		48,330	43,416	16,257	43,416	43,325	-0.21 %
4016132	89000-0	10,280	30,294	7,296	30,294	0	-100.00 %

**LAFAYETTE CONSOLIDATED GOVERNMENT
2023 - 2024 ADOPTED BUDGET
ANNUAL BUDGET BY DEPARTMENT**

PARKS ARTS RECREATION CULTURE

<u>CODE</u>	<u>EXPENDITURE</u>	<u>ACTUAL FY 21-22</u>	<u>CUR BUDGET FY 22-23</u>	<u>ACTUAL AT 4/30/2023</u>	<u>PROJECTED FY 22-23</u>	<u>ADOPTED FY 23-24</u>	<u>ADOPTED VS CURRENT</u>	
TOTAL NON-PERSONNEL COSTS		10,280	30,294	7,296	30,294	0	-100.00 %	
TOTAL FUND 401		10,280	30,294	7,296	30,294	0	-100.00 %	
6133 PR-AP-THERAPEUTIC RECREATION		15,204	24,330	5,372	24,330	17,224	-29.21 %	
2016133	50100-0	TEMPORARY EMPLOYEES	7,661	14,900	4,102	14,900	14,900	0.00 %
2016133	50500-0	RETIREMENT/MEDICARE TAX	586	95	314	95	0	-100.00 %
TOTAL PERSONNEL COSTS		8,247	14,995	4,416	14,995	14,900	-0.63 %	
2016133	70500-0	TELECOMMUNICATIONS	647	1,015	280	1,015	1,015	0.00 %
2016133	72600-0	TRANSPORTATION	930	1,170	0	1,170	0	-100.00 %
2016133	72700-0	SUPPLIES & MATERIALS	721	775	282	775	775	0.00 %
2016133	72720-0	SUP & MAT-DONATIONS	0	534	0	534	534	0.00 %
TOTAL NON-PERSONNEL COSTS		2,298	3,494	562	3,494	2,324	-33.49 %	
TOTAL FUND 201		10,545	18,489	4,978	18,489	17,224	-6.84 %	
4016133	89000-0	CAPITAL OUTLAY	4,659	5,841	394	5,841	0	-100.00 %
TOTAL NON-PERSONNEL COSTS		4,659	5,841	394	5,841	0	-100.00 %	
TOTAL FUND 401		4,659	5,841	394	5,841	0	-100.00 %	
PR-CENTERS & OTHER PROGRAMS		1,636,926	3,459,131	1,302,586	3,459,131	1,949,029	-43.66 %	
6140 PR-CENTERS & PROGRAMS		1,604,570	3,085,728	1,238,912	3,085,728	1,788,333	-42.05 %	
2016140	50000-0	PERSONNEL SALARIES	417,134	472,799	196,953	472,799	444,443	-6.00 %
2016140	50100-0	TEMPORARY EMPLOYEES	112,660	92,817	38,674	92,817	92,817	0.00 %
2016140	50200-0	OVERTIME	35,402	32,941	24,864	27,941	27,941	-15.18 %
2016140	50224-0	OVERTIME-PARK SECURITY	755	0	0	0	0	0.00 %
2016140	50400-0	GROUP HEALTH INSURANCE	113,202	110,723	110,723	110,723	98,784	-10.78 %
2016140	50415-0	GROUP LIFE INSURANCE	1,745	2,770	816	2,770	2,798	1.01 %
2016140	50430-0	WORKERS COMP INSURANCE	2,527	2,553	2,553	2,553	2,588	1.37 %
2016140	50500-0	RETIREMENT/MEDICARE TAX	102,391	100,440	46,206	100,440	89,436	-10.96 %
2016140	50900-0	ACCRUED SICK/ANNUAL LEAVE	0	0	40,972	0	0	0.00 %
TOTAL PERSONNEL COSTS		785,816	815,043	461,761	810,043	758,807	-6.90 %	
2016140	50600-0	TRAINING OF PERSONNEL	4,100	6,200	6,200	5,800	5,000	-19.35 %
2016140	50800-0	UNIFORMS	50	3,500	920	3,500	2,500	-28.57 %
2016140	57010-0	INSTRUCTOR FEES	37,942	30,183	17,148	30,183	30,183	0.00 %
2016140	63000-0	EQUIPMENT MAINTENANCE	4,886	15,000	5,904	15,000	10,000	-33.33 %
2016140	65000-0	GROUNDS MAINTENANCE	122	11,100	624	11,100	3,100	-72.07 %
2016140	66000-0	JANITORIAL SUPPLIES & SERVICES	8,869	19,600	2,820	25,000	17,000	-13.27 %
2016140	67000-0	UTILITIES	295,795	295,366	109,718	295,366	281,366	-4.74 %
2016140	70000-0	DUES & LICENSES	3,854	8,298	2,686	8,298	8,298	0.00 %
2016140	70200-0	POSTAGE/SHIPPING CHARGES	356	1,500	408	1,500	1,500	0.00 %
2016140	70400-0	PUBLICATION & RECORDATION	299	500	110	500	500	0.00 %
2016140	70500-0	TELECOMMUNICATIONS	37,953	38,853	18,915	38,853	38,853	0.00 %
2016140	70546-0	TELECOMM-PUBLIC WI-FI ACCESS	32,289	48,278	19,174	48,278	48,278	0.00 %
2016140	70700-0	TOURISM	0	9,000	0	10,000	2,000	-77.78 %
2016140	70800-0	TRAVEL & MEETINGS	0	1,200	144	200	200	-83.33 %
2016140	70906-0	REGULATORY FEES & PENALTIES	0	3,000	0	3,000	3,000	0.00 %
2016140	70907-0	CONTRACTUAL SERVICES	101,666	108,800	21,602	108,800	108,800	0.00 %
2016140	70915-0	CONTR SERV-CREDIT CARD EXP	5,672	4,320	2,986	4,320	4,320	0.00 %
2016140	70917-0	CONTR SERV-DONATIONS	5,000	0	0	0	0	0.00 %
2016140	72600-0	TRANSPORTATION	9,348	38,300	8,164	38,300	18,300	-52.22 %
2016140	72700-0	SUPPLIES & MATERIALS	6,281	14,235	6,715	14,235	10,235	-28.10 %

**LAFAYETTE CONSOLIDATED GOVERNMENT
2023 - 2024 ADOPTED BUDGET
ANNUAL BUDGET BY DEPARTMENT**

PARKS ARTS RECREATION CULTURE

CODE	EXPENDITURE	ACTUAL	CUR BUDGET	ACTUAL AT	PROJECTED	ADOPTED	ADOPTED VS
		FY 21-22	FY 22-23	4/30/2023	FY 22-23	FY 23-24	CURRENT
2016140	72720-0	0	93	0	93	93	0.00 %
2016140	72860-0	0	1,000	0	1,000	1,000	0.00 %
TOTAL NON-PERSONNEL COSTS		554,482	658,326	224,238	663,326	594,526	-9.69 %
TOTAL FUND 201		1,340,298	1,473,369	685,999	1,473,369	1,353,333	-8.15 %
4016140	89000-0	264,272	1,612,359	552,913	1,612,359	435,000	-73.02 %
TOTAL NON-PERSONNEL COSTS		264,272	1,612,359	552,913	1,612,359	435,000	-73.02 %
TOTAL FUND 401		264,272	1,612,359	552,913	1,612,359	435,000	-73.02 %
8121 PR-HS-SENIOR CENTER		32,356	373,403	63,674	373,403	160,696	-56.96 %
1018121	50000-0	0	73,750	5,083	73,750	76,480	3.70 %
1018121	50100-0	0	2,500	0	2,500	2,500	0.00 %
1018121	50400-0	0	23,366	23,366	23,366	10,952	-53.13 %
1018121	50415-0	0	456	17	456	456	0.00 %
1018121	50430-0	0	412	412	412	413	0.24 %
1018121	50500-0	0	9,874	658	9,874	9,904	0.30 %
TOTAL PERSONNEL COSTS		0	110,358	29,536	110,358	100,705	-8.75 %
1018121	50600-0	0	500	0	500	500	0.00 %
1018121	60000-0	55	2,550	338	2,550	2,550	0.00 %
1018121	63000-0	85	2,105	369	2,105	2,105	0.00 %
1018121	65000-0	2,420	7,851	530	7,851	6,851	-12.74 %
1018121	66000-0	427	5,796	0	5,796	4,296	-25.88 %
1018121	67000-0	20,882	17,120	6,324	17,120	17,120	0.00 %
1018121	70123-614	0	0	0	0	11,934	100.00 %
1018121	70200-0	0	336	0	336	336	0.00 %
1018121	70300-0	0	1,064	0	1,064	1,064	0.00 %
1018121	70400-0	0	150	0	150	150	0.00 %
1018121	70500-0	5,793	5,042	2,891	5,042	5,042	0.00 %
1018121	70902-0	475	634	182	634	634	0.00 %
1018121	70907-0	2,279	5,909	1,220	5,909	4,909	-16.92 %
1018121	72700-0	140	2,500	0	2,500	2,500	0.00 %
1018121	78000-0	(200)	0	0	0	0	0.00 %
TOTAL NON-PERSONNEL COSTS		32,356	51,557	11,854	51,557	59,991	16.36 %
TOTAL FUND 101		32,356	161,915	41,390	161,915	160,696	-0.75 %
4018121	89000-0	0	211,488	22,284	211,488	0	-100.00 %
TOTAL NON-PERSONNEL COSTS		0	211,488	22,284	211,488	0	-100.00 %
TOTAL FUND 401		0	211,488	22,284	211,488	0	-100.00 %
PR-ARTS & CULTURE		4,528,194	5,403,289	1,657,437	4,653,408	5,445,687	0.78 %
8181 PR-AC-ADMINISTRATION		158,342	184,498	64,852	184,498	160,327	-13.10 %
2048181	50000-0	83,290	83,981	38,437	83,981	85,661	2.00 %
2048181	50400-0	5,643	5,812	5,812	5,812	5,476	-5.78 %
2048181	50415-0	348	372	161	372	372	0.00 %
2048181	50430-0	445	453	453	453	463	2.21 %
2048181	50500-0	25,773	25,992	11,894	25,992	26,512	2.00 %
TOTAL PERSONNEL COSTS		115,499	116,610	56,757	116,610	118,484	1.61 %
2048181	50600-0	6,892	4,603	2,375	4,603	4,603	0.00 %
2048181	57140-0	24,787	22,572	5,720	22,572	22,572	0.00 %

**LAFAYETTE CONSOLIDATED GOVERNMENT
2023 - 2024 ADOPTED BUDGET
ANNUAL BUDGET BY DEPARTMENT**

PARKS ARTS RECREATION CULTURE

<u>CODE</u>	<u>EXPENDITURE</u>	<u>ACTUAL FY 21-22</u>	<u>CUR BUDGET FY 22-23</u>	<u>ACTUAL AT 4/30/2023</u>	<u>PROJECTED FY 22-23</u>	<u>ADOPTED FY 23-24</u>	<u>ADOPTED VS CURRENT</u>
2048181	70700-0	0	4,468	0	4,468	4,468	0.00 %
2048181	70740-0	10,609	10,200	0	10,200	10,200	0.00 %
TOTAL NON-PERSONNEL COSTS		42,288	41,843	8,095	41,843	41,843	0.00 %
TOTAL FUND 204		157,787	158,453	64,852	158,453	160,327	1.18 %
4018181	89000-0	555	26,045	0	26,045	0	-100.00 %
TOTAL NON-PERSONNEL COSTS		555	26,045	0	26,045	0	-100.00 %
TOTAL FUND 401		555	26,045	0	26,045	0	-100.00 %
8182 PR-AC-HPACC		3,353,721	3,808,093	1,079,830	3,058,212	4,076,156	7.04 %
2048182	50000-0	214,210	251,258	115,706	251,258	256,286	2.00 %
2048182	50100-0	26,412	65,246	8,497	65,246	65,246	0.00 %
2048182	50120-0	10,815	45,000	4,251	45,000	45,000	0.00 %
2048182	50132-0	18,871	24,000	8,081	24,000	24,000	0.00 %
2048182	50133-0	18,027	24,000	5,001	24,000	24,000	0.00 %
2048182	50200-0	52,597	37,854	28,250	37,854	37,854	0.00 %
2048182	50400-0	62,358	52,485	52,485	52,485	49,446	-5.79 %
2048182	50415-0	839	1,500	491	1,500	1,531	2.07 %
2048182	50430-0	1,395	1,356	1,356	1,356	1,385	2.14 %
2048182	50500-0	46,139	39,916	23,168	39,916	39,641	-0.69 %
TOTAL PERSONNEL COSTS		451,663	542,615	247,286	542,615	544,389	0.33 %
2048182	67000-0	201,389	156,400	79,719	156,400	156,400	0.00 %
2048182	70000-0	1,545	1,987	1,081	1,987	1,987	0.00 %
2048182	70123-614	82,714	90,000	0	90,000	146,019	62.24 %
2048182	70200-0	40	591	0	591	591	0.00 %
2048182	70300-0	94	796	0	796	796	0.00 %
2048182	70400-0	0	500	216	500	500	0.00 %
2048182	70500-0	5,304	9,380	2,507	9,380	9,380	0.00 %
2048182	70907-0	93,387	100,609	47,894	100,609	100,609	0.00 %
2048182	71004-0	2,171	10,500	1,173	10,500	10,500	0.00 %
2048182	71005-0	154,878	222,920	136,406	222,920	222,920	0.00 %
2048182	72600-0	1,001	4,649	256	4,649	4,649	0.00 %
2048182	72700-0	21,419	17,500	4,801	17,500	17,500	0.00 %
2048182	72852-0	4,412	3,456	807	3,456	3,456	0.00 %
2048182	78000-0	2,259	520	0	520	90	-82.69 %
2048182	80710-0	16,598	34,500	11,623	34,500	28,500	-17.39 %
2048182	80730-0	16,616	25,000	14,938	25,000	25,000	0.00 %
TOTAL NON-PERSONNEL COSTS		603,827	679,308	301,421	679,308	728,897	7.30 %
TOTAL FUND 204		1,055,490	1,221,923	548,707	1,221,923	1,273,286	4.20 %
2058182	70200-0	1,608	3,100	508	3,100	3,100	0.00 %
2058182	70900-0	401	900	0	900	900	0.00 %
2058182	70909-0	41,642	29,000	0	29,000	45,000	55.17 %
2058182	70915-0	15,338	17,550	2,374	17,550	67,037	281.98 %
2058182	70944-0	638,456	493,157	327,028	493,157	789,150	60.02 %
2058182	70946-0	1,039,185	957,230	174,139	957,230	1,249,392	30.52 %
2058182	74000-204	490,138	867,640	0	117,759	619,591	-28.59 %
TOTAL NON-PERSONNEL COSTS		2,226,768	2,368,577	504,049	1,618,696	2,774,170	17.12 %
TOTAL FUND 205		2,226,768	2,368,577	504,049	1,618,696	2,774,170	17.12 %
4018182	89000-0	71,463	217,593	27,074	217,593	28,700	-86.81 %

**LAFAYETTE CONSOLIDATED GOVERNMENT
2023 - 2024 ADOPTED BUDGET
ANNUAL BUDGET BY DEPARTMENT**

PARKS ARTS RECREATION CULTURE

CODE	EXPENDITURE	ACTUAL	CUR BUDGET	ACTUAL AT	PROJECTED	ADOPTED	ADOPTED VS
		FY 21-22	FY 22-23	4/30/2023	FY 22-23	FY 23-24	CURRENT
TOTAL NON-PERSONNEL COSTS		71,463	217,593	27,074	217,593	28,700	-86.81 %
TOTAL FUND 401		71,463	217,593	27,074	217,593	28,700	-86.81 %
8183 PR-AC-LAFAYETTE SCIENCE MUSEUM		520,745	435,067	278,789	435,067	415,885	-4.41 %
2028183	50000-0 PERSONNEL SALARIES	33,521	0	0	0	0	0.00 %
2028183	50100-0 TEMPORARY EMPLOYEES	9,629	0	0	0	0	0.00 %
2028183	50400-0 GROUP HEALTH INSURANCE	11,343	0	0	0	0	0.00 %
2028183	50415-0 GROUP LIFE INSURANCE	142	0	0	0	0	0.00 %
2028183	50430-0 WORKERS COMP INSURANCE	362	0	0	0	0	0.00 %
2028183	50500-0 RETIREMENT/MEDICARE TAX	5,353	0	0	0	0	0.00 %
2028183	50900-0 ACCRUED SICK/ANNUAL LEAVE	15,789	0	0	0	0	0.00 %
2028183	76474-0 EXT APP-MERS	3,791	2,080	656	2,080	2,080	0.00 %
TOTAL PERSONNEL COSTS		79,930	2,080	656	2,080	2,080	0.00 %
2028183	57160-0 TM CREDIT CARD FEES	326	0	0	0	0	0.00 %
2028183	60000-0 BUILDING MAINTENANCE	12,188	11,240	1,137	11,240	10,240	-8.90 %
2028183	67000-0 UTILITIES	120	300	50	300	300	0.00 %
2028183	67060-0 UTILITIES-HEYMANN BLDG	165,386	125,000	76,603	125,000	184,500	47.60 %
2028183	70123-614 OTHER INSURANCE PREMIUMS-RM	67,318	66,323	0	66,323	114,342	72.40 %
2028183	70200-0 POSTAGE/SHIPPING CHARGES	1	0	0	0	0	0.00 %
2028183	70300-0 PRINTING & BINDING	0	3,873	0	3,873	873	-77.46 %
2028183	70500-0 TELECOMMUNICATIONS	973	550	343	550	550	0.00 %
2028183	70907-0 CONTRACTUAL SERVICES	15,783	0	0	0	3,000	100.00 %
2028183	70915-0 CONTR SERV-CREDIT CARD EXP	44	0	0	0	0	0.00 %
2028183	72600-0 TRANSPORTATION	101	0	0	0	0	0.00 %
2028183	72700-0 SUPPLIES & MATERIALS	5,787	0	0	0	0	0.00 %
2028183	76671-0 EXT APP-UL LAFAYETTE	150,000	200,000	200,000	200,000	100,000	-50.00 %
TOTAL NON-PERSONNEL COSTS		418,027	407,286	278,133	407,286	413,805	1.60 %
TOTAL FUND 202		497,957	409,366	278,789	409,366	415,885	1.59 %
4018183	89000-0 CAPITAL OUTLAY	22,788	25,701	0	25,701	0	-100.00 %
TOTAL NON-PERSONNEL COSTS		22,788	25,701	0	25,701	0	-100.00 %
TOTAL FUND 401		22,788	25,701	0	25,701	0	-100.00 %
8184 PR-AC-NATURE STATION		185,980	350,240	82,681	350,240	248,401	-29.08 %
1278184	89000-0 CAPITAL OUTLAY	30,712	19,177	0	19,177	0	-100.00 %
TOTAL NON-PERSONNEL COSTS		30,712	19,177	0	19,177	0	-100.00 %
TOTAL FUND 127		30,712	19,177	0	19,177	0	-100.00 %
2028184	50000-0 PERSONNEL SALARIES	62,126	75,784	34,685	75,784	77,300	2.00 %
2028184	50100-0 TEMPORARY EMPLOYEES	34,758	28,772	16,459	28,772	28,772	0.00 %
2028184	50200-0 OVERTIME	1,469	1,428	339	1,428	1,428	0.00 %
2028184	50400-0 GROUP HEALTH INSURANCE	16,986	11,624	11,624	11,624	10,952	-5.78 %
2028184	50415-0 GROUP LIFE INSURANCE	254	453	146	453	462	1.99 %
2028184	50430-0 WORKERS COMP INSURANCE	427	409	409	409	417	1.96 %
2028184	50500-0 RETIREMENT/MEDICARE TAX	19,136	18,440	9,647	18,440	18,618	0.97 %
TOTAL PERSONNEL COSTS		135,156	136,910	73,309	136,910	137,949	0.76 %
2028184	60000-0 BUILDING MAINTENANCE	550	600	0	600	600	0.00 %
2028184	66000-0 JANITORIAL SUPPLIES & SERVICES	68	210	121	210	210	0.00 %
2028184	67000-0 UTILITIES	2,102	1,900	1,006	1,900	1,900	0.00 %
2028184	70123-614 OTHER INSURANCE PREMIUMS-RM	678	738	0	738	1,662	125.20 %

**LAFAYETTE CONSOLIDATED GOVERNMENT
2023 - 2024 ADOPTED BUDGET
ANNUAL BUDGET BY DEPARTMENT**

PARKS ARTS RECREATION CULTURE

<u>CODE</u>	<u>EXPENDITURE</u>	<u>ACTUAL FY 21-22</u>	<u>CUR BUDGET FY 22-23</u>	<u>ACTUAL AT 4/30/2023</u>	<u>PROJECTED FY 22-23</u>	<u>ADOPTED FY 23-24</u>	<u>ADOPTED VS CURRENT</u>	
2028184	70500-0	TELECOMMUNICATIONS	4,370	4,100	2,103	4,100	4,100	0.00 %
2028184	70907-0	CONTRACTUAL SERVICES	2,419	11,800	1,710	11,800	11,800	0.00 %
2028184	72600-0	TRANSPORTATION	184	2,180	189	2,180	2,180	0.00 %
2028184	72700-0	SUPPLIES & MATERIALS	3,305	3,000	1,393	3,000	3,000	0.00 %
TOTAL NON-PERSONNEL COSTS			13,676	24,528	6,522	24,528	25,452	3.77 %
TOTAL FUND 202			148,832	161,438	79,831	161,438	163,401	1.22 %
4018184	89000-0	CAPITAL OUTLAY	6,436	169,625	2,850	169,625	85,000	-49.89 %
TOTAL NON-PERSONNEL COSTS			6,436	169,625	2,850	169,625	85,000	-49.89 %
TOTAL FUND 401			6,436	169,625	2,850	169,625	85,000	-49.89 %
8185 PR-AC-MAINTENANCE			309,406	625,391	151,285	625,391	544,918	-12.87 %
2048185	50000-0	PERSONNEL SALARIES	94,095	159,754	47,469	159,754	162,016	1.42 %
2048185	50100-0	TEMPORARY EMPLOYEES	7,817	31,250	2,683	31,250	31,250	0.00 %
2048185	50200-0	OVERTIME	28,734	18,360	11,861	18,360	18,360	0.00 %
2048185	50400-0	GROUP HEALTH INSURANCE	22,629	40,802	40,802	40,802	32,910	-19.34 %
2048185	50415-0	GROUP LIFE INSURANCE	381	954	200	954	967	1.36 %
2048185	50430-0	WORKERS COMP INSURANCE	550	863	863	863	874	1.27 %
2048185	50500-0	RETIREMENT/MEDICARE TAX	16,611	20,909	7,876	20,909	20,981	0.34 %
TOTAL PERSONNEL COSTS			170,817	272,892	111,754	272,892	267,358	-2.03 %
2048185	60000-0	BUILDING MAINTENANCE	13,737	14,300	6,315	14,300	14,300	0.00 %
2048185	63000-0	EQUIPMENT MAINTENANCE	38,539	46,911	15,851	46,911	52,911	12.79 %
2048185	66000-0	JANITORIAL SUPPLIES & SERVICES	13,974	15,785	5,964	15,785	15,785	0.00 %
2048185	70500-0	TELECOMMUNICATIONS	482	475	220	475	475	0.00 %
2048185	72700-0	SUPPLIES & MATERIALS	4,812	8,554	838	8,554	8,554	0.00 %
TOTAL NON-PERSONNEL COSTS			71,544	86,025	29,188	86,025	92,025	6.97 %
TOTAL FUND 204			242,361	358,917	140,942	358,917	359,383	0.13 %
4018185	89000-0	CAPITAL OUTLAY	67,045	266,474	10,343	266,474	185,535	-30.37 %
TOTAL NON-PERSONNEL COSTS			67,045	266,474	10,343	266,474	185,535	-30.37 %
TOTAL FUND 401			67,045	266,474	10,343	266,474	185,535	-30.37 %
PR-GOLF COURSES			3,349,388	4,868,993	1,824,633	4,877,707	3,168,879	-34.92 %
6170 PR-J&L HEBERT MUNI GOLF COURSE			952,344	1,402,079	466,087	1,402,079	821,128	-41.43 %
2096170	50000-0	PERSONNEL SALARIES	232,630	254,894	110,172	254,894	266,669	4.62 %
2096170	50100-0	TEMPORARY EMPLOYEES	70,622	83,350	23,186	83,350	79,350	-4.80 %
2096170	50200-0	OVERTIME	0	208	0	208	208	0.00 %
2096170	50400-0	GROUP HEALTH INSURANCE	56,601	58,297	58,297	58,297	71,512	22.67 %
2096170	50415-0	GROUP LIFE INSURANCE	971	1,437	395	1,437	1,499	4.31 %
2096170	50430-0	WORKERS COMP INSURANCE	1,348	1,376	1,376	1,376	1,441	4.72 %
2096170	50500-0	RETIREMENT/MEDICARE TAX	55,812	50,650	23,539	50,650	47,371	-6.47 %
TOTAL PERSONNEL COSTS			417,984	450,212	216,965	450,212	468,050	3.96 %
2096170	50800-0	UNIFORMS	1,556	2,428	2,103	2,428	2,428	0.00 %
2096170	60000-0	BUILDING MAINTENANCE	3,248	3,300	1,904	3,300	3,300	0.00 %
2096170	63000-0	EQUIPMENT MAINTENANCE	7,454	4,500	2,038	4,500	4,500	0.00 %
2096170	63040-0	EQUIP MAINT-GOLF CART REPAIRS	0	32,000	31,625	32,000	0	-100.00 %
2096170	65000-0	GROUNDS MAINTENANCE	2,112	5,200	600	5,200	4,200	-19.23 %
2096170	65010-0	GROUNDS MAINT-HERBICIDE	77,252	67,411	44,427	67,411	65,411	-2.97 %
2096170	66000-0	JANITORIAL SUPPLIES & SERVICES	13,196	11,946	5,700	11,946	11,946	0.00 %

**LAFAYETTE CONSOLIDATED GOVERNMENT
2023 - 2024 ADOPTED BUDGET
ANNUAL BUDGET BY DEPARTMENT**

PARKS ARTS RECREATION CULTURE

CODE	EXPENDITURE	ACTUAL	CUR BUDGET	ACTUAL AT	PROJECTED	ADOPTED	ADOPTED VS
		FY 21-22	FY 22-23	4/30/2023	FY 22-23	FY 23-24	CURRENT
2096170	67000-0	48,076	42,000	20,881	42,000	40,000	-4.76 %
2096170	70000-0	2,367	2,241	950	2,241	2,241	0.00 %
2096170	70111-0	10,340	10,517	0	10,517	10,517	0.00 %
2096170	70123-614	9,174	9,982	0	9,982	16,547	65.77 %
2096170	70200-0	9	516	3	516	516	0.00 %
2096170	70300-0	0	273	0	273	273	0.00 %
2096170	70400-0	78	100	0	100	100	0.00 %
2096170	70500-0	9,182	10,940	4,680	10,940	9,940	-9.14 %
2096170	70546-0	3,299	3,300	1,727	3,300	3,300	0.00 %
2096170	70600-0	375	1,800	0	1,800	1,800	0.00 %
2096170	70700-0	0	100	0	100	100	0.00 %
2096170	70900-0	15,392	14,368	4,456	14,368	14,368	0.00 %
2096170	70906-0	0	86	0	86	86	0.00 %
2096170	70907-0	58,740	71,564	22,942	71,564	69,564	-2.79 %
2096170	72100-0	473	900	226	900	900	0.00 %
2096170	72600-0	74,929	55,489	35,491	55,489	55,489	0.00 %
2096170	72700-0	25,676	10,597	9,550	10,597	10,597	0.00 %
2096170	78000-0	0	1,001	0	1,001	4,955	395.00 %
2096170	78020-0	13,123	11,000	2,355	11,000	10,000	-9.09 %
TOTAL NON-PERSONNEL COSTS		376,051	373,559	191,658	373,559	343,078	-8.16 %
TOTAL FUND 209		794,035	823,771	408,623	823,771	811,128	-1.53 %
4016170	89000-0	158,309	578,308	57,464	578,308	10,000	-98.27 %
TOTAL NON-PERSONNEL COSTS		158,309	578,308	57,464	578,308	10,000	-98.27 %
TOTAL FUND 401		158,309	578,308	57,464	578,308	10,000	-98.27 %
6171 PR-VIEUX CHENES GOLF COURSE		916,865	1,630,498	637,522	1,630,498	934,649	-42.68 %
2096171	50000-0	227,887	285,086	102,097	285,086	265,757	-6.78 %
2096171	50100-0	89,110	90,160	40,490	90,160	90,160	0.00 %
2096171	50200-0	74	1,040	91	1,040	1,040	0.00 %
2096171	50400-0	73,587	75,792	75,792	75,792	76,934	1.51 %
2096171	50415-0	939	1,749	435	1,749	1,733	-0.91 %
2096171	50430-0	1,675	1,657	1,657	1,657	1,651	-0.36 %
2096171	50500-0	53,499	57,111	23,072	57,111	38,078	-33.33 %
2096171	50900-0	0	0	52,806	0	0	0.00 %
TOTAL PERSONNEL COSTS		446,771	512,595	296,440	512,595	475,353	-7.27 %
2096171	50600-0	286	1,000	380	1,000	1,000	0.00 %
2096171	50800-0	650	7,224	616	7,224	7,224	0.00 %
2096171	60000-0	1,582	3,956	2,246	3,956	3,956	0.00 %
2096171	63000-0	14,023	5,184	2,251	5,184	5,184	0.00 %
2096171	63040-0	11,182	60,000	47,421	60,000	0	-100.00 %
2096171	63050-0	2,119	1,864	618	1,864	1,864	0.00 %
2096171	65000-0	10,502	13,824	6,511	13,824	13,824	0.00 %
2096171	65010-0	77,083	91,488	47,507	91,488	95,488	4.37 %
2096171	66000-0	10,694	11,232	3,000	11,232	11,232	0.00 %
2096171	67000-0	50,285	47,500	21,472	47,500	47,500	0.00 %
2096171	70000-0	1,181	1,339	500	1,339	1,339	0.00 %
2096171	70123-614	8,814	9,591	0	9,591	30,422	217.19 %
2096171	70200-0	7	259	5	259	0	-100.00 %
2096171	70300-0	0	173	0	173	0	-100.00 %
2096171	70400-0	55	100	0	100	0	-100.00 %

**LAFAYETTE CONSOLIDATED GOVERNMENT
2023 - 2024 ADOPTED BUDGET
ANNUAL BUDGET BY DEPARTMENT**

PARKS ARTS RECREATION CULTURE

<u>CODE</u>	<u>EXPENDITURE</u>	<u>ACTUAL FY 21-22</u>	<u>CUR BUDGET FY 22-23</u>	<u>ACTUAL AT 4/30/2023</u>	<u>PROJECTED FY 22-23</u>	<u>ADOPTED FY 23-24</u>	<u>ADOPTED VS CURRENT</u>
2096171	70500-0	12,761	13,000	6,416	13,000	13,000	0.00 %
2096171	70546-0	3,299	3,301	1,650	3,301	3,301	0.00 %
2096171	70600-0	0	864	0	864	864	0.00 %
2096171	70700-0	0	52	0	52	0	-100.00 %
2096171	70900-0	30,500	30,576	7,630	30,576	30,576	0.00 %
2096171	70906-0	291	432	0	432	0	-100.00 %
2096171	70907-0	76,111	78,712	38,371	78,712	78,712	0.00 %
2096171	72100-0	0	432	0	432	432	0.00 %
2096171	72600-0	74,531	72,188	36,160	72,188	72,188	0.00 %
2096171	72700-0	16,641	25,690	10,501	25,690	25,690	0.00 %
2096171	78000-0	790	500	0	500	500	0.00 %
TOTAL NON-PERSONNEL COSTS		403,387	480,481	233,255	480,481	444,296	-7.53 %
TOTAL FUND 209		850,158	993,076	529,695	993,076	919,649	-7.39 %
4016171	89000-0	66,707	637,422	107,827	637,422	15,000	-97.65 %
TOTAL NON-PERSONNEL COSTS		66,707	637,422	107,827	637,422	15,000	-97.65 %
TOTAL FUND 401		66,707	637,422	107,827	637,422	15,000	-97.65 %
6172 PR-WETLANDS GOLF COURSE		1,480,179	1,836,416	721,024	1,845,130	1,413,102	-23.05 %
2096172	50000-0	420,085	495,827	189,232	495,827	489,878	-1.20 %
2096172	50100-0	99,421	98,000	42,415	98,000	98,000	0.00 %
2096172	50200-0	0	1,161	0	1,161	1,161	0.00 %
2096172	50400-0	135,831	139,901	139,901	139,901	131,802	-5.79 %
2096172	50415-0	1,675	3,053	739	3,053	3,100	1.54 %
2096172	50430-0	2,894	2,858	2,858	2,858	2,916	2.03 %
2096172	50500-0	91,614	95,499	38,239	95,499	81,438	-14.72 %
2096172	50900-0	12,167	1,512	10,226	10,226	0	-100.00 %
TOTAL PERSONNEL COSTS		763,687	837,811	423,610	846,525	808,295	-3.52 %
2096172	50600-0	0	2,000	1,853	2,000	2,000	0.00 %
2096172	50800-0	2,352	4,192	1,181	4,192	4,192	0.00 %
2096172	60000-0	3,005	2,872	2,084	2,872	2,872	0.00 %
2096172	63000-0	35,621	36,000	18,774	36,000	46,000	27.78 %
2096172	63040-0	43,324	58,593	39,010	58,593	0	-100.00 %
2096172	63050-0	2,093	3,500	3,022	3,500	3,500	0.00 %
2096172	65000-0	2,690	3,184	298	3,184	3,184	0.00 %
2096172	65010-0	138,146	138,240	70,201	138,240	138,240	0.00 %
2096172	66000-0	13,385	15,960	6,431	15,960	15,960	0.00 %
2096172	67000-0	64,632	58,000	29,399	58,000	58,000	0.00 %
2096172	70000-0	2,259	1,969	985	1,969	1,969	0.00 %
2096172	70111-0	19,110	19,141	17,783	19,141	19,141	0.00 %
2096172	70123-614	13,159	14,318	0	14,318	21,032	46.89 %
2096172	70200-0	175	173	9	173	173	0.00 %
2096172	70300-0	0	191	0	191	191	0.00 %
2096172	70400-0	342	100	0	100	100	0.00 %
2096172	70500-0	11,765	12,570	5,697	12,570	12,570	0.00 %
2096172	70546-0	3,299	3,300	1,650	3,300	3,300	0.00 %
2096172	70600-0	771	1,901	239	1,901	1,901	0.00 %
2096172	70900-0	30,546	21,168	9,983	21,168	29,168	37.79 %
2096172	70906-0	0	432	0	432	432	0.00 %
2096172	70907-0	85,749	86,027	41,758	86,027	86,027	0.00 %
2096172	72100-0	319	800	0	800	800	0.00 %

**LAFAYETTE CONSOLIDATED GOVERNMENT
2023 - 2024 ADOPTED BUDGET
ANNUAL BUDGET BY DEPARTMENT**

PARKS ARTS RECREATION CULTURE

<u>CODE</u>	<u>EXPENDITURE</u>	<u>ACTUAL</u>	<u>CUR BUDGET</u>	<u>ACTUAL AT</u>	<u>PROJECTED</u>	<u>ADOPTED</u>	<u>ADOPTED</u>
		<u>FY 21-22</u>	<u>FY 22-23</u>	<u>4/30/2023</u>	<u>FY 22-23</u>	<u>FY 23-24</u>	<u>VS</u> <u>CURRENT</u>
2096172	72600-0	46,287	36,158	22,697	36,158	36,158	0.00 %
2096172	72700-0	14,355	11,232	8,944	11,232	11,232	0.00 %
2096172	78000-0	28,707	27,105	0	27,105	30,665	13.13 %
2096172	78020-0	0	1,000	0	1,000	1,000	0.00 %
TOTAL NON-PERSONNEL COSTS		562,091	560,126	281,998	560,126	529,807	-5.41 %
TOTAL FUND 209		1,325,778	1,397,937	705,608	1,406,651	1,338,102	-4.28 %
4016172	89000-0	154,401	438,479	15,416	438,479	75,000	-82.90 %
TOTAL NON-PERSONNEL COSTS		154,401	438,479	15,416	438,479	75,000	-82.90 %
TOTAL FUND 401		154,401	438,479	15,416	438,479	75,000	-82.90 %
TOTAL PARKS ARTS RECREATION CULTURE		13,571,431	27,394,185	6,613,874	26,653,018	16,227,762	-40.76 %

COMMUNITY DEVELOPMENT & PLANNING

Community Development and Planning is a multi-faceted department which serves those who want to enhance neighborhoods, develop property, and do business in Lafayette Parish while also providing services that enhance the physical, social, economic, and educational conditions of Lafayette Parish. These functions are spread across eight divisions: Grants Management, Human Services, Planning, Development, Codes, Permitting, Alcohol and Noise Control, and Compliance.

The department is continuing to adapt to organizational changes and ensure Lafayette follows sound planning principles in its growth, administers its rules efficiently and fairly, maintains its neighborhoods and property as well as provide services that are intentional and aligned with the needs of the community. The department serves as a “one stop shop” for businesses and individuals involved in a variety of activities including: purchasing or developing property, undertaking construction projects, building and municipal permits, condemning unsafe structures, opening or relocating businesses, zoning variances or reclassification, administering the adjudicated property process, abandonments of easements or rights-of-way, annexation of land into the City of Lafayette, implementing PlanLafayette, historic property designations, alcohol permitting, and compliance with zoning regulations. The department also manages federal grant programs focused on providing affordable housing, provides one-on-one counseling & educational workshops on housing-related topics as well as assists families with home loans for first-time homebuyers and housing rehabilitation. The Community Development and Planning department continues to strive to provide excellent customer service, create a positive culture for development, improve access to information, facilitate better planning, more swiftly enforce our Code of Ordinances, and continue to enhance LCG’s capacity to compete for additional grant opportunities.

Statistical Information:

Permit Type	Number Sold FY 2020-21	Number Sold FY 2021-22	Number Sold FY 2022-23 Estimated	Number Sold FY 2023-24 Projected
New Residential	910	803	779	858
Residential Add/Alt	664	517	575	628
New Commercial	26	45	54	44
Commercial Add/Alt	257	275	225	256
Moving	9	20	11	13
Demolition	68	63	61	63
Apartments-New	2	1	0	1
Apartments Add/Alt	34	8	0	13
Signs	139	190	179	177
Swimming Pools	164	178	212	181

Goals and Progress:

In 2023, the Compliance division continued its work to better facilitate property-related complaints, pursue violations of the Lafayette Development Code and the Property Maintenance Code as well as work directly with the Administrative Adjudication Bureau. The CDP staff also continued its implementation to its MyGovernmentOnline software for permitting, codes, planning, development and compliance divisions. Working with this software has provided CDP the ability to establish performance goals related to the commercial plan review process and building inspections. CDP’s increased efficiencies with this software will help us to meet these goals annually. The Grants Management and Human Services divisions are also transitioning to a new software to create efficiencies and consistency with its grants management and grants programs. This software will allow for the Human Services division to grow its outreach and meet its service benchmark relative to Housing Counseling workshops. CDP staff continue to work towards providing Lafayette Parish residents in low income areas the tools and education necessary to provide a safe and habitable place to live for themselves and their family.

Performance Measures:

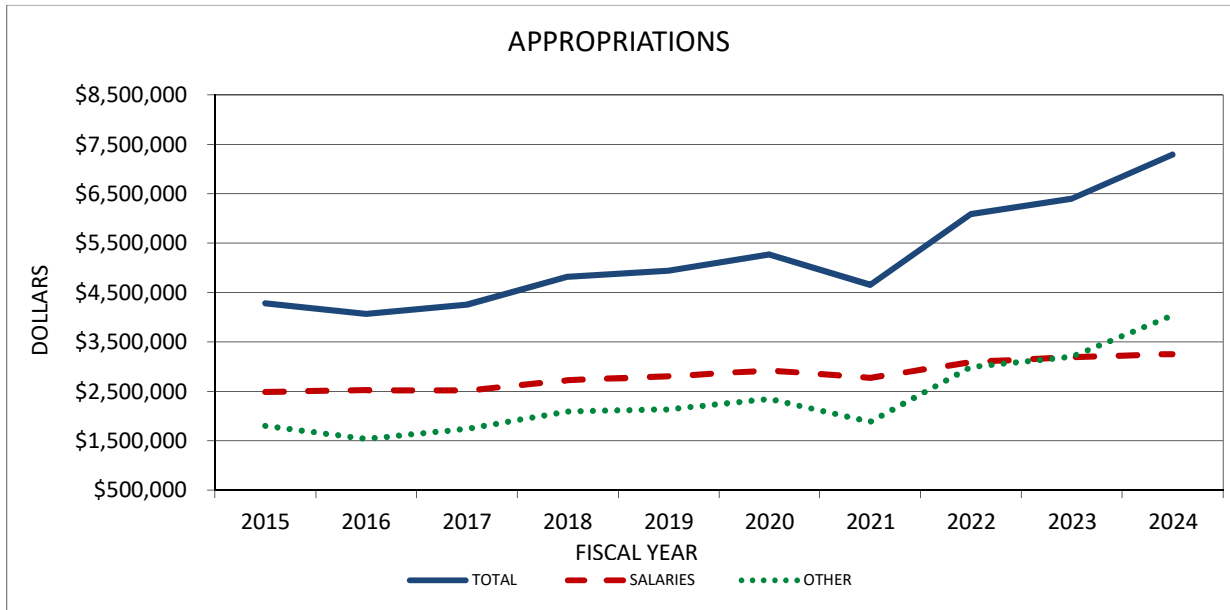
PERFORMANCE MEASURE	BENCHMARK	FY 2021-22 ACTUAL	FY 2022-23 PROJECTED	FY 2022-23 FORECAST/ GOAL
Commercial Plan Review Completed within 15 business days.	>85%	85%	85%	85%
Requested Building Code Inspections Attempted/Completed within 24 hours.	>85%	85%	85%	85%
Housing & Community Services-Neighborhood Counseling-Public Workshops.	325 persons served	341	400	350



LAFAYETTE CONSOLIDATED GOVERNMENT
2023-24 ADOPTED BUDGET
COMMUNITY DEVELOPMENT & PLANNING DEPARTMENT

10 YEAR BUDGET HISTORY
APPROPRIATIONS, EXCLUDING CAPITAL

FISCAL YEAR	TOTAL	SALARIES	OTHER	STRENGTH	STRENGTH CHANGE
2015	\$4,288,687	2,488,231	1,800,456	62	0
2016	\$4,064,519	2,525,149	1,539,370	53	(9)
2017	\$4,257,638	2,514,981	1,742,657	52	(1)
2018	\$4,825,781	2,729,076	2,096,705	58	6
2019	\$4,948,124	2,808,183	2,139,941	59	1
2020	\$5,274,026	2,926,740	2,347,286	61	2
2021	\$4,657,850	2,774,617	1,883,233	56	(5)
2022	\$6,089,415	3,092,580	2,996,835	78	22
2023	\$6,402,798	3,198,751	3,204,047	80	2
2024	\$7,295,144	3,256,779	4,038,365	79	(1)



Significant Changes

2021- Decrease in Total Appropriations is related to operating reductions and decrease in staff.

2022- Community Development Department was dissolved in the middle of fiscal year 2021. Community Development Divisions were absorbed by Community Development & Planning Department and PARC.

2023- City and Parish Councils approved pay adjustment during FY2022 increasing salaries and benefits. The addition of two positions also caused an increase to salaries and benefits. Increases in Other is primarily due to increases in External Appropriations, Legal Fees, and Software Maintenance offset by reductions to Contractual Services and Accrued Sick/Annual Leave.

2024- City and Parish Councils approved a 2% pay adjustment for FY2024, increasing salaries and benefits. Four positions were added (Clerk III, 2- Compliance Inspectors, Plans Reviewer), and five were removed (2- Housing Inspector I's, Housing Inspector II, Secretary I and Planner II), for a net loss of one. There were also increases to contractual service accounts, specifically for Grant Consultants and SAAS (software as a service) costs.



**LAFAYETTE CONSOLIDATED GOVERNMENT
2023 - 2024 ADOPTED BUDGET
ANNUAL BUDGET BY DEPARTMENT**

COMMUNITY DEVELOPMENT & PLANNING RECAP

	Actual FY 21/22	Cur Budget FY 22/23	Actual At 4/30/23	Projected FY 22/23	Adopted FY 23/24	Adopted vs. Current
Expenditures by Type						
PERSONNEL SALARIES	3,534,313	4,166,785	1,647,285	4,183,345	3,328,780	-20.11 %
EMPLOYEE BENEFITS	575,232	697,863	560,386	697,863	491,273	-29.60 %
RETIREMENT SYSTEM	810,245	906,888	370,348	908,155	665,224	-26.65 %
ACCRUED SICK/ANNUAL	37,051	68,187	83,199	103,280	228,376	234.93 %
PURCHASED SERVICES	1,557,227	4,777,872	441,141	4,780,872	1,566,487	-67.21 %
MATERIALS & SUPPLIES	176,136	195,367	57,593	196,367	124,635	-36.20 %
EXTERNAL APPROPRIATIONS	13,535,873	11,742,554	3,994,577	10,630,965	856,006	-92.71 %
UNINSURED LOSSES	50,485	139,192	-	139,192	34,363	-75.31 %
MISCELLANEOUS EXPENSE	-	5,000	-	5,000	5,000	0.00 %
CAPITAL OUTLAY	5,307,910	29,613,030	2,266,983	29,614,358	1,862,285	-93.71 %
RESERVES	-	757,706	-	751,594	-	-100.00 %
Total Expenditures	25,584,472	53,070,444	9,421,512	52,010,991	9,162,429	-82.74 %

**LAFAYETTE CONSOLIDATED GOVERNMENT
2023 - 2024 ADOPTED BUDGET
ANNUAL BUDGET BY DEPARTMENT**

COMMUNITY DEVELOPMENT & PLANNING

CODE	EXPENDITURE	ACTUAL	CUR BUDGET	ACTUAL AT	PROJECTED	ADOPTED	ADOPTED
		FY 21-22	FY 22-23	4/30/2023	FY 22-23	FY 23-24	VS CURRENT
CP-PLANNING		1,442,954	11,556,660	646,031	11,572,660	2,949,019	-74.48 %
5901 CP-PLANNING		1,442,954	11,556,660	646,031	11,572,660	2,949,019	-74.48 %
1015901	76011-0 EXT APP-NEIGHBORHOOD COTERIES	0	37,500	225	37,500	37,500	0.00 %
TOTAL NON-PERSONNEL COSTS		0	37,500	225	37,500	37,500	0.00 %
TOTAL FUND 101		0	37,500	225	37,500	37,500	0.00 %
1055901	57200-0 GOVERNMENTAL RELATIONS	20,000	40,000	40,000	40,000	120,000	200.00 %
1055901	76059-0 EXT APP-ACADIANA PLANNING COMM	41,098	44,283	0	44,283	44,283	0.00 %
1055901	89000-0 CAPITAL OUTLAY	49,000	11,000	4,000	11,000	0	-100.00 %
TOTAL NON-PERSONNEL COSTS		110,098	95,283	44,000	95,283	164,283	72.42 %
TOTAL FUND 105		110,098	95,283	44,000	95,283	164,283	72.42 %
1275901	50600-0 TRAINING OF PERSONNEL	0	3,000	3,000	3,000	0	-100.00 %
1275901	89000-0 CAPITAL OUTLAY	57,721	31,652	0	31,652	0	-100.00 %
TOTAL NON-PERSONNEL COSTS		57,721	34,652	3,000	34,652	0	-100.00 %
TOTAL FUND 127		57,721	34,652	3,000	34,652	0	-100.00 %
1285901	70907-0 CONTRACTUAL SERVICES	2,500	0	0	0	0	0.00 %
1285901	89000-0 CAPITAL OUTLAY	60,021	0	0	0	0	0.00 %
TOTAL NON-PERSONNEL COSTS		62,521	0	0	0	0	0.00 %
TOTAL FUND 128		62,521	0	0	0	0	0.00 %
1895901	89000-0 CAPITAL OUTLAY	40,403	1,315,842	0	1,315,842	0	-100.00 %
TOTAL NON-PERSONNEL COSTS		40,403	1,315,842	0	1,315,842	0	-100.00 %
TOTAL FUND 189		40,403	1,315,842	0	1,315,842	0	-100.00 %
2605901	76058-0 EXT APP-ACADIANA MPO	43,042	45,513	0	45,513	45,513	0.00 %
TOTAL NON-PERSONNEL COSTS		43,042	45,513	0	45,513	45,513	0.00 %
TOTAL FUND 260		43,042	45,513	0	45,513	45,513	0.00 %
2995901	50000-0 PERSONNEL SALARIES	393,353	431,229	180,014	447,229	460,903	6.88 %
2995901	50100-0 TEMPORARY EMPLOYEES	28,568	36,200	14,170	36,200	36,200	0.00 %
2995901	50200-0 OVERTIME	0	530	0	530	530	0.00 %
2995901	50400-0 GROUP HEALTH INSURANCE	67,887	64,050	64,050	64,050	54,814	-14.42 %
2995901	50415-0 GROUP LIFE INSURANCE	1,461	2,682	740	2,682	2,720	1.42 %
2995901	50430-0 WORKERS COMP INSURANCE	2,382	2,448	2,448	2,448	2,490	1.72 %
2995901	50500-0 RETIREMENT/MEDICARE TAX	95,427	101,880	41,322	101,880	98,071	-3.74 %
2995901	50900-0 ACCRUED SICK/ANNUAL LEAVE	0	7,508	0	7,508	0	-100.00 %
TOTAL PERSONNEL COSTS		589,078	646,527	302,744	662,527	655,728	1.42 %
2995901	50600-0 TRAINING OF PERSONNEL	12,533	9,936	4,433	9,936	9,936	0.00 %
2995901	50800-0 UNIFORMS	0	500	0	500	500	0.00 %
2995901	52000-0 LEGAL FEES	13,605	15,000	6,047	15,000	15,000	0.00 %
2995901	52060-0 LEGAL FEES-ADJUDICATED PROP	0	100,000	0	100,000	100,000	0.00 %
2995901	57030-0 SOFTWARE MAINTENANCE	0	6,125	6,125	6,125	0	-100.00 %
2995901	70000-0 DUES & LICENSES	1,493	1,641	1,274	1,641	1,641	0.00 %
2995901	70200-0 POSTAGE/SHIPPING CHARGES	1,455	3,160	925	3,160	3,160	0.00 %
2995901	70300-0 PRINTING & BINDING	385	548	0	548	548	0.00 %
2995901	70400-0 PUBLICATION & RECORDATION	3,347	5,050	2,026	5,050	5,050	0.00 %
2995901	70500-0 TELECOMMUNICATIONS	911	1,458	437	1,458	1,458	0.00 %
2995901	70800-0 TRAVEL & MEETINGS	1,624	7,512	558	7,512	7,512	0.00 %

**LAFAYETTE CONSOLIDATED GOVERNMENT
2023 - 2024 ADOPTED BUDGET
ANNUAL BUDGET BY DEPARTMENT**

COMMUNITY DEVELOPMENT & PLANNING

<u>CODE</u>	<u>EXPENDITURE</u>	<u>ACTUAL FY 21-22</u>	<u>CUR BUDGET FY 22-23</u>	<u>ACTUAL AT 4/30/2023</u>	<u>PROJECTED FY 22-23</u>	<u>ADOPTED FY 23-24</u>	<u>ADOPTED VS CURRENT</u>	
2995901	70902-0	DUPLICATING EQUIPMENT EXPENSES	1,712	2,500	710	2,500	2,500	0.00 %
2995901	70907-0	CONTRACTUAL SERVICES	3,778	1,300	231	1,300	1,300	0.00 %
2995901	71022-0	CONTR SERV-SAAS COSTS	0	0	0	0	6,125	100.00 %
2995901	72600-0	TRANSPORTATION	1,909	1,500	623	1,500	1,500	0.00 %
2995901	72700-0	SUPPLIES & MATERIALS	2,899	3,240	2,814	3,240	3,240	0.00 %
2995901	78000-0	UNINSURED LOSSES	0	0	0	0	30	100.00 %
TOTAL NON-PERSONNEL COSTS		45,651	159,470	26,203	159,470	159,500	0.02 %	
TOTAL FUND 299		634,729	805,997	328,947	821,997	815,228	1.15 %	
4015901	76058-0	EXT APP-ACADIANA MPO	75,711	86,210	0	86,210	86,210	0.00 %
4015901	89000-0	CAPITAL OUTLAY	418,729	8,985,663	269,859	8,985,663	1,800,285	-79.96 %
TOTAL NON-PERSONNEL COSTS		494,440	9,071,873	269,859	9,071,873	1,886,495	-79.21 %	
TOTAL FUND 401		494,440	9,071,873	269,859	9,071,873	1,886,495	-79.21 %	
6505901	89000-0	CAPITAL OUTLAY	0	150,000	0	150,000	0	-100.00 %
TOTAL NON-PERSONNEL COSTS		0	150,000	0	150,000	0	-100.00 %	
TOTAL FUND 650		0	150,000	0	150,000	0	-100.00 %	
CP-DEVELOPMENT		699,249	723,763	332,385	723,763	753,725	4.14 %	
9010 CP-DEVELOPMENT		699,249	723,763	332,385	723,763	753,725	4.14 %	
2999010	50000-0	PERSONNEL SALARIES	461,575	471,866	194,464	471,866	488,439	3.51 %
2999010	50200-0	OVERTIME	4,299	5,100	1,377	5,100	5,100	0.00 %
2999010	50400-0	GROUP HEALTH INSURANCE	79,230	75,792	75,792	75,792	71,404	-5.79 %
2999010	50415-0	GROUP LIFE INSURANCE	1,907	2,810	820	2,810	2,902	3.27 %
2999010	50430-0	WORKERS COMP INSURANCE	2,680	2,549	2,549	2,549	2,638	3.49 %
2999010	50500-0	RETIREMENT/MEDICARE TAX	93,911	89,373	38,385	89,373	92,778	3.81 %
TOTAL PERSONNEL COSTS		643,602	647,490	313,387	647,490	663,261	2.44 %	
2999010	50600-0	TRAINING OF PERSONNEL	0	2,000	1,193	2,000	2,000	0.00 %
2999010	50800-0	UNIFORMS	350	600	60	600	600	0.00 %
2999010	63000-0	EQUIPMENT MAINTENANCE	810	1,000	405	1,000	1,000	0.00 %
2999010	70000-0	DUES & LICENSES	286	1,000	286	1,000	1,000	0.00 %
2999010	70123-614	OTHER INSURANCE PREMIUMS-RM	10,672	9,612	0	9,612	25,354	163.77 %
2999010	70200-0	POSTAGE/SHIPPING CHARGES	5,658	6,000	2,692	6,000	6,000	0.00 %
2999010	70300-0	PRINTING & BINDING	1,149	2,000	0	2,000	2,000	0.00 %
2999010	70400-0	PUBLICATION & RECORDATION	9,483	20,550	3,690	20,550	20,550	0.00 %
2999010	70500-0	TELECOMMUNICATIONS	5,660	6,430	2,672	6,430	6,430	0.00 %
2999010	70800-0	TRAVEL & MEETINGS	3,677	3,492	2,613	3,492	3,492	0.00 %
2999010	70902-0	DUPLICATING EQUIPMENT EXPENSES	2,602	3,838	1,475	3,838	3,838	0.00 %
2999010	70907-0	CONTRACTUAL SERVICES	1,527	2,500	441	2,500	2,500	0.00 %
2999010	72600-0	TRANSPORTATION	133	700	75	700	700	0.00 %
2999010	72700-0	SUPPLIES & MATERIALS	7,142	13,500	2,678	13,500	13,500	0.00 %
2999010	78000-0	UNINSURED LOSSES	2,158	2,333	0	2,333	1,500	-35.71 %
TOTAL NON-PERSONNEL COSTS		51,307	75,555	18,280	75,555	90,464	19.73 %	
TOTAL FUND 299		694,909	723,045	331,667	723,045	753,725	4.24 %	
4019010	89000-0	CAPITAL OUTLAY	4,340	718	718	718	0	-100.00 %
TOTAL NON-PERSONNEL COSTS		4,340	718	718	718	0	-100.00 %	
TOTAL FUND 401		4,340	718	718	718	0	-100.00 %	
CP-CODES		4,388,485	13,349,053	2,649,676	13,384,146	1,910,918	-85.68 %	

**LAFAYETTE CONSOLIDATED GOVERNMENT
2023 - 2024 ADOPTED BUDGET
ANNUAL BUDGET BY DEPARTMENT**

COMMUNITY DEVELOPMENT & PLANNING

CODE	EXPENDITURE	ACTUAL	CUR BUDGET	ACTUAL AT	PROJECTED	ADOPTED	ADOPTED
		FY 21-22	FY 22-23	4/30/2023	FY 22-23	FY 23-24	VS CURRENT
9020 CP-CODES		4,388,485	13,349,053	2,649,676	13,384,146	1,910,918	-85.68 %
1269020	89000-0 CAPITAL OUTLAY	2,721,334	11,379,200	1,761,399	11,379,200	0	-100.00 %
	TOTAL NON-PERSONNEL COSTS	2,721,334	11,379,200	1,761,399	11,379,200	0	-100.00 %
	TOTAL FUND 126	2,721,334	11,379,200	1,761,399	11,379,200	0	-100.00 %
2999020	50000-0 PERSONNEL SALARIES	1,001,116	1,021,717	445,934	1,021,717	1,070,024	4.73 %
2999020	50200-0 OVERTIME	0	510	0	510	510	0.00 %
2999020	50208-0 OVERTIME-CONTRACTOR INSP REIMB	311	3,121	44	3,121	3,121	0.00 %
2999020	50300-0 PROMOTION COSTS	0	0	0	0	36,779	100.00 %
2999020	50400-0 GROUP HEALTH INSURANCE	147,117	157,396	157,396	157,396	164,820	4.72 %
2999020	50415-0 GROUP LIFE INSURANCE	4,184	5,825	1,846	5,825	6,070	4.21 %
2999020	50430-0 WORKERS COMP INSURANCE	5,414	5,517	5,517	5,517	5,777	4.71 %
2999020	50500-0 RETIREMENT/MEDICARE TAX	237,071	249,341	105,008	249,341	224,339	-10.03 %
2999020	50900-0 ACCRUED SICK/ANNUAL LEAVE	0	48,106	83,199	83,199	72,010	49.69 %
	TOTAL PERSONNEL COSTS	1,395,213	1,491,533	798,944	1,526,626	1,583,450	6.16 %
2999020	50600-0 TRAINING OF PERSONNEL	7,392	23,000	9,087	23,000	23,000	0.00 %
2999020	50800-0 UNIFORMS	4,375	4,500	0	4,500	4,500	0.00 %
2999020	51000-0 ADMINISTRATIVE COST	140,000	140,000	0	140,000	140,000	0.00 %
2999020	70000-0 DUES & LICENSES	2,097	2,000	1,397	2,000	2,000	0.00 %
2999020	70200-0 POSTAGE/SHIPPING CHARGES	1,979	2,541	208	2,541	2,541	0.00 %
2999020	70300-0 PRINTING & BINDING	2,498	5,155	1,905	5,155	5,155	0.00 %
2999020	70400-0 PUBLICATION & RECORDATION	61	1,072	45	1,072	1,072	0.00 %
2999020	70500-0 TELECOMMUNICATIONS	12,621	13,249	6,619	13,249	13,249	0.00 %
2999020	70902-0 DUPLICATING EQUIPMENT EXPENSES	288	300	120	300	300	0.00 %
2999020	72600-0 TRANSPORTATION	83,112	60,000	33,910	60,000	60,000	0.00 %
2999020	72700-0 SUPPLIES & MATERIALS	1,359	3,670	249	3,670	3,670	0.00 %
2999020	78000-0 UNINSURED LOSSES	16,156	108,612	0	108,612	9,981	-90.81 %
2999020	89000-0 CAPITAL OUTLAY	0	3,286	3,059	3,286	0	-100.00 %
	TOTAL NON-PERSONNEL COSTS	271,938	367,385	56,599	367,385	265,468	-27.74 %
	TOTAL FUND 299	1,667,151	1,858,918	855,543	1,894,011	1,848,918	-0.54 %
4019020	89000-0 CAPITAL OUTLAY	0	110,935	32,734	110,935	62,000	-44.11 %
	TOTAL NON-PERSONNEL COSTS	0	110,935	32,734	110,935	62,000	-44.11 %
	TOTAL FUND 401	0	110,935	32,734	110,935	62,000	-44.11 %
CP-COMPLIANCE		73,924	206,292	91,108	206,292	210,129	1.86 %
9030 CP-COMPLIANCE		73,924	206,292	91,108	206,292	210,129	1.86 %
2999030	50000-0 PERSONNEL SALARIES	40,079	127,655	51,366	127,655	125,604	-1.61 %
2999030	50100-0 TEMPORARY EMPLOYEES	13,187	8,000	0	8,000	20,000	150.00 %
2999030	50400-0 GROUP HEALTH INSURANCE	0	23,307	23,307	23,307	16,428	-29.51 %
2999030	50415-0 GROUP LIFE INSURANCE	149	763	214	763	750	-1.70 %
2999030	50430-0 WORKERS COMP INSURANCE	0	689	689	689	678	-1.60 %
2999030	50500-0 RETIREMENT/MEDICARE TAX	9,042	27,078	11,847	27,078	27,869	2.92 %
	TOTAL PERSONNEL COSTS	62,457	187,492	87,423	187,492	191,329	2.05 %
2999030	50600-0 TRAINING OF PERSONNEL	0	2,500	895	2,500	2,500	0.00 %
2999030	50800-0 UNIFORMS	0	500	0	500	500	0.00 %
2999030	70000-0 DUES & LICENSES	0	300	0	300	300	0.00 %
2999030	70200-0 POSTAGE/SHIPPING CHARGES	235	3,000	247	3,000	3,000	0.00 %
2999030	70300-0 PRINTING & BINDING	203	500	28	500	500	0.00 %
2999030	70400-0 PUBLICATION & RECORDATION	315	1,000	5	1,000	1,000	0.00 %

**LAFAYETTE CONSOLIDATED GOVERNMENT
2023 - 2024 ADOPTED BUDGET
ANNUAL BUDGET BY DEPARTMENT**

COMMUNITY DEVELOPMENT & PLANNING

<u>CODE</u>	<u>EXPENDITURE</u>	<u>ACTUAL FY 21-22</u>	<u>CUR BUDGET FY 22-23</u>	<u>ACTUAL AT 4/30/2023</u>	<u>PROJECTED FY 22-23</u>	<u>ADOPTED FY 23-24</u>	<u>ADOPTED VS CURRENT</u>	
2999030	70500-0	TELECOMMUNICATIONS	861	3,000	815	3,000	3,000	0.00 %
2999030	72600-0	TRANSPORTATION	2,030	5,000	1,027	5,000	5,000	0.00 %
2999030	72700-0	SUPPLIES & MATERIALS	587	3,000	668	3,000	3,000	0.00 %
2999030	89000-0	CAPITAL OUTLAY	7,236	0	0	0	0	0.00 %
TOTAL NON-PERSONNEL COSTS			11,467	18,800	3,685	18,800	18,800	0.00 %
TOTAL FUND 299			73,924	206,292	91,108	206,292	210,129	1.86 %
CP-ALCOHOL & NOISE CONTROL			351,147	334,927	168,413	334,927	329,605	-1.59 %
9035 CP-ALCOHOL & NOISE CONTROL			351,147	334,927	168,413	334,927	329,605	-1.59 %
1019035	50000-0	PERSONNEL SALARIES	204,906	218,341	97,437	218,341	221,972	1.66 %
1019035	50200-0	OVERTIME	0	500	0	500	500	0.00 %
1019035	50400-0	GROUP HEALTH INSURANCE	39,558	40,743	40,743	40,743	38,386	-5.79 %
1019035	50415-0	GROUP LIFE INSURANCE	863	1,304	414	1,304	1,324	1.53 %
1019035	50430-0	WORKERS COMP INSURANCE	1,196	1,178	1,178	1,178	1,198	1.70 %
1019035	50500-0	RETIREMENT/MEDICARE TAX	45,654	46,302	20,358	46,302	41,179	-11.06 %
1019035	50900-0	ACCRUED SICK/ANNUAL LEAVE	37,051	0	0	0	0	0.00 %
TOTAL PERSONNEL COSTS			329,228	308,368	160,130	308,368	304,559	-1.24 %
1019035	50600-0	TRAINING OF PERSONNEL	0	3,820	0	3,820	3,820	0.00 %
1019035	50800-0	UNIFORMS	589	1,250	115	1,250	1,250	0.00 %
1019035	70200-0	POSTAGE/SHIPPING CHARGES	2,971	2,528	1,028	2,528	2,528	0.00 %
1019035	70300-0	PRINTING & BINDING	842	2,096	1,620	2,096	2,096	0.00 %
1019035	70500-0	TELECOMMUNICATIONS	1,310	1,500	673	1,500	1,500	0.00 %
1019035	70902-0	DUPLICATING EQUIPMENT EXPENSES	612	1,000	235	1,000	1,000	0.00 %
1019035	70907-0	CONTRACTUAL SERVICES	1,719	1,750	0	1,750	1,750	0.00 %
1019035	72600-0	TRANSPORTATION	591	1,500	373	1,500	1,500	0.00 %
1019035	72700-0	SUPPLIES & MATERIALS	13,285	8,920	2,044	8,920	8,920	0.00 %
1019035	78000-0	UNINSURED LOSSES	0	0	0	0	682	100.00 %
TOTAL NON-PERSONNEL COSTS			21,919	24,364	6,088	24,364	25,046	2.80 %
TOTAL FUND 101			351,147	332,732	166,218	332,732	329,605	-0.94 %
4019035	89000-0	CAPITAL OUTLAY	0	2,195	2,195	2,195	0	-100.00 %
TOTAL NON-PERSONNEL COSTS			0	2,195	2,195	2,195	0	-100.00 %
TOTAL FUND 401			0	2,195	2,195	2,195	0	-100.00 %
CP-PERMITTING			422,904	581,653	239,505	581,653	542,778	-6.68 %
9040 CP-PERMITTING			422,904	581,653	239,505	581,653	542,778	-6.68 %
2999040	50000-0	PERSONNEL SALARIES	289,131	291,526	133,430	291,526	297,362	2.00 %
2999040	50200-0	OVERTIME	1,580	5,000	1,535	5,000	5,000	0.00 %
2999040	50400-0	GROUP HEALTH INSURANCE	45,201	40,684	40,684	40,684	38,332	-5.78 %
2999040	50415-0	GROUP LIFE INSURANCE	1,214	1,708	564	1,708	1,735	1.58 %
2999040	50430-0	WORKERS COMP INSURANCE	1,543	1,576	1,576	1,576	1,604	1.78 %
2999040	50500-0	RETIREMENT/MEDICARE TAX	51,229	51,413	23,600	51,413	52,436	1.99 %
2999040	50900-0	ACCRUED SICK/ANNUAL LEAVE	0	12,573	0	12,573	0	-100.00 %
TOTAL PERSONNEL COSTS			389,898	404,480	201,389	404,480	396,469	-1.98 %
2999040	50600-0	TRAINING OF PERSONNEL	3,089	5,500	1,226	5,500	5,500	0.00 %
2999040	50800-0	UNIFORMS	772	1,000	0	1,000	1,000	0.00 %
2999040	57030-0	SOFTWARE MAINTENANCE	18,592	110,740	28,568	110,740	0	-100.00 %
2999040	69120-0	RENT	4,428	5,028	4,719	5,028	5,028	0.00 %
2999040	70000-0	DUES & LICENSES	335	350	225	350	350	0.00 %

**LAFAYETTE CONSOLIDATED GOVERNMENT
2023 - 2024 ADOPTED BUDGET
ANNUAL BUDGET BY DEPARTMENT**

COMMUNITY DEVELOPMENT & PLANNING

CODE	EXPENDITURE	ACTUAL	CUR BUDGET	ACTUAL AT	PROJECTED	ADOPTED	ADOPTED VS
		FY 21-22	FY 22-23	4/30/2023	FY 22-23	FY 23-24	CURRENT
2999040	70200-0	2,060	4,752	1,961	4,752	4,752	0.00 %
2999040	70300-0	525	734	413	734	734	0.00 %
2999040	70500-0	415	2,285	223	2,285	2,285	0.00 %
2999040	70800-0	111	216	0	216	216	0.00 %
2999040	70902-0	290	300	120	300	300	0.00 %
2999040	71022-0	0	0	0	0	110,740	100.00 %
2999040	72600-0	0	200	0	200	200	0.00 %
2999040	72700-0	2,389	6,068	661	6,068	6,068	0.00 %
2999040	78000-0	0	0	0	0	9,136	100.00 %
TOTAL NON-PERSONNEL COSTS		33,006	137,173	38,116	137,173	146,309	6.66 %
TOTAL FUND 299		422,904	541,653	239,505	541,653	542,778	0.21 %
4019040	89000-0	0	40,000	0	40,000	0	-100.00 %
TOTAL NON-PERSONNEL COSTS		0	40,000	0	40,000	0	-100.00 %
TOTAL FUND 401		0	40,000	0	40,000	0	-100.00 %
CP-GRANTS ADMINISTRATION		17,416,320	25,297,420	4,887,088	24,202,874	1,448,756	-94.27 %
8100 CP-EXTERNAL GRANTS		606,755	2,379,055	441,799	2,379,055	642,500	-72.99 %
1018100	50000-0	89,680	0	0	0	0	0.00 %
1018100	50400-0	16,986	0	0	0	0	0.00 %
1018100	50415-0	373	0	0	0	0	0.00 %
1018100	50430-0	646	0	0	0	0	0.00 %
1018100	50500-0	25,688	0	0	0	0	0.00 %
TOTAL PERSONNEL COSTS		133,373	0	0	0	0	0.00 %
1018100	50600-0	15	0	0	0	0	0.00 %
1018100	70000-0	2,493	0	0	0	0	0.00 %
1018100	70123-614	260	0	0	0	0	0.00 %
1018100	70300-0	25	0	0	0	0	0.00 %
1018100	70500-0	42	0	0	0	0	0.00 %
1018100	72700-0	7,513	0	0	0	0	0.00 %
1018100	76012-0	0	10,000	0	10,000	10,000	0.00 %
1018100	76020-0	20,000	40,000	35,997	40,000	50,000	25.00 %
1018100	76025-0	54,663	50,000	37,500	50,000	50,000	0.00 %
1018100	76040-0	257,680	315,000	146,748	315,000	315,000	0.00 %
1018100	76360-0	0	5,000	5,000	5,000	5,000	0.00 %
1018100	76632-0	73,578	144,000	60,618	144,000	144,000	0.00 %
1018100	76690-0	0	1,555	0	1,555	0	-100.00 %
1018100	76750-0	0	45,500	45,500	45,500	45,500	0.00 %
1018100	76755-0	27,316	23,000	0	23,000	23,000	0.00 %
1018100	78000-0	29,097	0	0	0	0	0.00 %
TOTAL NON-PERSONNEL COSTS		472,682	634,055	331,363	634,055	642,500	1.33 %
TOTAL FUND 101		606,055	634,055	331,363	634,055	642,500	1.33 %
2608100	89000-0	0	250,000	29,491	250,000	0	-100.00 %
TOTAL NON-PERSONNEL COSTS		0	250,000	29,491	250,000	0	-100.00 %
TOTAL FUND 260		0	250,000	29,491	250,000	0	-100.00 %
4018100	89000-0	700	250,000	76,562	250,000	0	-100.00 %
TOTAL NON-PERSONNEL COSTS		700	250,000	76,562	250,000	0	-100.00 %

**LAFAYETTE CONSOLIDATED GOVERNMENT
2023 - 2024 ADOPTED BUDGET
ANNUAL BUDGET BY DEPARTMENT**

COMMUNITY DEVELOPMENT & PLANNING

<u>CODE</u>	<u>EXPENDITURE</u>	<u>ACTUAL FY 21-22</u>	<u>CUR BUDGET FY 22-23</u>	<u>ACTUAL AT 4/30/2023</u>	<u>PROJECTED FY 22-23</u>	<u>ADOPTED FY 23-24</u>	<u>ADOPTED VS CURRENT</u>
TOTAL FUND 401		700	250,000	76,562	250,000	0	-100.00 %
6508100	89000-0 CAPITAL OUTLAY	0	1,245,000	4,383	1,245,000	0	-100.00 %
TOTAL NON-PERSONNEL COSTS		0	1,245,000	4,383	1,245,000	0	-100.00 %
TOTAL FUND 650		0	1,245,000	4,383	1,245,000	0	-100.00 %
8132 CP-HSG-REHAB		634,625	1,762,000	294,658	1,763,328	0	-100.00 %
1628132	50000-0 PERSONNEL SALARIES	205,999	286,312	130,599	286,312	0	-100.00 %
1628132	50200-0 OVERTIME	229	1	0	1	0	-100.00 %
1628132	50400-0 GROUP HEALTH INSURANCE	34,150	50,764	24,468	50,764	0	-100.00 %
1628132	50415-0 GROUP LIFE INSURANCE	853	1,753	554	1,753	0	-100.00 %
1628132	50430-0 WORKERS COMP INSURANCE	1,089	1,602	771	1,602	0	-100.00 %
1628132	50500-0 RETIREMENT/MEDICARE TAX	62,991	89,243	37,208	89,243	0	-100.00 %
TOTAL PERSONNEL COSTS		305,311	429,675	193,600	429,675	0	-100.00 %
1628132	50600-0 TRAINING OF PERSONNEL	421	3,001	426	3,001	0	-100.00 %
1628132	50800-0 UNIFORMS	1,154	2,358	57	2,358	0	-100.00 %
1628132	60000-0 BUILDING MAINTENANCE	913	7,452	60	7,452	0	-100.00 %
1628132	61000-0 CONTRACT CONSTRUCTION COST	17,849	117,306	19,752	117,306	0	-100.00 %
1628132	63000-0 EQUIPMENT MAINTENANCE	935	3,265	916	3,265	0	-100.00 %
1628132	65000-0 GROUNDS MAINTENANCE	493	1,507	0	1,507	0	-100.00 %
1628132	66000-0 JANITORIAL SUPPLIES & SERVICES	47	1,953	901	1,953	0	-100.00 %
1628132	67000-0 UTILITIES	2,203	1,660	875	1,660	0	-100.00 %
1628132	69020-0 CONTR SERV-ASBESTOS SERVICES	4,400	3,451	2,200	3,451	0	-100.00 %
1628132	70000-0 DUES & LICENSES	400	1,001	0	1,001	0	-100.00 %
1628132	70200-0 POSTAGE/SHIPPING CHARGES	72	425	1	425	0	-100.00 %
1628132	70300-0 PRINTING & BINDING	50	550	0	550	0	-100.00 %
1628132	70400-0 PUBLICATION & RECORDATION	200	600	160	600	0	-100.00 %
1628132	70500-0 TELECOMMUNICATIONS	3,299	7,939	2,169	7,939	0	-100.00 %
1628132	70800-0 TRAVEL & MEETINGS	0	501	0	501	0	-100.00 %
1628132	70907-0 CONTRACTUAL SERVICES	20,325	31,139	6,233	31,139	0	-100.00 %
1628132	72400-0 SAFETY EQUIPMENT & SUPPLIES	1,737	3,263	642	3,263	0	-100.00 %
1628132	72600-0 TRANSPORTATION	16,453	8,601	4,120	8,601	0	-100.00 %
1628132	72700-0 SUPPLIES & MATERIALS	2,077	3,923	360	3,923	0	-100.00 %
1628132	72820-0 SUP & MAT-REHAB TRUCK SUPPLIES	4,109	4,391	2,618	4,391	0	-100.00 %
1628132	72845-0 SUP & MAT-SHOP	5,687	8,655	(1,198)	8,655	0	-100.00 %
1628132	72865-0 SUP & MAT-TOOLS	1,008	3,992	0	3,992	0	-100.00 %
1628132	77260-0 RESERVE-GENERAL INCREASE	0	11,192	0	11,192	0	-100.00 %
1628132	89000-0 CAPITAL OUTLAY	31,246	18,077	16,823	19,405	0	-100.00 %
TOTAL NON-PERSONNEL COSTS		115,078	246,202	57,115	247,530	0	-100.00 %
TOTAL FUND 162		420,389	675,877	250,715	677,205	0	-100.00 %
1638132	61000-0 CONTRACT CONSTRUCTION COST	0	1,015,023	0	1,015,023	0	-100.00 %
1638132	89000-0 CAPITAL OUTLAY	214,236	71,100	43,943	71,100	0	-100.00 %
TOTAL NON-PERSONNEL COSTS		214,236	1,086,123	43,943	1,086,123	0	-100.00 %
TOTAL FUND 163		214,236	1,086,123	43,943	1,086,123	0	-100.00 %
8133 CP-HSG-DEMOLITION		13,171	75,835	12,690	75,835	0	-100.00 %
1628133	70907-0 CONTRACTUAL SERVICES	0	61,956	0	61,956	0	-100.00 %
1628133	89000-0 CAPITAL OUTLAY	13,171	13,879	12,690	13,879	0	-100.00 %
TOTAL NON-PERSONNEL COSTS		13,171	75,835	12,690	75,835	0	-100.00 %

**LAFAYETTE CONSOLIDATED GOVERNMENT
2023 - 2024 ADOPTED BUDGET
ANNUAL BUDGET BY DEPARTMENT**

COMMUNITY DEVELOPMENT & PLANNING

CODE	EXPENDITURE	ACTUAL	CUR BUDGET	ACTUAL AT	PROJECTED	ADOPTED	ADOPTED VS
		FY 21-22	FY 22-23	4/30/2023	FY 22-23	FY 23-24	CURRENT
TOTAL FUND 162		13,171	75,835	12,690	75,835	0	-100.00 %
8134 CP-HSG-RELOCATION		21,124	64,215	18,265	64,215	0	-100.00 %
1628134	60000-0	2,138	18,862	2,192	18,862	0	-100.00 %
1628134	65000-0	799	4,201	3,787	4,201	0	-100.00 %
1628134	67000-0	8,235	12,249	4,190	12,249	0	-100.00 %
1628134	70500-0	2,106	2,749	1,081	2,749	0	-100.00 %
1628134	70907-0	0	3,000	0	3,000	0	-100.00 %
1628134	70967-0	4,246	15,754	6,800	15,754	0	-100.00 %
1628134	70976-0	200	3,800	0	3,800	0	-100.00 %
1628134	72700-0	0	3,000	215	3,000	0	-100.00 %
1628134	89000-0	3,400	600	0	600	0	-100.00 %
TOTAL NON-PERSONNEL COSTS		21,124	64,215	18,265	64,215	0	-100.00 %
TOTAL FUND 162		21,124	64,215	18,265	64,215	0	-100.00 %
8135 CP-HSG-EXT HOUSING ACTIVITY		96,856	237,793	0	237,793	0	-100.00 %
1638135	70962-0	0	93,178	0	93,178	0	-100.00 %
1638135	76600-0	96,856	144,615	0	144,615	0	-100.00 %
TOTAL NON-PERSONNEL COSTS		96,856	237,793	0	237,793	0	-100.00 %
TOTAL FUND 163		96,856	237,793	0	237,793	0	-100.00 %
8139 CP-HSG-URBAN INFILL PROGRAM		111,485	6,500	6,500	6,500	0	-100.00 %
1638139	89000-0	111,485	6,500	6,500	6,500	0	-100.00 %
TOTAL NON-PERSONNEL COSTS		111,485	6,500	6,500	6,500	0	-100.00 %
TOTAL FUND 163		111,485	6,500	6,500	6,500	0	-100.00 %
8155 CP-SFP-CONTINGENCY/LOCAL OPTNS		0	602,298	0	600,971	0	-100.00 %
1628155	77280-0	0	602,298	0	600,971	0	-100.00 %
TOTAL NON-PERSONNEL COSTS		0	602,298	0	600,971	0	-100.00 %
TOTAL FUND 162		0	602,298	0	600,971	0	-100.00 %
8157 CP-SFP-NEIGHBORHOOD PRIDE PROG		115,832	64,324	1,799	64,324	0	-100.00 %
1628157	50000-0	77,977	40,423	0	40,423	0	-100.00 %
1628157	50400-0	13,082	9,555	0	9,555	0	-100.00 %
1628157	50415-0	329	107	0	107	0	-100.00 %
1628157	50430-0	439	216	0	216	0	-100.00 %
1628157	50500-0	17,339	6,788	0	6,788	0	-100.00 %
TOTAL PERSONNEL COSTS		109,166	57,089	0	57,089	0	-100.00 %
1628157	50800-0	1,579	2	0	2	0	-100.00 %
1628157	63000-0	626	874	0	874	0	-100.00 %
1628157	67000-0	110	180	0	180	0	-100.00 %
1628157	70500-0	0	1	0	1	0	-100.00 %
1628157	70907-0	0	1,000	0	1,000	0	-100.00 %
1628157	72400-0	794	706	0	706	0	-100.00 %
1628157	72600-0	2,496	(205)	1,799	(205)	0	-100.00 %
1628157	72700-0	1,061	439	0	439	0	-100.00 %
1628157	72865-0	0	1,500	0	1,500	0	-100.00 %
1628157	77260-0	0	2,738	0	2,738	0	-100.00 %
TOTAL NON-PERSONNEL COSTS		6,666	7,235	1,799	7,235	0	-100.00 %
		268					

**LAFAYETTE CONSOLIDATED GOVERNMENT
2023 - 2024 ADOPTED BUDGET
ANNUAL BUDGET BY DEPARTMENT**

COMMUNITY DEVELOPMENT & PLANNING

<u>CODE</u>	<u>EXPENDITURE</u>	<u>ACTUAL FY 21-22</u>	<u>CUR BUDGET FY 22-23</u>	<u>ACTUAL AT 4/30/2023</u>	<u>PROJECTED FY 22-23</u>	<u>ADOPTED FY 23-24</u>	<u>ADOPTED VS CURRENT</u>
TOTAL FUND 162		115,832	64,324	1,799	64,324	0	-100.00 %
8158 CP-SFP-SUBRECIPIENT FUND		14,418,220	10,980,937	3,662,989	9,869,348	0	-100.00 %
EXT APP-CATHOLIC CHARITIES OF							
1268158	76320-0 ACADIANA	4,327,730	1,556,256	249,739	1,556,256	0	-100.00 %
1268158	76620-0 EXT APP-SMILE	7,617,356	4,694,909	2,598,190	3,583,320	0	-100.00 %
1268158	89000-0 CAPITAL OUTLAY	0	117,604	0	117,604	0	-100.00 %
TOTAL NON-PERSONNEL COSTS		11,945,086	6,368,769	2,847,929	5,257,180	0	-100.00 %
TOTAL FUND 126		11,945,086	6,368,769	2,847,929	5,257,180	0	-100.00 %
1278158	76375-0 EXT APP-LAF PAR WTRWORKS-SOUTH	16,410	20,044	0	20,044	0	-100.00 %
1278158	76475-0 EXT APP-MILTON WATER SYSTEM	23,543	20,044	0	20,044	0	-100.00 %
TOTAL NON-PERSONNEL COSTS		39,953	40,088	0	40,088	0	-100.00 %
TOTAL FUND 127		39,953	40,088	0	40,088	0	-100.00 %
1628158	50100-0 TEMPORARY EMPLOYEES	0	36,000	0	36,000	0	-100.00 %
1628158	50500-0 RETIREMENT/MEDICARE TAX	0	2,754	0	2,754	0	-100.00 %
TOTAL PERSONNEL COSTS		0	38,754	0	38,754	0	-100.00 %
1628158	70907-0 CONTRACTUAL SERVICES	0	71,400	0	71,400	0	-100.00 %
1628158	76050-0 EXT APP-ACADIANA CARES	382,733	766,764	289,824	766,764	0	-100.00 %
1628158	76150-0 EXT APP-BOYS & GIRLS CLUBS	50,805	69,195	28,137	69,195	0	-100.00 %
1628158	76220-0 EXT APP-THE EXTRA MILE	0	75,000	0	75,000	0	-100.00 %
1628158	76293-0 EXT APP-HOSPICE OF ACADIANA	67,729	120,859	66,312	120,859	0	-100.00 %
EXT APP-CATHOLIC CHARITIES OF							
1628158	76320-0 ACADIANA	0	285,000	0	285,000	0	-100.00 %
1628158	76340-0 EXT APP-LAF COUNCIL AGING	62,083	12,917	12,917	12,917	0	-100.00 %
1628158	76350-0 EXT APP-LAF HABITAT/HUMANITY	0	160,000	66,823	160,000	0	-100.00 %
1628158	76441-0 EXT APP-BUSINESS SUPPORT	150,518	37,286	27,286	37,286	0	-100.00 %
1628158	76598-0 EXT APP-SECOND HARVEST	87,622	140,504	139,622	140,504	0	-100.00 %
1628158	89000-0 CAPITAL OUTLAY	1,572,291	2,801	0	2,801	0	-100.00 %
TOTAL NON-PERSONNEL COSTS		2,373,781	1,741,726	630,921	1,741,726	0	-100.00 %
TOTAL FUND 162		2,373,781	1,780,480	630,921	1,780,480	0	-100.00 %
EXT APP-CATHOLIC CHARITIES OF							
1638158	76320-0 ACADIANA	0	250,000	0	250,000	0	-100.00 %
1638158	76350-0 EXT APP-LAF HABITAT/HUMANITY	32,505	568,495	118,832	568,495	0	-100.00 %
TOTAL NON-PERSONNEL COSTS		32,505	818,495	118,832	818,495	0	-100.00 %
TOTAL FUND 163		32,505	818,495	118,832	818,495	0	-100.00 %
6518158	76230-0 EXT APP-FAITH HOUSE	26,895	473,105	65,307	473,105	0	-100.00 %
6518158	76475-0 EXT APP-MILTON WATER SYSTEM	0	1,500,000	0	1,500,000	0	-100.00 %
TOTAL NON-PERSONNEL COSTS		26,895	1,973,105	65,307	1,973,105	0	-100.00 %
TOTAL FUND 651		26,895	1,973,105	65,307	1,973,105	0	-100.00 %
8163 CP-GBR-PLANNING		82,014	216,817	49,351	216,817	0	-100.00 %
1628163	50000-0 PERSONNEL SALARIES	53,013	111,707	29,721	111,707	0	-100.00 %
1628163	50100-0 TEMPORARY EMPLOYEES	0	29,000	0	29,000	0	-100.00 %
1628163	50400-0 GROUP HEALTH INSURANCE	6,496	20,993	5,368	20,993	0	-100.00 %
1628163	50415-0 GROUP LIFE INSURANCE	236	602	125	602	0	-100.00 %
1628163	50430-0 WORKERS COMP INSURANCE	284	573	173	573	0	-100.00 %

**LAFAYETTE CONSOLIDATED GOVERNMENT
2023 - 2024 ADOPTED BUDGET
ANNUAL BUDGET BY DEPARTMENT**

COMMUNITY DEVELOPMENT & PLANNING

CODE	EXPENDITURE	ACTUAL	CUR BUDGET	ACTUAL AT	PROJECTED	ADOPTED	ADOPTED VS
		FY 21-22	FY 22-23	4/30/2023	FY 22-23	FY 23-24	CURRENT
1628163	50500-0	7,683	14,091	5,602	14,091	0	-100.00 %
TOTAL PERSONNEL COSTS		67,712	176,966	40,989	176,966	0	-100.00 %
1628163	50600-0	0	4,400	235	4,400	0	-100.00 %
1628163	50800-0	178	422	0	422	0	-100.00 %
1628163	67000-0	268	232	0	232	0	-100.00 %
1628163	70000-0	150	1,750	0	1,750	0	-100.00 %
1628163	70200-0	59	1,339	12	1,339	0	-100.00 %
1628163	70300-0	267	933	0	933	0	-100.00 %
1628163	70400-0	490	1,390	200	1,390	0	-100.00 %
1628163	70500-0	2,017	1,489	621	1,489	0	-100.00 %
1628163	70800-0	0	2,100	0	2,100	0	-100.00 %
1628163	70902-0	0	1,400	0	1,400	0	-100.00 %
1628163	70907-0	9,140	12,333	6,829	12,333	0	-100.00 %
1628163	70915-0	475	2,725	0	2,725	0	-100.00 %
1628163	72600-0	19	3,181	325	3,181	0	-100.00 %
1628163	72700-0	1,239	4,161	140	4,161	0	-100.00 %
1628163	77260-0	0	1,996	0	1,996	0	-100.00 %
TOTAL NON-PERSONNEL COSTS		14,302	39,851	8,362	39,851	0	-100.00 %
TOTAL FUND 162		82,014	216,817	49,351	216,817	0	-100.00 %
8166 CP-GRANTS ADMINISTRATION		1,296,192	8,712,465	391,721	8,734,292	806,256	-90.75 %
1018166	50000-0	31,353	164,678	72,077	164,678	161,110	-2.17 %
1018166	50400-0	5,643	35,049	35,049	35,049	27,488	-21.57 %
1018166	50415-0	128	914	296	914	884	-3.28 %
1018166	50430-0	213	889	889	889	870	-2.14 %
1018166	50500-0	8,981	34,625	14,925	34,625	32,187	-7.04 %
TOTAL PERSONNEL COSTS		46,318	236,155	123,236	236,155	222,539	-5.77 %
1018166	50600-0	15	442	17	442	500	13.12 %
1018166	50800-0	0	0	0	0	300	100.00 %
1018166	70123-614	0	8,435	0	8,435	8,490	0.65 %
1018166	70200-0	20	43	4	43	43	0.00 %
1018166	70300-0	25	165	0	165	165	0.00 %
1018166	70400-0	26	125	40	125	125	0.00 %
1018166	70500-0	0	540	5	540	540	0.00 %
1018166	70800-0	0	354	0	354	354	0.00 %
1018166	70907-0	0	200	0	200	200	0.00 %
1018166	71022-0	0	0	0	0	4,400	100.00 %
1018166	71029-0	0	0	0	0	250,000	100.00 %
1018166	72600-0	0	1,500	0	1,500	1,500	0.00 %
1018166	72700-0	300	917	584	917	917	0.00 %
1018166	78000-0	0	28,247	0	28,247	13,034	-53.86 %
TOTAL NON-PERSONNEL COSTS		386	40,968	650	40,968	280,568	584.85 %
TOTAL FUND 101		46,704	277,123	123,886	277,123	503,107	81.55 %
1058166	50000-0	37,609	41,683	5,233	41,683	40,311	-3.29 %
1058166	50400-0	11,343	5,812	5,812	5,812	5,476	-5.78 %
1058166	50415-0	140	249	3	249	241	-3.21 %
1058166	50430-0	223	225	225	225	218	-3.11 %
1058166	50500-0	9,420	12,900	689	12,900	5,221	-59.53 %
TOTAL PERSONNEL COSTS		58,735	60,869	11,962	60,869	51,467	-15.45 %

**LAFAYETTE CONSOLIDATED GOVERNMENT
2023 - 2024 ADOPTED BUDGET
ANNUAL BUDGET BY DEPARTMENT**

COMMUNITY DEVELOPMENT & PLANNING

<u>CODE</u>	<u>EXPENDITURE</u>	<u>ACTUAL FY 21-22</u>	<u>CUR BUDGET FY 22-23</u>	<u>ACTUAL AT 4/30/2023</u>	<u>PROJECTED FY 22-23</u>	<u>ADOPTED FY 23-24</u>	<u>ADOPTED VS CURRENT</u>
1058166	50600-0	0	100	0	100	200	100.00 %
1058166	50800-0	0	0	0	0	100	100.00 %
1058166	70123-614	0	0	0	0	2	100.00 %
1058166	70200-0	32	80	9	80	80	0.00 %
1058166	70300-0	25	130	0	130	130	0.00 %
1058166	70400-0	0	200	105	200	200	0.00 %
1058166	70500-0	27	200	0	200	200	0.00 %
1058166	70800-0	0	200	0	200	200	0.00 %
1058166	71029-0	0	0	0	0	250,000	100.00 %
1058166	72700-0	462	570	10	570	570	0.00 %
TOTAL NON-PERSONNEL COSTS		546	1,480	124	1,480	251,682	5,905.54 %
TOTAL FUND 105		59,281	62,349	12,086	62,349	303,149	386.21 %
1268166	50100-0	28,373	6,638	6,638	23,198	0	-100.00 %
1268166	50500-0	2,170	508	508	1,775	0	-100.00 %
TOTAL PERSONNEL COSTS		30,543	7,146	7,146	24,973	0	-100.00 %
1268166	70200-0	0	0	0	1,000	0	0.00 %
1268166	70300-0	0	0	0	1,000	0	0.00 %
1268166	70400-0	0	0	0	1,000	0	0.00 %
1268166	72700-0	141	0	0	1,000	0	0.00 %
TOTAL NON-PERSONNEL COSTS		141	0	0	4,000	0	0.00 %
TOTAL FUND 126		30,684	7,146	7,146	28,973	0	-100.00 %
1628166	50000-0	88,706	168,860	54,839	168,860	0	-100.00 %
1628166	50100-0	0	(864)	0	(864)	0	-100.00 %
1628166	50200-0	85	801	203	801	0	-100.00 %
1628166	50400-0	14,962	31,079	9,368	31,079	0	-100.00 %
1628166	50415-0	338	889	231	889	0	-100.00 %
1628166	50430-0	472	863	325	863	0	-100.00 %
1628166	50500-0	24,190	36,576	14,620	36,576	0	-100.00 %
TOTAL PERSONNEL COSTS		128,753	238,204	79,586	238,204	0	-100.00 %
1628166	50600-0	9,951	3,079	6,752	3,079	0	-100.00 %
1628166	52000-0	0	1,200	0	1,200	0	-100.00 %
1628166	53000-0	0	12,656	0	12,656	0	-100.00 %
1628166	63000-0	0	700	0	700	0	-100.00 %
1628166	70000-0	3,813	2,001	0	2,001	0	-100.00 %
1628166	70200-0	425	1,530	98	1,530	0	-100.00 %
1628166	70300-0	50	1,220	0	1,220	0	-100.00 %
1628166	70400-0	390	1,610	368	1,610	0	-100.00 %
1628166	70500-0	152	2,377	54	2,377	0	-100.00 %
1628166	70800-0	0	1,000	0	1,000	0	-100.00 %
1628166	70902-0	621	1,379	259	1,379	0	-100.00 %
1628166	70907-0	6,800	(62,000)	4,800	(62,000)	0	-100.00 %
1628166	72600-0	592	2,819	0	2,819	0	-100.00 %
1628166	72700-0	564	8,436	187	8,436	0	-100.00 %
1628166	77260-0	0	2,871	0	2,871	0	-100.00 %
1628166	89000-0	0	5,598,938	0	5,598,938	0	-100.00 %
TOTAL NON-PERSONNEL COSTS		23,358	5,579,816	12,518	5,579,816	0	-100.00 %
TOTAL FUND 162		152,111	5,818,020	92,104	5,818,020	0	-100.00 %
1638166	50000-0	0	20,003	0	20,003	0	-100.00 %

**LAFAYETTE CONSOLIDATED GOVERNMENT
2023 - 2024 ADOPTED BUDGET
ANNUAL BUDGET BY DEPARTMENT**

COMMUNITY DEVELOPMENT & PLANNING

CODE	EXPENDITURE	ACTUAL	CUR BUDGET	ACTUAL AT	PROJECTED	ADOPTED	ADOPTED VS
		FY 21-22	FY 22-23	4/30/2023	FY 22-23	FY 23-24	CURRENT
1638166	50400-0	0	1,477	0	1,477	0	-100.00 %
1638166	50415-0	0	81	0	81	0	-100.00 %
1638166	50430-0	5	108	0	108	0	-100.00 %
1638166	50500-0	0	6,752	0	6,752	0	-100.00 %
TOTAL PERSONNEL COSTS		5	28,421	0	28,421	0	-100.00 %
1638166	77260-0	0	518	0	518	0	-100.00 %
TOTAL NON-PERSONNEL COSTS		0	518	0	518	0	-100.00 %
TOTAL FUND 163		5	28,939	0	28,939	0	-100.00 %
6508166	70907-0	431,137	1,134,689	69,300	1,134,689	0	-100.00 %
TOTAL NON-PERSONNEL COSTS		431,137	1,134,689	69,300	1,134,689	0	-100.00 %
TOTAL FUND 650		431,137	1,134,689	69,300	1,134,689	0	-100.00 %
6518166	70907-0	576,270	1,384,199	87,199	1,384,199	0	-100.00 %
TOTAL NON-PERSONNEL COSTS		576,270	1,384,199	87,199	1,384,199	0	-100.00 %
TOTAL FUND 651		576,270	1,384,199	87,199	1,384,199	0	-100.00 %
8192 CP-WIOA-TRAINING		20,046	195,181	7,316	190,396	0	-100.00 %
1268192	50100-0	10,769	14,743	5,238	14,743	0	-100.00 %
1268192	50430-0	0	456	0	456	0	-100.00 %
1268192	50500-0	824	1,269	401	1,269	0	-100.00 %
TOTAL PERSONNEL COSTS		11,593	16,468	5,639	16,468	0	-100.00 %
1268192	50600-0	0	5,337	190	5,337	0	-100.00 %
1268192	50800-0	43	107	38	107	0	-100.00 %
1268192	70000-0	150	856	150	856	0	-100.00 %
1268192	70200-0	0	1,059	0	1,059	0	-100.00 %
1268192	70300-0	25	1,557	0	1,557	0	-100.00 %
1268192	70500-0	840	765	671	765	0	-100.00 %
1268192	70765-0	0	1,200	0	1,200	0	-100.00 %
1268192	70800-0	0	874	0	874	0	-100.00 %
1268192	70902-0	0	186	0	186	0	-100.00 %
1268192	70907-0	7,395	3,805	0	3,805	0	-100.00 %
1268192	72700-0	0	5,609	0	5,609	0	-100.00 %
1268192	77280-0	0	155,408	0	150,623	0	-100.00 %
1268192	89000-0	0	1,950	628	1,950	0	-100.00 %
TOTAL NON-PERSONNEL COSTS		8,453	178,713	1,677	173,928	0	-100.00 %
TOTAL FUND 126		20,046	195,181	7,316	190,396	0	-100.00 %
CP-HUMAN SERVICES		217,209	402,319	113,514	402,319	104,549	-74.01 %
8120 CP-HS-COUNSELING SERVICES		217,209	402,319	113,514	402,319	104,549	-74.01 %
1018120	50000-0	65,481	66,024	30,219	66,024	67,345	2.00 %
1018120	50400-0	11,343	5,812	5,812	5,812	5,476	-5.78 %
1018120	50415-0	274	372	128	372	372	0.00 %
1018120	50430-0	357	357	357	357	364	1.96 %
1018120	50500-0	20,216	20,434	9,329	20,434	20,844	2.01 %
TOTAL PERSONNEL COSTS		97,671	92,999	45,845	92,999	94,401	1.51 %
1018120	50610-0	437	2,493	852	2,493	2,493	0.00 %
1018120	60000-0	796	0	0	0	0	0.00 %
1018120	66000-0	0	432	0	432	432	0.00 %

**LAFAYETTE CONSOLIDATED GOVERNMENT
2023 - 2024 ADOPTED BUDGET
ANNUAL BUDGET BY DEPARTMENT**

COMMUNITY DEVELOPMENT & PLANNING

			ACTUAL	CUR BUDGET	ACTUAL AT	PROJECTED	ADOPTED	ADOPTED
			FY 21-22	FY 22-23	4/30/2023	FY 22-23	FY 23-24	VS
CODE	EXPENDITURE							CURRENT
1018120	67000-0	UTILITIES	5,480	5,000	2,056	5,000	5,000	0.00 %
1018120	70500-0	TELECOMMUNICATIONS	2,392	2,223	258	2,223	2,223	0.00 %
TOTAL NON-PERSONNEL COSTS			9,105	10,148	3,166	10,148	10,148	0.00 %
TOTAL FUND 101			106,776	103,147	49,011	103,147	104,549	1.36 %
1628120	50000-0	PERSONNEL SALARIES	63,153	165,424	36,258	165,424	0	-100.00 %
1628120	50100-0	TEMPORARY EMPLOYEES	10,830	10,670	0	10,670	0	-100.00 %
1628120	50400-0	GROUP HEALTH INSURANCE	9,520	49,931	6,355	49,931	0	-100.00 %
1628120	50415-0	GROUP LIFE INSURANCE	235	922	145	922	0	-100.00 %
1628120	50430-0	WORKERS COMP INSURANCE	391	919	216	919	0	-100.00 %
1628120	50500-0	RETIREMENT/MEDICARE TAX	10,903	27,014	6,048	27,014	0	-100.00 %
TOTAL PERSONNEL COSTS			95,032	254,880	49,022	254,880	0	-100.00 %
1628120	50600-0	TRAINING OF PERSONNEL	3,562	11,685	10,824	10,685	0	-100.00 %
1628120	50800-0	UNIFORMS	77	523	88	523	0	-100.00 %
1628120	60000-0	BUILDING MAINTENANCE	408	2,992	0	2,992	0	-100.00 %
1628120	63000-0	EQUIPMENT MAINTENANCE	0	1,500	0	1,500	0	-100.00 %
1628120	66000-0	JANITORIAL SUPPLIES & SERVICES	375	1,086	97	1,086	0	-100.00 %
1628120	67000-0	UTILITIES	268	1,732	0	1,732	0	-100.00 %
1628120	70000-0	DUES & LICENSES	250	1,050	0	1,050	0	-100.00 %
1628120	70200-0	POSTAGE/SHIPPING CHARGES	96	904	87	904	0	-100.00 %
1628120	70300-0	PRINTING & BINDING	218	1,182	25	1,182	0	-100.00 %
1628120	70500-0	TELECOMMUNICATIONS	3,055	2,555	1,144	2,555	0	-100.00 %
1628120	70800-0	TRAVEL & MEETINGS	156	2,844	806	2,844	0	-100.00 %
1628120	70902-0	DUPLICATING EQUIPMENT EXPENSES	524	777	0	777	0	-100.00 %
1628120	70907-0	CONTRACTUAL SERVICES	3,322	5,488	1,574	6,488	0	-100.00 %
1628120	72600-0	TRANSPORTATION	14	586	(14)	586	0	-100.00 %
1628120	72700-0	SUPPLIES & MATERIALS	3,076	4,263	850	4,263	0	-100.00 %
1628120	77260-0	RESERVE-GENERAL INCREASE	0	5,125	0	5,125	0	-100.00 %
TOTAL NON-PERSONNEL COSTS			15,401	44,292	15,481	44,292	0	-100.00 %
TOTAL FUND 162			110,433	299,172	64,503	299,172	0	-100.00 %
CP-DIRECTOR'S OFFICE			572,280	618,357	293,792	602,357	912,950	47.64 %
9041 CP-DO-DIRECTOR'S OFFICE			482,016	528,357	249,990	512,357	580,950	9.95 %
2999041	50000-0	PERSONNEL SALARIES	332,891	341,907	156,489	341,907	286,930	-16.08 %
2999041	50100-0	TEMPORARY EMPLOYEES	0	16,000	0	0	0	-100.00 %
2999041	50200-0	OVERTIME	60	1,040	0	1,040	1,040	0.00 %
2999041	50400-0	GROUP HEALTH INSURANCE	39,615	40,802	40,802	40,802	32,964	-19.21 %
2999041	50415-0	GROUP LIFE INSURANCE	1,282	1,625	541	1,625	1,300	-20.00 %
2999041	50430-0	WORKERS COMP INSURANCE	1,799	1,846	1,846	1,846	1,550	-16.03 %
2999041	50500-0	RETIREMENT/MEDICARE TAX	87,506	88,547	40,498	88,547	70,300	-20.61 %
2999041	50900-0	ACCRUED SICK/ANNUAL LEAVE	0	0	0	0	156,366	100.00 %
TOTAL PERSONNEL COSTS			463,153	491,767	240,176	475,767	550,450	11.93 %
2999041	50600-0	TRAINING OF PERSONNEL	2,312	2,500	708	2,500	2,500	0.00 %
2999041	50800-0	UNIFORMS	146	300	0	300	300	0.00 %
2999041	50925-0	VEHICLE SUBSIDY LEASES	6,023	6,000	2,746	6,000	6,000	0.00 %
2999041	70000-0	DUES & LICENSES	215	1,000	225	1,000	1,000	0.00 %
2999041	70200-0	POSTAGE/SHIPPING CHARGES	362	3,000	1,686	3,000	3,000	0.00 %
2999041	70300-0	PRINTING & BINDING	338	2,000	0	2,000	2,000	0.00 %
2999041	70400-0	PUBLICATION & RECORDATION	647	1,000	424	1,000	1,000	0.00 %
2999041	70500-0	TELECOMMUNICATIONS	492	1,800	256	1,800	1,800	0.00 %

**LAFAYETTE CONSOLIDATED GOVERNMENT
2023 - 2024 ADOPTED BUDGET
ANNUAL BUDGET BY DEPARTMENT**

COMMUNITY DEVELOPMENT & PLANNING

CODE	EXPENDITURE	ACTUAL	CUR BUDGET	ACTUAL AT	PROJECTED	ADOPTED	ADOPTED	
		FY 21-22	FY 22-23	4/30/2023	FY 22-23	FY 23-24	VS CURRENT	
2999041	70800-0	TRAVEL & MEETINGS	0	1,000	0	1,000	1,000	0.00 %
2999041	70902-0	DUPLICATING EQUIPMENT EXPENSES	562	1,200	295	1,200	1,200	0.00 %
2999041	72600-0	TRANSPORTATION	729	2,700	489	2,700	2,700	0.00 %
2999041	72700-0	SUPPLIES & MATERIALS	1,366	3,000	986	3,000	3,000	0.00 %
2999041	78000-0	UNINSURED LOSSES	3,074	0	0	0	0	0.00 %
TOTAL NON-PERSONNEL COSTS			16,266	25,500	7,815	25,500	25,500	0.00 %
TOTAL FUND 299			479,419	517,267	247,991	501,267	575,950	11.34 %
4019041	77140-0	RESERVE-DIRECTOR'S	0	5,000	0	5,000	5,000	0.00 %
4019041	89000-0	CAPITAL OUTLAY	2,597	6,090	1,999	6,090	0	-100.00 %
TOTAL NON-PERSONNEL COSTS			2,597	11,090	1,999	11,090	5,000	-54.91 %
TOTAL FUND 401			2,597	11,090	1,999	11,090	5,000	-54.91 %
9042 CP-DO-ADJUDICATION BUREAU			90,264	90,000	43,802	90,000	332,000	268.89 %
2999042	52000-0	LEGAL FEES	40,962	38,000	28,364	38,000	68,000	78.95 %
2999042	70200-0	POSTAGE/SHIPPING CHARGES	1,764	5,000	1,535	5,000	5,000	0.00 %
2999042	70400-0	PUBLICATION & RECORDATION	750	5,000	1,360	5,000	5,000	0.00 %
2999042	70907-0	CONTRACTUAL SERVICES	46,788	30,000	8,501	30,000	230,000	666.67 %
2999042	71028-0	CONTR SERV-HEARING OFFICERS	0	12,000	4,042	12,000	24,000	100.00 %
TOTAL NON-PERSONNEL COSTS			90,264	90,000	43,802	90,000	332,000	268.89 %
TOTAL FUND 299			90,264	90,000	43,802	90,000	332,000	268.89 %
TOTAL COMMUNITY DEVELOPMENT & PLANNING			25,584,472	53,070,444	9,421,512	52,010,991	9,162,429	-82.74 %

OTHER BUDGETARY UNITS

Municipal Civil Service serves to represent the public's interest in matters of personnel or human resources administration by providing the best qualified individuals for open positions through fair and equal opportunity of employment to all candidates, setting policies and procedures for employment activities to protect employees, and providing guidance and direction in the selection, promotion, and wages of classified employees where applicable. The department's goals remain consistent with its mission statement by consistently seeking out opportunities for training and application of better methodologies for compensation and examination principles. The Civil Service System was created under Section 4-15 of the Home Rule Charter for Lafayette City-Parish Consolidated Government.

Statistical Information:

DESCRIPTION	FY 2020-21	FY 2021-22	FY 2022-23 ESTIMATED	FY 2023-24 PROJECTED
# of Job Requisitions	373	383	338	380
# of Applications Received	1,663	1,784	1,970	1,800
# of Exams Given	245	390	422	400
# of People Tested	1,252	1,339	1,224	1,275
# of Filed Appeal Hearings	5	2	5	3
# of Classification & Pay Audits	23	39	21	25

Police & Fire Civil Service administers an effective, cost-efficient civil service system based on merit, efficiency, fitness, and length of service, consistent with the law and professional standards for police officers and firefighters. Police & Fire Civil Service is required under Louisiana state statutes for large municipalities.

Health Unit is a private company categorized under State Government Public Health Programs and is responsible for administering public health programs.

Cooperative Extension Service offers educational opportunities including online and in-person classes, seminars, workshops, field days, publications, and news releases. In addition, extension agents provide one-on-one advice and, increasingly, use the Internet to disseminate educational information. Educational topics covered include the use of agriculture and natural resources, lawns and gardens, environmental protection and resource conservation, family life, health and nutrition, housing and emergency preparedness, and youth development through the 4-H program.

Library mission is to enhance the quality of life of our community by providing free and equal access to high-quality cost-effective library services that meet the needs and expectations of our diverse community for information, life-long learning, recreation, and cultural enrichment. The Library's FY 2023-24 budget reflects commitments to not only traditional library services such as books and programs, but also to expanding services and access with online resources, new technologies, and delivery of materials and services in the community.

Statistical Information:

DESCRIPTION	FY 2020-21	FY 2021-22	FY 2022-23 ESTIMATED	FY 2023-24 PROJECTED
Items Checked Out	1,908,479	1,848,685	1,821,309	1,871,000
Number of Reference Inquiries	133,517	132,482	134,028	135,000
Number of Computer Uses	158,894	175,133	172,454	175,300
Number of Patron Visits	666,279	715,481	747,100	775,000



**LAFAYETTE CONSOLIDATED GOVERNMENT
2023 - 2024 ADOPTED BUDGET
ANNUAL BUDGET BY DEPARTMENT**

OTHER BUDGETARY UNITS RECAP

	Actual FY 21/22	Cur Budget FY 22/23	Actual At 4/30/23	Projected FY 22/23	Adopted FY 23/24	Adopted vs. Current
Expenditures by Type						
PERSONNEL SALARIES	5,827,754	6,560,153	2,614,416	6,560,153	6,715,402	2.37 %
EMPLOYEE BENEFITS	1,212,744	1,189,124	1,163,524	1,189,124	1,142,158	-3.95 %
RETIREMENT SYSTEM	842,104	913,258	372,406	913,258	923,965	1.17 %
RETIREE HEALTH INS	45,146	34,875	34,875	34,875	40,688	16.67 %
ACCRUED SICK/ANNUAL	123,072	51,724	-	51,724	-	-100.00 %
PURCHASED SERVICES	3,192,079	3,385,987	1,164,127	3,869,753	4,154,030	22.68 %
MATERIALS & SUPPLIES	669,484	889,564	195,124	889,564	894,354	0.54 %
EXTERNAL APPROPRIATIONS	108,082	605,150	31,775	106,950	108,200	-82.12 %
UNINSURED LOSSES	10,625	2,703	-	2,703	781	-71.11 %
MISCELLANEOUS EXPENSE	382,770	396,905	421,934	427,949	445,028	12.12 %
DEBT SERVICE INTEREST	51,351	-	-	-	-	0.00 %
DEBT SERVICE INTEREST INTERNAL	6,937	-	-	-	-	0.00 %
CAPITAL OUTLAY	499,319	18,700,993	536,237	18,700,993	-	-100.00 %
Total Expenditures	12,971,467	32,730,436	6,534,418	32,747,046	14,424,606	-55.93 %

**LAFAYETTE CONSOLIDATED GOVERNMENT
2023 - 2024 ADOPTED BUDGET
ANNUAL BUDGET BY DEPARTMENT**

OTHER BUDGETARY UNITS

CODE	EXPENDITURE	ACTUAL	CUR BUDGET	ACTUAL AT	PROJECTED	ADOPTED	ADOPTED	
		FY 21-22	FY 22-23	4/30/2023	FY 22-23	FY 23-24	VS CURRENT	
OTH-MUNICIPAL CIVIL SERVICE		527,007	544,317	270,110	544,317	555,818	2.11 %	
9100 OTH-MUNICIPAL CIVIL SERVICE		527,007	544,317	270,110	544,317	555,818	2.11 %	
1019100	50000-0	PERSONNEL SALARIES	369,149	375,936	171,461	375,936	383,458	2.00 %
1019100	50400-0	GROUP HEALTH INSURANCE	45,258	46,614	46,614	46,614	43,916	-5.79 %
1019100	50415-0	GROUP LIFE INSURANCE	1,485	1,932	717	1,932	1,948	0.83 %
1019100	50430-0	WORKERS COMP INSURANCE	1,950	2,030	2,030	2,030	2,070	1.97 %
1019100	50500-0	RETIREMENT/MEDICARE TAX	94,839	96,746	44,045	96,746	98,681	2.00 %
TOTAL PERSONNEL COSTS		512,681	523,258	264,867	523,258	530,073	1.30 %	
1019100	50925-0	VEHICLE SUBSIDY LEASES	6,023	6,000	2,746	6,000	6,000	0.00 %
1019100	52000-0	LEGAL FEES	5,159	10,000	1,262	10,000	10,000	0.00 %
1019100	63000-0	EQUIPMENT MAINTENANCE	0	173	0	173	173	0.00 %
1019100	70025-0	DUES & LIC-SOFTWARE/LIC SEARCH	0	250	0	250	250	0.00 %
1019100	70200-0	POSTAGE/SHIPPING CHARGES	811	864	182	864	600	-30.56 %
1019100	70300-0	PRINTING & BINDING	79	500	76	500	500	0.00 %
1019100	70400-0	PUBLICATION & RECORDATION	0	250	0	250	0	-100.00 %
1019100	70500-0	TELECOMMUNICATIONS	138	270	71	270	270	0.00 %
1019100	70800-0	TRAVEL & MEETINGS	0	129	0	129	129	0.00 %
1019100	70902-0	DUPLICATING EQUIPMENT EXPENSES	520	500	240	500	500	0.00 %
1019100	70907-0	CONTRACTUAL SERVICES	130	700	261	700	2,350	235.71 %
1019100	71022-0	CONTR SERV-SAAS COSTS	0	0	0	0	3,550	100.00 %
1019100	72600-0	TRANSPORTATION	208	300	21	300	300	0.00 %
1019100	72700-0	SUPPLIES & MATERIALS	1,258	1,123	384	1,123	1,123	0.00 %
TOTAL NON-PERSONNEL COSTS		14,326	21,059	5,243	21,059	25,745	22.25 %	
TOTAL FUND 101		527,007	544,317	270,110	544,317	555,818	2.11 %	
OTH-POLICE & FIRE CIVIL SERV		67,893	89,175	41,166	69,175	87,593	-1.77 %	
9110 OTH-POLICE & FIRE CIVIL SERV		67,893	89,175	41,166	69,175	87,593	-1.77 %	
1019110	50000-0	PERSONNEL SALARIES	18,567	34,079	11,796	34,079	34,760	2.00 %
1019110	50100-0	TEMPORARY EMPLOYEES	5,624	3,000	1,961	3,000	0	-100.00 %
1019110	50400-0	GROUP HEALTH INSURANCE	5,643	11,683	11,683	11,683	5,476	-53.13 %
1019110	50415-0	GROUP LIFE INSURANCE	84	183	41	183	208	13.66 %
1019110	50430-0	WORKERS COMP INSURANCE	184	166	166	166	188	13.25 %
1019110	50500-0	RETIREMENT/MEDICARE TAX	5,763	4,414	1,553	4,414	4,261	-3.47 %
TOTAL PERSONNEL COSTS		35,865	53,525	27,200	53,525	44,893	-16.13 %	
1019110	52000-0	LEGAL FEES	31,971	35,000	13,964	15,000	35,000	0.00 %
1019110	70200-0	POSTAGE/SHIPPING CHARGES	25	100	2	100	200	100.00 %
1019110	70400-0	PUBLICATION & RECORDATION	0	250	0	250	500	100.00 %
1019110	72700-0	SUPPLIES & MATERIALS	32	300	0	300	7,000	2,233.33 %
TOTAL NON-PERSONNEL COSTS		32,028	35,650	13,966	15,650	42,700	19.78 %	
TOTAL FUND 101		67,893	89,175	41,166	69,175	87,593	-1.77 %	
OTH-HEALTH UNIT		1,163,278	1,766,691	492,382	1,767,909	1,668,491	-5.56 %	
9120 OTH-HEALTH UNIT		1,163,278	1,766,691	492,382	1,767,909	1,668,491	-5.56 %	
2669120	50000-0	PERSONNEL SALARIES	406,403	502,045	185,311	502,045	501,863	-0.04 %
2669120	50200-0	OVERTIME	13	4,845	0	4,845	4,845	0.00 %
2669120	50300-0	PROMOTION COSTS	0	10,296	0	10,296	0	-100.00 %
2669120	50400-0	GROUP HEALTH INSURANCE	73,530	75,733	75,733	75,733	71,350	-5.79 %
2669120	50415-0	GROUP LIFE INSURANCE	1,677	2,776	729	2,776	2,906	4.68 %
2669120	50430-0	WORKERS COMP INSURANCE	2,539	2,585	2,585	2,585	2,710	4.84 %

**LAFAYETTE CONSOLIDATED GOVERNMENT
2023 - 2024 ADOPTED BUDGET
ANNUAL BUDGET BY DEPARTMENT**

OTHER BUDGETARY UNITS

<u>CODE</u>		<u>EXPENDITURE</u>	<u>ACTUAL FY 21-22</u>	<u>CUR BUDGET FY 22-23</u>	<u>ACTUAL AT 4/30/2023</u>	<u>PROJECTED FY 22-23</u>	<u>ADOPTED FY 23-24</u>	<u>ADOPTED VS CURRENT</u>
2669120	50500-0	RETIREMENT/MEDICARE TAX	52,903	65,023	23,885	65,023	64,989	-0.05 %
2669120	50900-0	ACCRUED SICK/ANNUAL LEAVE	1,244	0	0	0	0	0.00 %
TOTAL PERSONNEL COSTS			538,309	663,303	288,243	663,303	648,663	-2.21 %
2669120	51000-0	ADMINISTRATIVE COST	64,569	65,000	0	66,218	70,000	7.69 %
2669120	60000-0	BUILDING MAINTENANCE	0	1,710	0	1,710	1,710	0.00 %
2669120	69120-0	RENT	337,500	337,500	168,750	337,500	337,500	0.00 %
2669120	70123-614	OTHER INSURANCE PREMIUMS-RM	15,936	16,501	0	16,501	31,383	90.19 %
2669120	70907-0	CONTRACTUAL SERVICES	73,650	81,035	29,250	81,035	81,035	0.00 %
2669120	70969-0	CONTR SERV-COVID-19	0	0	0	498,200	498,200	100.00 %
2669120	76803-0	EXT APP-OCHSNER LAFA GENERAL	0	498,200	0	0	0	-100.00 %
2669120	89000-0	CAPITAL OUTLAY	133,314	103,442	6,139	103,442	0	-100.00 %
TOTAL NON-PERSONNEL COSTS			624,969	1,103,388	204,139	1,104,606	1,019,828	-7.57 %
TOTAL FUND 266			1,163,278	1,766,691	492,382	1,767,909	1,668,491	-5.56 %
OTH-LA COOP EXT SERVICE			124,234	140,694	38,720	140,694	134,594	-4.34 %
9130 OTH-LA COOP EXT SERVICE			124,234	140,694	38,720	140,694	134,594	-4.34 %
1059130	63000-0	EQUIPMENT MAINTENANCE	0	109	0	109	109	0.00 %
1059130	70500-0	TELECOMMUNICATIONS	9,182	12,500	4,591	12,500	17,500	40.00 %
1059130	70902-0	DUPLICATING EQUIPMENT EXPENSES	1,037	2,914	432	2,914	2,914	0.00 %
1059130	72600-0	TRANSPORTATION	2,945	2,871	1,092	2,871	2,871	0.00 %
1059130	72700-0	SUPPLIES & MATERIALS	3,188	3,050	1,030	3,050	3,200	4.92 %
1059130	76300-0	EXT APP-LA COOPERATIVE EXT SVC	100,000	100,000	25,000	100,000	100,000	0.00 %
1059130	76710-0	EXT APP-ACAD DIST LIVESTOCK	7,882	6,750	6,575	6,750	8,000	18.52 %
1059130	89000-0	CAPITAL OUTLAY	0	12,500	0	12,500	0	-100.00 %
TOTAL NON-PERSONNEL COSTS			124,234	140,694	38,720	140,694	134,594	-4.34 %
TOTAL FUND 105			124,234	140,694	38,720	140,694	134,594	-4.34 %
OTH-LIBRARY			11,089,055	30,189,559	5,692,040	30,224,951	11,978,110	-60.32 %
9200 OTH-LIBRARY			11,089,055	30,189,559	5,692,040	30,224,951	11,978,110	-60.32 %
1269200	70520-0	TELECOMM-DATABASE LICENSE FEES	11,023	0	0	0	0	0.00 %
1269200	89000-0	CAPITAL OUTLAY	17,098	0	0	0	0	0.00 %
TOTAL NON-PERSONNEL COSTS			28,121	0	0	0	0	0.00 %
TOTAL FUND 126			28,121	0	0	0	0	0.00 %
1279200	70907-0	CONTRACTUAL SERVICES	1,532	1,092	1,092	1,092	0	-100.00 %
1279200	72700-0	SUPPLIES & MATERIALS	768	1,308	1,308	1,308	0	-100.00 %
TOTAL NON-PERSONNEL COSTS			2,300	2,400	2,400	2,400	0	-100.00 %
TOTAL FUND 127			2,300	2,400	2,400	2,400	0	-100.00 %
2639200	50000-0	PERSONNEL SALARIES	5,025,762	5,530,931	2,238,821	5,530,931	5,623,726	1.68 %
2639200	50100-0	TEMPORARY EMPLOYEES	729	1,500	347	1,500	1,500	0.00 %
2639200	50200-0	OVERTIME	1,507	97,521	4,719	97,521	5,250	-94.62 %
2639200	50225-0	OVERTIME-POLICE SECURITY	0	0	0	0	160,000	100.00 %
2639200	50400-0	GROUP HEALTH INSURANCE	1,029,306	984,234	984,234	984,234	949,346	-3.54 %
2639200	50410-0	GROUP HEALTH INS-RETIRES	45,146	34,875	34,875	34,875	40,688	16.67 %
2639200	50415-0	GROUP LIFE INSURANCE	20,084	31,298	9,102	31,298	31,684	1.23 %
2639200	50430-0	WORKERS COMP INSURANCE	31,004	29,890	29,890	29,890	30,356	1.56 %
2639200	50500-0	RETIREMENT/MEDICARE TAX	688,599	747,075	302,923	747,075	756,034	1.20 %
2639200	50900-0	ACCRUED SICK/ANNUAL LEAVE	121,828	51,724	0	51,724	0	-100.00 %

**LAFAYETTE CONSOLIDATED GOVERNMENT
2023 - 2024 ADOPTED BUDGET
ANNUAL BUDGET BY DEPARTMENT**

OTHER BUDGETARY UNITS

CODE	EXPENDITURE	ACTUAL	CUR BUDGET	ACTUAL AT	PROJECTED	ADOPTED	ADOPTED	
		FY 21-22	FY 22-23	4/30/2023	FY 22-23	FY 23-24	VS CURRENT	
TOTAL PERSONNEL COSTS		6,963,965	7,509,048	3,604,911	7,509,048	7,598,584	1.19 %	
2639200	50600-0	TRAINING OF PERSONNEL	18,533	44,750	19,357	44,750	56,500	26.26 %
2639200	50800-0	UNIFORMS	1,122	1,635	485	1,635	1,635	0.00 %
2639200	50925-0	VEHICLE SUBSIDY LEASES	6,023	6,000	2,746	6,000	6,000	0.00 %
2639200	51000-0	ADMINISTRATIVE COST	428,447	428,447	0	432,795	432,795	1.01 %
2639200	57031-0	SOFTWARE MAINTENANCE-ASSESSOR	3,873	4,141	4,096	4,141	4,351	5.07 %
2639200	57081-0	AERIAL PHOTOGRAPHY-ASSESSOR	0	19,276	6,258	19,276	6,276	-67.44 %
2639200	57150-0	TAX REASSESSMENT NOTICE	0	0	0	0	3,461	100.00 %
2639200	60000-0	BUILDING MAINTENANCE	84,138	109,100	40,493	109,100	109,100	0.00 %
2639200	63000-0	EQUIPMENT MAINTENANCE	80,917	88,165	56,570	88,165	91,400	3.67 %
2639200	65000-0	GROUPS MAINTENANCE	82,187	110,150	19,276	110,150	110,150	0.00 %
2639200	66000-0	JANITORIAL SUPPLIES & SERVICES	310,096	316,225	126,751	316,225	316,225	0.00 %
2639200	67000-0	UTILITIES	451,438	392,640	178,033	392,640	473,090	20.49 %
2639200	69120-0	RENT	1,606	64,900	36,370	64,900	64,900	0.00 %
2639200	70000-0	DUES & LICENSES	10,958	13,790	5,971	13,790	13,790	0.00 %
2639200	70123-0	OTHER INSURANCE PREMIUMS	2,091	2,320	0	2,320	2,885	24.35 %
2639200	70123-614	OTHER INSURANCE PREMIUMS-RM	200,738	153,228	0	153,228	349,281	127.95 %
2639200	70200-0	POSTAGE/SHIPPING CHARGES	13,118	15,745	5,848	15,745	15,745	0.00 %
2639200	70300-0	PRINTING & BINDING	160	200	0	200	200	0.00 %
2639200	70315-0	PRINT & BIND-DONATIONS	9,420	30,460	5,281	30,460	12,500	-58.96 %
2639200	70320-0	PRINT & BIND-EDUC/REC/CULTURAL	452	500	0	500	500	0.00 %
2639200	70400-0	PUBLICATION & RECORDATION	0	1,500	0	1,500	1,500	0.00 %
2639200	70500-0	TELECOMMUNICATIONS	38,049	45,300	14,625	45,300	45,300	0.00 %
2639200	70520-0	TELECOMM-DATABASE LICENSE FEES	416,850	472,680	162,444	472,680	484,875	2.58 %
2639200	70560-0	TELECOMM-WAN ERATE	19,109	85,386	9,514	85,386	72,618	-14.95 %
2639200	70700-0	TOURISM	3,503	3,700	1,084	3,700	6,700	81.08 %
2639200	70902-0	DUPLICATING EQUIPMENT EXPENSES	11,567	15,900	3,169	15,900	15,900	0.00 %
2639200	70907-0	CONTRACTUAL SERVICES	416,607	346,253	237,282	346,253	322,985	-6.72 %
2639200	70917-0	CONTR SERV-DONATIONS	5,994	15,004	240	15,004	7,750	-48.35 %
2639200	70918-0	CONTR SERV-EDUC/REC/CULTURAL	16,920	26,880	5,800	26,880	26,880	0.00 %
2639200	72100-0	EQUIPMENT RENTAL	2,719	4,050	1,044	4,050	4,050	0.00 %
2639200	72120-0	EQUIP RENTAL-LIBRARY MATERIALS	18,575	40,100	29,094	40,100	40,100	0.00 %
2639200	72220-0	LIBRARY MATERIALS-AUDIO/VISUAL	131,519	205,000	27,808	205,000	205,000	0.00 %
2639200	72230-0	LIBRARY MATERIALS-BOOKS	274,062	330,000	61,661	330,000	330,000	0.00 %
2639200	72240-0	LIBRARY MATERIALS-DONATIONS	2,976	21,432	4,036	21,432	11,800	-44.94 %
2639200	72250-0	LIBRARY MATERIALS-PERIODICALS	19,264	23,500	1,933	23,500	23,500	0.00 %
2639200	72260-0	DAMAGED BOOKS-INT LIBRARY LOAN	44	300	0	300	300	0.00 %
2639200	72600-0	TRANSPORTATION	34,342	22,650	16,416	22,650	44,375	95.92 %
2639200	72700-0	SUPPLIES & MATERIALS	90,166	97,500	17,247	97,500	97,500	0.00 %
2639200	72720-0	SUP & MAT-DONATIONS	13,179	29,545	7,738	29,545	16,700	-43.48 %
2639200	72725-0	SUP & MAT-EDUC/REC/CULTURAL	73,117	104,900	23,827	104,900	104,900	0.00 %
2639200	76120-0	EXT APP-BAYOULAND OPERATIONS	200	200	200	200	200	0.00 %
2639200	77140-0	RESERVE-DIRECTOR'S	0	6,015	0	6,015	10,000	66.25 %
2639200	78000-0	UNINSURED LOSSES	10,625	2,703	0	2,703	781	-71.11 %
2639200	78557-0	LEASE PRINCIPAL	51,351	0	0	0	0	0.00 %
2639200	80250-0	LEASE INTEREST	6,937	0	0	0	0	0.00 %
2639200	80420-0	TAX DEDUCTIONS-RETIREMENT	388,366	390,890	421,934	421,934	435,028	11.29 %
2639200	80771-0	MISC EXP-PY ADJUSTMENT	(5,596)	0	0	0	0	0.00 %
2639200	89000-0	CAPITAL OUTLAY	119,492	18,585,051	530,098	18,585,051	0	-100.00 %
2639200	89001-0	CAPITAL OUTLAY-LEASE	229,415	0	0	0	0	0.00 %
TOTAL NON-PERSONNEL COSTS		4,094,669	22,678,111	2,084,729	22,713,503	4,379,526	-80.69 %	

**LAFAYETTE CONSOLIDATED GOVERNMENT
2023 - 2024 ADOPTED BUDGET
ANNUAL BUDGET BY DEPARTMENT**

OTHER BUDGETARY UNITS

<u>CODE</u>	<u>EXPENDITURE</u>	<u>ACTUAL FY 21-22</u>	<u>CUR BUDGET FY 22-23</u>	<u>ACTUAL AT 4/30/2023</u>	<u>PROJECTED FY 22-23</u>	<u>ADOPTED FY 23-24</u>	<u>ADOPTED VS CURRENT</u>
	TOTAL FUND 263	11,058,634	30,187,159	5,689,640	30,222,551	11,978,110	-60.32 %
	TOTAL OTHER BUDGETARY UNITS	12,971,467	32,730,436	6,534,418	32,747,046	14,424,606	-55.93 %



UTILITIES

Lafayette Utilities System (LUS) is a publicly owned and operated utility which provides reliable and affordable electric energy, safe and clean drinking water, and environmentally sound wastewater. LUS fulfills its mission of “Improving the Way You Live” with a high standard of customer service and solid investments in the community through support of local organizations and the citizens of Lafayette to make Lafayette a better place to live, work, and play.

As a municipal provider of electric, water, and wastewater services, LUS is committed to strong financial management and prudent rate setting. This commitment has allowed for continuous system improvement while keeping customer rates low and maintaining strong scores from all major bond rating agencies. For fiscal year 2023-24, the goals of LUS include, but are not limited to, providing the following:

- **Safe and Reliable Service:** LUS customers have grown accustomed to the least number of electric outages in the state along with safe water and environmentally-conscious wastewater services. For fiscal year 2023-24, LUS has budgeted \$22M in the Electric Operations Division, \$12.2M in the Water Operations Division, and \$15.6M in the Wastewater Operations Division.
- **Customer Service:** LUS customers expect top-notch, courteous service and accurate billing information. For fiscal year 2023-24, LUS has budgeted \$5.5M to provide high-quality customer service at two locations in the City of Lafayette. These locations handle an average of over 30,000 walk-in transactions per month.
- **Employee Development:** LUS places high value on the continuous training and development of its workforce averaging over 17,000 man-hours of training per year which includes rigorous safety training and other vital certifications.
- **Performance Benchmarks:** LUS strives to exceed established benchmarks regarding system reliability, regulatory compliance, and financial objectives to continue to reinvest and expand our systems.

Statistical Information:

DESCRIPTION	FY 2020-21	FY 2021-22	FY 2022-23 ESTIMATED	FY 2023-24 PROJECTED
I. Number of Customers				
Electric	70,096	70,865	71,206	71,534
Water	57,891	58,302	58,713	58,991
Wastewater	46,681	46,792	47,154	47,371
II. Electric Statistics				
Kilowatt Hours Sold	1,959,363,937	1,981,781,987	2,002,013,831	2,026,506,000
Peak Megawatts Demand on System	456	461	502	460
III. Water Statistics				
Gallons Sold	7,385,789,000	7,615,297,000	7,722,192,000	7,820,229,000
Peak Million Gallon Demand on System	33.7	34.8	32.9 (YTD)	30.0

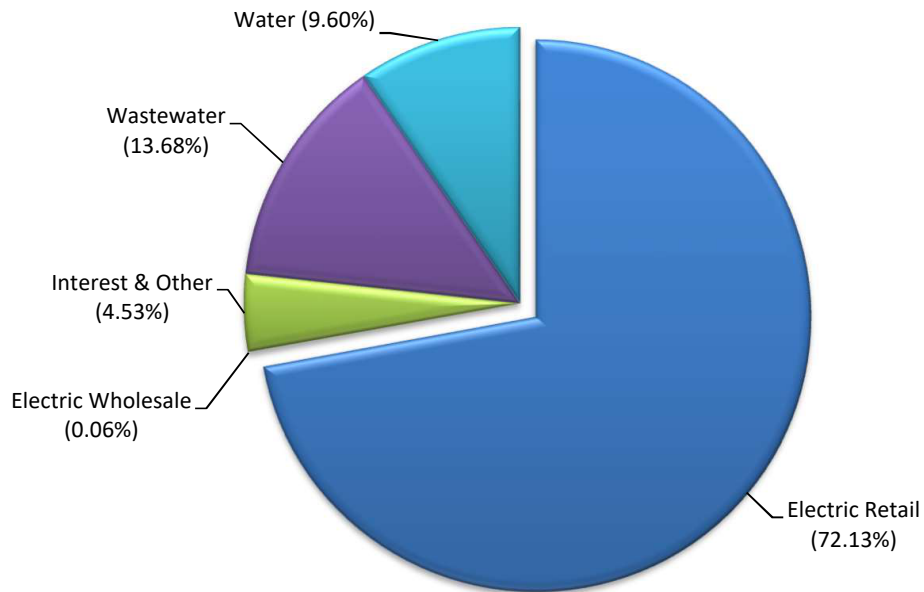
Performance Measures:

PERFORMANCE MEASURE	BENCHMARK	FY 2021-22 ACTUAL	FY 2022-23 ESTIMATED	FY 2023-24 FORECAST/GOAL
I. Maintain electric reliability				
System Average Interruption Frequency Index	< 1.0	0.72	0.34 (YTD)	< 1.0
System Average Interruption Duration Index	< 49 minutes	21.9	15.34 (YTD)	< 49 minutes
II. Maintain compliance with applicable regulations for electrical reliability (NERC)				
	Meet compliance	Yes	Yes	Yes
III. Comply with regulations in the capacity, management operation, and maintenance program				
	> 10% inspection	Yes	Yes	Yes
IV. Comply with bond ordinance related to capital project investment				
	7.5% of revenues	Yes	Yes	Yes
V. Generate sufficient earnings to provide the general fund with LUS’s ILOT payment to support community needs				
	Meet test	Yes	Yes	Yes

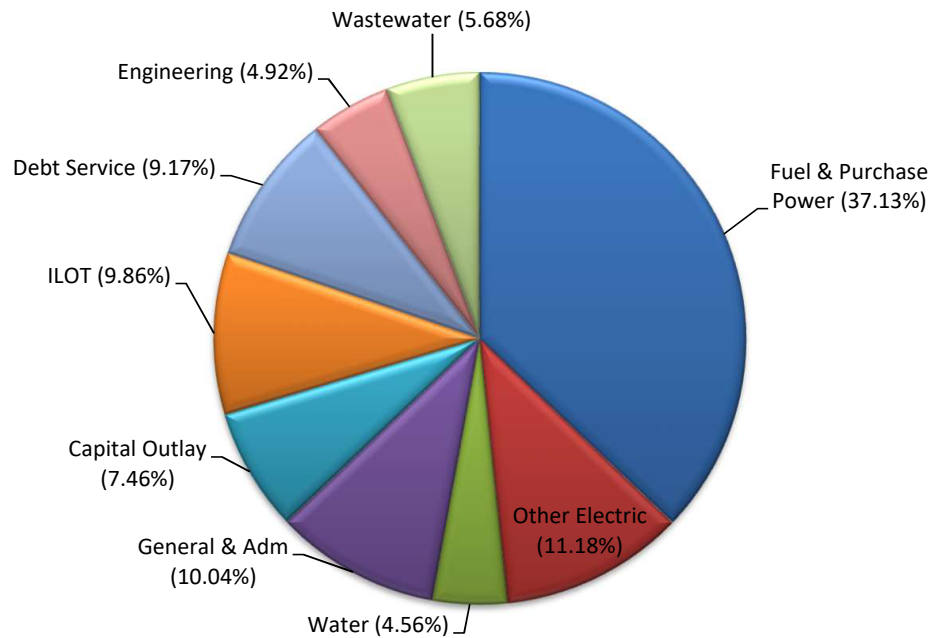


Lafayette Consolidated Government Utilities Budget 2023 - 24

LUS Revenues
\$271,360,256



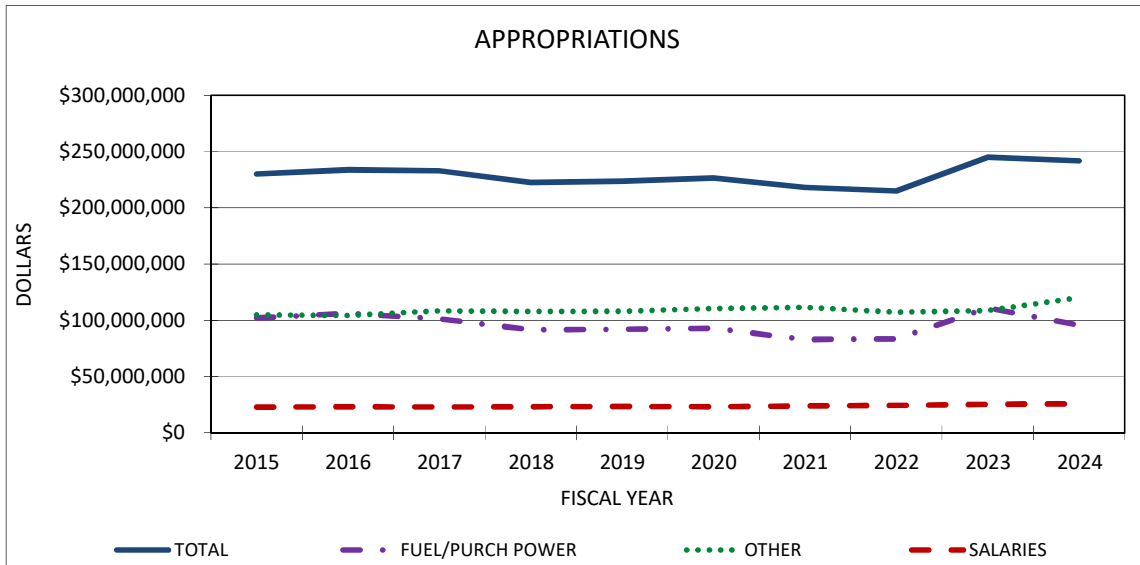
LUS Appropriations
\$257,604,125



LAFAYETTE CONSOLIDATED GOVERNMENT
2023-24 ADOPTED BUDGET
UTILITIES DEPARTMENT

10 YEAR BUDGET HISTORY
APPROPRIATIONS, EXCLUDING CAPITAL

FISCAL YEAR	TOTAL	SALARIES	FUEL/PURCH POWER	OTHER	STRENGTH	STRENGTH CHANGE
2015	\$229,976,726	22,975,439	102,201,161	104,800,126	467	(4)
2016	\$233,690,429	23,353,021	106,090,894	104,246,514	467	0
2017	\$232,815,165	23,056,764	101,303,752	108,454,649	464	(3)
2018	\$222,640,662	23,174,803	91,708,261	107,757,598	464	0
2019	\$223,687,051	23,418,908	92,141,719	108,126,424	460	(4)
2020	\$226,582,848	23,305,175	92,843,211	110,434,462	460	0
2021	\$218,223,306	23,843,948	82,923,263	111,456,095	447	(13)
2022	\$215,113,795	24,332,501	83,558,868	107,222,426	454	7
2023	\$244,935,475	25,165,715	111,015,536	108,754,224	457	3
2024	\$241,597,425	25,900,725	95,653,216	120,043,484	462	5



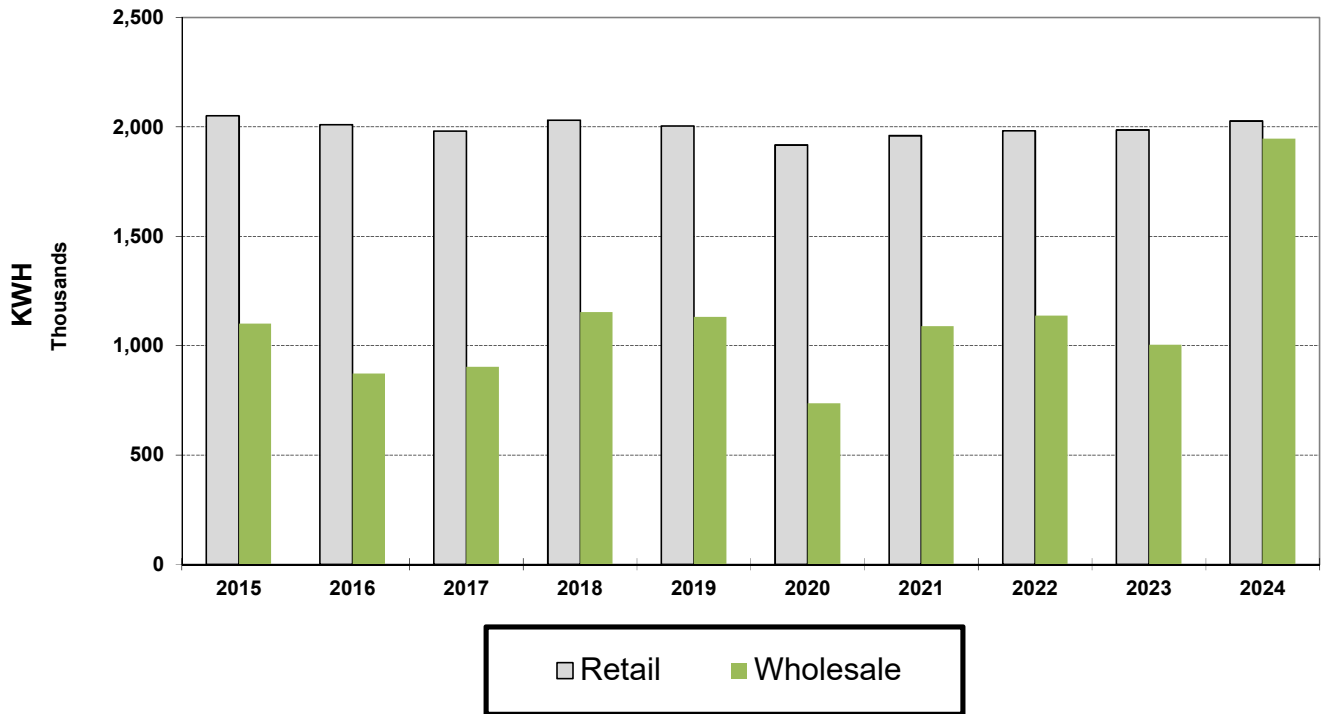
Significant Changes

2021-General operational increases offset by decreases in Fuel/Purchase Power.

2023-City and Parish Councils approved pay adjustment during FY2022 increasing salaries and benefits. The addition of three positions also caused an increase to salaries and benefits. Increase in Fuel/Purchase Power is due to operational requirements and market fuel costs.

2024-City and Parish Councils approved a 2% pay adjustment for FY2024, increasing salaries and benefits. The addition of five positions (2-Customer Service Floor Leaders, Plant Instrument Mech II, Water Operations Manager, Civil Engineer Aide Spec I), also increased salaries and benefits. General operational increases offset by decreases in Fuel/Purchase Power.

LUS ELECTRIC KWH SALES TEN YEAR HISTORY



In December 2013, the Lafayette Utility System joined the Midcontinent Independent System Operator (MISO). All of LUS's Energy Requirements are purchased from MISO and it sells energy to MISO based upon economic dispatching. For reporting purposes, the revenue from MISO Sales are netted against the MISO Purchased Power Cost. Wholesale KWHs represent sales to MISO and Retail represents KWHs purchased from MISO and sold to LUS retail customers.



City of Lafayette
2023-24 Adopted Budget
Lafayette Utilities System Pro Forma

	Current Budget	Projection	Adopted	Projected ^{10/12/23}		
	FY 22-23	FY 22-23	FY 23-24	FY 24-25	FY 25-26	FY 26-27
Operating Revenue						
Electric Retail Sales	\$ 106,144,012	\$ 106,144,012	\$ 107,404,818	\$ 111,294,695	\$ 112,008,712	\$ 112,725,186
Electric Retail Fuel Adj.	93,117,089	93,117,089	88,308,507	90,074,677	91,876,171	93,713,694
Electric Wholesale Sales	175,000	175,000	175,000	175,000	175,000	175,000
Water Sales	24,496,897	24,496,897	26,046,487	27,862,213	28,761,266	29,899,255
Wastewater Sales	34,169,465	34,169,465	37,133,299	40,831,306	41,000,483	42,790,562
Billing For Services	1,700,000	1,700,000	1,700,000	1,700,000	1,700,000	1,700,000
Interest Income	418,900	2,884,819	2,884,819	2,884,819	2,884,819	2,884,819
Miscellaneous Other	71,268,154	21,331,406	5,259,110	5,259,110	5,259,110	5,259,110
Total Operating Revenue	331,489,517	284,018,688	268,912,040	280,081,820	283,665,561	289,147,626
Operating Expenses						
Personnel Salaries	(29,029,579)	(29,037,179)	(29,917,568)	(29,917,568)	(29,917,568)	(29,917,568)
Employee Benefits	(4,113,303)	(4,113,303)	(3,901,693)	(3,979,727)	(4,059,321)	(4,140,508)
Retirement System	(5,421,089)	(5,421,089)	(5,346,149)	(5,399,610)	(5,453,607)	(5,508,143)
Retiree Health Insur	(494,057)	(494,057)	(511,495)	(516,610)	(521,776)	(526,994)
Accrued Sick/Annual	(202,852)	(202,852)	(485,326)	(500,000)	(500,000)	(500,000)
Purchased Services	(35,808,371)	(35,964,086)	(42,434,344)	(43,283,031)	(44,148,691)	(45,031,665)
Materials & Supplies	(6,596,920)	(6,581,220)	(7,809,264)	(8,000,000)	(8,000,000)	(8,000,000)
Uninsured Losses	(1,071,704)	(1,071,704)	(480,793)	(500,000)	(500,000)	(500,000)
COGS Prod	(111,615,536)	(111,615,536)	(96,253,216)	(101,065,877)	(106,119,171)	(111,425,129)
Miscellaneous	(2,183,799)	(2,272,167)	(2,975,027)	(2,975,027)	(2,975,027)	(2,975,027)
ILOT	(24,600,000)	(24,600,000)	(25,400,000)	(25,400,000)	(25,400,000)	(25,400,000)
Total Operating Expenses	(221,137,210)	(221,373,193)	(215,514,875)	(221,537,450)	(227,595,161)	(233,925,034)
Other Income/(Expense)						
Normal Cap. & Spec. Eq.	(22,911,783)	(21,870,131)	(15,256,700)	(16,019,535)	(16,820,512)	(17,661,537)
Principal fr Internal Loans	1,738,796	1,738,796	1,808,348	1,880,682	1,955,909	2,034,145
Interest fr Internal Loans	696,379	696,379	639,868	581,097	519,975	456,408
Principal on LT Debt	(16,945,000)	(16,945,000)	(17,400,000)	(17,880,000)	(18,375,000)	(18,875,000)
Interest on LT Debt	(6,705,100)	(6,705,100)	(6,232,550)	(5,744,300)	(5,239,250)	(4,716,950)
Total Other	(44,126,708)	(43,085,056)	(36,441,034)	(37,182,056)	(37,958,878)	(38,762,934)
Total Use of Operating Cash	(265,263,918)	(264,458,249)	(251,955,909)	(258,719,507)	(265,554,038)	(272,687,968)
Cash Available for Capital						
& New Debt Service	\$ 66,225,599	\$ 19,560,439	\$ 16,956,131	\$ 21,362,313	\$ 18,111,523	\$ 16,459,658

**LAFAYETTE CONSOLIDATED GOVERNMENT
2023 - 2024 ADOPTED BUDGET
ANNUAL BUDGET BY DEPARTMENT**

UTILITIES DEPARTMENT RECAP

	Actual FY 21/22	Cur Budget FY 22/23	Actual At 4/30/23	Projected FY 22/23	Adopted FY 23/24	Adopted vs. Current
Expenditures by Type						
PERSONNEL SALARIES	25,265,620	29,029,579	11,794,854	29,037,179	29,917,568	3.06 %
EMPLOYEE BENEFITS	4,001,139	4,113,303	2,100,110	4,113,303	3,901,693	-5.14 %
RETIREMENT SYSTEM	3,210,838	5,421,089	2,396,693	5,421,089	5,346,149	-1.38 %
RETIREE HEALTH INS	417,592	494,057	247,032	494,057	511,495	3.53 %
ACCRUED SICK/ANNUAL	944,181	202,852	(60,953)	202,852	485,326	139.25 %
PURCHASED SERVICES	28,888,415	35,808,371	12,889,941	35,964,086	42,434,344	18.50 %
MATERIALS & SUPPLIES	6,024,891	6,596,920	3,320,462	6,581,220	7,809,264	18.38 %
EXTERNAL APPROPRIATIONS	1,162,367	634,080	200,051	634,080	1,066,940	68.27 %
UNINSURED LOSSES	1,349,623	1,071,704	-	1,071,704	480,793	-55.14 %
COGS PROD	132,187,407	111,615,536	48,734,450	111,615,536	96,253,216	-13.76 %
MISCELLANEOUS EXPENSE	3,205,480	1,549,719	421,141	1,638,087	1,908,087	23.12 %
ILOT	24,185,668	24,600,000	10,977,522	24,600,000	25,400,000	3.25 %
DEBT SERVICE PRINCIPAL	-	16,945,000	-	16,945,000	17,400,000	2.69 %
DEBT SERVICE INTEREST	7,416,091	6,705,100	3,352,550	6,705,100	6,232,550	-7.05 %
DEBT SERVICE INTEREST INTERNAL	29,072	-	-	-	-	0.00 %
DEPRECIATION/AMORTIZATION	25,628,036	-	12,339,942	-	-	0.00 %
CAPITAL OUTLAY	27,118,237	52,167,140	5,777,842	52,167,140	-	-100.00 %
SPECIAL EQUIP CAPITAL	12,515,027	22,911,783	6,672,105	21,870,131	15,256,700	-33.41 %
RE CAPITAL	14,594,099	63,143,900	6,139,892	63,143,900	-	-100.00 %
RESERVE NORMAL CAP & SPEC EQ	-	1,538,216	-	2,491,500	3,200,000	108.03 %
RESERVE FUTURE DEBT	-	8,000,000	-	8,000,000	-	-100.00 %
RETAINED EARNINGS RE	-	19,613,484	-	19,613,484	-	-100.00 %
RETAINED EARNINGS	-	14,701,253	-	14,701,253	-	-100.00 %
Total Expenditures	318,143,783	426,863,086	127,303,634	427,010,701	257,604,125	-39.65 %

**LAFAYETTE CONSOLIDATED GOVERNMENT
2023 - 2024 ADOPTED BUDGET
ANNUAL BUDGET BY DEPARTMENT**

UTILITIES DEPARTMENT

CODE	EXPENDITURE	ACTUAL	CUR BUDGET	ACTUAL AT	PROJECTED	ADOPTED	ADOPTED VS	
		FY 21-22	FY 22-23	4/30/2023	FY 22-23	FY 23-24	CURRENT	
UT-DIRECTOR'S OFFICE		1,782,746	2,459,334	824,311	2,547,702	2,618,131	6.46 %	
7000 UT-DIRECTOR'S OFFICE		1,782,746	2,459,334	824,311	2,547,702	2,618,131	6.46 %	
5027000	50000-0	PERSONNEL SALARIES	315,193	317,809	145,457	317,809	324,166	2.00 %
5027000	50100-0	TEMPORARY EMPLOYEES	0	18,000	0	18,000	18,000	0.00 %
5027000	50400-0	GROUP HEALTH INSURANCE	16,986	17,495	8,742	17,495	16,482	-5.79 %
5027000	50415-0	GROUP LIFE INSURANCE	607	639	279	639	644	0.78 %
5027000	50430-0	WORKERS COMP INSURANCE	1,683	1,716	1,716	1,716	1,750	1.98 %
5027000	50500-0	RETIREMENT/MEDICARE TAX	57,257	41,271	18,834	41,271	41,979	1.72 %
TOTAL PERSONNEL COSTS		391,726	396,930	175,028	396,930	403,021	1.53 %	
5027000	50925-0	VEHICLE SUBSIDY LEASES	6,023	6,000	2,746	6,000	6,000	0.00 %
5027000	52000-0	LEGAL FEES	186,297	228,000	89,974	228,000	228,000	0.00 %
5027000	63000-0	EQUIPMENT MAINTENANCE	0	329	0	329	329	0.00 %
5027000	70000-0	DUES & LICENSES	157,919	159,200	158,806	159,200	180,000	13.07 %
5027000	70200-0	POSTAGE/SHIPPING CHARGES	2	1,231	54	1,231	1,231	0.00 %
5027000	70300-0	PRINTING & BINDING	0	1,888	0	1,888	1,888	0.00 %
5027000	70500-0	TELECOMMUNICATIONS	6,735	26,100	6,348	26,100	26,100	0.00 %
5027000	70800-0	TRAVEL & MEETINGS	1,422	18,000	6,832	18,000	18,500	2.78 %
5027000	70907-0	CONTRACTUAL SERVICES	642,294	567,000	150,386	567,000	600,000	5.82 %
5027000	72700-0	SUPPLIES & MATERIALS	2,266	2,462	1,312	2,462	2,462	0.00 %
5027000	77140-0	RESERVE-DIRECTOR'S	0	411,632	0	500,000	750,000	82.20 %
5027000	89510-0	SPECIAL EQUIPMENT CAPITAL	388,062	640,562	232,825	640,562	400,600	-37.46 %
TOTAL NON-PERSONNEL COSTS		1,391,020	2,062,404	649,283	2,150,772	2,215,110	7.40 %	
TOTAL FUND 502		1,782,746	2,459,334	824,311	2,547,702	2,618,131	6.46 %	
UT-UTILITY-GENERAL ACCOUNTS		68,921,258	61,476,372	30,136,033	61,623,987	62,819,624	2.18 %	
7010 UT-UTILITY-GENERAL ACCOUNTS		68,921,258	61,476,372	30,136,033	61,623,987	62,819,624	2.18 %	
5027010	50227-0	OVERTIME-SAAS IMPLEMENTATION	0	0	0	0	30,465	100.00 %
5027010	50410-0	GROUP HEALTH INS-RETIREEES	417,592	494,057	247,032	494,057	511,495	3.53 %
5027010	50500-0	RETIREMENT/MEDICARE TAX	0	0	0	0	444	100.00 %
5027010	50900-0	ACCRUED SICK/ANNUAL LEAVE	944,181	202,852	(60,953)	202,852	485,326	139.25 %
5027010	76474-0	EXT APP-MERS	1,162,367	634,080	200,051	634,080	1,066,940	68.27 %
5027010	78200-0	PENSION PAYMENTS	(2,066,104)	0	0	0	0	0.00 %
TOTAL PERSONNEL COSTS		458,036	1,330,989	386,130	1,330,989	2,094,670	57.38 %	
5027010	51000-0	ADMINISTRATIVE COST	3,367,152	3,400,000	1,737,498	3,547,615	3,550,000	4.41 %
5027010	51020-0	BONDS COST OF ISSUANCE	0	2,000,000	0	2,000,000	0	-100.00 %
5027010	51020-6005	BD COST OF ISSUN-LUS 21 REF	1,024,546	0	0	0	0	0.00 %
5027010	51040-0	CONTRA ADMIN COSTS-LUS WK ORDR	(484,520)	0	0	0	0	0.00 %
5027010	53000-0	AUDITING FEES	85,000	75,000	0	75,000	90,000	20.00 %
5027010	53050-0	PAYING AGENT FEES	64,145	85,000	33,112	85,000	85,000	0.00 %
5027010	57170-0	WEBSITE ENHANCEMENT	5,635	9,500	1,111	9,500	25,000	163.16 %
5027010	63000-0	EQUIPMENT MAINTENANCE	0	410	0	410	410	0.00 %
5027010	67000-0	UTILITIES	232,609	275,000	90,488	275,000	275,000	0.00 %
5027010	69010-0	CONTR SERV-800 MHZ MTC	27,671	30,000	22,919	30,000	30,000	0.00 %
5027010	70123-0	OTHER INSURANCE PREMIUMS	1,356,902	1,515,140	109,134	1,515,140	2,765,236	82.51 %
5027010	70123-614	OTHER INSURANCE PREMIUMS-RM	0	0	0	0	1,040	100.00 %
5027010	70200-0	POSTAGE/SHIPPING CHARGES	19,356	29,925	19,477	29,925	29,925	0.00 %
5027010	70500-0	TELECOMMUNICATIONS	0	93,000	0	93,000	93,000	0.00 %
5027010	70710-0	TOURISM-BLUEPRINTS	0	9,120	275	9,120	9,120	0.00 %
5027010	70715-0	TOURISM-CHRISTMAS LIGHTING	4,721	25,460	5,682	25,460	25,460	0.00 %
5027010	70727-0	TOURISM-CUST ED-SMART GRID	5,066	5,850	5,850	5,850	6,500	11.11 %

**LAFAYETTE CONSOLIDATED GOVERNMENT
2023 - 2024 ADOPTED BUDGET
ANNUAL BUDGET BY DEPARTMENT**

UTILITIES DEPARTMENT

<u>CODE</u>	<u>EXPENDITURE</u>	<u>ACTUAL FY 21-22</u>	<u>CUR BUDGET FY 22-23</u>	<u>ACTUAL AT 4/30/2023</u>	<u>PROJECTED FY 22-23</u>	<u>ADOPTED FY 23-24</u>	<u>ADOPTED VS CURRENT</u>	
5027010	70730-0	TOURISM-CUSTOMER INFO	529,011	510,786	398,142	510,786	717,670	40.50 %
5027010	70735-0	TOURISM-FEST ACADIENS(IN KIND)	10,992	8,208	0	8,208	8,208	0.00 %
5027010	70750-0	TOURISM-INT FESTIVAL (IN KIND)	19,900	19,000	0	19,000	19,000	0.00 %
5027010	70770-0	TOURISM-PUBLIC POWER WEEK	1,531	3,570	0	3,570	3,570	0.00 %
5027010	70780-0	TOURISM-SHARE THE LIGHT	0	3,120	2,683	3,120	5,500	76.28 %
5027010	70902-0	DUPLICATING EQUIPMENT EXPENSES	1,110	3,746	360	3,746	3,746	0.00 %
5027010	70907-0	CONTRACTUAL SERVICES	264,580	382,200	1,428	394,400	554,400	45.05 %
5027010	70921-0	CONTR SERV-GPS MONITORING	67,642	67,694	38,825	67,694	85,000	25.57 %
5027010	71022-0	CONTR SERV-SAAS COSTS	0	500,000	0	500,000	0	-100.00 %
5027010	71030-0	CONT SERV-SAAS IMPLEMENTATION	0	0	0	0	1,036,976	100.00 %
5027010	72100-0	EQUIPMENT RENTAL	478	1,642	239	1,642	1,642	0.00 %
5027010	72700-0	SUPPLIES & MATERIALS	623	5,208	261	5,208	5,208	0.00 %
5027010	72730-0	SUP & MAT-EMP RECOGNITION	2,072	30,000	0	17,800	30,000	0.00 %
5027010	77580-0	RESERVE-BOND PRINCIPAL	0	16,945,000	0	16,945,000	17,400,000	2.69 %
5027010	78000-0	UNINSURED LOSSES	1,349,623	1,071,704	0	1,071,704	480,793	-55.14 %
5027010	79000-0	COST OF INVENTORY USED	175,983	600,000	192,519	600,000	600,000	0.00 %
5027010	80020-0	FAIR VALUE ADJUSTMENT	1,471,006	0	0	0	0	0.00 %
5027010	80110-0	DEPRECIATION EXPENSE-ELECTRIC	14,979,204	0	7,622,454	0	0	0.00 %
5027010	80120-0	DEPRECIATION EXPENSE-WATER	4,196,746	0	2,196,213	0	0	0.00 %
5027010	80130-0	DEPRECIATION EXPENSE-SEWER	6,069,063	0	3,070,210	0	0	0.00 %
5027010	80210-0	INTEREST ON LONG TERM DEBT	7,416,091	6,705,100	3,352,550	6,705,100	6,232,550	-7.05 %
5027010	80220-0	INT OF CUSTOMER DEPOSIT-LUS	1,923	0	21	0	0	0.00 %
5027010	80230-0	INT OF CUSTOMER DEPOSIT-WDN	4	0	0	0	0	0.00 %
5027010	80360-0	INVENTORY OBSOLESCEENT EXPENSE	66,194	0	0	0	0	0.00 %
5027010	80430-0	ILOT	24,185,668	24,600,000	10,977,522	24,600,000	25,400,000	3.25 %
5027010	80500-0	AMORTIZATION OF UTILITY PLANT	316,571	0	121,834	0	0	0.00 %
5027010	80520-0	AMORT OF LOSS ON REQ DEBT	511,011	0	191,729	0	0	0.00 %
5027010	80550-0	AMORTIZED BOND PREMIUM	(2,018,191)	0	(862,498)	0	0	0.00 %
5027010	80700-0	BAD DEBT EXPENSE	3,005,948	0	352,917	0	0	0.00 %
5027010	80755-0	FRANCHISE FEES	45,226	35,000	11,415	35,000	55,000	57.14 %
5027010	80796-0	BILLABLE AP PAYMENTS	84,930	1,100,000	55,533	1,100,000	1,100,000	0.00 %
TOTAL NON-PERSONNEL COSTS			68,463,222	60,145,383	29,749,903	60,292,998	60,724,954	0.96 %
TOTAL FUND 502			68,921,258	61,476,372	30,136,033	61,623,987	62,819,624	2.18 %
UT-SUPPORT SERVICES			2,150,602	3,057,229	1,091,856	3,107,968	3,417,959	11.80 %
7001 UT-SS-ADMINISTRATION/SUPPORT			631,257	741,649	288,723	741,649	809,871	9.20 %
5027001	50000-0	PERSONNEL SALARIES	434,912	490,136	194,201	490,136	508,872	3.82 %
5027001	50100-0	TEMPORARY EMPLOYEES	0	19,968	6,112	19,968	19,968	0.00 %
5027001	50200-0	OVERTIME	0	2,040	0	2,040	2,040	0.00 %
5027001	50300-0	PROMOTION COSTS	0	0	0	0	52,225	100.00 %
5027001	50400-0	GROUP HEALTH INSURANCE	73,644	64,109	32,058	64,109	65,928	2.84 %
5027001	50415-0	GROUP LIFE INSURANCE	1,700	2,513	791	2,513	2,601	3.50 %
5027001	50430-0	WORKERS COMP INSURANCE	2,638	2,648	2,648	2,648	2,749	3.81 %
5027001	50500-0	RETIREMENT/MEDICARE TAX	94,995	96,504	40,292	96,504	90,944	-5.76 %
TOTAL PERSONNEL COSTS			607,889	677,918	276,102	677,918	745,327	9.94 %
5027001	50600-0	TRAINING OF PERSONNEL	13,154	27,681	7,280	27,681	32,500	17.41 %
5027001	70000-0	DUES & LICENSES	4,262	2,411	2,027	2,411	5,405	124.18 %
5027001	70200-0	POSTAGE/SHIPPING CHARGES	40	656	91	656	656	0.00 %
5027001	70300-0	PRINTING & BINDING	0	329	234	329	329	0.00 %
5027001	70400-0	PUBLICATION & RECORDATION	0	570	0	570	570	0.00 %
5027001	70500-0	TELECOMMUNICATIONS	2,965	8,000	1,636	8,000	8,000	0.00 %

**LAFAYETTE CONSOLIDATED GOVERNMENT
2023 - 2024 ADOPTED BUDGET
ANNUAL BUDGET BY DEPARTMENT**

UTILITIES DEPARTMENT

CODE	EXPENDITURE	ACTUAL	CUR BUDGET	ACTUAL AT	PROJECTED	ADOPTED	ADOPTED VS	
		FY 21-22	FY 22-23	4/30/2023	FY 22-23	FY 23-24	CURRENT	
5027001	70800-0	TRAVEL & MEETINGS	239	4,208	0	4,208	4,208	0.00 %
5027001	72600-0	TRANSPORTATION	27	4,593	0	4,593	4,593	0.00 %
5027001	72700-0	SUPPLIES & MATERIALS	2,681	3,283	1,353	3,283	3,283	0.00 %
5027001	89510-0	SPECIAL EQUIPMENT CAPITAL	0	12,000	0	12,000	5,000	-58.33 %
TOTAL NON-PERSONNEL COSTS			23,368	63,731	12,621	63,731	64,544	1.28 %
TOTAL FUND 502			631,257	741,649	288,723	741,649	809,871	9.20 %
7005 UT-SS-EMPLOYEE DEVELOPMENT			224,214	255,699	108,226	279,789	244,376	-4.43 %
5027005	50000-0	PERSONNEL SALARIES	83,088	84,315	38,458	84,315	86,003	2.00 %
5027005	50100-0	TEMPORARY EMPLOYEES	13,289	18,096	5,084	18,096	18,096	0.00 %
5027005	50400-0	GROUP HEALTH INSURANCE	11,286	11,624	5,808	11,624	10,952	-5.78 %
5027005	50415-0	GROUP LIFE INSURANCE	350	504	163	504	513	1.79 %
5027005	50430-0	WORKERS COMP INSURANCE	447	455	455	455	464	1.98 %
5027005	50500-0	RETIREMENT/MEDICARE TAX	11,823	11,328	5,329	11,328	11,138	-1.68 %
TOTAL PERSONNEL COSTS			120,283	126,322	55,297	126,322	127,166	0.67 %
5027005	50600-0	TRAINING OF PERSONNEL	95,947	98,705	35,259	98,705	103,900	5.26 %
5027005	70200-0	POSTAGE/SHIPPING CHARGES	0	246	0	246	246	0.00 %
5027005	70300-0	PRINTING & BINDING	0	164	0	164	164	0.00 %
5027005	70500-0	TELECOMMUNICATIONS	85	500	70	500	500	0.00 %
5027005	72700-0	SUPPLIES & MATERIALS	7,899	11,400	3,981	11,400	11,400	0.00 %
5027005	89510-0	SPECIAL EQUIPMENT CAPITAL	0	18,362	13,619	42,452	1,000	-94.55 %
TOTAL NON-PERSONNEL COSTS			103,931	129,377	52,929	153,467	117,210	-9.40 %
TOTAL FUND 502			224,214	255,699	108,226	279,789	244,376	-4.43 %
7006 UT-SS-METER SERVICES			1,240,747	1,935,338	643,011	1,955,338	2,254,131	16.47 %
5027006	50000-0	PERSONNEL SALARIES	572,967	663,128	274,916	663,128	668,447	0.80 %
5027006	50100-0	TEMPORARY EMPLOYEES	35,722	40,000	13,768	40,000	40,000	0.00 %
5027006	50200-0	OVERTIME	117,644	150,000	71,592	150,000	150,000	0.00 %
5027006	50400-0	GROUP HEALTH INSURANCE	113,088	134,030	67,020	134,030	120,742	-9.91 %
5027006	50415-0	GROUP LIFE INSURANCE	2,385	3,844	1,140	3,844	3,884	1.04 %
5027006	50430-0	WORKERS COMP INSURANCE	3,235	3,566	3,566	3,566	3,610	1.23 %
5027006	50500-0	RETIREMENT/MEDICARE TAX	139,691	143,831	67,378	143,831	138,832	-3.48 %
TOTAL PERSONNEL COSTS			984,732	1,138,399	499,380	1,138,399	1,125,515	-1.13 %
5027006	50600-0	TRAINING OF PERSONNEL	0	2,750	0	2,750	8,000	190.91 %
5027006	50800-0	UNIFORMS	8,809	9,500	4,621	9,500	9,500	0.00 %
5027006	63000-0	EQUIPMENT MAINTENANCE	265	8,075	0	8,075	8,075	0.00 %
5027006	70200-0	POSTAGE/SHIPPING CHARGES	0	821	0	821	821	0.00 %
5027006	70300-0	PRINTING & BINDING	282	410	0	410	410	0.00 %
5027006	70500-0	TELECOMMUNICATIONS	28,416	50,600	19,913	50,600	52,560	3.87 %
5027006	70907-0	CONTRACTUAL SERVICES	6,513	192,400	59,173	192,400	654,000	239.92 %
5027006	70912-0	CONTR SERV-CAR LEASES	0	0	0	0	21,500	100.00 %
5027006	72600-0	TRANSPORTATION	92,924	160,000	43,193	160,000	160,000	0.00 %
5027006	72700-0	SUPPLIES & MATERIALS	20,965	23,750	16,731	23,750	23,750	0.00 %
5027006	89510-0	SPECIAL EQUIPMENT CAPITAL	97,841	348,633	0	368,633	190,000	-45.50 %
TOTAL NON-PERSONNEL COSTS			256,015	796,939	143,631	816,939	1,128,616	41.62 %
TOTAL FUND 502			1,240,747	1,935,338	643,011	1,955,338	2,254,131	16.47 %
7007 UT-SS-UTILITY CONSERVATION			54,384	124,543	51,896	131,192	109,581	-12.01 %
5027007	50000-0	PERSONNEL SALARIES	15,248	43,565	19,940	43,565	44,437	2.00 %

**LAFAYETTE CONSOLIDATED GOVERNMENT
2023 - 2024 ADOPTED BUDGET
ANNUAL BUDGET BY DEPARTMENT**

UTILITIES DEPARTMENT

			ACTUAL	CUR BUDGET	ACTUAL AT	PROJECTED	ADOPTED	ADOPTED
CODE	EXPENDITURE		FY 21-22	FY 22-23	4/30/2023	FY 22-23	FY 23-24	VS CURRENT
5027007	50400-0	GROUP HEALTH INSURANCE	5,643	5,812	2,904	5,812	5,476	-5.78 %
5027007	50415-0	GROUP LIFE INSURANCE	33	260	85	260	265	1.92 %
5027007	50430-0	WORKERS COMP INSURANCE	241	235	235	235	240	2.13 %
5027007	50500-0	RETIREMENT/MEDICARE TAX	1,970	5,642	2,576	5,642	5,754	1.99 %
TOTAL PERSONNEL COSTS			23,135	55,514	25,740	55,514	56,172	1.19 %
5027007	50600-0	TRAINING OF PERSONNEL	0	4,227	4,200	4,227	4,227	0.00 %
5027007	70000-0	DUES & LICENSES	2,500	2,375	0	2,375	2,375	0.00 %
5027007	70500-0	TELECOMMUNICATIONS	0	1,720	0	1,720	1,720	0.00 %
5027007	70730-0	TOURISM-CUSTOMER INFO	25,180	27,284	21,825	27,284	27,284	0.00 %
5027007	70907-0	CONTRACTUAL SERVICES	498	5,202	0	5,202	5,202	0.00 %
5027007	72600-0	TRANSPORTATION	153	1,149	131	1,149	1,149	0.00 %
5027007	72700-0	SUPPLIES & MATERIALS	187	6,452	0	6,452	6,452	0.00 %
5027007	89510-0	SPECIAL EQUIPMENT CAPITAL	2,731	20,620	0	27,269	5,000	-75.75 %
TOTAL NON-PERSONNEL COSTS			31,249	69,029	26,156	75,678	53,409	-22.63 %
TOTAL FUND 502			54,384	124,543	51,896	131,192	109,581	-12.01 %
UT-CUSTOMER SERVICE			4,588,783	4,726,203	2,269,399	4,726,203	5,532,702	17.06 %
7011 UT-CUSTOMER SERVICE			4,588,783	4,726,203	2,269,399	4,726,203	5,532,702	17.06 %
5027011	50000-0	PERSONNEL SALARIES	950,630	1,139,963	497,043	1,139,963	1,234,580	8.30 %
5027011	50100-0	TEMPORARY EMPLOYEES	17,101	24,884	921	24,884	24,884	0.00 %
5027011	50200-0	OVERTIME	28,035	58,000	20,233	58,000	58,000	0.00 %
5027011	50300-0	PROMOTION COSTS	0	77,489	0	77,489	78,145	0.85 %
5027011	50400-0	GROUP HEALTH INSURANCE	231,933	238,882	119,442	238,882	219,418	-8.15 %
5027011	50415-0	GROUP LIFE INSURANCE	3,723	6,465	2,062	6,465	7,103	9.87 %
5027011	50430-0	WORKERS COMP INSURANCE	5,542	6,073	6,073	6,073	6,661	9.68 %
5027011	50500-0	RETIREMENT/MEDICARE TAX	187,687	201,585	89,885	201,585	215,509	6.91 %
TOTAL PERSONNEL COSTS			1,424,651	1,753,341	735,659	1,753,341	1,844,300	5.19 %
5027011	50600-0	TRAINING OF PERSONNEL	269	7,050	5,085	7,050	26,500	275.89 %
5027011	50800-0	UNIFORMS	5,956	4,988	1,534	4,988	4,988	0.00 %
5027011	60000-0	BUILDING MAINTENANCE	6,360	5,000	1,382	5,000	7,500	50.00 %
5027011	63000-0	EQUIPMENT MAINTENANCE	3,159	1,325	147	1,325	2,000	50.94 %
5027011	67000-0	UTILITIES	17,762	22,000	7,032	22,000	32,000	45.45 %
5027011	69120-0	RENT	101,951	112,560	107,385	112,560	181,863	61.57 %
5027011	69121-0	RENT-MOSS ST CUSTOMER SERV BLD	0	127,164	70,918	127,164	127,164	0.00 %
5027011	70200-0	POSTAGE/SHIPPING CHARGES	388,890	417,442	160,292	417,442	417,442	0.00 %
5027011	70300-0	PRINTING & BINDING	139,849	194,601	57,047	194,601	194,601	0.00 %
5027011	70400-0	PUBLICATION & RECORDATION	210,218	179,459	93,339	179,459	210,500	17.30 %
5027011	70500-0	TELECOMMUNICATIONS	123,682	135,000	58,637	135,000	159,000	17.78 %
5027011	70907-0	CONTRACTUAL SERVICES	1,877,398	1,692,289	956,588	1,692,289	2,262,094	33.67 %
5027011	70912-0	CONTR SERV-CAR LEASES	0	0	0	0	7,500	100.00 %
5027011	72600-0	TRANSPORTATION	905	1,000	80	1,000	1,000	0.00 %
5027011	72700-0	SUPPLIES & MATERIALS	21,324	26,350	7,418	26,350	38,250	45.16 %
5027011	80250-0	LEASE INTEREST	29,072	0	0	0	0	0.00 %
5027011	80565-0	AMORTIZATION OF LEASE	102,626	0	0	0	0	0.00 %
5027011	89510-0	SPECIAL EQUIPMENT CAPITAL	134,711	46,634	6,856	46,634	16,000	-65.69 %
TOTAL NON-PERSONNEL COSTS			3,164,132	2,972,862	1,533,740	2,972,862	3,688,402	24.07 %
TOTAL FUND 502			4,588,783	4,726,203	2,269,399	4,726,203	5,532,702	17.06 %
UT-ENVIRONMENTAL COMPLIANCE			1,544,838	1,959,171	724,229	1,959,171	1,941,253	-0.91 %
7015 UT-ENVIRONMENTAL COMPLIANCE			1,544,838	1,959,171	724,229	1,959,171	1,941,253	-0.91 %

**LAFAYETTE CONSOLIDATED GOVERNMENT
2023 - 2024 ADOPTED BUDGET
ANNUAL BUDGET BY DEPARTMENT**

UTILITIES DEPARTMENT

CODE	EXPENDITURE	ACTUAL	CUR BUDGET	ACTUAL AT	PROJECTED	ADOPTED	ADOPTED VS	
		FY 21-22	FY 22-23	4/30/2023	FY 22-23	FY 23-24	CURRENT	
5027015	50000-0	PERSONNEL SALARIES	939,626	969,278	444,741	969,278	988,673	2.00 %
5027015	50100-0	TEMPORARY EMPLOYEES	0	24,600	0	24,600	24,600	0.00 %
5027015	50200-0	OVERTIME	5,214	10,200	2,973	10,200	10,200	0.00 %
5027015	50400-0	GROUP HEALTH INSURANCE	147,174	139,842	69,918	139,842	131,748	-5.79 %
5027015	50415-0	GROUP LIFE INSURANCE	3,751	5,566	1,818	5,566	5,647	1.46 %
5027015	50430-0	WORKERS COMP INSURANCE	5,159	5,231	5,231	5,231	5,340	2.08 %
5027015	50500-0	RETIREMENT/MEDICARE TAX	219,882	224,943	102,668	224,943	229,271	1.92 %
TOTAL PERSONNEL COSTS			1,320,806	1,379,660	627,349	1,379,660	1,395,479	1.15 %
5027015	50600-0	TRAINING OF PERSONNEL	17,339	14,250	6,764	14,250	20,000	40.35 %
5027015	50800-0	UNIFORMS	2,558	1,425	266	1,425	2,500	75.44 %
5027015	63000-0	EQUIPMENT MAINTENANCE	3,338	4,701	2,782	4,701	4,701	0.00 %
5027015	70000-0	DUES & LICENSES	710	1,888	995	1,888	1,888	0.00 %
5027015	70200-0	POSTAGE/SHIPPING CHARGES	1,642	2,283	1,139	2,283	2,283	0.00 %
5027015	70300-0	PRINTING & BINDING	643	1,642	658	1,642	1,642	0.00 %
5027015	70400-0	PUBLICATION & RECORDATION	0	475	0	475	475	0.00 %
5027015	70500-0	TELECOMMUNICATIONS	2,077	4,000	1,017	4,000	4,000	0.00 %
5027015	70600-0	TESTING EXPENSE	107,088	118,750	37,973	118,750	125,000	5.26 %
5027015	70800-0	TRAVEL & MEETINGS	0	410	0	410	410	0.00 %
5027015	70902-0	DUPLICATING EQUIPMENT EXPENSES	0	855	0	855	855	0.00 %
5027015	70906-0	REGULATORY FEES & PENALTIES	52	5,840	0	5,840	15,000	156.85 %
5027015	70907-0	CONTRACTUAL SERVICES	31,100	263,500	5,386	263,500	215,000	-18.41 %
5027015	70912-0	CONTR SERV-CAR LEASES	0	0	0	0	26,500	100.00 %
5027015	72600-0	TRANSPORTATION	12,966	13,000	7,196	13,000	13,000	0.00 %
5027015	72700-0	SUPPLIES & MATERIALS	12,815	17,520	7,820	17,520	17,520	0.00 %
5027015	72905-0	LABORATORY SUPPLIES	25,846	31,920	17,395	31,920	35,000	9.65 %
5027015	89510-0	SPECIAL EQUIPMENT CAPITAL	5,858	97,052	7,489	97,052	60,000	-38.18 %
TOTAL NON-PERSONNEL COSTS			224,032	579,511	96,880	579,511	545,774	-5.82 %
TOTAL FUND 502			1,544,838	1,959,171	724,229	1,959,171	1,941,253	-0.91 %
UT-POWER PRODUCTION			137,651,066	120,779,259	51,146,959	120,785,929	105,203,111	-12.90 %
7020 UT-POWER PRODUCTION			137,651,066	120,779,259	51,146,959	120,785,929	105,203,111	-12.90 %
5027020	50000-0	PERSONNEL SALARIES	1,977,220	2,261,885	858,745	2,261,885	2,230,194	-1.40 %
5027020	50100-0	TEMPORARY EMPLOYEES	14,319	25,600	9,294	25,600	25,600	0.00 %
5027020	50200-0	OVERTIME	203,165	253,698	75,873	253,698	248,724	-1.96 %
5027020	50300-0	PROMOTION COSTS	0	20,472	0	20,472	25,068	22.45 %
5027020	50400-0	GROUP HEALTH INSURANCE	300,105	303,227	151,614	303,227	274,610	-9.44 %
5027020	50415-0	GROUP LIFE INSURANCE	8,079	12,063	3,484	12,063	12,064	0.01 %
5027020	50430-0	WORKERS COMP INSURANCE	11,875	12,111	12,111	12,111	12,041	-0.58 %
5027020	50500-0	RETIREMENT/MEDICARE TAX	415,981	425,278	178,711	425,278	418,916	-1.50 %
TOTAL PERSONNEL COSTS			2,930,744	3,314,334	1,289,832	3,314,334	3,247,217	-2.03 %
5027020	50600-0	TRAINING OF PERSONNEL	20,960	40,670	15,840	40,670	60,000	47.53 %
5027020	50800-0	UNIFORMS	17,149	17,237	6,798	17,237	20,000	16.03 %
5027020	60000-0	BUILDING MAINTENANCE	25,697	22,832	7,494	22,832	22,832	0.00 %
5027020	63000-0	EQUIPMENT MAINTENANCE	2,886	27,360	434	27,360	27,360	0.00 %
5027020	63000-71	EQUIP MAINT-DOC BONIN	7,177	23,750	4,234	23,750	23,750	0.00 %
5027020	63000-72	EQUIP MAINT-TJ LABBE	317,107	536,750	178,959	536,750	536,750	0.00 %
5027020	63000-73	EQUIP MAINT-HARGIS HEBERT	448,891	483,750	164,499	483,750	483,750	0.00 %
5027020	64000-72	GENERATOR MAINT-TJ LABBE	83,064	500,000	16,887	500,000	500,000	0.00 %
5027020	64000-73	GENERATOR MAINT-HARGIS-HEBERT	87,533	570,000	0	570,000	570,000	0.00 %
5027020	65000-71	GROUPS MAINT-DOC BONIN	12,231	28,600	8,150	28,600	53,000	85.31 %
5027020	65000-72	GROUPS MAINT-TJ LABBE	5,315	4,120	685	4,120	4,120	0.00 %

**LAFAYETTE CONSOLIDATED GOVERNMENT
2023 - 2024 ADOPTED BUDGET
ANNUAL BUDGET BY DEPARTMENT**

UTILITIES DEPARTMENT

<u>CODE</u>	<u>EXPENDITURE</u>	<u>ACTUAL FY 21-22</u>	<u>CUR BUDGET FY 22-23</u>	<u>ACTUAL AT 4/30/2023</u>	<u>PROJECTED FY 22-23</u>	<u>ADOPTED FY 23-24</u>	<u>ADOPTED VS CURRENT</u>
5027020	65000-73	4,480	4,120	490	4,120	4,120	0.00 %
5027020	66000-0	9,453	6,156	2,362	6,156	7,000	13.71 %
5027020	67000-0	2,317	2,000	1,118	2,000	2,000	0.00 %
5027020	67000-71	82,600	100,000	38,258	100,000	100,000	0.00 %
5027020	67000-72	32,393	50,000	7,056	50,000	50,000	0.00 %
5027020	67000-73	55,863	60,000	8,696	60,000	60,000	0.00 %
5027020	69000-71	20,094	145,240	64,722	145,240	145,240	0.00 %
5027020	69000-72	239,409	356,300	69,515	356,300	356,300	0.00 %
5027020	69000-73	61,464	343,000	74,602	343,000	343,000	0.00 %
5027020	69160-0	569,649	1,851,717	260,472	1,851,717	1,660,877	-10.31 %
5027020	70000-0	155	1,642	98	1,642	1,642	0.00 %
5027020	70200-0	7,231	5,908	1,945	5,908	8,000	35.41 %
5027020	70300-0	360	410	0	410	410	0.00 %
5027020	70400-0	2,642	1,900	0	1,900	1,900	0.00 %
5027020	70500-0	222,757	236,832	110,788	236,832	236,832	0.00 %
5027020	70600-0	0	1,642	393	1,642	1,642	0.00 %
5027020	70600-72	5,692	28,240	9,499	28,240	28,240	0.00 %
5027020	70600-73	14,726	18,240	3,829	18,240	18,240	0.00 %
5027020	70800-0	196	1,642	0	1,642	1,642	0.00 %
5027020	70902-0	26	3,420	26	3,420	3,420	0.00 %
5027020	70907-0	8,892	342,675	70,009	342,675	405,000	18.19 %
5027020	70912-0	0	0	0	0	68,000	100.00 %
5027020	72010-72	30,140	45,000	6,437	45,000	45,000	0.00 %
5027020	72010-73	39,449	50,000	8,254	50,000	50,000	0.00 %
5027020	72030-71	3,533	4,750	1,608	4,750	4,750	0.00 %
5027020	72030-72	42,973	57,000	25,015	57,000	57,000	0.00 %
5027020	72030-73	33,383	57,750	35,001	57,750	57,750	0.00 %
5027020	72100-0	0	821	0	821	821	0.00 %
5027020	72100-71	0	4,560	0	4,560	4,560	0.00 %
5027020	72100-72	23,311	44,688	21,020	44,688	50,688	13.43 %
5027020	72100-73	12,858	44,688	23,561	44,688	50,688	13.43 %
5027020	72600-0	38,536	33,754	15,300	33,754	33,754	0.00 %
5027020	72700-0	61,147	66,500	20,749	66,500	66,500	0.00 %
5027020	72905-0	3,510	7,600	1,219	7,600	7,600	0.00 %
5027020	79010-0	14,761,119	13,554,425	2,472,721	13,554,425	22,658,740	67.17 %
5027020	79020-0	57,135,203	84,791,508	28,051,997	84,791,508	75,050,376	-11.49 %
5027020	79030-0	15,428,287	3,958,198	3,019,787	3,958,198	2,521,501	-36.30 %
5027020	79031-0	121,965,100	104,531,709	32,343,109	104,531,709	103,416,685	-1.07 %
5027020	79031-80	(77,278,285)	(95,820,304)	(17,345,683)	(95,820,304)	107,994,086)	12.70 %
5027020	89510-0	51,649	216,125	29,174	222,795	68,500	-68.31 %
TOTAL NON-PERSONNEL COSTS		134,720,322	117,464,925	49,857,127	117,471,595	101,955,894	-13.20 %
TOTAL FUND 502		137,651,066	120,779,259	51,146,959	120,785,929	105,203,111	-12.90 %
UT-ELECTRIC OPERATIONS		17,135,971	20,801,166	8,167,435	20,440,864	22,135,436	6.41 %
7030 UT-EO-ADMINISTRATION/MGMT		265,573	267,027	113,485	267,027	270,572	1.33 %
5027030	50000-0	169,574	170,979	68,921	170,979	175,231	2.49 %
5027030	50100-0	0	3,525	0	3,525	3,525	0.00 %
5027030	50200-0	9,659	0	2,120	0	0	0.00 %
5027030	50400-0	16,986	17,495	8,748	17,495	22,012	25.82 %
5027030	50415-0	567	580	220	580	589	1.55 %
5027030	50430-0	906	923	923	923	947	2.60 %
5027030	50500-0	52,556	52,941	21,332	52,941	47,684	-9.93 %

**LAFAYETTE CONSOLIDATED GOVERNMENT
2023 - 2024 ADOPTED BUDGET
ANNUAL BUDGET BY DEPARTMENT**

UTILITIES DEPARTMENT

CODE	EXPENDITURE	ACTUAL	CUR BUDGET	ACTUAL AT	PROJECTED	ADOPTED	ADOPTED VS
		FY 21-22	FY 22-23	4/30/2023	FY 22-23	FY 23-24	CURRENT
TOTAL PERSONNEL COSTS		250,248	246,443	102,264	246,443	249,988	1.44 %
5027030	50600-0	640	2,736	2,710	2,736	2,736	0.00 %
5027030	63000-0	0	410	0	410	410	0.00 %
5027030	70000-0	175	329	0	329	329	0.00 %
5027030	70200-0	0	164	0	164	164	0.00 %
5027030	70300-0	0	902	0	902	902	0.00 %
5027030	70400-0	539	1,045	466	1,045	1,045	0.00 %
5027030	70500-0	5,471	6,000	2,690	6,000	6,000	0.00 %
5027030	70800-0	7,500	7,125	4,632	7,125	7,125	0.00 %
5027030	72600-0	0	689	0	689	689	0.00 %
5027030	72700-0	1,000	1,184	723	1,184	1,184	0.00 %
TOTAL NON-PERSONNEL COSTS		15,325	20,584	11,221	20,584	20,584	0.00 %
TOTAL FUND 502		265,573	267,027	113,485	267,027	270,572	1.33 %
7032 UT-EO-TRANSMISSION/DISTRBTN		10,555,693	12,725,192	4,749,739	12,336,824	13,190,191	3.65 %
5027032	50000-0	2,889,143	3,360,433	1,277,035	3,360,433	3,371,747	0.34 %
5027032	50100-0	68,938	101,861	44,702	101,861	132,614	30.19 %
5027032	50200-0	361,927	600,000	149,122	600,000	600,000	0.00 %
5027032	50300-0	0	112,390	0	112,390	114,239	1.65 %
5027032	50400-0	464,493	425,869	212,934	425,869	384,616	-9.69 %
5027032	50415-0	11,771	15,776	5,252	15,776	15,648	-0.81 %
5027032	50430-0	19,201	18,063	18,063	18,063	18,210	0.81 %
5027032	50500-0	677,044	692,398	289,125	692,398	687,618	-0.69 %
TOTAL PERSONNEL COSTS		4,492,517	5,326,790	1,996,233	5,326,790	5,324,692	-0.04 %
5027032	50600-0	86,725	55,654	44,711	55,654	80,000	43.75 %
5027032	50800-0	38,004	44,853	3,810	44,853	50,000	11.48 %
5027032	63000-0	38,031	53,994	7,447	53,994	38,000	-29.62 %
5027032	70000-0	962	985	506	985	1,200	21.83 %
5027032	70200-0	992	575	405	575	575	0.00 %
5027032	70400-0	921	950	0	950	950	0.00 %
5027032	70500-0	137,006	133,240	64,104	133,240	133,240	0.00 %
5027032	70800-0	9,012	20,602	7,261	20,602	20,602	0.00 %
5027032	70907-0	3,534,047	3,399,789	2,023,193	3,399,789	4,250,122	25.01 %
5027032	70907-7009	718,024	0	58,181	0	0	0.00 %
5027032	70912-0	0	0	0	0	267,000	100.00 %
5027032	72100-0	259	410	0	410	410	0.00 %
5027032	72600-0	498,940	470,000	250,988	470,000	470,000	0.00 %
5027032	72700-0	425,925	400,000	207,455	400,000	420,000	5.00 %
5027032	89510-0	574,328	2,817,350	85,445	2,428,982	2,133,400	-24.28 %
TOTAL NON-PERSONNEL COSTS		6,063,176	7,398,402	2,753,506	7,010,034	7,865,499	6.31 %
TOTAL FUND 502		10,555,693	12,725,192	4,749,739	12,336,824	13,190,191	3.65 %
7033 UT-EO-ENERGY CONTROL		3,458,644	4,097,882	1,870,059	4,097,882	3,730,019	-8.98 %
5027033	50000-0	1,747,259	1,941,368	874,879	1,941,368	1,552,191	-20.05 %
5027033	50100-0	5,952	65,903	9,489	65,903	65,903	0.00 %
5027033	50200-0	215,404	192,495	93,043	192,495	177,519	-7.78 %
5027033	50300-0	0	29,659	0	29,659	8,417	-71.62 %
5027033	50400-0	209,646	280,156	140,076	280,156	197,892	-29.36 %
5027033	50415-0	6,888	9,926	3,649	9,926	7,647	-22.96 %
5027033	50430-0	8,764	10,360	10,360	10,360	8,383	-19.08 %

**LAFAYETTE CONSOLIDATED GOVERNMENT
2023 - 2024 ADOPTED BUDGET
ANNUAL BUDGET BY DEPARTMENT**

UTILITIES DEPARTMENT

<u>CODE</u>		<u>EXPENDITURE</u>	<u>ACTUAL FY 21-22</u>	<u>CUR BUDGET FY 22-23</u>	<u>ACTUAL AT 4/30/2023</u>	<u>PROJECTED FY 22-23</u>	<u>ADOPTED FY 23-24</u>	<u>ADOPTED VS CURRENT</u>
5027033	50500-0	RETIREMENT/MEDICARE TAX	418,778	445,203	205,668	445,203	347,666	-21.91 %
TOTAL PERSONNEL COSTS			2,612,691	2,975,070	1,337,164	2,975,070	2,365,618	-20.49 %
5027033	50600-0	TRAINING OF PERSONNEL	19,293	48,870	14,328	48,870	67,232	37.57 %
5027033	50800-0	UNIFORMS	4,753	7,600	1,103	7,600	5,000	-34.21 %
5027033	60000-0	BUILDING MAINTENANCE	4,047	4,750	0	4,750	4,750	0.00 %
5027033	63000-0	EQUIPMENT MAINTENANCE	194,784	105,070	10,933	105,070	150,770	43.49 %
5027033	64000-0	GENERATOR MAINTENANCE	0	1,900	0	1,900	1,900	0.00 %
5027033	69120-0	RENT	0	1,800	0	1,800	1,800	0.00 %
5027033	70000-0	DUES & LICENSES	4,048	4,289	2,369	4,289	4,885	13.90 %
5027033	70200-0	POSTAGE/SHIPPING CHARGES	175	656	0	656	656	0.00 %
5027033	70400-0	PUBLICATION & RECORDATION	429	2,850	0	2,850	2,850	0.00 %
5027033	70500-0	TELECOMMUNICATIONS	509,361	472,860	242,233	472,860	568,216	20.17 %
5027033	70600-0	TESTING EXPENSE	0	1,642	0	1,642	1,642	0.00 %
5027033	70800-0	TRAVEL & MEETINGS	1,468	12,150	10,602	12,150	17,000	39.92 %
5027033	70907-0	CONTRACTUAL SERVICES	30,922	321,900	223,199	321,900	406,200	26.19 %
5027033	70912-0	CONTR SERV-CAR LEASES	0	0	0	0	46,000	100.00 %
5027033	72600-0	TRANSPORTATION	37,921	36,500	17,801	36,500	26,500	-27.40 %
5027033	72700-0	SUPPLIES & MATERIALS	18,670	36,860	10,327	36,860	30,000	-18.61 %
5027033	89510-0	SPECIAL EQUIPMENT CAPITAL	20,082	63,115	0	63,115	29,000	-54.05 %
TOTAL NON-PERSONNEL COSTS			845,953	1,122,812	532,895	1,122,812	1,364,401	21.52 %
TOTAL FUND 502			3,458,644	4,097,882	1,870,059	4,097,882	3,730,019	-8.98 %
7034 UT-EO-SUBSTATION/COMMUNICATION			1,514,200	1,992,258	682,942	2,005,324	2,170,304	8.94 %
5027034	50000-0	PERSONNEL SALARIES	502,533	639,383	231,459	639,383	509,033	-20.39 %
5027034	50100-0	TEMPORARY EMPLOYEES	0	9,000	12,048	9,000	0	-100.00 %
5027034	50200-0	OVERTIME	41,614	75,000	14,462	75,000	75,000	0.00 %
5027034	50300-0	PROMOTION COSTS	0	14,539	0	14,539	2,445	-83.18 %
5027034	50400-0	GROUP HEALTH INSURANCE	62,301	87,534	43,770	87,534	65,982	-24.62 %
5027034	50415-0	GROUP LIFE INSURANCE	2,087	3,244	960	3,244	2,553	-21.30 %
5027034	50430-0	WORKERS COMP INSURANCE	2,668	3,442	3,442	3,442	2,749	-20.13 %
5027034	50500-0	RETIREMENT/MEDICARE TAX	115,142	131,559	53,189	131,559	87,980	-33.13 %
TOTAL PERSONNEL COSTS			726,345	963,701	359,330	963,701	745,742	-22.62 %
5027034	50600-0	TRAINING OF PERSONNEL	1,609	6,120	3,553	6,120	10,000	63.40 %
5027034	50800-0	UNIFORMS	7,383	14,250	646	14,250	14,250	0.00 %
5027034	60000-0	BUILDING MAINTENANCE	5,355	10,250	10,144	10,250	15,000	46.34 %
5027034	63000-0	EQUIPMENT MAINTENANCE	12,634	15,000	1,805	15,000	20,000	33.33 %
5027034	67000-0	UTILITIES	68,671	45,000	21,511	45,000	55,000	22.22 %
5027034	70000-0	DUES & LICENSES	781	1,052	0	1,052	1,052	0.00 %
5027034	70200-0	POSTAGE/SHIPPING CHARGES	506	410	79	410	410	0.00 %
5027034	70400-0	PUBLICATION & RECORDATION	349	950	0	950	950	0.00 %
5027034	70500-0	TELECOMMUNICATIONS	382,591	376,400	191,730	376,400	394,400	4.78 %
5027034	70600-0	TESTING EXPENSE	17,000	23,750	2,053	23,750	25,000	5.26 %
5027034	70800-0	TRAVEL & MEETINGS	737	7,550	203	7,550	9,000	19.21 %
5027034	70907-0	CONTRACTUAL SERVICES	169,196	205,000	41,690	205,000	245,000	19.51 %
5027034	70912-0	CONTR SERV-CAR LEASES	0	0	0	0	42,500	100.00 %
5027034	72100-0	EQUIPMENT RENTAL	1,689	1,642	944	1,642	2,000	21.80 %
5027034	72600-0	TRANSPORTATION	31,552	34,800	12,226	34,800	30,000	-13.79 %
5027034	72700-0	SUPPLIES & MATERIALS	34,851	80,000	19,635	80,000	30,000	-62.50 %
5027034	89510-0	SPECIAL EQUIPMENT CAPITAL	52,951	206,383	17,393	219,449	530,000	156.80 %
TOTAL NON-PERSONNEL COSTS			787,855	1,028,557	323,612	1,041,623	1,424,562	38.50 %

**LAFAYETTE CONSOLIDATED GOVERNMENT
2023 - 2024 ADOPTED BUDGET
ANNUAL BUDGET BY DEPARTMENT**

UTILITIES DEPARTMENT

CODE	EXPENDITURE	ACTUAL	CUR BUDGET	ACTUAL AT	PROJECTED	ADOPTED	ADOPTED VS	
		FY 21-22	FY 22-23	4/30/2023	FY 22-23	FY 23-24	CURRENT	
TOTAL FUND 502		1,514,200	1,992,258	682,942	2,005,324	2,170,304	8.94 %	
7035 UT-EO-FACILITIES MANAGEMENT		1,341,861	1,718,807	751,210	1,733,807	1,692,390	-1.54 %	
5027035	50000-0	PERSONNEL SALARIES	386,683	404,129	169,519	404,129	410,227	1.51 %
5027035	50100-0	TEMPORARY EMPLOYEES	27,172	59,459	11,900	59,459	69,148	16.30 %
5027035	50200-0	OVERTIME	14,378	39,500	2,344	39,500	14,720	-62.73 %
5027035	50400-0	GROUP HEALTH INSURANCE	96,216	87,357	43,680	87,357	93,362	6.87 %
5027035	50415-0	GROUP LIFE INSURANCE	1,515	2,320	705	2,320	2,419	4.27 %
5027035	50430-0	WORKERS COMP INSURANCE	2,175	2,183	2,183	2,183	2,216	1.51 %
5027035	50500-0	RETIREMENT/MEDICARE TAX	88,681	92,837	40,450	92,837	78,766	-15.16 %
TOTAL PERSONNEL COSTS		616,820	687,785	270,781	687,785	670,858	-2.46 %	
5027035	50800-0	UNIFORMS	3,747	4,655	1,274	4,655	4,655	0.00 %
5027035	60000-0	BUILDING MAINTENANCE	25,555	22,800	9,560	22,800	26,000	14.04 %
5027035	63000-0	EQUIPMENT MAINTENANCE	1,429	5,605	5,470	5,605	7,000	24.89 %
5027035	65000-0	GROUPS MAINTENANCE	77,676	114,000	32,527	114,000	120,000	5.26 %
5027035	66000-0	JANITORIAL SUPPLIES & SERVICES	129,272	200,500	77,309	200,500	205,000	2.24 %
5027035	69120-0	RENT	737	2,800	0	2,800	0	-100.00 %
5027035	70200-0	POSTAGE/SHIPPING CHARGES	0	82	0	82	82	0.00 %
5027035	70300-0	PRINTING & BINDING	1,025	1,642	181	1,642	1,642	0.00 %
5027035	70500-0	TELECOMMUNICATIONS	1,313	2,000	696	2,000	2,000	0.00 %
5027035	70800-0	TRAVEL & MEETINGS	2,270	1,180	220	1,180	2,500	111.86 %
5027035	70902-0	DUPLICATING EQUIPMENT EXPENSES	349	427	0	427	427	0.00 %
5027035	70907-0	CONTRACTUAL SERVICES	452,475	516,600	273,749	516,600	592,840	14.76 %
5027035	70907-7009	CONTR SERV-HURRICANE IDA 2021	0	0	36,568	0	0	0.00 %
5027035	70912-0	CONTR SERV-CAR LEASES	0	0	0	0	16,000	100.00 %
5027035	72600-0	TRANSPORTATION	12,968	21,886	7,827	21,886	21,886	0.00 %
5027035	72700-0	SUPPLIES & MATERIALS	16,225	15,675	3,260	15,675	16,500	5.26 %
5027035	89510-0	SPECIAL EQUIPMENT CAPITAL	0	121,170	31,788	136,170	5,000	-95.87 %
TOTAL NON-PERSONNEL COSTS		725,041	1,031,022	480,429	1,046,022	1,021,532	-0.92 %	
TOTAL FUND 502		1,341,861	1,718,807	751,210	1,733,807	1,692,390	-1.54 %	
7036 UT-EO-DISTRIBUTION TRANSFORMERS		0	0	0	0	357,814	100.00 %	
5027036	50000-0	PERSONNEL SALARIES	0	0	0	0	132,016	100.00 %
5027036	50100-0	TEMPORARY EMPLOYEES	0	0	0	0	27,000	100.00 %
5027036	50200-0	OVERTIME	0	0	0	0	9,516	100.00 %
5027036	50300-0	PROMOTION COSTS	0	0	0	0	9,768	100.00 %
5027036	50400-0	GROUP HEALTH INSURANCE	0	0	0	0	22,012	100.00 %
5027036	50415-0	GROUP LIFE INSURANCE	0	0	0	0	693	100.00 %
5027036	50430-0	WORKERS COMP INSURANCE	0	0	0	0	713	100.00 %
5027036	50500-0	RETIREMENT/MEDICARE TAX	0	0	0	0	17,096	100.00 %
TOTAL PERSONNEL COSTS		0	0	0	0	0	218,814	100.00 %
5027036	50600-0	TRAINING OF PERSONNEL	0	0	0	0	3,000	100.00 %
5027036	50800-0	UNIFORMS	0	0	0	0	5,000	100.00 %
5027036	60000-0	BUILDING MAINTENANCE	0	0	0	0	5,000	100.00 %
5027036	63000-0	EQUIPMENT MAINTENANCE	0	0	0	0	10,000	100.00 %
5027036	64000-0	GENERATOR MAINTENANCE	0	0	0	0	5,000	100.00 %
5027036	70500-0	TELECOMMUNICATIONS	0	0	0	0	2,000	100.00 %
5027036	70600-0	TESTING EXPENSE	0	0	0	0	2,000	100.00 %
5027036	70907-0	CONTRACTUAL SERVICES	0	0	0	0	5,000	100.00 %
5027036	72600-0	TRANSPORTATION	0	0	0	0	10,000	100.00 %
5027036	72700-0	SUPPLIES & MATERIALS	0	0	0	0	30,000	100.00 %

**LAFAYETTE CONSOLIDATED GOVERNMENT
2023 - 2024 ADOPTED BUDGET
ANNUAL BUDGET BY DEPARTMENT**

UTILITIES DEPARTMENT

<u>CODE</u>	<u>EXPENDITURE</u>	<u>ACTUAL FY 21-22</u>	<u>CUR BUDGET FY 22-23</u>	<u>ACTUAL AT 4/30/2023</u>	<u>PROJECTED FY 22-23</u>	<u>ADOPTED FY 23-24</u>	<u>ADOPTED VS CURRENT</u>
5027036	89510-0	0	0	0	0	62,000	100.00 %
TOTAL NON-PERSONNEL COSTS		0	0	0	0	139,000	100.00 %
TOTAL FUND 502		0	0	0	0	357,814	100.00 %
7037 UT-EO-ELECTRIC METERS		0	0	0	0	724,146	100.00 %
5027037	50000-0	0	0	0	0	398,764	100.00 %
5027037	50200-0	0	0	0	0	28,841	100.00 %
5027037	50300-0	0	0	0	0	19,545	100.00 %
5027037	50400-0	0	0	0	0	54,976	100.00 %
5027037	50415-0	0	0	0	0	2,167	100.00 %
5027037	50430-0	0	0	0	0	2,154	100.00 %
5027037	50500-0	0	0	0	0	91,699	100.00 %
TOTAL PERSONNEL COSTS		0	0	0	0	598,146	100.00 %
5027037	50600-0	0	0	0	0	10,000	100.00 %
5027037	50800-0	0	0	0	0	15,000	100.00 %
5027037	70500-0	0	0	0	0	5,000	100.00 %
5027037	70600-0	0	0	0	0	2,000	100.00 %
5027037	70800-0	0	0	0	0	3,000	100.00 %
5027037	70907-0	0	0	0	0	5,000	100.00 %
5027037	72600-0	0	0	0	0	25,000	100.00 %
5027037	72700-0	0	0	0	0	10,000	100.00 %
5027037	89510-0	0	0	0	0	51,000	100.00 %
TOTAL NON-PERSONNEL COSTS		0	0	0	0	126,000	100.00 %
TOTAL FUND 502		0	0	0	0	724,146	100.00 %
UT-WATER OPERATIONS		9,303,109	9,906,556	4,539,762	9,925,185	12,279,072	23.95 %
7040 UT-WTR-PRODUCTION/ADMIN		6,112,536	6,036,435	3,115,826	6,036,435	7,469,540	23.74 %
5027040	50000-0	1,094,083	1,118,564	522,287	1,118,564	1,296,973	15.95 %
5027040	50100-0	3,264	38,728	7,881	38,728	38,728	0.00 %
5027040	50200-0	368,545	295,800	164,747	295,800	360,000	21.70 %
5027040	50300-0	0	13,575	0	13,575	22,362	64.73 %
5027040	50400-0	198,075	215,752	107,874	215,752	219,742	1.85 %
5027040	50415-0	4,412	6,931	2,171	6,931	7,581	9.38 %
5027040	50430-0	5,951	6,036	6,036	6,036	7,006	16.07 %
5027040	50500-0	258,539	221,801	116,900	221,801	246,670	11.21 %
TOTAL PERSONNEL COSTS		1,932,869	1,917,187	927,896	1,917,187	2,199,062	14.70 %
5027040	50600-0	17,050	12,240	2,425	12,240	12,240	0.00 %
5027040	50800-0	5,929	10,670	4,523	10,670	10,670	0.00 %
5027040	60000-0	2,750	4,700	1,290	4,700	4,700	0.00 %
5027040	63000-0	112,243	123,120	46,038	123,120	123,120	0.00 %
5027040	65000-0	38,863	54,150	11,046	54,150	60,000	10.80 %
5027040	66000-0	6,365	7,208	2,070	7,208	7,208	0.00 %
5027040	67000-0	9,967	12,000	8,725	12,000	18,000	50.00 %
5027040	67090-0	1,695,892	1,400,000	668,156	1,400,000	1,900,000	35.71 %
5027040	70000-0	29,761	29,632	28,208	29,632	29,632	0.00 %
5027040	70200-0	125	287	89	287	287	0.00 %
5027040	70300-0	113	329	60	329	329	0.00 %
5027040	70400-0	653	1,045	669	1,045	1,045	0.00 %
5027040	70500-0	80,466	88,400	45,468	88,400	106,400	20.36 %
5027040	70800-0	2,876	4,104	1,206	4,104	4,104	0.00 %

**LAFAYETTE CONSOLIDATED GOVERNMENT
2023 - 2024 ADOPTED BUDGET
ANNUAL BUDGET BY DEPARTMENT**

UTILITIES DEPARTMENT

CODE	EXPENDITURE	ACTUAL	CUR BUDGET	ACTUAL AT	PROJECTED	ADOPTED	ADOPTED VS
		FY 21-22	FY 22-23	4/30/2023	FY 22-23	FY 23-24	CURRENT
5027040	70902-0	0	1,231	0	1,231	1,231	0.00 %
5027040	70907-0	295,027	340,500	113,418	340,500	375,500	10.28 %
5027040	72010-0	1,622,237	1,700,000	1,121,096	1,700,000	2,400,000	41.18 %
5027040	72100-0	8,453	8,208	7,450	8,208	8,208	0.00 %
5027040	72600-0	87,133	75,000	24,833	75,000	80,000	6.67 %
5027040	72700-0	75,400	94,804	43,313	94,804	94,804	0.00 %
5027040	89510-0	88,364	151,620	57,847	151,620	33,000	-78.24 %
TOTAL NON-PERSONNEL COSTS		4,179,667	4,119,248	2,187,930	4,119,248	5,270,478	27.95 %
TOTAL FUND 502		6,112,536	6,036,435	3,115,826	6,036,435	7,469,540	23.74 %
7045 UT-WTR-DISTRIBUTION		3,190,573	3,870,121	1,423,936	3,888,750	4,809,532	24.27 %
5027045	50000-0	1,325,817	1,585,188	621,953	1,585,188	1,669,720	5.33 %
5027045	50100-0	37,466	128,196	11,208	128,196	102,655	-19.92 %
5027045	50200-0	216,328	186,837	131,389	186,837	250,000	33.81 %
5027045	50400-0	350,892	302,755	151,380	302,755	329,424	8.81 %
5027045	50415-0	5,196	9,234	2,578	9,234	9,864	6.82 %
5027045	50430-0	8,499	8,446	8,446	8,446	9,013	6.71 %
5027045	50500-0	341,311	366,856	157,481	366,856	365,651	-0.33 %
TOTAL PERSONNEL COSTS		2,285,509	2,587,512	1,084,435	2,587,512	2,736,327	5.75 %
5027045	50600-0	250	13,250	0	13,250	13,250	0.00 %
5027045	50800-0	8,915	11,354	3,309	11,354	11,354	0.00 %
5027045	63000-0	406	2,141	1,250	2,141	4,000	86.83 %
5027045	66000-0	0	0	0	0	10,000	100.00 %
5027045	67000-0	7,533	7,000	2,707	7,000	14,000	100.00 %
5027045	70000-0	450	1,642	400	1,642	1,642	0.00 %
5027045	70200-0	0	6,150	0	6,150	6,150	0.00 %
5027045	70300-0	1,397	2,565	1,700	2,565	4,136	61.25 %
5027045	70500-0	18,634	20,000	9,841	20,000	25,000	25.00 %
5027045	70800-0	2,695	2,873	0	2,873	2,873	0.00 %
5027045	70907-0	95,825	124,600	46,891	124,600	861,600	591.49 %
5027045	70912-0	0	0	0	0	58,000	100.00 %
5027045	72100-0	10,320	19,000	6,170	19,000	19,000	0.00 %
5027045	72600-0	324,024	285,000	128,001	285,000	285,000	0.00 %
5027045	72700-0	166,203	250,000	84,493	250,000	250,000	0.00 %
5027045	89510-0	268,412	537,034	54,739	555,663	507,200	-5.56 %
TOTAL NON-PERSONNEL COSTS		905,064	1,282,609	339,501	1,301,238	2,073,205	61.64 %
TOTAL FUND 502		3,190,573	3,870,121	1,423,936	3,888,750	4,809,532	24.27 %
UT-WASTEWATER OPERATIONS		13,730,941	15,232,047	5,556,755	15,427,943	15,548,373	2.08 %
7060 UT-WW-TREATMENT/ADMINISTRATION		9,222,082	9,867,595	4,115,974	9,978,274	10,466,065	6.07 %
5027060	50000-0	2,714,673	2,801,540	1,239,632	2,801,540	2,792,491	-0.32 %
5027060	50100-0	13,332	23,000	0	23,000	23,000	0.00 %
5027060	50200-0	726,821	710,448	332,505	710,448	710,448	0.00 %
5027060	50300-0	0	31,152	0	31,152	50,487	62.07 %
5027060	50400-0	492,480	495,495	247,746	495,495	450,220	-9.14 %
5027060	50415-0	11,037	16,430	5,010	16,430	16,456	0.16 %
5027060	50430-0	15,015	15,105	15,105	15,105	15,081	-0.16 %
5027060	50500-0	710,454	679,732	312,567	679,732	640,647	-5.75 %
TOTAL PERSONNEL COSTS		4,683,812	4,772,902	2,152,565	4,772,902	4,698,830	-1.55 %
5027060	50600-0	10,487	16,240	4,123	16,240	16,240	0.00 %

**LAFAYETTE CONSOLIDATED GOVERNMENT
2023 - 2024 ADOPTED BUDGET
ANNUAL BUDGET BY DEPARTMENT**

UTILITIES DEPARTMENT

<u>CODE</u>	<u>EXPENDITURE</u>	<u>ACTUAL FY 21-22</u>	<u>CUR BUDGET FY 22-23</u>	<u>ACTUAL AT 4/30/2023</u>	<u>PROJECTED FY 22-23</u>	<u>ADOPTED FY 23-24</u>	<u>ADOPTED VS CURRENT</u>	
5027060	50800-0	UNIFORMS	11,574	12,312	673	12,312	12,312	0.00 %
5027060	60000-0	BUILDING MAINTENANCE	0	2,104	0	2,104	2,104	0.00 %
5027060	63000-0	EQUIPMENT MAINTENANCE	5,156	4,500	3,735	4,500	5,000	11.11 %
5027060	63000-70	EQUIP MAINT-SOUTH PLANT	22,346	22,800	9,432	22,800	25,000	9.65 %
5027060	63000-74	EQUIP MAINT-EAST PLANT	16,219	29,260	28,217	29,260	50,000	70.88 %
5027060	63000-75	EQUIP MAINT-AMB CAFF PLT	13,731	22,800	521	22,800	22,800	0.00 %
5027060	63000-76	EQUIP MAINT-NE PLANT	3,199	13,680	12,034	13,680	24,000	75.44 %
5027060	63000-77	EQUIP MAINT-LIFT STATIONS	36,951	38,000	12,989	38,000	38,000	0.00 %
5027060	65000-0	GROUNDS MAINTENANCE	14,034	27,500	0	27,500	27,500	0.00 %
5027060	66000-0	JANITORIAL SUPPLIES & SERVICES	0	2,104	0	2,104	2,104	0.00 %
5027060	67000-0	UTILITIES	149,719	95,000	55,888	95,000	165,000	73.68 %
5027060	67090-0	POWER SERVICES	2,101,756	1,800,000	927,916	1,800,000	2,500,000	38.89 %
5027060	69120-0	RENT	1,544	3,000	136	3,000	3,000	0.00 %
5027060	70000-0	DUES & LICENSES	1,334	2,791	0	2,791	2,791	0.00 %
5027060	70200-0	POSTAGE/SHIPPING CHARGES	0	821	0	821	821	0.00 %
5027060	70300-0	PRINTING & BINDING	0	492	0	492	492	0.00 %
5027060	70400-0	PUBLICATION & RECORDATION	1,154	1,520	568	1,520	1,520	0.00 %
5027060	70500-0	TELECOMMUNICATIONS	79,408	84,000	39,979	84,000	100,800	20.00 %
5027060	70800-0	TRAVEL & MEETINGS	0	2,650	0	2,650	2,650	0.00 %
5027060	70902-0	DUPLICATING EQUIPMENT EXPENSES	0	1,565	0	1,565	1,565	0.00 %
5027060	70906-0	REGULATORY FEES & PENALTIES	6,615	50,350	3,911	50,350	50,350	0.00 %
5027060	70907-0	CONTRACTUAL SERVICES	133,324	189,000	76,504	189,000	189,000	0.00 %
5027060	70912-0	CONTR SERV-CAR LEASES	0	0	0	0	171,500	100.00 %
5027060	72010-0	CHEMICAL TREATMENT SUPPLY	599,027	600,000	351,133	600,000	900,000	50.00 %
5027060	72030-70	SUP & MAT-SOUTH PLANT	96,979	152,000	45,033	152,000	152,000	0.00 %
5027060	72030-74	SUP & MAT-EAST PLANT	28,514	47,500	8,685	47,500	47,500	0.00 %
5027060	72030-75	SUP & MAT-AMB CAFF PLT	27,200	47,500	29,748	47,500	60,000	26.32 %
5027060	72030-76	SUP & MAT-NE PLANT	13,499	14,250	3,315	14,250	14,250	0.00 %
5027060	72030-77	SUP & MAT-LIFT STATIONS	142,902	123,500	70,600	123,500	145,000	17.41 %
5027060	72100-0	EQUIPMENT RENTAL	28,655	47,500	16,313	47,500	47,500	0.00 %
5027060	72600-0	TRANSPORTATION	417,932	330,000	184,577	330,000	420,000	27.27 %
5027060	72700-0	SUPPLIES & MATERIALS	35,767	36,936	13,510	36,936	36,936	0.00 %
5027060	72905-0	LABORATORY SUPPLIES	0	547	0	547	1,500	174.22 %
5027060	89510-0	SPECIAL EQUIPMENT CAPITAL	539,244	1,272,471	63,869	1,383,150	528,000	-58.51 %
TOTAL NON-PERSONNEL COSTS			4,538,270	5,094,693	1,963,409	5,205,372	5,767,235	13.20 %
TOTAL FUND 502			9,222,082	9,867,595	4,115,974	9,978,274	10,466,065	6.07 %
7065 UT-WW-COLLECTION			4,508,859	5,364,452	1,440,781	5,449,669	5,082,308	-5.26 %
5027065	50000-0	PERSONNEL SALARIES	1,304,095	1,501,080	596,916	1,501,080	1,531,430	2.02 %
5027065	50100-0	TEMPORARY EMPLOYEES	12,914	23,000	5,872	23,000	23,000	0.00 %
5027065	50200-0	OVERTIME	245,625	300,000	139,373	300,000	300,000	0.00 %
5027065	50400-0	GROUP HEALTH INSURANCE	294,291	314,851	157,428	314,851	291,092	-7.55 %
5027065	50415-0	GROUP LIFE INSURANCE	5,544	8,714	2,483	8,714	8,898	2.11 %
5027065	50430-0	WORKERS COMP INSURANCE	7,835	8,063	8,063	8,063	8,267	2.53 %
5027065	50500-0	RETIREMENT/MEDICARE TAX	335,541	354,009	149,661	354,009	346,193	-2.21 %
TOTAL PERSONNEL COSTS			2,205,845	2,509,717	1,059,796	2,509,717	2,508,880	-0.03 %
5027065	50600-0	TRAINING OF PERSONNEL	3,347	23,712	4,235	23,712	23,712	0.00 %
5027065	50800-0	UNIFORMS	11,647	15,808	1,050	15,808	15,808	0.00 %
5027065	63000-0	EQUIPMENT MAINTENANCE	3,944	8,208	168	8,208	8,500	3.56 %
5027065	70000-0	DUES & LICENSES	1,276	1,149	270	1,149	1,149	0.00 %
5027065	70200-0	POSTAGE/SHIPPING CHARGES	0	1,237	0	1,237	1,237	0.00 %
5027065	70300-0	PRINTING & BINDING	0	246	0	246	246	0.00 %

**LAFAYETTE CONSOLIDATED GOVERNMENT
2023 - 2024 ADOPTED BUDGET
ANNUAL BUDGET BY DEPARTMENT**

UTILITIES DEPARTMENT

CODE	EXPENDITURE	ACTUAL	CUR BUDGET	ACTUAL AT	PROJECTED	ADOPTED	ADOPTED VS
		FY 21-22	FY 22-23	4/30/2023	FY 22-23	FY 23-24	CURRENT
5027065	70400-0	0	475	0	475	475	0.00 %
5027065	70500-0	13,518	16,000	6,747	16,000	16,000	0.00 %
5027065	70902-0	0	427	0	427	427	0.00 %
5027065	70907-0	1,342,581	1,406,650	37,443	1,406,650	1,406,650	0.00 %
5027065	70912-0	0	0	0	0	45,000	100.00 %
5027065	72010-0	0	20,000	19,880	20,000	25,000	25.00 %
5027065	72100-0	3,027	12,312	3,100	12,312	15,000	21.83 %
5027065	72600-0	316,356	381,624	160,380	381,624	381,624	0.00 %
5027065	72700-0	250,278	237,600	145,435	237,600	237,600	0.00 %
5027065	89510-0	357,040	729,287	2,277	814,504	395,000	-45.84 %
TOTAL NON-PERSONNEL COSTS		2,303,014	2,854,735	380,985	2,939,952	2,573,428	-9.85 %
TOTAL FUND 502		4,508,859	5,364,452	1,440,781	5,449,669	5,082,308	-5.26 %
UT-ENGINEERING		9,791,029	11,911,655	4,861,399	11,911,655	12,715,464	6.75 %
7080 UT-ENG-CIVIL		1,461,223	1,675,004	673,680	1,675,004	1,689,730	0.88 %
5027080	50000-0	928,711	1,110,332	445,622	1,110,332	1,126,360	1.44 %
5027080	50100-0	46,811	49,768	19,461	49,768	33,408	-32.87 %
5027080	50200-0	10,231	2,409	966	2,409	2,409	0.00 %
5027080	50400-0	158,631	157,514	78,756	157,514	137,332	-12.81 %
5027080	50415-0	3,654	5,316	1,787	5,316	5,325	0.17 %
5027080	50430-0	5,606	5,996	5,996	5,996	6,084	1.47 %
5027080	50500-0	219,444	248,699	103,866	248,699	242,765	-2.39 %
TOTAL PERSONNEL COSTS		1,373,088	1,580,034	656,454	1,580,034	1,553,683	-1.67 %
5027080	50600-0	2,442	2,736	2,653	2,736	3,400	24.27 %
5027080	63000-0	0	492	0	492	492	0.00 %
5027080	70000-0	3,416	3,460	1,036	3,460	4,250	22.83 %
5027080	70200-0	125	82	26	82	125	52.44 %
5027080	70300-0	0	164	0	164	164	0.00 %
5027080	70400-0	210	475	0	475	475	0.00 %
5027080	70500-0	2,169	3,000	1,168	3,000	3,000	0.00 %
5027080	70800-0	684	821	82	821	821	0.00 %
5027080	70907-0	70	3,320	1,461	3,320	3,320	0.00 %
5027080	70912-0	0	0	0	0	63,500	100.00 %
5027080	72600-0	22,365	26,200	9,157	26,200	26,200	0.00 %
5027080	72700-0	974	985	621	985	1,300	31.98 %
5027080	89510-0	55,680	53,235	1,022	53,235	29,000	-45.52 %
TOTAL NON-PERSONNEL COSTS		88,135	94,970	17,226	94,970	136,047	43.25 %
TOTAL FUND 502		1,461,223	1,675,004	673,680	1,675,004	1,689,730	0.88 %
7081 UT-ENG-ADMINISTRATION		1,412,754	2,308,744	724,651	2,308,744	2,323,106	0.62 %
5027081	50000-0	566,757	632,626	283,952	632,626	645,283	2.00 %
5027081	50100-0	39,242	171,570	15,109	171,570	171,570	0.00 %
5027081	50200-0	1,006	2,081	0	2,081	2,081	0.00 %
5027081	50400-0	84,873	87,416	43,710	87,416	82,356	-5.79 %
5027081	50415-0	2,134	3,081	1,105	3,081	3,107	0.84 %
5027081	50430-0	3,347	3,416	3,416	3,416	3,487	2.08 %
5027081	50500-0	126,308	131,901	63,035	131,901	133,423	1.15 %
TOTAL PERSONNEL COSTS		823,667	1,032,091	410,327	1,032,091	1,041,307	0.89 %
5027081	50600-0	2,954	10,675	6,664	10,675	10,675	0.00 %
5027081	63000-0	197	1,231	0	1,231	1,231	0.00 %

**LAFAYETTE CONSOLIDATED GOVERNMENT
2023 - 2024 ADOPTED BUDGET
ANNUAL BUDGET BY DEPARTMENT**

UTILITIES DEPARTMENT

<u>CODE</u>		<u>EXPENDITURE</u>	<u>ACTUAL FY 21-22</u>	<u>CUR BUDGET FY 22-23</u>	<u>ACTUAL AT 4/30/2023</u>	<u>PROJECTED FY 22-23</u>	<u>ADOPTED FY 23-24</u>	<u>ADOPTED VS CURRENT</u>
5027081	69095-0	CONTR SERV-RODY DECOMMISSION	0	50,000	0	50,000	50,000	0.00 %
5027081	69096-0	CONTR SERV-BONIN DECOMMISSION	91,677	125,000	53,623	125,000	125,000	0.00 %
5027081	70000-0	DUES & LICENSES	1,030	1,067	325	1,067	1,067	0.00 %
5027081	70200-0	POSTAGE/SHIPPING CHARGES	0	246	0	246	246	0.00 %
5027081	70300-0	PRINTING & BINDING	615	1,231	0	1,231	1,231	0.00 %
5027081	70400-0	PUBLICATION & RECORDATION	4,860	3,325	2,390	3,325	5,500	65.41 %
5027081	70500-0	TELECOMMUNICATIONS	3,228	5,000	1,227	5,000	5,000	0.00 %
5027081	70800-0	TRAVEL & MEETINGS	4,004	16,625	2,350	16,625	16,625	0.00 %
5027081	70907-0	CONTRACTUAL SERVICES	416,777	1,025,500	241,299	1,025,500	1,025,500	0.00 %
5027081	70912-0	CONTR SERV-CAR LEASES	0	0	0	0	13,000	100.00 %
5027081	72600-0	TRANSPORTATION	2,615	6,000	919	6,000	6,000	0.00 %
5027081	72700-0	SUPPLIES & MATERIALS	13,635	12,774	5,002	12,774	12,774	0.00 %
5027081	73220-0	RIGHT-OF-WAY COST	525	950	525	950	950	0.00 %
5027081	89510-0	SPECIAL EQUIPMENT CAPITAL	46,970	17,029	0	17,029	7,000	-58.89 %
TOTAL NON-PERSONNEL COSTS			589,087	1,276,653	314,324	1,276,653	1,281,799	0.40 %
TOTAL FUND 502			1,412,754	2,308,744	724,651	2,308,744	2,323,106	0.62 %
7082 UT-ENG-POWER MARKETING			861,228	965,265	386,427	965,265	971,459	0.64 %
5027082	50000-0	PERSONNEL SALARIES	617,585	682,339	268,077	682,339	695,987	2.00 %
5027082	50100-0	TEMPORARY EMPLOYEES	0	4,320	0	4,320	4,320	0.00 %
5027082	50200-0	OVERTIME	0	2,081	0	2,081	2,081	0.00 %
5027082	50400-0	GROUP HEALTH INSURANCE	84,987	87,534	43,770	87,534	76,934	-12.11 %
5027082	50415-0	GROUP LIFE INSURANCE	2,514	3,233	1,124	3,233	3,238	0.15 %
5027082	50430-0	WORKERS COMP INSURANCE	3,535	3,684	3,684	3,684	3,759	2.04 %
5027082	50500-0	RETIREMENT/MEDICARE TAX	144,354	154,736	64,851	154,736	157,802	1.98 %
TOTAL PERSONNEL COSTS			852,975	937,927	381,506	937,927	944,121	0.66 %
5027082	50600-0	TRAINING OF PERSONNEL	1,520	8,026	350	8,026	8,026	0.00 %
5027082	63000-0	EQUIPMENT MAINTENANCE	24	246	0	246	246	0.00 %
5027082	70000-0	DUES & LICENSES	989	1,436	642	1,436	1,436	0.00 %
5027082	70200-0	POSTAGE/SHIPPING CHARGES	0	287	0	287	287	0.00 %
5027082	70300-0	PRINTING & BINDING	0	123	0	123	123	0.00 %
5027082	70500-0	TELECOMMUNICATIONS	815	2,500	378	2,500	2,500	0.00 %
5027082	70800-0	TRAVEL & MEETINGS	0	3,731	1,555	3,731	3,731	0.00 %
5027082	72600-0	TRANSPORTATION	4,756	10,907	1,934	10,907	10,907	0.00 %
5027082	72700-0	SUPPLIES & MATERIALS	149	82	62	82	82	0.00 %
TOTAL NON-PERSONNEL COSTS			8,253	27,338	4,921	27,338	27,338	0.00 %
TOTAL FUND 502			861,228	965,265	386,427	965,265	971,459	0.64 %
7084 UT-ENG-ELEC SYS CONSTRUCTION			1,312,009	1,448,937	672,144	1,448,937	1,553,048	7.19 %
5027084	50000-0	PERSONNEL SALARIES	642,856	691,179	316,348	691,179	705,007	2.00 %
5027084	50100-0	TEMPORARY EMPLOYEES	11,205	14,400	5,094	14,400	14,400	0.00 %
5027084	50200-0	OVERTIME	0	1,020	0	1,020	1,020	0.00 %
5027084	50300-0	PROMOTION COSTS	0	0	0	0	62,154	100.00 %
5027084	50400-0	GROUP HEALTH INSURANCE	84,987	81,663	40,830	81,663	82,464	0.98 %
5027084	50415-0	GROUP LIFE INSURANCE	2,533	3,173	1,308	3,173	3,185	0.38 %
5027084	50430-0	WORKERS COMP INSURANCE	3,755	3,732	3,732	3,732	3,807	2.01 %
5027084	50500-0	RETIREMENT/MEDICARE TAX	135,550	141,857	64,997	141,857	144,598	1.93 %
TOTAL PERSONNEL COSTS			880,886	937,024	432,309	937,024	1,016,635	8.50 %
5027084	50600-0	TRAINING OF PERSONNEL	6,019	12,312	6,409	12,312	12,312	0.00 %
5027084	70000-0	DUES & LICENSES	1,886	3,936	1,812	3,936	3,936	0.00 %

**LAFAYETTE CONSOLIDATED GOVERNMENT
2023 - 2024 ADOPTED BUDGET
ANNUAL BUDGET BY DEPARTMENT**

UTILITIES DEPARTMENT

CODE	EXPENDITURE	ACTUAL	CUR BUDGET	ACTUAL AT	PROJECTED	ADOPTED	ADOPTED VS
		FY 21-22	FY 22-23	4/30/2023	FY 22-23	FY 23-24	CURRENT
5027084	70200-0	30	410	0	410	410	0.00 %
5027084	70300-0	0	205	0	205	205	0.00 %
5027084	70400-0	872	1,425	413	1,425	1,425	0.00 %
5027084	70500-0	379,174	402,500	205,463	402,500	420,500	4.47 %
5027084	70800-0	3,877	5,977	195	5,977	5,977	0.00 %
5027084	70907-0	33,820	76,800	22,919	76,800	76,800	0.00 %
5027084	70912-0	0	0	0	0	5,500	100.00 %
5027084	72600-0	1,985	3,400	1,321	3,400	3,400	0.00 %
5027084	72700-0	2,730	2,811	573	2,811	2,811	0.00 %
5027084	73220-0	730	2,137	730	2,137	2,137	0.00 %
5027084	89510-0	0	0	0	0	1,000	100.00 %
TOTAL NON-PERSONNEL COSTS		431,123	511,913	239,835	511,913	536,413	4.79 %
TOTAL FUND 502		1,312,009	1,448,937	672,144	1,448,937	1,553,048	7.19 %
7085 UT-ENG-ENVIROMENTAL COMPLIANCE		541,781	688,540	266,644	688,540	646,740	-6.07 %
5027085	50000-0	258,555	260,697	119,319	260,697	265,914	2.00 %
5027085	50200-0	3,509	5,610	2,140	5,610	5,610	0.00 %
5027085	50400-0	28,272	34,990	17,496	34,990	32,964	-5.79 %
5027085	50415-0	1,084	1,365	503	1,365	1,378	0.95 %
5027085	50430-0	1,381	1,408	1,408	1,408	1,436	1.99 %
5027085	50500-0	70,408	70,709	32,432	70,709	72,117	1.99 %
TOTAL PERSONNEL COSTS		363,209	374,779	173,298	374,779	379,419	1.24 %
5027085	50600-0	2,774	21,813	1,553	21,813	21,813	0.00 %
5027085	70000-0	5,195	4,940	5,195	4,940	6,000	21.46 %
5027085	70200-0	0	164	0	164	164	0.00 %
5027085	70300-0	0	164	0	164	164	0.00 %
5027085	70400-0	0	214	0	214	214	0.00 %
5027085	70500-0	2,181	2,450	1,058	2,450	2,450	0.00 %
5027085	70600-0	63	2,873	207	2,873	2,873	0.00 %
5027085	70800-0	0	1,744	921	1,744	1,744	0.00 %
5027085	70906-0	81,630	123,500	40,036	123,500	118,000	-4.45 %
5027085	70907-0	79,901	81,500	41,210	85,000	85,000	4.29 %
5027085	70907-7008	602	0	0	0	0	0.00 %
5027085	70912-0	0	0	0	0	16,000	100.00 %
5027085	72600-0	5,413	4,000	521	4,000	4,000	0.00 %
5027085	72700-0	813	7,399	2,645	3,899	3,899	-47.30 %
5027085	89510-0	0	63,000	0	63,000	5,000	-92.06 %
TOTAL NON-PERSONNEL COSTS		178,572	313,761	93,346	313,761	267,321	-14.80 %
TOTAL FUND 502		541,781	688,540	266,644	688,540	646,740	-6.07 %
7086 UT-ENG-NETWORK ENGINEERING		4,202,034	4,825,165	2,137,853	4,825,165	5,531,381	14.64 %
5027086	50000-0	1,889,023	2,019,140	890,996	2,019,140	2,063,123	2.18 %
5027086	50100-0	0	49,350	0	56,950	56,950	15.40 %
5027086	50200-0	23,557	40,800	13,613	40,800	40,800	0.00 %
5027086	50300-0	0	0	0	0	29,001	100.00 %
5027086	50400-0	254,733	256,495	128,250	256,495	241,646	-5.79 %
5027086	50415-0	7,697	10,447	3,697	10,447	10,537	0.86 %
5027086	50430-0	10,698	10,890	10,890	10,890	11,138	2.28 %
5027086	50500-0	453,546	485,469	215,466	485,469	484,987	-0.10 %
TOTAL PERSONNEL COSTS		2,639,254	2,872,591	1,262,912	2,880,191	2,938,182	2.28 %

**LAFAYETTE CONSOLIDATED GOVERNMENT
2023 - 2024 ADOPTED BUDGET
ANNUAL BUDGET BY DEPARTMENT**

UTILITIES DEPARTMENT

<u>CODE</u>		<u>EXPENDITURE</u>	<u>ACTUAL FY 21-22</u>	<u>CUR BUDGET FY 22-23</u>	<u>ACTUAL AT 4/30/2023</u>	<u>PROJECTED FY 22-23</u>	<u>ADOPTED FY 23-24</u>	<u>ADOPTED VS CURRENT</u>
5027086	50600-0	TRAINING OF PERSONNEL	19,120	48,640	30,259	41,040	43,500	-10.57 %
5027086	50800-0	UNIFORMS	167	164	129	164	164	0.00 %
5027086	57180-0	SOFTWARE SUPPORT	1,276,167	1,438,275	631,047	1,438,275	2,075,165	44.28 %
5027086	63000-0	EQUIPMENT MAINTENANCE EQUIP MAINT-COMPUTER	15,559	20,425	5,036	20,425	20,425	0.00 %
5027086	63030-0	HARDWARE	71,269	92,625	83,127	92,625	107,500	16.06 %
5027086	64000-0	GENERATOR MAINTENANCE	0	1,140	0	1,140	1,140	0.00 %
5027086	67000-0	UTILITIES	30,571	27,000	12,631	27,000	27,000	0.00 %
5027086	69120-0	RENT	6,599	7,000	0	7,000	7,000	0.00 %
5027086	70000-0	DUES & LICENSES	1,244	3,980	1,335	3,980	3,980	0.00 %
5027086	70200-0	POSTAGE/SHIPPING CHARGES	0	171	0	171	171	0.00 %
5027086	70300-0	PRINTING & BINDING	0	855	0	855	855	0.00 %
5027086	70500-0	TELECOMMUNICATIONS	123,827	180,240	101,913	180,240	180,240	0.00 %
5027086	70800-0	TRAVEL & MEETINGS	889	10,925	3,794	10,925	10,925	0.00 %
5027086	70902-0	DUPLICATING EQUIPMENT EXPENSES	0	855	0	855	855	0.00 %
5027086	70907-0	CONTRACTUAL SERVICES	1,380	2,500	1,224	2,500	58,500	2,240.00 %
5027086	70912-0	CONTR SERV-CAR LEASES	0	0	0	0	26,000	100.00 %
5027086	72600-0	TRANSPORTATION	6,141	14,479	2,421	14,479	14,479	0.00 %
5027086	72700-0	SUPPLIES & MATERIALS	9,847	13,300	2,025	13,300	13,300	0.00 %
5027086	89510-0	SPECIAL EQUIPMENT CAPITAL	0	90,000	0	90,000	2,000	-97.78 %
TOTAL NON-PERSONNEL COSTS			1,562,780	1,952,574	874,941	1,944,974	2,593,199	32.81 %
TOTAL FUND 502			4,202,034	4,825,165	2,137,853	4,825,165	5,531,381	14.64 %
UT-CAPITAL APPROPRIATIONS			51,543,440	174,554,094	17,985,496	174,554,094	13,393,000	-92.33 %
7099 UT-CAPITAL APPROPRIATIONS			51,543,440	174,554,094	17,985,496	174,554,094	13,393,000	-92.33 %
5027099	77241-0	RESERVE-BOND CLOSING ENTRIES	0	8,000,000	0	8,000,000	0	-100.00 %
5027099	77560-0	RESERVE-LUS-NC-ELECTRIC	0	1,138,216	0	2,091,500	2,800,000	146.00 %
5027099	77561-0	RESERVE-LUS-NC-WATER	0	200,000	0	200,000	200,000	0.00 %
5027099	77562-0	RESERVE-LUS-NC-WASTEWATER	0	200,000	0	200,000	200,000	0.00 %
5027099	77563-0	RESERVE-LUS-RETAINED EARNINGS	0	14,701,253	0	14,701,253	0	-100.00 %
5027099	77583-0	RESERVE-LUS COMB BOND CONST	0	19,613,484	0	19,613,484	0	-100.00 %
5027099	89500-0	NORMAL CAPITAL	9,831,104	15,390,101	6,067,762	14,436,817	10,193,000	-33.77 %
5027099	89520-0	RETAINED EARNINGS CAPITAL	14,594,099	63,143,900	6,139,892	63,143,900	0	-100.00 %
5027099	89532-0	2019 LUS CONSTRUCTION LUS COMBINED BOND	27,118,237	25,166,624	5,777,842	25,166,624	0	-100.00 %
5027099	89533-0	CONSTRUCTION	0	27,000,516	0	27,000,516	0	-100.00 %
TOTAL NON-PERSONNEL COSTS			51,543,440	174,554,094	17,985,496	174,554,094	13,393,000	-92.33 %
TOTAL FUND 502			51,543,440	174,554,094	17,985,496	174,554,094	13,393,000	-92.33 %
TOTAL UTILITIES DEPARTMENT			318,143,783	426,863,086	127,303,634	427,010,701	257,604,125	-39.65 %



COMMUNICATIONS SYSTEM

Communications System, also referred to as LUS Fiber, is the telecommunications department of LCG and currently operates one of the nation’s largest municipal Fiber-to-the-Home networks. As the state’s most reliable, 100% fiber network composed of more than 700 miles of glass fiber, the system provides residents and businesses access to video, internet and phone services over the world’s leading broadband technology. Telecommunications networks have always been critical infrastructure and the pandemic has proven that broadband is now an essential utility. Currently, LUS Fiber provides the fastest residential internet in the nation, utilizing the only technology capable of delivering symmetrical speeds up to 10 Gigabits per second to the end user.

With an ever-growing customer base and continual high demand from underserved areas, LUS Fiber will continue expansion efforts throughout Lafayette and surrounding cities. LUS Fiber received \$21 million from the U.S. Department of Commerce’s National Telecommunications and Information Administration (NTIA) to build out over one million feet of fiber-optic cable infrastructure in the rural Louisiana communities of Church Point, Eunice, Mamou, Basile, and Ville Platte, recently ranked as having the fifth slowest average internet rate in the U.S.

LUS Fiber also works closely with community partners. The business entered into a cooperative agreement with the Lafayette Parish School System and Link & Learn to install a Wi-Fi network across a test area that provides access to filtered, educational Wi-Fi for over 1,100 students living in underserved neighborhoods, ensuring that they have internet access for virtual learning. The network will run on Wi-Fi 6, the next generation of Wi-Fi, which will be the first Wi-Fi 6 outdoor network in the U.S. In addition, LUS Fiber is partnering with SLCC to develop a program specifically for installation technicians and its team is also focused on outreach to graduating seniors to raise awareness of employment opportunities. This helps create needed jobs for fiber expansion and benefits the community by providing jobs for graduates.

LUS Fiber is in the process of upgrading its video offerings as well as its entire systems capacity to ensure the best overall experience and will continue to adapt to ever-evolving technology to stay ahead of changing industry trends. Year after year, it has maintained a customer satisfaction rating of 90% or higher as well as a service reliability rating of 90% or higher – both of which are rare achievements in the telecommunications industry. Dedication to providing the best local customer service remains a top priority for the business.

In today’s world, broadband is a requirement for growing and thriving communities. LUS Fiber remains at the forefront of the industry and continues to be the pace setter as it works diligently to positively impact residents and businesses by providing access to high-quality, high-speed fiber broadband for communication, online learning, telehealth, managing business in a digital economy, and more – which all work together to increase the strength and stability of its markets and economies.

Performance Measures:

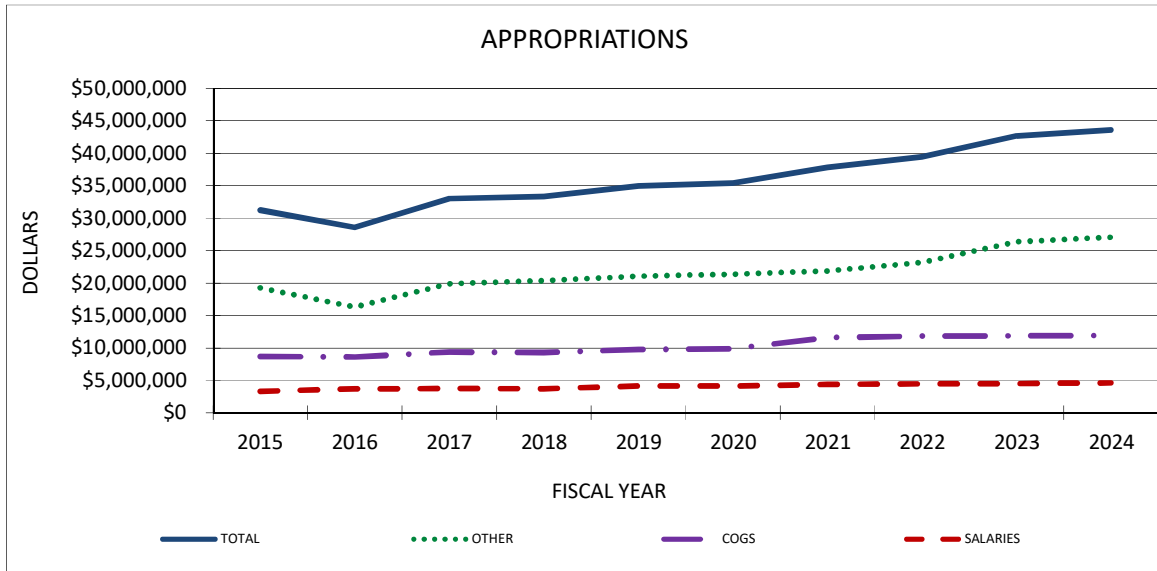
PERFORMANCE MEASURE	BENCHMARK	FY 2021-22 ACTUAL	FY 2022-23 ESTIMATE	FY 2023-24 FORECAST/GOAL
Increase Customer Service Satisfaction	>80%	93%	94%	94%
Increase Service Reliability Satisfaction	>80%	91%	91%	92%
Increase Outside Sales Revenue	10% annual increase	14%	10%	10%
Increase Expansion of Fiber Mileage	18.5 miles	48 miles	66 miles	206 miles



LAFAYETTE CONSOLIDATED GOVERNMENT
2023-24 ADOPTED BUDGET
COMMUNICATIONS SYSTEM

10 YEAR BUDGET HISTORY
APPROPRIATIONS, EXCLUDING CAPITAL

FISCAL YEAR	TOTAL	SALARIES	COST OF GOODS SOLD	OTHER	STRENGTH	STRENGTH CHANGE
2015	\$31,238,626	3,314,937	8,685,000	19,238,689	64	3
2016	\$28,593,544	3,681,918	8,612,547	16,299,079	70	6
2017	\$33,026,686	3,751,637	9,375,000	19,900,049	72	2
2018	\$33,377,155	3,704,334	9,313,236	20,359,585	72	0
2019	\$34,965,930	4,121,438	9,771,370	21,073,122	77	5
2020	\$35,393,875	4,145,543	9,876,300	21,372,032	77	0
2021	\$37,836,862	4,385,635	11,600,200	21,851,027	83	6
2022	\$39,466,681	4,439,187	11,837,597	23,189,897	83	0
2023	\$42,695,041	4,473,212	11,862,597	26,359,232	83	0
2024	\$43,621,719	4,625,783	11,922,597	27,073,339	84	1



Significant Changes

2019-Restructure of department adding a director and 4 additional positions. Council approved pay adjustment increasing salaries and benefits.

2021-Increase in Cost of Goods Sold is related to the increased costs associated with growing customer base.

2022-Increase in Other is primarily due to increase in Reserves for Debt Service.

2023-Increase in Other is primarily due to ILOT payment budgeted to be paid to City General Fund.

2024-Increase in salaries is primarily due to City and Parish council's approval of a 2% salary adjustment. Three new positions were added (Facilities Supervisor, 2-Warehouse Workers) and two deleted (2-Stores Clerk I's) for a net increase of one. Increase in Other is the result of an increase in Reserves for Debt Service.



City of Lafayette
2023-24 Adopted Budget
Communications System Pro Forma

	Current Budget	Projection	Adopted	Projected		<small>10/12/23</small>
	FY 22-23	FY 22-23	FY 23-24	FY 24-25	FY 25-26	FY 26-27
Operating Revenue						
Retail Sales	\$ 44,800,000	\$ 43,194,839	\$ 47,700,000	\$ 49,369,500	\$ 51,097,433	\$ 52,885,843
Wholesale Sales	2,400,000	3,025,496	3,000,000	3,200,000	3,200,000	3,200,000
Interest Income	3,000	413,933	413,933	200,000	204,000	208,080
Miscellaneous	37,102,280	37,052,280	100,000	141,000	141,000	141,000
Total Operating Revenue	84,305,280	83,686,548	51,213,933	52,910,500	54,642,433	56,434,923
Operating Expenses						
Personnel Salaries	(4,747,661)	(4,747,661)	(5,004,132)	(5,004,132)	(5,004,132)	(5,004,132)
Employee Benefits	(718,157)	(718,157)	(706,261)	(720,386)	(734,794)	(749,490)
Retirement System	(870,604)	(870,604)	(897,978)	(906,958)	(916,027)	(925,188)
Retiree Health Insur	-	-	(5,813)	(5,871)	(5,930)	(5,989)
Prof/Technical Services	(7,912,903)	(7,897,740)	(8,029,867)	(8,088,274)	(8,250,039)	(8,415,040)
Materials & Supplies	(184,087)	(182,087)	(186,837)	(200,000)	(200,000)	(200,000)
Uninsured Losses	(1,250)	(1,250)	-	-	-	-
Cost of Production	(11,805,434)	(11,822,597)	(11,922,597)	(12,161,049)	(12,404,270)	(12,652,355)
Imputed Tax Expense	(850,000)	(850,000)	(850,000)	(867,000)	(884,340)	(902,027)
Miscellaneous	(303,005)	(303,005)	(371,053)	(371,053)	(371,053)	(371,053)
ILOT - City General Fund	(3,200,000)	(3,200,000)	(3,200,000)	(3,200,000)	(3,200,000)	(3,200,000)
Total Operating Expenses	(30,593,101)	(30,593,101)	(31,174,538)	(31,524,723)	(31,970,586)	(32,425,274)
Income Before Debt Service	53,712,179	53,093,447	20,039,395	21,385,777	22,671,847	24,009,648
Other Income/(Expense)						
Normal/Special Equipment	(37,319,479)	(37,319,479)	(191,000)	(200,550)	(210,578)	(221,106)
Principal/Internal Debt	(1,738,796)	(1,738,796)	(1,808,348)	(1,880,682)	(1,955,909)	(2,034,145)
Principal on LT Debt	(6,470,000)	(6,470,000)	(7,105,000)	(7,715,000)	(8,120,000)	(8,485,000)
Interest on LT Debt	(3,396,765)	(3,396,765)	(3,093,965)	(2,762,565)	(2,406,865)	(2,042,565)
Interest/Internal Debt	(696,379)	(696,379)	(639,868)	(581,097)	(519,975)	(456,408)
Total Other	(49,621,419)	(49,621,419)	(12,838,181)	(13,139,894)	(13,213,327)	(13,239,224)
Cash Available For Capital	\$ 4,090,760	\$ 3,472,028	\$ 7,201,214	\$ 8,245,883	\$ 9,458,520	\$ 10,770,423

**LAFAYETTE CONSOLIDATED GOVERNMENT
2023 - 2024 ADOPTED BUDGET
ANNUAL BUDGET BY DEPARTMENT**

COMMUNICATIONS SYSTEM RECAP

	Actual FY 21/22	Cur Budget FY 22/23	Actual At 4/30/23	Projected FY 22/23	Adopted FY 23/24	Adopted vs. Current
Expenditures by Type						
PERSONNEL SALARIES	3,597,482	4,747,661	1,687,650	4,747,661	5,004,132	5.40 %
EMPLOYEE BENEFITS	664,177	718,157	353,381	718,157	706,261	-1.66 %
RETIREMENT SYSTEM	280,411	870,604	342,743	870,604	897,978	3.14 %
RETIREE HEALTH INS	-	-	-	-	5,813	100.00 %
ACCRUED SICK/ANNUAL	(18,741)	-	(14,970)	-	-	0.00 %
PURCHASED SERVICES	6,727,002	7,912,903	2,865,990	7,897,740	8,029,867	1.48 %
MATERIALS & SUPPLIES	176,905	184,087	95,102	182,087	186,837	1.49 %
EXTERNAL APPROPRIATIONS	182,727	99,680	31,449	99,680	167,728	68.27 %
UNINSURED LOSSES	6,705	1,250	-	1,250	-	-100.00 %
COGS PROD	9,832,592	11,805,434	3,929,140	11,822,597	11,922,597	0.99 %
MISCELLANEOUS EXPENSE	(83,895)	203,325	(912)	203,325	203,325	0.00 %
ILOT	-	3,200,000	1,600,000	3,200,000	3,200,000	0.00 %
IMPUTED TAX	505,989	850,000	425,000	850,000	850,000	0.00 %
DEBT SERVICE PRINCIPAL INTERNAL	-	1,738,796	-	1,738,796	1,808,348	4.00 %
DEBT SERVICE PRINCIPAL	-	6,470,000	-	6,470,000	7,105,000	9.81 %
DEBT SERVICE INTEREST	3,660,240	3,396,765	1,698,383	3,396,765	3,093,965	-8.91 %
DEBT SERVICE INTEREST INTERNAL	771,367	696,379	348,189	696,379	639,868	-8.11 %
DEPRECIATION/AMORTIZATION	6,930,248	-	3,174,630	-	-	0.00 %
SPECIAL EQUIP CAPITAL	19,682	367,199	37,589	367,199	191,000	-47.98 %
RE CAPITAL	6,173,242	46,448,199	4,127,193	46,448,200	-	-100.00 %
RETAINED EARNINGS RE	-	2,862,153	-	2,862,153	-	-100.00 %
Total Expenditures	39,426,133	92,572,592	20,700,557	92,572,593	44,012,719	-52.46 %

**LAFAYETTE CONSOLIDATED GOVERNMENT
2023 - 2024 ADOPTED BUDGET
ANNUAL BUDGET BY DEPARTMENT**

COMMUNICATIONS SYSTEM

CODE	EXPENDITURE	ACTUAL	CUR BUDGET	ACTUAL AT	PROJECTED	ADOPTED	ADOPTED VS	
		FY 21-22	FY 22-23	4/30/2023	FY 22-23	FY 23-24	CURRENT	
CMN-ADMINISTRATION & SUPPORT		267,888	479,769	120,164	479,769	483,273	0.73 %	
3700 CMN-ADMINISTRATION & SUPPORT		267,888	479,769	120,164	479,769	483,273	0.73 %	
5323700	50000-0	PERSONNEL SALARIES	192,205	193,310	88,477	193,310	197,178	2.00 %
5323700	50400-0	GROUP HEALTH INSURANCE	16,986	17,495	8,748	17,495	16,482	-5.79 %
5323700	50415-0	GROUP LIFE INSURANCE	592	613	270	613	617	0.65 %
5323700	50500-0	RETIREMENT/MEDICARE TAX	32,274	32,291	14,776	32,291	32,936	2.00 %
TOTAL PERSONNEL COSTS		242,057	243,709	112,271	243,709	247,213	1.44 %	
5323700	50600-0	TRAINING OF PERSONNEL	267	5,985	0	5,985	5,985	0.00 %
5323700	50925-0	VEHICLE SUBSIDY LEASES	6,023	6,000	2,746	6,000	6,000	0.00 %
5323700	63000-0	EQUIPMENT MAINTENANCE	621	650	621	650	650	0.00 %
5323700	70000-0	DUES & LICENSES	8,092	8,500	0	8,500	8,500	0.00 %
5323700	70300-0	PRINTING & BINDING	0	225	0	225	225	0.00 %
5323700	70400-0	PUBLICATION & RECORDATION	278	0	0	0	0	0.00 %
5323700	70500-0	TELECOMMUNICATIONS	0	1,425	0	1,425	1,425	0.00 %
5323700	70800-0	TRAVEL & MEETINGS	0	4,275	2,514	4,275	4,275	0.00 %
5323700	72700-0	SUPPLIES & MATERIALS	8,359	9,000	2,012	9,000	9,000	0.00 %
5323700	77140-0	RESERVE-DIRECTOR'S	0	200,000	0	200,000	200,000	0.00 %
5323700	78000-0	UNINSURED LOSSES	2,191	0	0	0	0	0.00 %
TOTAL NON-PERSONNEL COSTS		25,831	236,060	7,893	236,060	236,060	0.00 %	
TOTAL FUND 532		267,888	479,769	120,164	479,769	483,273	0.73 %	
CMN-GENERAL ACCOUNTS		13,535,335	18,448,188	8,263,350	18,429,775	19,006,962	3.03 %	
3720 CMN-GENERAL ACCOUNTS		13,535,335	18,448,188	8,263,350	18,429,775	19,006,962	3.03 %	
5323720	50410-0	GROUP HEALTH INS-RETIREES	0	0	0	0	5,813	100.00 %
5323720	50900-0	ACCRUED SICK/ANNUAL LEAVE	(18,741)	0	(14,970)	0	0	0.00 %
5323720	76474-0	EXT APP-MERS	182,727	99,680	31,449	99,680	167,728	68.27 %
5323720	78200-0	PENSION PAYMENTS	(491,650)	0	0	0	0	0.00 %
TOTAL PERSONNEL COSTS		(327,664)	99,680	16,479	99,680	173,541	74.10 %	
5323720	51000-0	ADMINISTRATIVE COST	536,088	540,000	252,606	540,000	540,000	0.00 %
5323720	51020-6007	BD COST OF ISSUN-COMCN 21A REF	157,525	0	0	0	0	0.00 %
5323720	51020-6008	BD COST OF ISSUN-COMCN 21B REF	156,879	0	0	0	0	0.00 %
5323720	52000-0	LEGAL FEES	52,547	75,000	12,988	75,000	75,000	0.00 %
5323720	53000-0	AUDITING FEES	46,890	61,750	23,365	61,750	61,750	0.00 %
5323720	53050-0	PAYING AGENT FEES	25,789	34,200	13,570	34,200	34,200	0.00 %
5323720	60000-0	BUILDING MAINTENANCE	20,650	57,163	57,163	40,000	40,000	-30.02 %
5323720	66000-0	JANITORIAL SUPPLIES & SERVICES	8,145	10,800	1,511	10,800	10,800	0.00 %
5323720	67000-0	UTILITIES	265,671	185,000	135,162	185,000	285,000	54.05 %
5323720	69120-0	RENT	27,094	296,564	167,094	295,644	357,194	20.44 %
5323720	70123-0	OTHER INSURANCE PREMIUMS	311,477	347,288	100,068	347,288	379,235	9.20 %
5323720	70123-614	OTHER INSURANCE PREMIUMS-RM	0	0	0	0	187	100.00 %
5323720	70200-0	POSTAGE/SHIPPING CHARGES	105,636	135,000	56,823	135,000	135,000	0.00 %
5323720	70400-0	PUBLICATION & RECORDATION	0	2,386	162	3,306	3,306	38.56 %
5323720	70907-0	CONTRACTUAL SERVICES	136,000	170,150	138,752	170,150	170,150	0.00 %
5323720	70921-0	CONTR SERV-GPS MONITORING	7,737	7,918	4,903	7,918	7,918	0.00 %
5323720	71024-0	CONTR SERV-KPMG	216,685	0	0	0	0	0.00 %
5323720	77572-0	RESERVE-NOTE PAYABLE PRINCIPAL	0	1,738,796	0	1,738,796	1,808,348	4.00 %
5323720	77580-0	RESERVE-BOND PRINCIPAL	0	6,470,000	0	6,470,000	7,105,000	9.81 %
5323720	78000-0	UNINSURED LOSSES	4,514	1,250	0	0	0	-100.00 %
5323720	80020-0	FAIR VALUE ADJUSTMENT	6,990	0	0	0	0	0.00 %
5323720	80150-0	DEPRECIATION EXPENSE-COMM	7,085,608	0	3,371,220	0	0	0.00 %

**LAFAYETTE CONSOLIDATED GOVERNMENT
2023 - 2024 ADOPTED BUDGET
ANNUAL BUDGET BY DEPARTMENT**

COMMUNICATIONS SYSTEM

<u>CODE</u>		<u>EXPENDITURE</u>	<u>ACTUAL FY 21-22</u>	<u>CUR BUDGET FY 22-23</u>	<u>ACTUAL AT 4/30/2023</u>	<u>PROJECTED FY 22-23</u>	<u>ADOPTED FY 23-24</u>	<u>ADOPTED VS CURRENT</u>
5323720	80210-0	INTEREST ON LONG TERM DEBT	3,660,240	3,396,765	1,698,383	3,396,765	3,093,965	-8.91 %
5323720	80235-0	INT OF CUSTOMER DEPOSIT-COMM	56	0	(1,087)	0	0	0.00 %
5323720	80240-0	INTEREST ON NOTE PAYABLE	750,716	696,379	348,189	696,379	639,868	-8.11 %
5323720	80250-0	LEASE INTEREST	16,307	0	0	0	0	0.00 %
5323720	80430-0	ILOT	0	3,200,000	1,600,000	3,200,000	3,200,000	0.00 %
5323720	80440-0	IMPUTED TAXES	505,989	850,000	425,000	850,000	850,000	0.00 %
5323720	80520-0	AMORT OF LOSS ON REQ DEBT	471,101	0	216,662	0	0	0.00 %
5323720	80530-0	AMORTIZED ISSUANCE COSTS	18,120	0	8,323	0	0	0.00 %
5323720	80550-0	AMORTIZED BOND PREMIUM	(1,024,046)	0	(473,339)	0	0	0.00 %
5323720	80565-0	AMORTIZATION OF LEASE	253,612	0	0	0	0	0.00 %
5323720	80575-0	AMORTIZATION OF DEFERRED COST	103,528	0	51,764	0	0	0.00 %
5323720	80780-0	OPEB EXPENSE	(84,231)	0	0	0	0	0.00 %
5323720	89510-0	SPECIAL EQUIPMENT CAPITAL	19,682	72,099	37,589	72,099	36,500	-49.38 %
TOTAL NON-PERSONNEL COSTS			13,862,999	18,348,508	8,246,871	18,330,095	18,833,421	2.64 %
TOTAL FUND 532			13,535,335	18,448,188	8,263,350	18,429,775	19,006,962	3.03 %
CMN-OPERATIONS			2,167,658	2,647,601	959,767	2,648,851	2,525,579	-4.61 %
3750 CMN-OPERATIONS			2,167,658	2,647,601	959,767	2,648,851	2,525,579	-4.61 %
5323750	50000-0	PERSONNEL SALARIES	1,018,810	1,206,565	482,160	1,206,565	1,226,062	1.62 %
5323750	50100-0	TEMPORARY EMPLOYEES	23,392	0	26,750	0	50,000	100.00 %
5323750	50200-0	OVERTIME	86,456	111,435	42,852	111,435	111,435	0.00 %
5323750	50400-0	GROUP HEALTH INSURANCE	192,546	198,316	99,158	198,316	192,362	-3.00 %
5323750	50415-0	GROUP LIFE INSURANCE	4,066	6,972	2,026	6,972	7,057	1.22 %
5323750	50500-0	RETIREMENT/MEDICARE TAX	220,508	231,045	101,676	231,045	238,745	3.33 %
TOTAL PERSONNEL COSTS			1,545,778	1,754,333	754,622	1,754,333	1,825,661	4.07 %
5323750	50600-0	TRAINING OF PERSONNEL	267	12,825	0	12,825	12,825	0.00 %
5323750	50800-0	UNIFORMS	12,071	13,775	2,102	13,775	13,775	0.00 %
5323750	56090-0	TRASH REMOVAL	840	3,200	630	3,200	3,200	0.00 %
5323750	60000-0	BUILDING MAINTENANCE	10,293	31,500	28,555	31,500	31,500	0.00 %
5323750	63000-0	EQUIPMENT MAINTENANCE	0	5,670	0	5,670	5,670	0.00 %
5323750	65000-0	GROUPS MAINTENANCE	15,153	19,665	6,550	19,665	19,665	0.00 %
5323750	70000-0	DUES & LICENSES	150	1,155	0	1,155	1,155	0.00 %
5323750	70500-0	TELECOMMUNICATIONS	20,918	16,500	10,330	16,500	16,500	0.00 %
5323750	70800-0	TRAVEL & MEETINGS	0	4,750	0	4,750	4,750	0.00 %
5323750	70907-0	CONTRACTUAL SERVICES	438,414	392,000	78,881	392,000	392,000	0.00 %
5323750	72100-0	EQUIPMENT RENTAL	0	3,078	0	3,078	3,078	0.00 %
5323750	72600-0	TRANSPORTATION	99,227	90,250	70,740	90,250	95,000	5.26 %
5323750	72700-0	SUPPLIES & MATERIALS	24,547	28,800	7,357	28,800	28,800	0.00 %
5323750	78000-0	UNINSURED LOSSES	0	0	0	1,250	0	0.00 %
5323750	89510-0	SPECIAL EQUIPMENT CAPITAL	0	270,100	0	270,100	72,000	-73.34 %
TOTAL NON-PERSONNEL COSTS			621,880	893,268	205,145	894,518	699,918	-21.65 %
TOTAL FUND 532			2,167,658	2,647,601	959,767	2,648,851	2,525,579	-4.61 %
CMN-WAREHOUSE			110,460	197,334	46,185	197,334	349,459	77.09 %
3760 CMN-WAREHOUSE			110,460	197,334	46,185	197,334	349,459	77.09 %
5323760	50000-0	PERSONNEL SALARIES	62,785	92,291	22,401	92,291	166,863	80.80 %
5323760	50200-0	OVERTIME	2,583	2,326	834	2,326	2,326	0.00 %
5323760	50400-0	GROUP HEALTH INSURANCE	16,929	23,307	11,654	23,307	32,964	41.43 %
5323760	50415-0	GROUP LIFE INSURANCE	257	551	95	551	979	77.68 %
5323760	50500-0	RETIREMENT/MEDICARE TAX	17,604	16,420	4,941	16,420	28,888	75.93 %

**LAFAYETTE CONSOLIDATED GOVERNMENT
2023 - 2024 ADOPTED BUDGET
ANNUAL BUDGET BY DEPARTMENT**

COMMUNICATIONS SYSTEM

CODE	EXPENDITURE	ACTUAL	CUR BUDGET	ACTUAL AT	PROJECTED	ADOPTED	ADOPTED VS
		FY 21-22	FY 22-23	4/30/2023	FY 22-23	FY 23-24	CURRENT
TOTAL PERSONNEL COSTS		100,158	134,895	39,925	134,895	232,020	72.00 %
5323760	50800-0 UNIFORMS	839	1,539	319	1,539	1,539	0.00 %
5323760	57180-0 SOFTWARE SUPPORT	0	50,000	0	50,000	50,000	0.00 %
5323760	70907-0 CONTRACTUAL SERVICES	4,098	4,200	2,041	4,200	4,200	0.00 %
5323760	72600-0 TRANSPORTATION	2,274	3,200	2,559	3,200	3,200	0.00 %
5323760	72700-0 SUPPLIES & MATERIALS	3,091	3,500	1,341	3,500	3,500	0.00 %
5323760	89510-0 SPECIAL EQUIPMENT CAPITAL	0	0	0	0	55,000	100.00 %
TOTAL NON-PERSONNEL COSTS		10,302	62,439	6,260	62,439	117,439	88.09 %
TOTAL FUND 532		110,460	197,334	46,185	197,334	349,459	77.09 %
CMN-BUSINESS SUPPORT SERVICES		12,360,630	15,134,511	4,990,815	15,151,674	15,097,207	-0.25 %
3790 CMN-BUSINESS SUPPORT SERVICES		11,086,998	13,646,067	4,351,609	13,663,230	13,690,327	0.32 %
5323790	50000-0 PERSONNEL SALARIES	352,500	615,835	154,565	615,835	627,466	1.89 %
5323790	50100-0 TEMPORARY EMPLOYEES	0	21,000	0	21,000	42,000	100.00 %
5323790	50200-0 OVERTIME	8,347	11,628	5,577	11,628	11,628	0.00 %
5323790	50400-0 GROUP HEALTH INSURANCE	84,873	105,029	52,515	105,029	104,476	-0.53 %
5323790	50415-0 GROUP LIFE INSURANCE	1,453	3,372	653	3,372	3,392	0.59 %
5323790	50500-0 RETIREMENT/MEDICARE TAX	73,524	100,272	29,958	100,272	95,271	-4.99 %
TOTAL PERSONNEL COSTS		520,697	857,136	243,268	857,136	884,233	3.16 %
5323790	50600-0 TRAINING OF PERSONNEL	679	6,080	315	6,080	6,080	0.00 %
5323790	70000-0 DUES & LICENSES	1,846	2,052	275	2,052	2,052	0.00 %
5323790	70300-0 PRINTING & BINDING	39,014	35,750	21,624	35,750	35,750	0.00 %
5323790	70400-0 PUBLICATION & RECORDATION	2,611	0	0	0	0	0.00 %
5323790	70500-0 TELECOMMUNICATIONS	1,356	1,900	579	1,900	1,900	0.00 %
5323790	70795-0 CUSTOMER RELATIONS	714,208	1,123,650	200,530	1,123,650	1,123,650	0.00 %
5323790	70800-0 TRAVEL & MEETINGS	676	11,543	684	11,543	11,543	0.00 %
5323790	70906-0 REGULATORY FEES & PENALTIES	235,601	400,000	161,804	400,000	400,000	0.00 %
5323790	70907-0 CONTRACTUAL SERVICES	912,810	745,400	298,880	745,400	745,400	0.00 %
5323790	72600-0 TRANSPORTATION	4,136	2,850	1,062	2,850	2,850	0.00 %
5323790	72700-0 SUPPLIES & MATERIALS	764	3,800	0	3,800	3,800	0.00 %
5323790	79060-0 PURCH OF SERV-PROGRAMMING	8,652,600	10,455,906	3,422,588	10,473,069	10,473,069	0.16 %
TOTAL NON-PERSONNEL COSTS		10,566,301	12,788,931	4,108,341	12,806,094	12,806,094	0.13 %
TOTAL FUND 532		11,086,998	13,646,067	4,351,609	13,663,230	13,690,327	0.32 %
3791 CMN-CUSTOMER SERVICE		1,273,632	1,488,444	639,206	1,488,444	1,406,880	-5.48 %
5323791	50000-0 PERSONNEL SALARIES	330,418	416,989	129,414	416,989	425,336	2.00 %
5323791	50100-0 TEMPORARY EMPLOYEES	17,164	23,750	0	23,750	23,750	0.00 %
5323791	50200-0 OVERTIME	1,830	14,535	2,129	14,535	14,535	0.00 %
5323791	50400-0 GROUP HEALTH INSURANCE	73,416	87,357	43,679	87,357	82,302	-5.79 %
5323791	50415-0 GROUP LIFE INSURANCE	1,362	2,491	550	2,491	2,536	1.81 %
5323791	50500-0 RETIREMENT/MEDICARE TAX	84,523	82,727	29,965	82,727	84,383	2.00 %
TOTAL PERSONNEL COSTS		508,713	627,849	205,737	627,849	632,842	0.80 %
5323791	50600-0 TRAINING OF PERSONNEL	267	4,307	0	4,307	4,000	-7.13 %
5323791	50800-0 UNIFORMS	559	570	0	570	570	0.00 %
5323791	51000-0 ADMINISTRATIVE COST	57,326	75,000	36,669	75,000	75,000	0.00 %
5323791	56090-0 TRASH REMOVAL	319	300	141	300	300	0.00 %
5323791	60000-0 BUILDING MAINTENANCE	3,806	1,000	852	1,000	1,300	30.00 %
5323791	63000-0 EQUIPMENT MAINTENANCE	532	500	225	500	500	0.00 %
5323791	65000-0 GROUNDS MAINTENANCE	56	100	40	100	100	0.00 %

**LAFAYETTE CONSOLIDATED GOVERNMENT
2023 - 2024 ADOPTED BUDGET
ANNUAL BUDGET BY DEPARTMENT**

COMMUNICATIONS SYSTEM

		ACTUAL	CUR BUDGET	ACTUAL AT	PROJECTED	ADOPTED	ADOPTED	
CODE	EXPENDITURE	FY 21-22	FY 22-23	4/30/2023	FY 22-23	FY 23-24	VS CURRENT	
5323791	66000-0	JANITORIAL SUPPLIES & SERVICES	10,967	10,968	4,570	10,968	10,968	0.00 %
5323791	67000-0	UTILITIES	8,904	5,000	3,478	5,000	5,000	0.00 %
5323791	69120-0	RENT	80,681	98,850	76,414	98,850	37,300	-62.27 %
5323791	70500-0	TELECOMMUNICATIONS	41,418	45,000	16,288	45,000	45,000	0.00 %
5323791	70907-0	CONTRACTUAL SERVICES	533,005	586,300	290,335	588,300	588,300	0.34 %
5323791	72700-0	SUPPLIES & MATERIALS	7,400	7,700	4,457	5,700	5,700	-25.97 %
5323791	80250-0	LEASE INTEREST	4,344	0	0	0	0	0.00 %
5323791	80565-0	AMORTIZATION OF LEASE	15,335	0	0	0	0	0.00 %
5323791	89510-0	SPECIAL EQUIPMENT CAPITAL	0	25,000	0	25,000	0	-100.00 %
TOTAL NON-PERSONNEL COSTS			764,919	860,595	433,469	860,595	774,038	-10.06 %
TOTAL FUND 532			1,273,632	1,488,444	639,206	1,488,444	1,406,880	-5.48 %
CMN-ENGINEERING			4,810,920	6,354,837	2,193,083	6,354,837	6,550,239	3.07 %
3795 CMN-ENGINEERING			4,810,920	6,354,837	2,193,083	6,354,837	6,550,239	3.07 %
5323795	50000-0	PERSONNEL SALARIES	1,403,328	1,948,222	689,454	1,948,222	1,982,878	1.78 %
5323795	50100-0	TEMPORARY EMPLOYEES	40,725	17,100	16,200	17,100	50,000	192.40 %
5323795	50200-0	OVERTIME	56,939	72,675	26,837	72,675	72,675	0.00 %
5323795	50400-0	GROUP HEALTH INSURANCE	266,019	262,248	131,124	262,248	252,598	-3.68 %
5323795	50415-0	GROUP LIFE INSURANCE	5,678	10,406	2,909	10,406	10,496	0.86 %
5323795	50500-0	RETIREMENT/MEDICARE TAX	343,628	407,849	161,427	407,849	417,755	2.43 %
TOTAL PERSONNEL COSTS			2,116,317	2,718,500	1,027,951	2,718,500	2,786,402	2.50 %
5323795	50600-0	TRAINING OF PERSONNEL	1,068	15,390	0	15,390	15,390	0.00 %
5323795	57120-0	COLOCATION	69,997	90,250	39,297	90,250	90,250	0.00 %
5323795	60000-0	BUILDING MAINTENANCE	4,265	6,840	830	6,840	6,840	0.00 %
5323795	63000-0	EQUIPMENT MAINTENANCE	342,332	510,000	130,966	510,000	510,000	0.00 %
5323795	70000-0	DUES & LICENSES	1,050	2,354	626	2,354	2,354	0.00 %
5323795	70500-0	TELECOMMUNICATIONS	26,851	26,125	12,673	26,125	26,125	0.00 %
5323795	70800-0	TRAVEL & MEETINGS	0	9,500	0	9,500	9,500	0.00 %
5323795	70907-0	CONTRACTUAL SERVICES	1,055,130	1,607,000	470,860	1,607,000	1,607,000	0.00 %
5323795	72600-0	TRANSPORTATION	5,571	6,175	1,940	6,175	6,175	0.00 %
5323795	72700-0	SUPPLIES & MATERIALS	8,067	9,850	1,213	9,850	9,850	0.00 %
5323795	73220-0	RIGHT-OF-WAY COST	280	3,325	175	3,325	3,325	0.00 %
5323795	79050-0	PURCH OF SERV-PHONE	429,313	385,000	132,457	385,000	385,000	0.00 %
5323795	79060-0	PURCH OF SERV-PROGRAMMING	56,706	116,928	32,959	116,928	116,928	0.00 %
5323795	79070-0	PURCH OF SERV-INTERNET	693,973	847,600	341,136	847,600	947,600	11.80 %
5323795	89510-0	SPECIAL EQUIPMENT CAPITAL	0	0	0	0	27,500	100.00 %
TOTAL NON-PERSONNEL COSTS			2,694,603	3,636,337	1,165,132	3,636,337	3,763,837	3.51 %
TOTAL FUND 532			4,810,920	6,354,837	2,193,083	6,354,837	6,550,239	3.07 %
CMN-CAPITAL APPROPRIATION			6,173,242	49,310,352	4,127,193	49,310,353	0	-100.00 %
3799 CMN-CAPITAL APPROPRIATION			6,173,242	49,310,352	4,127,193	49,310,353	0	-100.00 %
5323799	77581-0	RESERVE-CMCN-RETAINED EARNINGS	0	2,862,153	0	2,862,153	0	-100.00 %
5323799	89520-0	RETAINED EARNINGS CAPITAL	6,173,242	46,448,199	4,127,193	46,448,200	0	-100.00 %
TOTAL NON-PERSONNEL COSTS			6,173,242	49,310,352	4,127,193	49,310,353	0	-100.00 %
TOTAL FUND 532			6,173,242	49,310,352	4,127,193	49,310,353	0	-100.00 %
TOTAL COMMUNICATIONS SYSTEM			39,426,133	92,572,592	20,700,557	92,572,593	44,012,719	-52.46 %



GENERAL BONDED INDEBTEDNESS





**Lafayette Consolidated Government
2023-24 Adopted Budget
Schedule of Debt Authorized and Unissued
and conditions of Sinking and Reserve Funds
As of June 30, 2023**

	TOTAL		BALANCE	SINKING	RESERVE
	AUTHORIZATION	ISSUED	UNISSUED	FUND BALANCE AS OF 6/30/23	FUND BALANCE AS OF 6/30/23
General Obligation Bonds-Parish	98,000,000	79,900,000	18,100,000	0	0
Certificates of Indebtedness-City	N/A	6,000,000	N/A	0	0
1961 Sales Tax Bonds	(1)	250,225,000	(1)	4,390,012	8,376,819
1985 Sales Tax Bonds	(1)	192,410,000	(1)	1,559,532	7,967,538
Taxable Refunding Bonds Series 2020 - City	N/A	25,835,000	N/A	175,288	0
Utilities Revenue Bonds	(2)	442,143,260	(2)	20,297,550	14,699,683
Communications Revenue Bonds	(2)	125,000,000	(2)	4,879,461	0

(1) - Subject to Louisiana Revised Statutes 39:1430 which provide that annual debt service cannot be in excess of seventy-five percent of the sales tax revenues estimated to be received in the calendar year the bonds are issued; and to existing bond covenants.

(2) - Subject to existing bond covenants.

**Lafayette Consolidated Government
2023-24 Adopted Budget
Summary of Debt Service Schedules**

SCHEDULE OF OBLIGATIONS	ORIGINAL	OUTSTANDING	OUTSTANDING	PRINCIPAL	INTEREST	
	ISSUE	PRINCIPAL 10/31/23	INTEREST 10/31/23	DUE 2023/2024	DUE 2023/2024	TOTAL DUE 2023/2024
Contingency Sinking Fund-Parish GOB	47,545,000	29,510,000	4,845,375	3,910,000	1,059,950	4,969,950
Certificates Of Indebtedness-City	6,000,000	1,525,000	85,136	485,000	46,811	531,811
1961 Sales Tax Bd Sinking Fd-City	159,925,000	96,365,000	27,351,750	9,315,000	3,641,137	12,956,137
1985 Sales Tax Bd Sinking Fd-City	137,385,000	83,760,000	36,216,032	5,885,000	3,283,097	9,168,097
Taxable Refunding Bonds Series 2020 - City	25,835,000	23,360,000	1,652,883	2,485,000	302,138	2,787,138
Bd & Int Redemption Fd-City Utilities	195,945,000	168,485,000	53,124,550	17,400,000	6,232,550	23,632,550
Debt Service Fd-City Communications	105,740,000	69,330,000	14,536,245	7,105,000	3,093,965	10,198,965
Totals	678,375,000	472,335,000	137,811,972	46,585,000	17,659,648	64,244,648

PARISH GENERAL OBLIGATION BONDS
GENERAL OBLIGATION BONDS-PARISH

General Obligation Bonds - Parish this type of bond is issued for the purpose of purchasing, constructing, acquiring, extending and/or improving public works or capital improvements within the unincorporated areas of the Parish of Lafayette. These bonds are secured by and payable from an unlimited ad valorem tax levied and collected by the Parish of Lafayette.

General Obligation Refunding Bonds - Parish this type of bond is issued to refund Parish of Lafayette's outstanding General Obligation Bonds for the purpose of effecting a debt service savings. These bonds are secured by and payable from an unlimited ad valorem tax levied and collected by the Parish of Lafayette.

BOND RATINGS

		Moody's	S&P
Parish General Obligation Bonds	Nov 2020	Aa2	AA stable

SCHEDULE OF DEBT SERVICE

SCHEDULE OF OBLIGATIONS	Issue Date	Original Issue	Outstanding Balance Principal 10/31/2023	Outstanding Balance Interest 10/31/2023	Principal Due 2023/2024	Interest Due 2023/2024	Total Due 2023/2024
General Obligation Ref., Series 2012	5/13/2012	16,315,000	6,910,000	567,275	1,280,000	197,125	1,477,125
General Obligation Ref., Series 2014	6/24/2014	11,045,000	5,990,000	725,200	755,000	183,700	938,700
General Obligation Ref., Series 2020	12/29/2020	20,185,000	16,610,000	3,552,900	1,875,000	679,125	2,554,125
TOTALS			47,545,000	29,510,000	4,845,375	3,910,000	1,059,950
							4,969,950

SCHEDULE OF DEBT SERVICE TO MATURITY

General Obligation Bonds - Parish			
Year Ended October 31,	Principal (3/1)	Interest (3/1, 9/1)	Total
2024	3,910,000	1,059,950	4,969,950
2025	4,100,000	897,475	4,997,475
2026	4,290,000	730,063	5,020,063
2027	3,275,000	582,647	3,857,647
2028-2032	9,960,000	1,393,966	11,353,966
2033-2037	3,975,000	181,275	4,156,275
TOTALS	29,510,000	4,845,375	34,355,375

CERTIFICATES OF INDEBTEDNESS
CERTIFICATES OF INDEBTEDNESS-CITY

The City of Lafayette Certificates of Indebtedness, Series 2011 was issued for the purpose of purchasing and improving real property for municipal purposes. The Certificates of Indebtedness are secured by and payable from the excess of annual revenues of the City of Lafayette.

BOND RATINGS

The City of Lafayette Certificates of Indebtedness do not have a bond rating.

SCHEDULE OF DEBT SERVICE

SCHEDULE OF OBLIGATIONS	Issue Date	Original Issue	Outstanding	Outstanding	Principal Due 2023/2024	Interest Due 2023/2024	Total Due 2023/2024
			Balance Principal 10/31/2023	Balance Interest 10/31/2023			
City of Lafayette, Series 2011	5/11/2011	6,000,000	1,525,000	85,136	485,000	46,811	531,811

SCHEDULE OF DEBT SERVICE TO MATURITY

Certificates of Indebtedness - City			
Year Ended	Principal	Interest	Total
October 31,	(5/1)	(5/1, 11/1)	
2024	485,000	46,811	531,811
2025	510,000	28,653	538,653
2026	530,000	9,673	539,673
TOTALS	1,525,000	85,136	1,610,136

Note: This schedule reflects November 1 (11/1) principal and interest payment for the subsequent fiscal year being paid in October of the preceding fiscal year.

CITY SALES TAX REVENUE BONDS
CITY SALES TAX REVENUE BONDS

City Sales Tax Revenue Bonds this type of bond is issued for the purpose of purchasing, constructing, acquiring, extending and/or improving public works or capital improvements within or for the benefit of the City of Lafayette. These bond issues are secured and payable from a pledge and dedication of the proceeds of either the 1961 City sales and use tax or the 1985 City sales and use tax.

City Sales Tax Revenue Refunding Bonds these bonds are issued to refund City of Lafayette's Public Improvement Sales Tax bonds for the purpose of effecting a debt service savings. These bond issues are secured by and payable from a pledge and dedication of the proceeds of either the 1961 City sales and use tax or the 1985 City sales and use tax.

The City Combined Bond Construction Fund (Fund 441) was created during fiscal year 2017. The City Combined Construction Fund accounts for the proceeds from all City of Lafayette bond issues used to finance capital improvement projects within or for the benefit of the City.

Prior to the City Combined Bond Construction Fund being created a new construction fund was created for each bond issue. With the creation of the new combined fund, the bond projects are subject to a process where each are ranked for funding priority. In anticipation of future bond issues, the projects are approved by the Council(s), and the authority to issue debt from the State Bond Commission (SBC) is requested to incur expenditures for the projects may be granted through "cash lines of credit." This mechanism facilitates the start of projects that will be funded by bonds and provides an indication of outstanding capital commitments.

PROCESS OF BUDGETING BOND FUNDED CAPITAL PROJECTS


BOND RATINGS

		Moody's	S&P
City of Lafayette Sales Tax Revenue Bonds			
1961 and 1985 Taxes	Aug 2020	Aa3	AA Stable
City of Lafayette Sales Tax Revenue Refunding Bds	Aug 2020	Aa3	AA Stable

CITY SALES TAX REVENUE BONDS
SCHEDULE OF DEBT SERVICE
1961 SINKING FUND-CITY

SCHEDULE OF OBLIGATIONS	Issue Date	Original Issue	Outstanding	Outstanding	Principal Due 2023/2024	Interest Due 2023/2024	Total Due 2023/2024	
			Balance Principal 10/31/2023	Balance Interest 10/31/2023				
Public Impr Sales Tax Ref., Series 2011C	12/8/2011	7,960,000	2,575,000	192,550	605,000	81,691	686,691	
Public Impr Sales Tax Ref., Series 2012A	6/1/2012	11,445,000	2,200,000	172,144	415,000	60,363	475,363	
Public Impr Sales Tax, Series 2013	6/21/2013	15,690,000	11,115,000	4,003,306	560,000	449,088	1,009,088	
Public Impr Sales Tax Ref., Series 2014A	10/17/2014	17,060,000	9,560,000	1,766,000	1,175,000	448,625	1,623,625	
Public Impr Sales Tax Ref., Series 2014C	12/5/2014	23,930,000	2,470,000	61,750	2,470,000	61,750	2,531,750	
Public Impr Sales Tax Ref., Series 2015A	12/18/2015	3,550,000	1,225,000	29,221	635,000	22,052	657,052	
Public Impr Sales Tax Ref., Series 2016D	2/26/2016	12,915,000	8,575,000	1,450,325	800,000	292,750	1,092,750	
Public Impr Sales Tax Ref., Series 2017A	7/27/2017	11,460,000	7,645,000	1,971,125	420,000	371,750	791,750	
Public Impr Sales Tax Ref., Series 2018A	12/6/2018	20,175,000	15,375,000	3,304,475	1,330,000	655,200	1,985,200	
Public Impr Sales Tax Ref., Series 2020	9/18/2020	2,940,000	2,940,000	1,204,200	0	117,600	117,600	
Public Impr Sales Tax Ref., Taxable Series 2020A	9/18/2020	7,800,000	7,740,000	426,642	855,000	99,644	954,644	
Public Impr Sales Tax, Series 2020B	9/18/2020	25,000,000	24,945,000	12,770,013	50,000	980,625	1,030,625	
TOTALS			159,925,000	96,365,000	27,351,750	9,315,000	3,641,137	12,956,137

SCHEDULE OF DEBT SERVICE TO MATURITY

1961 City Sales Tax Revenue Bonds			
Year Ended	Principal	Interest	Total
October 31,	(3/1)	(3/1, 9/1)	
2024	9,315,000	3,641,137	12,956,137
2025	8,815,000	3,284,565	12,099,565
2026	7,705,000	2,976,112	10,681,112
2027	8,010,000	2,674,816	10,684,816
2028-2032	35,755,000	8,798,308	44,553,308
2033-2037	13,825,000	3,939,288	17,764,288
2038-2042	8,005,000	1,736,225	9,741,225
2043-2047	4,935,000	301,300	5,236,300
TOTALS	96,365,000	27,351,750	123,716,750

CITY SALES TAX REVENUE BONDS
SCHEDULE OF DEBT SERVICE
1985 SINKING FUND-CITY

SCHEDULE OF OBLIGATIONS	Issue Date	Original Issue	Outstanding	Outstanding	Principal Due 2023/2024	Interest Due 2023/2024	Total Due 2023/2024	
			Balance Principal 10/31/2023	Balance Interest 10/31/2023				
Public Impr Sales Tax Ref., Series 2011D	12/8/2011	11,390,000	3,550,000	263,950	860,000	113,175	973,175	
Public Impr Sales Tax Ref., Series 2012B	6/1/2012	13,710,000	5,680,000	442,350	1,070,000	155,850	1,225,850	
Public Impr Sales Tax Ref., Series 2014B	10/17/2014	1,825,000	970,000	113,447	125,000	28,531	153,531	
Public Impr Sales Tax Ref., Series 2015	2/6/2015	11,825,000	830,000	20,750	830,000	20,750	850,750	
Public Impr Sales Tax Ref., Series 2016A	2/26/2016	21,745,000	835,000	25,275	410,000	18,900	428,900	
Public Impr Sales Tax Ref., Series 2016E	2/26/2016	1,740,000	1,130,000	140,179	110,000	28,273	138,273	
Public Impr Sales Tax Ref., Series 2018B	12/6/2018	18,580,000	14,585,000	3,601,450	1,055,000	615,025	1,670,025	
Public Impr Sales Tax, Series 2019A	4/11/2019	26,070,000	25,705,000	18,799,813	130,000	1,261,688	1,391,688	
Public Impr Sales Tax Ref., Taxable Series 2020C	9/18/2020	5,500,000	5,485,000	292,650	760,000	69,018	829,018	
Public Impr Sales Tax, Series 2020D	9/18/2020	25,000,000	24,990,000	12,516,169	535,000	971,888	1,506,888	
TOTALS			137,385,000	83,760,000	36,216,032	5,885,000	3,283,097	9,168,097

SCHEDULE OF DEBT SERVICE TO MATURITY

1985 City Sales Tax Revenue Bonds			
Year Ended	Principal	Interest	Total
October 31,	(5/1)	(5/1, 11/1)	
2024	5,885,000	3,283,097	9,168,097
2025	5,635,000	3,078,599	8,713,599
2026	5,380,000	2,894,143	8,274,143
2027	5,530,000	2,711,718	8,241,718
2028-2032	18,425,000	11,258,676	29,683,676
2033-2037	15,165,000	8,060,050	23,225,050
2038-2042	17,775,000	4,375,475	22,150,475
2043-2047	9,965,000	554,275	10,519,275
TOTALS	83,760,000	36,216,032	119,976,032

Note: This schedule reflects November 1 (11/1) principal and interest payment for the subsequent fiscal year being paid in October of the preceding fiscal year.

TAXABLE BONDS - CITY
TAXABLE BOND-CITY

Taxable Refunding Bonds - City these bonds were issued for the purpose of refunding the City of Lafayette's outstanding notes with the Firefighters and Municipal Police Employment Retirement Systems. This bond issue is secured by and payable from an irrevocable pledge and dedication of the funds to be derived by the City of Lafayette from the levy and collection of a special ad valorem tax.

BOND RATINGS

	<u>Moody's</u>	<u>S&P</u>
City of Lafayette Taxable Limited Tax Refunding Bds Aug 2020	Aa2	AA Stable

SCHEDULE OF DEBT SERVICE

SCHEDULE OF OBLIGATIONS	Issue Date	Original Issue	Outstanding	Outstanding	Principal Due 2023/2024	Interest Due 2023/2024	Total Due 2023/2024
			Balance Principal 10/31/2023	Balance Interest 10/31/2023			
Taxable Ref. Series 2020	9/18/2020	25,835,000	23,360,000	1,652,883	2,485,000	302,138	2,787,138

SCHEDULE OF DEBT SERVICE TO MATURITY

Year Ended October 31,	Taxable Bond - City		
	Principal (5/1)	Interest (5/1, 11/1)	Total
2024	2,485,000	302,138	2,787,138
2025	2,505,000	283,720	2,788,720
2026	2,525,000	260,809	2,785,809
2027	2,550,000	232,047	2,782,047
2028-2032	13,295,000	574,169	13,869,169
TOTALS	23,360,000	1,652,883	25,012,883

Note: This schedule reflects November 1 (11/1) principal and interest payment for the subsequent fiscal year being paid in October of the preceding fiscal year.

UTILITIES REVENUE BONDS
UTILITY REVENUE BONDS-CITY

Utility Revenue Bonds - City this type of bond is issued for the purpose of constructing, acquiring, developing, extending and improving the electric, water, and wastewater systems of the City of Lafayette Utilities System. These bond issues are secured by and payable from the net revenues of the Utilities System.

Utility Revenue Refunding Bonds - City this type of bond is issued to refund the City of Lafayette's outstanding Utility Revenue Bonds for the purpose of effecting a debt service savings. These bond issues are secured by and payable from the net revenues of the Utilities System.

BOND RATINGS

		<u>Moody's</u>	<u>S&P</u>
Utilities System Revenue Bonds	Oct 2021	A1	AA- Stable
Utilities System Revenue Refunding Bds	Oct 2021	A1	AA- Stable

SCHEDULE OF DEBT SERVICE

SCHEDULE OF OBLIGATIONS	Issue Date	Original Issue	Outstanding	Outstanding	Principal Due 2023/2024	Interest Due 2023/2024	Total Due 2023/2024
			Balance Principal 10/31/2023	Balance Interest 10/31/2023			
Utility Revenue Series Ref. 2017	10/17/2017	59,465,000	50,705,000	15,376,400	3,215,000	2,290,100	5,505,100
Utility Revenue Series 2019	5/1/2019	58,065,000	52,895,000	33,853,250	1,460,000	2,644,750	4,104,750
Utility Revenue Taxable Series Ref. 2021	11/18/2021	78,415,000	64,885,000	3,894,900	12,725,000	1,297,700	14,022,700
TOTALS		195,945,000	168,485,000	53,124,550	17,400,000	6,232,550	23,632,550

SCHEDULE OF DEBT SERVICE TO MATURITY

Year Ended	Utility Revenue Bonds - City		
	Principal	Interest	Total
October 31,	(5/1)	(5/1, 11/1)	
2024	17,400,000	6,232,550	23,632,550
2025	17,880,000	5,744,300	23,624,300
2026	18,375,000	5,239,250	23,614,250
2027	18,875,000	4,716,950	23,591,950
2028-2032	43,960,000	16,933,950	60,893,950
2033-2037	27,965,000	9,211,550	37,176,550
2038-2042	16,285,000	4,460,250	20,745,250
2043-2047	7,745,000	585,750	8,330,750
TOTALS	168,485,000	53,124,550	221,609,550

Note: This schedule reflects November 1 (11/1) principal and interest payment for the subsequent fiscal year being paid in October of the preceding fiscal year.

COMMUNICATIONS SYSTEM REVENUE BONDS
COMMUNICATIONS SYSTEM REVENUE BONDS-CITY

Communications Revenue Bonds this type of bond is issued for the purpose of constructing, acquiring, developing, extending and improving the City of Lafayette's Communications System. These bond issues are secured by and payable from the net revenues of the Communications System.

Communications Revenue Refunding Bonds this type of bond is issued to refund City of Lafayette's outstanding Communications System Revenue Bonds for the purpose of effecting a debt service savings. These bonds are secured by and payable from the net revenues of the Communications System.

BOND RATINGS

		<u>Moody's</u>	<u>S&P</u>
Communications System Revenue Bonds	Oct 2021	A2	A+ Stable
Communications System Revenue Refunding Bds	Oct 2021	A2	A+ Stable

SCHEDULE OF DEBT SERVICE

SCHEDULE OF OBLIGATIONS	Issue Date	Original Issue	Outstanding	Outstanding	Principal Due 2023/2024	Interest Due 2023/2024	Total Due 2023/2024	
			Balance Principal 10/31/2023	Balance Interest 10/31/2023				
Communications Series Ref. 2015	7/22/2015	91,600,000	56,515,000	12,929,875	5,930,000	2,751,363	8,681,363	
Communications Series Ref. 2021A	11/18/2021	7,000,000	6,375,000	961,000	570,000	208,538	778,538	
Communications Taxable Series Ref. 2021B	11/18/2021	7,140,000	6,440,000	645,370	605,000	134,065	739,065	
TOTALS			105,740,000	69,330,000	14,536,245	7,105,000	3,093,965	10,198,965

SCHEDULE OF DEBT SERVICE TO MATURITY

Communications Revenue Bonds - City			
Year Ended	Principal	Interest	Total
October 31,	(11/1)	(5/1, 11/1)	
2024	7,105,000	3,093,965	10,198,965
2025	7,715,000	2,762,565	10,477,565
2026	8,120,000	2,406,865	10,526,865
2027	8,485,000	2,042,565	10,527,565
2028-2032	37,905,000	4,230,285	42,135,285
TOTALS	69,330,000	14,536,245	83,866,245

Note: This schedule reflects November 1 (11/1) principal and interest payment for the subsequent fiscal year being paid in October of the preceding fiscal year.



Lafayette Consolidated Government
2023-24 Adopted Budget
Calculation of Legal General Obligation Debt Margin
Last Ten Fiscal Years
(Unaudited)

City of Lafayette

Fiscal Year	Gross Assessed Value	Any One Purpose	Aggregate All Purpose	Debt Outstanding	Legal Debt Margin	Total General Obligation Debt Applicable to Limitation as a Percentage of Debt Limit
2013	\$1,298,554,207	\$129,855,421	\$454,493,972	\$ -	\$454,493,972	0%
2014	1,347,375,057	134,737,506	471,581,270	-	471,581,270	0%
2015	1,373,379,599	137,337,960	480,682,860	-	480,682,860	0%
2016	1,448,878,182	144,887,818	507,107,364	-	507,107,364	0%
2017	1,553,066,806	155,306,681	543,573,382	-	543,573,382	0%
2018	1,564,560,892	156,456,089	547,596,312	-	547,596,312	0%
2019	1,572,295,611	157,229,561	550,303,464	-	550,303,464	0%
2020	1,599,085,838	159,908,584	559,680,043	-	559,680,043	0%
2021	1,538,106,171	153,810,617	538,337,160	-	538,337,160	0%
2022	1,542,822,415	154,282,242	539,987,845	-	539,987,845	0%

Lafayette Parish

Fiscal Year	Gross Assessed Value	Any One Purpose	Aggregate All Purpose	Debt Outstanding	Legal Debt Margin
2013	\$2,123,625,080	\$212,362,508	no limit	\$64,245,000	no limit
2014	2,231,474,220	223,147,422	no limit	61,820,000	no limit
2015	2,321,605,339	232,160,534	no limit	59,080,000	no limit
2016	2,447,494,074	244,749,407	no limit	56,235,000	no limit
2017	2,641,089,701	264,108,970	no limit	53,290,000	no limit
2018	2,665,288,645	266,528,865	no limit	50,205,000	no limit
2019	2,680,216,083	268,021,608	no limit	46,960,000	no limit
2020	2,750,982,374	275,098,237	no limit	43,555,000	no limit
2021	2,610,448,358	261,044,836	no limit	36,810,000	no limit
2022	2,632,598,034	263,259,803	no limit	33,250,000	no limit

Louisiana Revised Statutes limit the Parish's General Obligation bonded debt for other purposes to 10% of the assessed valuation of the taxable property for a single purpose with no limit on the number of purposes. The City may issue general obligation bonded debt in excess of 10% of the assessed valuation of the taxable property for any single purpose provided that the aggregate for all such purposes (determined at the time of issuance of the bonds) does not exceed 35% of the assessed valuation of the taxable property of the City.



City of Lafayette
2023-24 Adopted Budget
Sales Tax Revenue Bond Parity Coverage
With New Issues & Projected Growth
Minimum Coverage of 1.5

10/31/2023

	2022-23 Projected	2023-24 Adopted	2024-25 Projected	2025-26 Projected	2026-27 Projected	2027-28 Projected
SALES TAX REVENUE						
<i>Projected Sales Tax Growth</i>			3.00%	3.00%	3.00%	3.00%
1961 Sales Tax	56,300,566	55,761,495	57,434,340	59,157,370	60,932,091	62,760,054
1985 Sales Tax	46,354,865	46,384,864	47,776,410	49,209,702	50,685,993	52,206,573
Total Sales Tax	102,655,431	102,146,359	105,210,750	108,367,072	111,618,084	114,966,627
2 Year Average	102,126,508	102,400,895	103,678,554	106,788,911	109,992,578	113,292,356

DEBT SERVICE COVERAGE

1961 Sales Tax

2 Year Avg. Sales Tax	53,268,677	55,787,567	56,031,031	56,597,917	58,295,855	60,044,731
Maximum Debt Service Current and Projected	35,512,451	37,191,711	37,354,020	37,731,945	38,863,903	40,029,820
Debt Service	15,836,021	15,856,137	18,599,565	17,181,112	18,784,816	18,740,267
Coverage Ratio	3.36	3.52	3.01	3.29	3.10	3.20

1985 Sales Tax

2 Year Avg. Sales Tax	44,754,068	46,338,941	46,369,865	47,080,637	48,493,056	49,947,848
Maximum Debt Service Current and Projected	29,836,045	30,892,627	30,913,243	31,387,091	32,328,704	33,298,565
Debt Service	14,782,273	13,071,312	12,614,882	15,157,316	15,140,970	14,892,466
Coverage Ratio	3.03	3.55	3.68	3.11	3.20	3.35
Average Coverage Ratio	3.20	3.53	3.34	3.20	3.15	3.28

PROJECTED BOND ISSUES

<i>Projected Sales Tax Growth</i>			3.00%	3.00%	3.00%	3.00%
1961 Sales Tax	38,630,000	-	47,100,000	-	20,250,000	-
Debt Service	2,900,000	-	3,600,000	-	1,600,000	-
Estimated Coverage	3.36	3.52	3.01	3.29	3.10	3.20
1985 Sales Tax	54,800,000	-	-	38,650,000	-	11,450,000
Debt Service	3,800,000	-	-	3,000,000	-	700,000
Estimated Coverage	3.03	3.55	3.68	3.11	3.20	3.35
Total Bonds	93,430,000	-	47,100,000	38,650,000	20,250,000	11,450,000



FIVE-YEAR CAPITAL IMPROVEMENT PROGRAM (CIP)

The Five-Year Capital Improvement Program (CIP) is a plan in which LCG's capital projects are projected over the course of the next five fiscal years. Funding will be approved by the City Council and the Parish Council for the first year of the program during the budget process. Capital improvement projects are defined as infrastructure, equipment purchases, or construction that results in a capitalized asset and having a useful life of more than one year.

Each year all of LCG's capital improvement project lists are reassessed to include updated projections on capital projects. Proposed new capital projects are prioritized by departmental directors, staff, and administration. Projects are included in the budget based on priority and the financial sources available and/or debt considered and overall consistency with LCG's goals and objectives. During the annual evaluation process, engineers and project managers discuss project costs, timelines, resources required, potential obstacles and other collaborations that may need to occur to successfully complete the project.

In addition to a Five-Year Capital Improvement Program Budget, Section 5-05 of the Home Rule Charter requires that a Capital Improvement budget must include the estimated annual cost of operating and maintaining the capital improvement to be constructed or acquired. When a new capital improvement project is undertaken, consideration is given to the operational impact of the project. The operational impact depends on the nature of the capital improvement project. These costs must be funded in the appropriate operating fund budget.

In recent years, due to fiscal constraints, LCG has focused the Capital Budget on maintaining existing infrastructure, such as roads and building maintenance projects. Typically, these types of recurring capital projects have minimal impact on the Operating Budget. Some projects may produce ongoing operational savings, such as new LED lighting throughout the City and recreation centers. The estimated impacts of operating costs can be found within this section of the budget document.

In addition to this section all capital projects budgeted for this fiscal year can be located in the Capital Appropriations section of this budget document. The Capital Appropriations section includes projects that are included in the first year of the CIP as well as normal capital such as vehicle and equipment purchases and/or replacements.





**2023-24 Adopted Budget
Five-Year Capital Improvement Program (Entity-Wide) Summary**

The grand total of LCG's entity-wide five-year capital improvement program from FY 2024 to FY 2028 is \$627,742,204. The entity-wide five-year capital improvement program includes Non-Utilities, Utilities System, and Communications System. A summary of the entity-wide five-year capital improvement program is below. Detailed information can be found in the Five-Year Capital Improvement Program (CIP) Section of this budget document.

The Non-Utilities CIP identifies major public improvements to roads, bridges, drainage, sidewalks, public buildings, and parks. The Utilities System CIP identifies major public improvements to the electric, water, and wastewater systems. The Communications System CIP identifies major public improvements for the telecommunications system.

The capital amounts listed in the Five-Year Capital Improvement Program (CIP) Section of this budget document will not reconcile to the amounts listed in the Capital Appropriations Section. The capital amounts listed in the Five-Year CIP section includes bond proceeds and prior year accumulated retained earnings.

	Adopted	Projected				^{10/31/23}
	FY 23-24	FY 24-25	FY 25-26	FY 26-27	FY 27-28	TOTAL
Source of Funds						
Non-Utilities						
Parish Funds	14,559,272	0	0	0	0	14,559,272
Library Fund	0	85,000	50,000	140,000	69,650	344,650
City & Parish (Joint) Funds	365,000	0	0	0	0	365,000
City Pay as You Go Fund	64,155,617	47,455,364	48,826,583	50,239,199	51,679,024	262,355,787
City PY Bond Reserves	5,500,000	0	0	0	0	5,500,000
City Bonds	0	47,100,000	38,650,000	20,250,000	11,450,000	117,450,000
Non-Utilities Total	84,579,889	94,640,364	87,526,583	70,629,199	63,198,674	400,574,709
Utilities						
Utilities System Fund	42,516,570	41,677,283	34,623,806	51,248,464	46,602,315	216,668,438
Utilities Bonds	20,588,400	16,000,000	60,000,000	0	0	96,588,400
Utilities Total	63,104,970	57,677,283	94,623,806	51,248,464	46,602,315	313,256,838
Communications System						
Communications System Fund	10,673,242	8,300,958	9,459,478	10,770,901	11,160,872	50,365,451
Communications System Total	10,673,242	8,300,958	9,459,478	10,770,901	11,160,872	50,365,451
Total Source of Funds	158,358,101	160,618,605	191,609,867	132,648,564	120,961,861	764,196,998

Use of Funds

Non-Utilities

Parish Projects	14,559,272	0	0	0	0	14,559,272
Parish Library Projects	0	85,000	50,000	140,000	69,650	344,650
City & Parish (Joint) Projects	365,000	0	0	0	0	365,000
City Pay as You Go Projects	64,155,617	47,455,365	48,826,584	50,239,199	51,679,024	262,355,789
City Bond Projects	5,500,000	47,100,000	38,650,000	20,250,000	11,450,000	122,950,000
Non-Utilities Total	84,579,889	94,640,365	87,526,584	70,629,199	63,198,674	400,574,711

Utilities System

Utilities System Projects	42,790,000	41,165,000	59,835,000	21,435,000	17,175,000	182,400,000
Utilities System Total	42,790,000	41,165,000	59,835,000	21,435,000	17,175,000	182,400,000

Communications System

Communications System Projects	10,618,167	8,300,000	9,459,000	10,595,860	10,918,152	49,891,179
Communications System Total	10,618,167	8,300,000	9,459,000	10,595,860	10,918,152	49,891,179

Total Use of Funds

Total Use of Funds	137,988,056	144,105,365	156,820,584	102,660,059	91,291,826	632,865,890
---------------------------	--------------------	--------------------	--------------------	--------------------	-------------------	--------------------



FIVE-YEAR CAPITAL IMPROVEMENT PROGRAM (NON-UTILITIES)

Lafayette City-Parish Consolidated Government Capital Improvement Project (CIP) list is reassessed each year to include updated projections on capital projects. Engineers and project managers discuss project costs, timelines, resources required and other collaborations that may need to occur to successfully complete the project. Funding requests for asphalt and concrete projects are put forth using a street rating system, while others, such as bridge funding requests, are based on when bridges are ready for replacement (based on design completion and permits received). A recap of major city projects is presented below.

Streets:

- University Corridor Initiative: This is a multi-faceted project that included a corridor study, flood study, economic impact, safety, intersection improvements, roadway section updates, and the addition of sidewalks where required. Phase I of the project was bid construction is scheduled to begin late 2023. Phase II of the build is expected to be bid sometime in early 2024. The adopted budget for Phase I is \$9,500,000 comprised of PAYG capital and bond funds with State appropriations totaling \$23,000,000 through FY 2024.
- North St. Antoine Street Extension: This is a multi-million-dollar extension of North St. Antoine from Interstate -10 to West Pont des Mouton. The project includes two new bridges, a 3-lane roadway section, and the addition of a 5' wide sidewalks on the east side of the roadway extension and a 10' wide shared use bike path on the west side. Construction is expected to begin in Spring of 2024 and last approximately 2 years. The total project is budgeted at \$13,000,000 primarily with bond funds.

Drainage:

- Downtown Drainage: In an effort to temporarily store excess rainfall to reduce or eliminate street and structure flooding, the project consists of several underground storage facilities within the downtown area. To date Phase I of the project, located at the intersection of Jefferson and Lee is complete and fully functional. Phase II located along St. John Street is under construction with an expected completion date before the end of the year. In addition to these, several other storage basins are under consideration or design. The project also includes the installation of 60 – 80 additional inlets in the area to direct the rainfall underground to these basins.
- Detention Pond Program: LCG will continue to provide additional drainage resilience with the construction of several detention ponds throughout the Parish during FY 23-24. In total, it is expected that over 400 acres of ponds will be constructed in the next two years at an estimated cost of between \$2 - 4 Million. The projects to date, and in the future, will provide for the lowering of water surface in Bayou Vermilion, Coulee Ile des Cannes, Isaac Verot Coulee Laterals and Coulee Mine.

Sidewalks:

- Downtown Sidewalks/Curbs/Overlay: This project will provide for sidewalk rehabilitation and modifications to meet ADA requirements within the downtown area providing more efficient and safe access corridors to major businesses and public buildings. Currently, the plans are 100% complete and with one acquisition of the necessary easements to construct the project remaining. The current budget is over \$1,000,000 comprised of PAYG capital and bond funds. The project is expected to be bid in early 2024.
- FTA Transit Access Improvements (Main Street): This project will provide for sidewalk rehabilitation and modifications with some streetscape features to meet ADA along Main Street to major businesses and public buildings. Currently, preliminary plans are 85% complete. The first phase of the project is expected to cost \$1,200,000 comprised of a \$1,000,000 grant funding with \$1,000,000 in bond program to complete Phase I and begin design of Phase II. The project is expected to be bid in mid-2024.



Lafayette Consolidated Government

2023-24 Adopted Budget

Five-Year Capital Improvement Program (Non-Utilities) Summary

	Adopted	Projected				10/31/23
	FY 23-24	FY 24-25	FY 25-26	FY 26-27	FY 27-28	TOTAL
Source of Funds						
Parish Projects						
Parish General Fund 105	2,024,465	0	0	0	0	2,024,465
Animal Shelter & Care Center Fd 206	20,500	0	0	0	0	20,500
Road & Bridge Maintenance Fund 260	6,556,306	0	0	0	0	6,556,306
Drainage Fund 261	2,919,323	0	0	0	0	2,919,323
Adult Correctional Center Fund 262	618,678	0	0	0	0	618,678
Courthouse Complex Fund 264	1,300,000	0	0	0	0	1,300,000
Juvenile Detention Facility Fund 265	37,000	0	0	0	0	37,000
Storm Water Management Fund 273	1,083,000	0	0	0	0	1,083,000
Subtotal Parish Projects	14,559,272	0	0	0	0	14,559,272
Parish Library						
Library Fund 263	0	85,000	50,000	140,000	69,650	344,650
City & Parish (Joint) Projects						
Central Vehicle Maintenance Fd 702	242,000	0	0	0	0	242,000
Environmental Services Fund 550	123,000	0	0	0	0	123,000
Subtotal City & Parish (Joint) Projec	365,000	0	0	0	0	365,000
City of Lafayette						
Sales Tax Cap Improv-City Fund 401	64,155,617	47,455,364	48,826,583	50,239,199	51,679,024	262,355,787
PY Bond Reserve	5,500,000	0	0	0	0	5,500,000
Bonds	0	47,100,000	38,650,000	20,250,000	11,450,000	117,450,000
Subtotal City of Lafayette	69,655,617	94,555,364	87,476,583	70,489,199	63,129,024	385,305,787
Total Source of Funds	84,579,889	94,640,364	87,526,583	70,629,199	63,198,674	400,332,709
Use of Funds						
Parish Projects						
Normal Capital	3,240,978	0	0	0	0	3,240,978
Widening/ Realignment and Reconstruction	3,448,971	0	0	0	0	3,448,971
Bridges	3,900,000	0	0	0	0	3,900,000
Drainage	2,569,323	0	0	0	0	2,569,323
Public Buildings	1,400,000	0	0	0	0	1,400,000
Subtotal Parish Projects	14,559,272	0	0	0	0	14,559,272
Parish Library						
Automation/Computer Equip	0	0	0	30,000	54,650	84,650
General Plant	0	85,000	50,000	110,000	15,000	260,000
Subtotal Parish Library	0	85,000	50,000	140,000	69,650	344,650



Lafayette Consolidated Government

2023-24 Adopted Budget

Five-Year Capital Improvement Program (Non-Utilities) Summary

	Adopted	Projected				10/31/23
	FY 23-24	FY 24-25	FY 25-26	FY 26-27	FY 27-28	TOTAL
City & Parish (Joint) Projects						
Normal Capital	365,000	0	0	0	0	365,000
City Pay as You Go						
Admin/Program Costs	16,232,083	16,337,251	16,756,681	17,193,107	17,647,302	84,166,424
Departmental Normal						
Capital and Reserves	30,811,249	15,094,114	16,045,903	17,022,092	18,007,722	96,981,080
Streets	11,670,285	9,000,000	9,000,000	9,000,000	9,000,000	47,670,285
Drainage	3,692,000	5,284,000	5,284,000	5,284,000	5,284,000	24,828,000
Sidewalks	95,000	95,000	95,000	95,000	95,000	475,000
Public Buildings	1,020,000	470,000	470,000	470,000	470,000	2,900,000
Recreation/Parks	635,000	1,175,000	1,175,000	1,175,000	1,175,000	5,335,000
Subtotal City PAYG	64,155,617	47,455,365	48,826,584	50,239,199	51,679,024	262,355,789
City Bond Program						
Streets	3,500,000	14,600,000	12,400,000	2,200,000	2,200,000	34,900,000
Drainage	0	7,000,000	5,000,000	7,800,000	5,000,000	24,800,000
Sidewalks	0	2,750,000	4,500,000	3,000,000	1,000,000	11,250,000
Public Buildings	0	18,000,000	13,500,000	4,000,000	0	35,500,000
Recreation/Parks Projects	2,000,000	4,750,000	3,250,000	3,250,000	3,250,000	16,500,000
Subtotal City Bond Program	5,500,000	47,100,000	38,650,000	20,250,000	11,450,000	122,950,000
Total Use of Funds	84,579,889	94,640,365	87,526,584	70,629,199	63,198,674	400,574,711



Lafayette Consolidated Government
2023-24 Adopted Budget
Five-Year Capital Improvement Program (Non-Utilities)
Estimated Operation & Maintenance Expenses

10/31/23

When a new capital improvement project is undertaken, consideration is given to the operational impact of the project. The operational impact includes additional costs for staff, maintenance, debt and other expenses. The operational impact depends on the nature of the capital improvement project. These costs must be funded in the appropriate operating fund budget.

In recent years, due to fiscal constraints, LCG has focused the capital budget on maintaining existing infrastructure, such as roads and building maintenance projects. Typically, these types of recurring capital projects have minimal impact on the Operating Budget. Some projects may produce ongoing operational savings, such as new lighting throughout the City and recreation centers.

The maintenance costs for streets and drainage improvements included in the capital budget will have very little operational impact because most are existing roads in need of repair. The maintenance costs for these roads are currently budgeted through the Department of Traffic, Roads, & Bridges operating budget, and these improvements should reduce the maintenance needs in the department. The improvements to the striping of streets, intersection improvements and sidewalk repairs and construction should make the streets safer.

The estimated impacts of operating costs are listed below.

	Adopted	Projected				TOTAL
	FY 23-24	FY 24-25	FY 25-26	FY 26-27	FY 27-28	
Estimated Operating & Maintenance Expenses						
Streets	13,512	14,160	12,840	6,720	6,720	53,952
Drainage	46,960	92,130	77,130	98,130	77,130	391,480
Public Buildings	2,420	18,470	13,970	4,470	470	39,800
Recreation/Parks	2,635	5,925	4,425	4,425	4,425	21,835
Total Estimated O&M Costs	65,526	130,685	108,365	113,745	88,745	507,066



Five-Year Capital Improvement Program (Non-Utilities)

10/16/2023

		Existing Projects			Projected					
		Budget	Balance	Existing Work	Adopted					
		@ 4/30/23	@ 4/30/23	Order Changes	FY 23-24	FY 24-25	FY 25-26	FY 26-27	FY 27-28	
I Normal Capital										
1	NORMAL CAPITAL - Fund 206			AS	0	20,500	0	0	0	0
2	NORMAL CAPITAL - Fund 260			R	0	1,231,800	0	0	0	0
3	NORMAL CAPITAL - Fund 261			D	0	350,000	0	0	0	0
4	NORMAL CAPITAL - Fund 262			AC	0	518,678	0	0	0	0
5	NORMAL CAPITAL - Fund 265			JD	0	37,000	0	0	0	0
6	NORMAL CAPITAL - Fund 273			SW	0	1,083,000	0	0	0	0
Normal Capital Total:					0	3,240,978	0	0	0	0
II Widening/Realignment/Reconstruction:										
7	ASPHALT & GRAVEL SUPPLIES		420,000	R	0	105,000	0	0	0	0
8	ASPHALT OVERLAY/RECONS-PARWIDE		19,727,360	R	0	1,800,000	0	0	0	0
9	ASPHALT STREET PATCHING		1,650,000	R	0	450,000	0	0	0	0
10	ASPHALT STREET PRESERV-PARISH		3,850,000	R	0	750,000	0	0	0	0
11	CUE ROAD EXTENSION		200,000	R	0	0	0	0	0	0
12	GRAVEL ROAD CONVERSION		0	R	0	179,506	0	0	0	0
12A	GRAVEL ROAD CONVERSION		0	GF	0	24,465	0	0	0	0
13	PAVEMENT MARKINGS		227,292	R	0	120,000	0	0	0	0
14	UNIMPROVED STREETS		20,000	R	0	20,000	0	0	0	0
Widening/Realignment/Reconstruction Total:					0	3,448,971	0	0	0	0
Bridges:										
15	BRIDGE IMPROVEMENTS - PARISH		0	GF	0	2,000,000	0	0	0	0
16	BRIDGE IMPROVEMENTS - PARISH		0	R	0	1,700,000	0	0	0	0
17	BRIDGE REPAIRS-PARISH		458,710	R	0	200,000	0	0	0	0
18	PARISH BRIDGE IMPRV		3,885,851	R	0	0	0	0	0	0
Bridges Total:					0	3,900,000	0	0	0	0
III Parish Drainage Projects:										
19	BAYOU VERMILION FLOOD CONTROL		1,800,000	D	0	0	0	0	0	0
20	BAYOU VERMILION FLOOD CONTROL		1,919,000	PS	0	0	0	0	0	0
21	BAYOU VERMLN FL CTRL-CHAPPUIS		499,304	PS	0	0	0	0	0	0
22	COULEE GRANGES/CIDC FL CONTROL		76,000	PS	0	0	0	0	0	0
23	COULEE ILE DES CANNES		100,000	D	0	0	0	0	0	0
24	COULEE ILE DES CANNES, SCOTT IGA		1,285,000	D	0	0	0	0	0	0
25	COULEE INSPECTION-EARTHEN PROJECT		280,000	GF	0	0	0	0	0	0
26	COULEE INSPECTION-EARTHEN		0	D	0	200,000	0	0	0	0
27	COULEE MAINT-UNIMPROVED COULEE		0	D	0	921,323	0	0	0	0
28	COULEE MINE EAST FLOOD CONTROL		226,000	D	0	0	0	0	0	0
29	COULEE MINE-I10 NORTH		595,000	D	0	0	0	0	0	0
30	DRAINAGE IMPROVEMENT-CITY		629,800	D	0	0	0	0	0	0
31	DRAINAGE IMPROVEMENT-PARISH		346,387	D	0	0	0	0	0	0
32	FLOOD PLAIN MGMT		442,848	D	0	50,000	0	0	0	0
33	PARISH DRAINAGE IMPROVEMENTS		500,000	PS	0	0	0	0	0	0
34	PARISH DRAINAGE IMPROVEMENTS		1,457,847	D	0	100,000	0	0	0	0
35	PARISH DRAINAGE PROGRAM		869,954	D	0	0	0	0	0	0
36	ROADSIDE EXCAV/CHANNEL CLR PAR		420,000	D	0	1,248,000	0	0	0	0
37	SECONDARY DRAINAGE-PARISH		289,050	GF	0	0	0	0	0	0
38	SECONDARY DRAINAGE-PARISH		1,430,163	D	0	50,000	0	0	0	0
Parish Drainage Projects Total:					0	2,569,323	0	0	0	0
IV Public Buildings Improvement:										
39	BUCHANAN GARAGE IMPROVEMENTS		7,000,000	CC	0	0	0	0	0	0
40	LAF PARISH COURTHOUSE IMPR		3,300,001	CC	0	0	0	0	0	0
41	LPCC BUILDING IMPROVEMENTS/REPAIRS		1,549,973	AC	0	100,000	0	0	0	0
42	LPCH COMPLEX IMPROVEMENTS		404,155	CC	0	100,000	0	0	0	0
43	LPCH ESCALATOR RPL		0	CC	0	1,200,000	0	0	0	0
Public Buildings Improvement Total:					0	1,400,000	0	0	0	0



Five-Year Capital Improvement Program (Non-Utilities)

		Existing Projects			Projected					10/16/2023
		Budget	Balance	Existing Work	Adopted	Projected				
		@ 4/30/23	@ 4/30/23	Order Changes	FY 23-24	FY 24-25	FY 25-26	FY 26-27	FY 27-28	
V Parish Recreation Improvements:										
44	JUDICE PARK IMPROVEMENTS	CE	30,000	12,610	0	0	0	0	0	0
45	JUDICE PARK IMPROVEMENTS	PR	550,279	464,910	0	0	0	0	0	0
46	PARK IMPROVEMENTS-PARISHWIDE	CE	359,364	195,891	0	0	0	0	0	0
47	PICARD PARK IMPORVEMENTS	CE	25,000	21,158	0	0	0	0	0	0
48	PICARD PARK IMPORVEMENTS	PR	75,000	65,000	0	0	0	0	0	0
Parish Recreation Improvements Total:			1,039,643	759,568	0	0	0	0	0	0
Parish Projects Total:			56,899,337	15,149,491	0	14,559,272	0	0	0	0

LEGEND:

- AC - Adult Correctional Center Fund 262
- AS - Animal Shelter & Care Center Fund 206
- CC - Courthouse Complex Fund 264
- CE - Cultural Economy Fund 274
- D - Drainage Maintenance Fund 261
- GF - Parish General Fund 105
- JD - Juvenile Detention Facility Fund 265
- PR - Parishwide Parks & Recreation Projects Fund 276
- PS - Parishwide Streets, Drainage, Bridge Fund 275
- R - Road & Bridge Maintenance Fund 260
- SW - Storm Water Management Fund 273



**Lafayette Parish Public Library
2023-24 Adopted Budget
Five-Year Capital Improvement Program**

	Existing Projects		Existing Work Order Changes	Adopted FY 23-24	Projected 10/16/23			
	Budget @ 4/30/2023	Balance @ 4/30/2023			FY 24-25	FY 25-26	FY 26-27	FY 27-28
REVENUES:								
I. PAY-AS-YOU-GO:								
1 Local funding				0	85,000	50,000	140,000	69,650
TOTAL REVENUES				0	85,000	50,000	140,000	69,650
APPROPRIATIONS:								
I. PAY-AS-YOU-GO:								
Equipment								
2 East Regional Furniture & Equipment	0	0	0	0	0	0	0	0
3 Main Furniture & Equipment	120,000	83,407	0	0	0	0	0	0
4 North Regional Furniture & Equipment	40,800	35,192	0	0	0	0	0	0
5 Other locations Furniture & Equipment	60,000	48,019	0	0	0	0	0	0
6 South Regional Furniture & Equipment	76,000	59,269	0	0	0	0	0	0
7 West Regional Furniture & Equipment	0	0	0	0	0	0	0	0
Subtotal - Equipment	296,800	225,886	0	0	0	0	0	0
Automation & Computer Equipment								
8 Automation & tech infrastructure	36,000	15,794	0	0	0	0	30,000	0
9 East Regional - Makerspace Technology	8,000	7,896	0	0	0	0	0	0
10 East Regional Computer Equipment	135,000	113,421	0	0	0	0	0	0
11 Main - Makerspace Technology	32,500	27,209	0	0	0	0	0	0
12 Main Computer Equipment	180,000	168,862	0	0	0	0	0	0
13 North Regional - Makerspace Technology	23,000	7,346	0	0	0	0	0	0
14 North Regional Computer Equipment	120,000	103,441	0	0	0	0	0	0
15 Other locations Computer Equipment	70,000	23,949	0	0	0	0	0	54,650
16 South Regional Computer Equipment	160,000	142,861	0	0	0	0	0	0
17 West Regional - Makerspace Technology	0	0	0	0	0	0	0	0
18 West Regional Computer Equipment	0	0	0	0	0	0	0	0
Subtotal - Automation	764,500	610,778	0	0	0	0	30,000	54,650
General Plant								
19 Bld/gen plant - East Regional Library	200,000	135,944	0	0	0	0	25,000	0
20 Bld/gen plant - Main Library	1,020,000	323,164	0	0	60,000	0	60,000	0
21 Bld/gen plant - North Regional Library	285,000	214,198	0	0	0	0	0	15,000
22 Bld/gen plant - Other Locations	145,000	57,425	0	0	0	0	0	0
23 Bld/gen plant - South Regional Library	357,500	142,668	0	0	0	50,000	0	0
24 Bld/gen plant - West Regional Library	0	0	0	0	25,000	0	25,000	0
Subtotal - General Plant	2,007,500	873,399	0	0	85,000	50,000	110,000	15,000
Construction								
25 Main Library-supplemental	172,836	1	0	0	0	0	0	0
26 North Regional Library Expansion	4,000,000	3,703,000	0	0	0	0	0	0
27 Northeast Regional Library	8,000,000	7,464,565	0	0	0	0	0	0
28 South Regional Library Expansion	4,000,000	3,449,440	0	0	0	0	0	0
29 West Regional Library-supplemental	1,800,000	687,106	0	0	0	0	0	0
Subtotal - Construction	17,972,836	15,304,112	0	0	0	0	0	0
TOTAL APPROPRIATIONS	21,041,636	17,014,176	0	0	85,000	50,000	140,000	69,650



City & Parish (Joint) of Lafayette
2023-24 Adopted Budget
Five-Year Capital Improvement Program (Non-Utilities)

		Existing Projects		Existing Work Order Changes	Adopted FY 23-24	Projected 10/16/2023			
		Budget @ 4/30/23	Balance @ 4/30/23			FY 24-25	FY 25-26	FY 26-27	FY 27-28
REVENUES									
I. PAY-AS-YOU-GO:									
1	CENTRAL VEHICLE MAINTENANCE	VM		0	242,000	0	0	0	0
2	ENVIRONMENTAL SERVICES FUND	EQ		0	123,000	0	0	0	0
TOTAL REVENUES				0	365,000	0	0	0	0
APPROPRIATIONS									
I. PAY-AS-YOU-GO:									
3	NORMAL CAPITAL	EQ		0	123,000	0	0	0	0
4	NORMAL CAPITAL	VM		0	242,000	0	0	0	0
PUBLIC BUILDING									
5	DEBRIS DROP FACILITY	EQ	1,250,000	1,170,649	0	0	0	0	0
CITY & PARISH PROJECTS TOTAL:				0	365,000	0	0	0	0

LEGEND:

EQ - ENVIRONMENTAL SERVICES FUND 550

VM - CENTRAL VEHICLE MAINTENANCE FUND 702



**City of Lafayette
2023-24 Adopted Budget**

Five-Year Capital Improvement Program (Non-Utilities) Summary

	Adopted	Projected				10/31/23
	FY 23-24	FY 24-25	FY 25-26	FY 26-27	FY 27-28	TOTAL
Source of Funds						
Sales Tax	42,950,238	44,244,177	45,585,202	46,966,570	48,375,568	228,121,755
Interest Income	919,609	200,000	200,000	200,000	200,000	1,719,609
Internal Transfers In	2,977,347	3,007,120	3,037,192	3,067,564	3,098,239	15,187,462
Miscellaneous Other	3,949	4,067	4,189	5,065	5,217	22,487
Use of Fund Balance	17,304,474	0	0	0	0	17,304,474
PY Bond Reserve	5,500,000	0	0	0	0	5,500,000
Bonds	0	47,100,000	38,650,000	20,250,000	11,450,000	117,450,000
Total Source of Funds	69,655,617	94,555,364	87,476,583	70,489,199	63,129,024	385,305,787
City Pay as You Go						
Admin/Program Costs	16,232,083	16,337,251	16,756,681	17,193,107	17,647,302	84,166,424
Departmental Normal						
Capital and Reserves	30,811,249	15,094,114	16,045,903	17,022,092	18,007,722	96,981,080
Streets	11,670,285	9,000,000	9,000,000	9,000,000	9,000,000	47,670,285
Drainage	3,692,000	5,284,000	5,284,000	5,284,000	5,284,000	24,828,000
Sidewalks	95,000	95,000	95,000	95,000	95,000	475,000
Public Buildings	1,020,000	470,000	470,000	470,000	470,000	2,900,000
Recreation/Parks	635,000	1,175,000	1,175,000	1,175,000	1,175,000	5,335,000
Subtotal City PAYG	64,155,617	47,455,365	48,826,584	50,239,199	51,679,024	262,355,789
City Bond Program						
Streets	3,500,000	14,600,000	12,400,000	2,200,000	2,200,000	34,900,000
Drainage	0	7,000,000	5,000,000	7,800,000	5,000,000	24,800,000
Sidewalks	0	2,750,000	4,500,000	3,000,000	1,000,000	11,250,000
Public Buildings	0	18,000,000	13,500,000	4,000,000	0	35,500,000
Recreation/Parks Projects	2,000,000	4,750,000	3,250,000	3,250,000	3,250,000	16,500,000
Subtotal City Bond Program	5,500,000	47,100,000	38,650,000	20,250,000	11,450,000	122,950,000
Total City Capital Improvement Program	69,655,617	94,555,365	87,476,584	70,489,199	63,129,024	385,305,789

**City of Lafayette
2023-24 Adopted Budget**

Five-Year Capital Improvement Program (Non-Utilities) Summary

Estimated Operation & Maintenance Expenses

	Adopted	Projected				TOTAL
	FY 23-24	FY 24-25	FY 25-26	FY 26-27	FY 27-28	
I. PAY AS YOU GO PROGRAM:						
Street Projects	7,002	5,400	5,400	5,400	5,400	28,602
Drainage Projects	27,690	39,630	39,630	39,630	39,630	186,210
Recreation/Parks Projects	635	1,175	1,175	1,175	1,175	5,335
Public Building Projects	1,020	470	470	470	470	2,900
TOTAL PAYG O&M	36,347	46,675	46,675	46,675	46,675	223,047
II. BOND PROGRAM						
Street Projects	2,100	8,760	7,440	1,320	1,320	20,940
Drainage Projects	0	52,500	37,500	58,500	37,500	186,000
Recreation/Parks Projects	2,000	4,750	3,250	3,250	3,250	16,500
Public Building Projects	0	18,000	13,500	4,000	0	35,500
TOTAL BOND O&M	4,100	66,010	48,190	63,070	42,070	223,440
TOTAL ESTIMATED O&M COSTS	40,447	112,685	94,865	109,745	88,745	446,487



City of Lafayette
2023-24 Adopted Budget
Sales Tax Revenue Bond Parity Coverage
With New Issues & Projected Growth
Minimum Coverage of 1.5

10/31/2023

	2022-23 Projected	2023-24 Adopted	2024-25 Projected	2025-26 Projected	2026-27 Projected	2027-28 Projected
SALES TAX REVENUE						
<i>Projected Sales Tax Growth</i>			3.00%	3.00%	3.00%	3.00%
1961 Sales Tax	56,300,566	55,761,495	57,434,340	59,157,370	60,932,091	62,760,054
1985 Sales Tax	46,354,865	46,384,864	47,776,410	49,209,702	50,685,993	52,206,573
Total Sales Tax	102,655,431	102,146,359	105,210,750	108,367,072	111,618,084	114,966,627
2 Year Average	102,126,508	102,400,895	103,678,554	106,788,911	109,992,578	113,292,356

DEBT SERVICE COVERAGE

1961 Sales Tax

2 Year Avg. Sales Tax	53,268,677	55,787,567	56,031,031	56,597,917	58,295,855	60,044,731
Maximum Debt Service Current and Projected	35,512,451	37,191,711	37,354,020	37,731,945	38,863,903	40,029,820
Debt Service	15,836,021	15,856,137	18,599,565	17,181,112	18,784,816	18,740,267
Coverage Ratio	3.36	3.52	3.01	3.29	3.10	3.20

1985 Sales Tax

2 Year Avg. Sales Tax	44,754,068	46,338,941	46,369,865	47,080,637	48,493,056	49,947,848
Maximum Debt Service Current and Projected	29,836,045	30,892,627	30,913,243	31,387,091	32,328,704	33,298,565
Debt Service	14,782,273	13,071,312	12,614,882	15,157,316	15,140,970	14,892,466
Coverage Ratio	3.03	3.55	3.68	3.11	3.20	3.35
Average Coverage Ratio	3.20	3.53	3.34	3.20	3.15	3.28

PROJECTED BOND ISSUES

<i>Projected Sales Tax Growth</i>			3.00%	3.00%	3.00%	3.00%
1961 Sales Tax	38,630,000	-	47,100,000	-	20,250,000	-
Debt Service	2,900,000	-	3,600,000	-	1,600,000	-
Estimated Coverage	3.36	3.52	3.01	3.29	3.10	3.20
1985 Sales Tax	54,800,000	-	-	38,650,000	-	11,450,000
Debt Service	3,800,000	-	-	3,000,000	-	700,000
Estimated Coverage	3.03	3.55	3.68	3.11	3.20	3.35
Total Bonds	93,430,000	-	47,100,000	38,650,000	20,250,000	11,450,000



City of Lafayette
2023-24 Adopted Budget
Five-Year Capital Improvement Program (Non-Utilities)

10/31/23

	Existing Projects		FY 2023 Bond		Projects Approved				
	Budget	Balance	Existing Work	by Council	Adopted	Projected			
	@ 4/30/23	@ 4/30/23	Order Changes	not yet opened	FY 23-24	FY 24-25	FY 25-26	FY 26-27	FY 27-28
Pay As You Go									
Administrative/Reserve for New Debt			0	N/A	16,232,083	16,337,251	16,756,681	17,193,107	17,647,302
Normal Capital			(999,896)	N/A	30,811,249	15,094,114	16,045,903	17,022,092	18,007,722
Streets:									
1 12TH ST CORRIDOR STREETScape	3,000,000	2,872,318	0	N/A	0	0	0	0	0
2 ASPHALT & GRAVEL SUPPLIES	220,000	116,136	0	N/A	110,000	110,000	110,000	110,000	110,000
3 BRIDGE RENOVATIONS-CITY	2,585,154	1,443,192	0	N/A	1,500,000	350,000	350,000	350,000	350,000
4 BRIDGE REPAIRS-CITY	355,692	205,915	0	N/A	200,000	550,000	550,000	550,000	550,000
5 CITY GATEWAY PROJECT	750,261	553,685	0	N/A	1,500,285	0	0	0	0
6 CITYWIDE TRAFFIC CALMING	400,000	329,128	0	N/A	0	0	0	0	0
7 CONCRETE STREET REPAIRS	2,182,500	834,996	0	N/A	850,000	850,000	850,000	850,000	850,000
8 CONGRESS ST STREETScape	300,000	119,509	0	N/A	0	0	0	0	0
9 COURTYARD CIRCLE ALLEY CONSTRUCTION	753,433	675,106	0	N/A	0	0	0	0	0
10 JEFFERSON ST RENEWAL	350,000	33,764	0	N/A	0	0	0	0	0
11 KALISTE SALOOM RD WIDENING	855,000	368,384	0	N/A	0	0	0	0	0
12 LIMESTONE/SAND/DIRT/GRAVEL	180,000	112,404	0	N/A	90,000	90,000	90,000	90,000	90,000
13 N ST ANTOINE STREET EXTENSION	300,000	300,000	0	N/A	0	0	0	0	0
14 PAVEMENT MARKINGS	997,000	665,388	0	N/A	900,000	750,000	750,000	750,000	750,000
15 PAVEMENT MARKINGS MPO MTC	8,000	8,000	0	N/A	260,000	200,000	200,000	200,000	200,000
16 PRELIMINARY ENGINEERING-PW	215,905	82,024	0	N/A	75,000	100,000	100,000	100,000	100,000
17 PRELIMINARY ENGINEERING-TRB	250,000	87,606	0	N/A	250,000	200,000	200,000	200,000	200,000
18 PROJECT MANAGEMENT SERVICES	275,000	88,000	0	N/A	200,000	200,000	200,000	200,000	200,000
19 TRAFFIC CALMING PROJECT-DIST 5	150,000	150,000	0	N/A	0	0	0	0	0
20 TRAFFIC CALM-N & S LOCKLEY DRIVE	40,000	21,154	0	N/A	0	0	0	0	0
21 TREE PLANTING & EST	38,596	26,316	0	N/A	50,000	50,000	50,000	50,000	50,000
22 TREE REMOVAL	525,000	125,812	0	N/A	185,000	250,000	250,000	250,000	250,000
23 UNIVERSITY AVENUE INITIATIVE	1,742,013	12,867	0	N/A	0	0	0	0	0
24 UNIVERSITY CORRIDOR	4,500,000	2,500,000	0	N/A	0	0	0	0	0
25 URBAN ASPHALT OVERLAY/RECONS	17,784,125	469,579	0	N/A	3,400,000	3,300,000	3,300,000	3,300,000	3,300,000
26 URBAN ASPHALT ST PRESERVATION	5,401,475	1,130,918	0	N/A	1,600,000	1,500,000	1,500,000	1,500,000	1,500,000
27 URBAN ASPHALT STREET PATCHING	2,782,877	926,735	0	N/A	500,000	500,000	500,000	500,000	500,000
Streets Total:	46,942,031	14,258,935	0	0	11,670,285	9,000,000	9,000,000	9,000,000	9,000,000
Drainage Projects:									
28 CONCRETE COULEE RENOVATIONS	1,345,911	833,706	0	N/A	0	1,000,000	1,000,000	1,000,000	1,000,000
29 COULEE CLEANING - IMPROVED	654,000	654,000	0	N/A	614,000	654,000	654,000	654,000	654,000
30 COULEE INSPECTION - IMPROVED	50,000	50,000	0	N/A	50,000	50,000	50,000	50,000	50,000
31 DRAINAGE IMPORVEMENTS	1,150,000	1,150,000	0	N/A	0	0	0	0	0
32 DRAINAGE IMPRV-CITY	950,000	294,702	0	N/A	500,000	1,000,000	1,000,000	1,000,000	1,000,000
33 IMPROVED COULEE MAINTENANCE	395,000	150,137	0	N/A	100,000	100,000	100,000	100,000	100,000
34 LAKE FARM DETENTION	4,450,000	1,001,747	0	N/A	0	0	0	0	0
35 LOCALIZED FLOOD MITIGATION	4,933,207	1,162,311	0	N/A	0	0	0	0	0
36 PEMBROKE DRIVE DRAINAGE	498,796	440,954	0	N/A	0	0	0	0	0
37 ROADSIDE EXCAV & FLUSHING-CITY	1,848,000	466,750	0	N/A	1,848,000	2,000,000	2,000,000	2,000,000	2,000,000
38 RPR SUBSURFACE/UNDGR DRG LINES	150,000	150,000	0	N/A	250,000	150,000	150,000	150,000	150,000
39 SECONDARY DRAINAGE	1,618,546	743,343	0	N/A	330,000	330,000	330,000	330,000	330,000
40 SPOT DREDGING VERMILION	5,000,000	3,829,606	0	N/A	0	0	0	0	0
Drainage Projects Total:	23,043,461	10,927,256	0	0	3,692,000	5,284,000	5,284,000	5,284,000	5,284,000
Sidewalk Projects:									
41 DOWNTOWN SIDEWLKS/CURBS/OVERLY	213,750	213,331	0	N/A	0	0	0	0	0
42 PEDESTRIAN RIVER CROSSING	300,000	24,905	0	N/A	0	0	0	0	0
43 SIDEWALK & CURB REPAIRS	465,545	110,148	0	N/A	95,000	95,000	95,000	95,000	95,000
Sidewalk Projects Total:	979,295	348,384	0	0	95,000	95,000	95,000	95,000	95,000



City of Lafayette
2023-24 Adopted Budget
Five-Year Capital Improvement Program (Non-Utilities)

10/31/23

	Existing Projects		FY 2023 Bond				Projected			
	Budget	Balance	Existing Work Order Changes	by Council not yet opened	Adopted FY 23-24	Projected				
	@ 4/30/23	@ 4/30/23				FY 24-25	FY 25-26	FY 26-27	FY 27-28	
Public Building:										
44 BUILDING RENOVATIONS/REPAIR-PW	542,098	105,352	0	N/A	20,000	20,000	20,000	20,000	20,000	20,000
45 CAJUNDOME	100,000	100,000	0	N/A	100,000	0	0	0	0	0
46 CITY HALL ROOF REPL/ARCH FEES	850,000	768,000	0	N/A	350,000	0	0	0	0	0
47 REPLACE/REPAIR A/C-PW	200,000	120,635	0	N/A	200,000	100,000	100,000	100,000	100,000	100,000
48 ROOFING/EXTERIOR REPAIRS-PW	492,080	178,845	0	N/A	100,000	100,000	100,000	100,000	100,000	100,000
49 VERMILION GARAGE IMPROV	268,600	213,207	0	N/A	250,000	250,000	250,000	250,000	250,000	250,000
Public Building Total:	2,452,778	1,486,038	0	0	1,020,000	470,000	470,000	470,000	470,000	470,000
Recreation/Parks Projects:										
50 CART PATH IMPROVEMENTS	20,000	10,028	0	N/A	0	50,000	50,000	50,000	50,000	50,000
51 CLUBHOUSE REPAIRS	34,496	24,221	0	N/A	0	30,000	30,000	30,000	30,000	30,000
52 GOLF COURSE & FACILITIES IMPRV	399,298	235,055	0	N/A	50,000	275,000	275,000	275,000	275,000	275,000
53 GREENS RESTORATION	30,045	14,058	0	N/A	0	20,000	20,000	20,000	20,000	20,000
54 HEYMANN PARK IMPROVEMENTS	3,261,376	2,672,766	0	N/A	0	0	0	0	0	0
55 IRRIGATION SYSTEM REPAIRS	0	0	0	N/A	0	30,000	30,000	30,000	30,000	30,000
56 PARK IMPROVEMENTS-CITYWIDE	479,286	140,048	0	N/A	150,000	150,000	150,000	150,000	150,000	150,000
57 RECREATION CENTER	1,622,060	758,714	0	N/A	0	500,000	500,000	500,000	500,000	500,000
58 RPL A/C UNITS-RECREATION CTR	49,000	0	0	N/A	435,000	50,000	50,000	50,000	50,000	50,000
59 SWIMMING FACILITY IMPROV	150,000	95,904	0	N/A	0	50,000	50,000	50,000	50,000	50,000
60 TENNIS FACILITY IMPROVEMENTS	40,000	20,000	0	N/A	0	20,000	20,000	20,000	20,000	20,000
Recreation/Parks Projects Total:	6,085,560	3,970,793	0	0	635,000	1,175,000	1,175,000	1,175,000	1,175,000	1,175,000
Pay As You Go Program Total:	79,503,125	30,991,406	-999,896	0	64,155,617	47,455,365	48,826,584	50,239,199	51,679,024	51,679,024
BOND PROGRAM										
Reserve*	12,653,133	12,653,133	-8,413,000	-2,400,000	0	0	0	0	0	0
Streets:										
61 BLUEBIRD DR EXT/WIDENING	2,549,498	2,189,441	0	0	0	0	2,500,000	0	0	0
62 BRIDGE RPL	2,519,362	2,270,451	1,850,000	0	0	1,200,000	1,200,000	1,200,000	1,200,000	1,200,000
63 BRIDGE RPR/RPL/DRAINAGE BOX CULVERTS	1,500,000	1,500,000	0	0	0	1,000,000	1,000,000	1,000,000	1,000,000	1,000,000
64 CITY GATEWAY PROJECT	0	0	0	0	1,500,000	0	0	0	0	0
65 CONGRESS STREET STREETScape	4,700,000	4,700,000	0	0	2,000,000	0	0	0	0	0
66 DOWNTOWN STREET & SIDEWALK, PH III	1,283,445	1,059,529	0	0	0	0	0	0	0	0
67 DUHON ROAD WIDENING	1,307,987	1,110,830	0	1,000,000	0	0	0	0	0	0
68 DULLES DRIVE WIDENING	10,434,610	106,127	0	0	0	0	0	0	0	0
69 E PONT DES MOUTON	1,546,203	102,687	0	0	0	0	0	0	0	0
70 FREM BOUSTANY EXT	3,572,823	1,000,222	0	300,000	0	0	0	0	0	0
71 JEFFERSON ST. RENEWAL	0	0	0	0	0	0	0	0	0	0
72 JOHNSTON STREET RELIGHTING	250,000	0	0	0	0	0	0	0	0	0
73 LA AVE EXT PH IID	319,039	0	0	0	0	0	0	0	0	0
74 LAKE FARM RD EXT-KAL/SETTLERS	1,225,000	1,189,986	0	0	0	0	0	0	0	0
75 LAKE FARM/VEROT SCHOOL ROAD EXT	267,381	56,820	0	0	0	4,000,000	4,000,000	0	0	0
76 MPO LA-182/RENAUD ROUNDABT MTC	100,000	22,859	0	0	0	400,000	700,000	0	0	0
77 N DOMINGUE-DULLES ROUNDABOUT	1,600,000	842,998	0	0	0	0	0	0	0	0
78 N ST ANTOINE EXT-PONT DES MTN	2,324,285	1,970,214	0	0	0	0	0	0	0	0
79 N. ST. ANTOINE ST. EXTENSION	9,600,000	9,592,445	0	0	0	6,000,000	0	0	0	0
80 PINHOOK/KALISTE SALOOM TURN LN	250,000	61,843	0	0	0	2,000,000	3,000,000	0	0	0
81 PINHOOK/UNIVERSITY INT IMPRV	100,000	0	0	0	0	0	0	0	0	0
82 POLLY LANE EXTENTION	561,085	1,932	0	0	0	0	0	0	0	0
83 SIMCOE STREET CORRIDOR PHII	36,753	0	0	0	0	0	0	0	0	0
84 UNIVERSITY CORRIDOR INITIATIVE	5,100,000	3,500,015	0	0	0	0	0	0	0	0
85 W. WILLOW ST. WIDENING	545,118	501,551	0	0	0	0	0	0	0	0
Bond Streets Total:	51,692,590	31,779,951	1,850,000	1,300,000	3,500,000	14,600,000	12,400,000	2,200,000	2,200,000	2,200,000

	Existing Projects		FY 2023 Bond			Projected			
	Budget	Balance	Existing Work Order Changes	Projects Approved by Council not yet opened	Adopted FY 23-24				
	@ 4/30/23	@ 4/30/23				FY 24-25	FY 25-26	FY 26-27	FY 27-28
Bond Drainage:									
86 CITY STORM WATER DIVERSION	5,746,874	5,014,995	0	0	0	4,000,000	4,000,000	4,000,000	4,000,000
87 CONCRETE COULEE RENOVATIONS	1,867,691	1,313,647	0	600,000	0	1,000,000	1,000,000	1,000,000	1,000,000
88 COULEE BEND IMPROV	216,783	0	0	0	0	0	0	0	0
89 NOTTINGHAM DRAIN/RAINTREE COULE	743,438	38,122	0	0	0	0	0	0	0
90 RIVER OAKS DETENTION	231,301	219,581	0	0	0	0	0	0	0
91 RIVER OAKS PUMP STATION-NEW STATION	30,171	0	0	0	0	0	0	0	0
92 STORM WATER DIVERSION	4,130,716	66,771	0	0	0	0	0	0	0
93 WALKER RD DRAINAGE	3,190,495	169,534	0	0	0	2,000,000	0	2,800,000	0
Bond Drainage Total:	16,157,467	6,822,650	0	600,000	0	7,000,000	5,000,000	7,800,000	5,000,000
Bond Sidewalk Projects:									
94 DOWNTOWN SIDEWALKS/CURBS/OVRLY	820,000	682,103	0	0	0	0	0	0	0
95 DOWNTOWN TRANSIT ACCESS	1,000,000	1,000,000	0	0	0	1,000,000	1,000,000	0	0
96 GENERAL SIDEWALK IMPROVEMENTS	1,700,000	1,496,333	0	0	0	1,000,000	1,000,000	1,000,000	1,000,000
97 PECAN/BUICK/PINE/CHESTER SIDEWALKS	450,000	370,308	0	0	0	0	0	0	0
98 PEDESTRIAN RIVER CROSSING	500,000	500,000	0	0	0	0	2,500,000	2,000,000	0
99 ST MARY/ST LANDRY ADA SIDEWALK IMPRV	875,000	751,675	0	0	0	750,000	0	0	0
Bond Sidewalk Projects Total:	5,345,000	4,800,419	0	0	0	2,750,000	4,500,000	3,000,000	1,000,000
Bond Public Building:									
100 ACA MUSIC MUSEUM*	945,000	945,000	0	0	0	0	0	0	0
101 ATHLETIC FACILITIES	2,500,000	2,490,000	0	0	0	2,500,000	0	0	0
102 CITY BUILDING UPGRADES	2,000,000	2,000,000	0	0	0	0	0	0	0
103 DOWNTOWN INFRASTRUCTURE IMPRV	0	0	0	0	0	7,000,000	7,000,000	4,000,000	0
104 DOWNTOWN PARKING GARAGE	0	0	0	500,000	0	5,500,000	6,500,000	0	0
105 FIRE STATION #2 RENOVATIONS*	354,853	354,853	0	0	0	0	0	0	0
106 FIRE STATION #6 REBUILDING*	708,135	708,135	0	0	0	0	0	0	0
107 FIRE STATION #5*	2,437,012	2,430,649	1,063,000	0	0	3,000,000	0	0	0
108 RECREATION CENTER	650,000	96,417	0	0	0	0	0	0	0
109 RPL FIRE STATION #3	3,178,326	200,322	0	0	0	0	0	0	0
Bond Public Building Total:	12,773,326	9,225,376	1,063,000	500,000	0	18,000,000	13,500,000	4,000,000	0
Bond Recreation/Parks Projects:									
110 BIKING/WALKING TRAIL	5,500,000	4,437,465	0	0	0	4,500,000	3,000,000	3,000,000	3,000,000
111 BROWN PARK	13,934,957	13,567,264	0	0	0	0	0	0	0
112 GIRARD PARK IMPROVEMENTS	300,000	5,645	0	0	0	0	0	0	0
113 LCP NBRHD PK FRTWN/PRTRICO-PH 2	1,000,000	977,735	0	0	0	0	0	0	0
114 MOORE PARK COMPLEX	12,500,000	12,045,585	0	0	2,000,000	0	0	0	0
115 MLK POOL ENCLOSURE	500,000	460,000	0	0	0	0	0	0	0
116 PARK IMPROVEMENTS-CITYWIDE	614,767	270,540	0	0	0	250,000	250,000	250,000	250,000
117 RPL COMEAUX RC ROOF/BLDG RPR	453,614	0	0	0	0	0	0	0	0
118 TENNIS FACILITY IMPROVEMENTS	253,958	103,197	0	0	0	0	0	0	0
Bond Recreation/Parks Projects Total:	35,057,297	31,867,431	0	0	2,000,000	4,750,000	3,250,000	3,250,000	3,250,000
Bond Projects Total:	133,678,813	97,148,960	-5,500,000	0	5,500,000	47,100,000	38,650,000	20,250,000	11,450,000
TOTAL BOND AND PAYG PROGRAMS:	213,181,938	128,140,366	-6,499,896	0	69,655,617	94,555,365	87,476,584	70,489,199	63,129,024

*Note: Budget & balance as of 06-30-2023



FIVE-YEAR CAPITAL IMPROVEMENT PROGRAM (UTILITIES)

Lafayette Utilities System's (LUS) Capital Improvement Project (CIP) program is reevaluated annually to include updated projections on capital projects for the electric, water, and wastewater systems. During the annual evaluation process, project managers discuss project costs, timelines, resources required, potential obstacles, and other collaborations that may need to occur to successfully complete the project. Additionally, the LUS Consulting Engineer of Record, in accordance with the Utilities System General Bond Ordinance, provides a comprehensive annual report that addresses the conditions and operations of the systems and overall financial and operational performance. Highlights include:

Electric System: LUS's electric system is highly reliable when compared with national and regional averages for electric utilities. The electric CIP listing includes improvements to the combustion turbine plants, placement and renewal of distribution feeders, extension of infrastructure to serve system expansions, new transformers, new substations, expansion of existing substations, new transmission lines, LED street light replacements, software/systems upgrades, and plant rehabilitations and has an estimated appropriation total of \$58.6 million over the next five years.

The **Northeast/Peck Substation, Transmission Line, Distribution Lines** projects are to construct a new substation, transmission lines necessary for interconnection to the 69kV transmission grid, and distribution lines for service in the northeast portion of the service territory. These projects will complete the goal of managing existing load, planning for the future load growth in the area with increased reliability, and planning for redundancy. These projects have an estimated cost of \$10.8 million over five years.

The **Transmission Pole Replacement** project is to construct new 230kV structures to extend life and ensure system reliability of the Bulk Electric System (BES). This project has an estimated cost \$3.4 million over five years.

Water System: LUS's water system provides safe, high-quality drinking water and fire protection to the city of Lafayette and serves retail and wholesale customers. The water CIP listing includes building improvements, rehabilitation of treatment units, main replacements, upgrades, and service extensions and has an estimated appropriation total of \$30.3 million over the next five years.

The **North Water Treatment Plant Building Improvements** project consists of maintenance building rehabilitation including doors, windows, and other miscellaneous improvements to extend the useful life of the facility. This project has an estimated cost of \$2.0 million over the next five years.

The **Water Main Replacements** project will replace smaller distribution main lines with larger diameter pipe and eliminate galvanized pipe, which will improve reliability and increase system pressures. This project has an estimated cost of \$2.5 million over the next five years.

Wastewater System: LUS's wastewater system is updating its wastewater master plan to identify collection system capacity improvement projects, wastewater treatment system capacity improvements, and regulatory compliance projects for a 20-year period. The wastewater CIP listing includes expansion of treatment plants, digester rehabilitations, lift station upgrades, gravity sewer upgrades, collection system improvements, odor control, and sludge handling and has an estimated appropriation total of \$93.5 million over the next five years.

The **South Plant Flow Handling** project will add process units to handle and treat additional wastewater due to system growth and reconfiguration of the wastewater system. This is the next of several phases related to the South Wastewater Treatment Plant expansion. This project has an estimated cost of \$25.0 million over the next five years.

The **Collection System Improvements** project includes manhole rehabilitation, point repairs, main line and service line replacements, and other repairs associated with the Capacity, Management, Operation, and Maintenance (CMOM) program. This project has an estimated cost of \$11.5 million over the next five years.



Lafayette Utilities System
2023-24 Adopted Budget

Five-Year Capital Improvement Program (Utilities System)
Combined Summary - Retained Earnings and Bond Capital

	Adopted	Projected				10/13/23
	FY 23-24	FY 24-25	FY 25-26	FY 26-27	FY 27-28	TOTAL
REVENUES:						
Retained Earnings Capital fr Oper.	16,956,131	21,362,313	18,111,523	16,459,658	16,788,851	89,678,476
Prior Year Retained Earnings Reserve	19,560,439	20,314,970	16,512,283	34,788,806	29,813,464	120,989,962
Other Funding Sources	6,000,000	0	0	0	0	6,000,000
Bond Proceeds - Bonin	10,000,000	0	0	0	0	10,000,000
Bond Proceeds - Utilities Revenue	10,588,400	16,000,000	60,000,000	0	0	86,588,400
TOTAL REVENUES	63,104,970	57,677,283	94,623,806	51,248,464	46,602,315	313,256,838
APPROPRIATIONS:						
Electric Division:						
Acquisitions	150,000	200,000	0	0	0	350,000
Production	8,105,000	1,455,000	655,000	555,000	555,000	11,325,000
Distribution	1,195,000	2,460,000	1,010,000	985,000	985,000	6,635,000
Substations	8,375,000	3,855,000	2,425,000	4,275,000	1,275,000	20,205,000
Transmission	1,710,000	2,710,000	4,510,000	10,000	10,000	8,950,000
General Plant	6,535,000	3,235,000	835,000	260,000	260,000	11,125,000
Total Electric	26,070,000	13,915,000	9,435,000	6,085,000	3,085,000	58,590,000
Water Division:						
Production	830,000	5,630,000	4,880,000	4,230,000	1,730,000	17,300,000
Distribution	1,920,000	7,670,000	1,120,000	1,720,000	570,000	13,000,000
Total Water	2,750,000	13,300,000	6,000,000	5,950,000	2,300,000	30,300,000
Wastewater Division:						
Treatment	3,085,000	3,660,000	32,260,000	3,660,000	6,860,000	49,525,000
Collection	10,885,000	10,290,000	12,140,000	5,740,000	4,930,000	43,985,000
Total Wastewater	13,970,000	13,950,000	44,400,000	9,400,000	11,790,000	93,510,000
TOTAL APPROPRIATIONS	42,790,000	41,165,000	59,835,000	21,435,000	17,175,000	182,400,000
BALANCE AVAILABLE	20,314,970	16,512,283	34,788,806	29,813,464	29,427,315	130,856,838
TOTAL APPROPRIATIONS/RESERVES	63,104,970	57,677,283	94,623,806	51,248,464	46,602,315	313,256,838

Lafayette Utilities System
Five-Year Capital Improvement Program (Utilities System) Summary
Estimated Operation & Maintenance Expenses

	Adopted	Projected				TOTAL
	FY 23-24	FY 24-25	FY 25-26	FY 26-27	FY 27-28	
Electric Division	782,100	417,450	283,050	182,550	92,550	1,757,700
Water Division	55,000	266,000	120,000	119,000	46,000	606,000
Wastewater Division	349,250	348,750	1,110,000	235,000	294,750	2,337,750
Total	1,186,350	1,032,200	1,513,050	536,550	433,300	4,701,450



Lafayette Utilities System
2023-24 Adopted Budget
Five-Year Capital Improvement Program (Utilities System)
Schedule of Appropriations

Title	Existing Projects		Existing Work Order Changes	Adopted FY 23-24	Projected			
	Total @ 4/30/23	Balance @ 4/30/23			FY 24-25	FY 25-26	FY 26-27	FY 27-28
ELECTRIC SYSTEM								
Electric Acquisitions:								
1 Electric Customer Acquisitions	0	0	0	150,000	200,000	0	0	0
2 Slemco Acquisitions	3,275,000	2,979	0	0	0	0	0	0
Subtotal Electric Acquisitions	3,275,000	2,979	0	150,000	200,000	0	0	0
Electric Production:								
3 Bonin Generation Interconnect Study	1,500,000	195,836	0	5,550,000	0	0	0	0
4 CEMS and Emissions Control Phase II	400,000	318,358	0	0	0	0	0	0
5 Combustion Turbine Plant Imp Ph IV	0	0	0	0	300,000	100,000	100,000	100,000
6 Combustion Turbine Plant Imprv Ph II	2,650,000	67,156	0	0	0	0	0	0
7 Combustion Turbine Plant Imprv Ph III	450,000	109,781	0	250,000	100,000	100,000	0	0
8 CTG Chiller Building Rehab	200,000	103,802	0	200,000	0	0	0	0
9 CTG Chiller Motor Rebuild	550,000	130,572	0	0	200,000	200,000	200,000	200,000
10 CTG Inlet Air Chiller Coil Replacement	562,624	0	0	0	0	0	0	0
11 CTG Instrument Air Compressors	600,000	22,512	0	0	0	0	0	0
12 CTG Plant Automation Imprv	963,948	236,466	0	700,000	500,000	250,000	250,000	250,000
13 CTG Remote Racking Breakers	100,000	100,000	0	0	0	0	0	0
14 Expansion Joint Replacement Phase II	92,690	46,804	0	100,000	0	0	0	0
15 Fuel Supply Improvements PH II	725,000	265,954	0	150,000	150,000	0	0	0
16 Fuel Supply Improvements PH III	625,000	18,710	0	600,000	0	0	0	0
17 Hargis Building Improvements	0	0	0	300,000	100,000	0	0	0
18 Inlet Air Filter Imp Ph II	0	0	0	80,000	0	0	0	0
19 Inlet Air Filter Improvement	80,000	1	0	0	0	0	0	0
20 Labbe Building Improvements	375,000	328,051	0	70,000	0	0	0	0
21 Plant Site and Security Impr Phase II	0	0	0	100,000	100,000	0	0	0
22 Unidentified Production Projects	0	0	0	5,000	5,000	5,000	5,000	5,000
Subtotal Electric Production	9,874,262	1,944,004	0	8,105,000	1,455,000	655,000	555,000	555,000
Electric Distribution:								
22 600 Amp Loop - Airport	230,000	78,581	0	0	0	0	0	0
23 Aged Primary Cable Replacement	400,000	4,292	0	200,000	200,000	200,000	200,000	200,000
24 Automation of Distribution Circuits	0	0	0	0	150,000	150,000	150,000	150,000
25 Copper Feeder Reconductor - Myrtle St	0	0	0	0	350,000	0	0	0
26 Distribution Automation	400,000	196,908	0	75,000	125,000	125,000	125,000	125,000
27 Distribution Line Extensions	950,000	39,099	0	200,000	200,000	200,000	200,000	200,000
28 Electric Line Ext. - Feeder 3553	600,000	120,717	0	0	250,000	0	0	0
29 Electric Line Extension - Lajaunie Rd.	500,000	266,126	0	0	0	0	0	0
30 Electric Line Extension 8551	300,000	21,426	0	0	0	0	0	0
31 Electric System Expansions	600,000	209,068	0	0	0	0	0	0
31 Fault Detectors - UG Distribution, System Wide	385,000	311,903	0	10,000	25,000	25,000	0	0
32 Feeder 7051 Extension	600,000	129,738	0	0	0	0	0	0
33 Feeder 7555 - I-10 Crossing	0	0	0	0	400,000	0	0	0
34 Feeder Tie 3553 to 5055 Ph. I	876,637	3,421	0	0	0	0	0	0
35 Green Rd Feeder 8557/5554	320,000	308,934	0	0	0	0	0	0
36 Install Transformer Sewer Subst	100,000	19,986	0	0	0	0	0	0
37 La Neuville Automatic Load Transfer	300,000	30,688	0	0	0	0	0	0
38 New La Neuville Feeder 7050	800,000	3,427	0	0	0	0	0	0
39 New PDM Feeder 3555	1,200,000	804,164	0	0	0	0	0	0
40 Northeast Substation Feeders	850,000	735,734	0	0	0	0	0	0
41 Reconductor 2555/8560	650,000	517,970	0	0	0	0	0	0
42 Reconductor Feeder 3050	0	0	0	400,000	450,000	0	0	0
43 Rehab Copper OH line	100,000	100,000	0	200,000	200,000	200,000	200,000	200,000
44 Replace Direct Bury Cable	330,000	168,324	0	100,000	100,000	100,000	100,000	100,000
45 Southeast Substation Feeders	2,502,000	8,241	0	0	0	0	0	0
46 Unidentified Distribution Imprv	0	0	0	10,000	10,000	10,000	10,000	10,000
Subtotal Electric Distribution	12,993,637	4,078,749	0	1,195,000	2,460,000	1,010,000	985,000	985,000
Electric Substation:								
47 138kV Breaker Replacements	450,000	342,699	0	0	0	0	0	0
48 15kV Breaker Replacements	700,000	61,537	0	0	0	0	0	0
49 230kV Breaker Replacements	1,250,000	514,169	0	0	0	0	0	0
50 69kV Breaker Replacements	225,000	25,637	0	0	0	0	0	0
51 Doc Bonin Switchyard Expansion	6,500,000	3,532,664	0	5,000,000	0	0	0	0
52 Guilbeau Substation Reconfiguration	0	0	0	0	0	250,000	3,750,000	0
53 Luke Street Substation Building	246,905	0	0	0	0	0	0	0
54 Mobile Substation	0	0	0	0	180,000	1,800,000	0	0
55 Northeast Substation	3,000,000	1,824,568	0	1,000,000	0	0	0	0
56 Peck Substation Imprv	1,811,194	915,921	0	0	3,400,000	0	0	0
57 Perard Substation Reconfiguration	0	0	0	0	0	100,000	250,000	1,000,000
58 Pont Des Mouton Autotransformer	4,750,000	4,340,130	0	0	0	0	0	0



**Lafayette Utilities System
2023-24 Adopted Budget
Five-Year Capital Improvement Program (Utilities System)
Schedule of Appropriations**

Title	Existing Projects		Existing Work Order Changes	Adopted FY 23-24	Projected			
	Total @ 4/30/23	Balance @ 4/30/23			FY 24-25	FY 25-26	FY 26-27	FY 27-28
59 Protective Relay Replacements	350,000	195,058	0	175,000	175,000	175,000	175,000	175,000
60 Replace 69kV Breakers Doc Bonin/Elks	630,000	427,078	0	0	0	0	0	0
61 Replacement of Substations RTU's	135,000	33,269	0	40,000	40,000	40,000	40,000	40,000
62 Substation Maint/Storage Facility	950,000	1	0	100,000	0	0	0	0
63 Substation Transformer Mods	100,000	38,781	0	0	0	0	0	0
64 Substation Transformer Mods	0	0	0	50,000	50,000	50,000	50,000	50,000
65 Substation Transformer Replacements	1,790,520	24	0	2,000,000	0	0	0	0
66 Unidentified Substation Imprv	0	0	0	10,000	10,000	10,000	10,000	10,000
Subtotal Electric Substation	22,888,619	12,251,536	0	8,375,000	3,855,000	2,425,000	4,275,000	1,275,000
Electric Transmission:								
67 Mall-Flanders 230kV Pole Replacement	1,500,000	125,716	0	0	0	0	0	0
68 Peck /NE Sub Trans Line	3,430,638	349,847	0	0	1,000,000	4,500,000	0	0
69 Pont Des Mouton / NE Sub Trans Line	9,700,000	8,893,409	0	0	0	0	0	0
70 Rehabilitate Steel Transmission Structures	1,100,000	66,816	0	0	0	0	0	0
71 Replace Wooden Transmission Structures	75,000	75,000	0	1,700,000	1,700,000	0	0	0
72 Unidentified Transmission Imprv	0	0	0	10,000	10,000	10,000	10,000	10,000
Subtotal Electric Transmission	15,805,638	9,510,788	0	1,710,000	2,710,000	4,510,000	10,000	10,000
Electric General Plant:								
73 Call Center/CIS Enhancements	1,875,000	269,577	0	250,000	0	0	0	0
74 Customer Engagement	520,354	0	0	100,000	0	0	0	0
75 Customer Service Property	2,500,000	2,462,279	0	3,000,000	0	0	0	0
76 Demand Response Program	1,450,000	1,022	0	0	0	0	0	0
77 Digital Self Service	150,000	25,000	0	0	0	0	0	0
78 Environmental Lab Building	0	0	0	100,000	0	0	0	0
79 Expansion of SCADA rm - Dispatch Operations	30,000	30,000	0	50,000	650,000	0	0	0
80 Facilities Imprv	1,400,000	116,990	0	0	0	0	0	0
81 Facilities Modifications	250,000	243,867	0	50,000	50,000	50,000	50,000	50,000
82 Facilities Parking Lot Improvements	150,000	26,867	0	0	0	0	0	0
83 LUS HVAC Replacement	1,400,000	605,695	0	750,000	750,000	0	0	0
84 LUS LED Lighting Improvements	175,000	131,724	0	50,000	50,000	0	0	0
85 Mobile for OMS	300,000	56,207	0	50,000	0	0	0	0
86 Mobile Work Force System	350,000	62,789	0	0	0	0	0	0
87 NERC CIP Vers.5 Equip.	320,000	74,628	0	50,000	50,000	50,000	50,000	50,000
88 Network Cabling Improvements	51,000	4,520	0	0	0	0	0	0
89 New DMS System	0	0	0	200,000	300,000	0	0	0
90 New UPS for SCADA and Dispatch	97,149	4,035	0	0	0	0	0	0
91 OMS Replacement	1,550,000	98,795	0	0	0	0	0	0
92 Private Security Light Upgrade	450,000	313,531	0	400,000	400,000	400,000	0	0
93 Property for Future Utility Expansion	0	0	0	550,000	100,000	100,000	100,000	100,000
94 Property for Future Utility Plant Expansion	0	0	0	50,000	50,000	50,000	50,000	50,000
95 Rehab Old Animal Shelter	0	0	0	100,000	0	0	0	0
96 Scada Control Rm. Imprv	873,358	44	0	50,000	0	0	0	0
97 SCADA Software Upgrade	1,400,000	200,195	0	0	0	0	0	0
98 Server Farm & SAN Improvements	300,000	19,174	0	500,000	500,000	0	0	0
99 Smart Grid App. Upgrades, Analytics, Integrations	550,000	37,839	0	0	0	0	0	0
100 Storeroom conversion for Warehouse	25,000	25,000	0	25,000	0	0	0	0
101 Street Light Upgrades	9,700,000	1,893,964	0	0	0	0	0	0
102 Switching Order Software	230,000	230,000	0	0	0	0	0	0
103 Transformer shop improvements	0	0	0	150,000	25,000	25,000	0	0
104 Unidentified General Plant Additions	0	0	0	10,000	10,000	10,000	10,000	10,000
105 Walker Rd Drainage Improvements	0	0	0	0	0	0	0	0
106 Warehouse Improvements	0	0	0	50,000	300,000	150,000	0	0
Subtotal Electric General Plant	26,096,861	6,933,744	0	6,535,000	3,235,000	835,000	260,000	260,000
TOTAL ELECTRIC SYSTEM	90,934,017	34,721,799	0	26,070,000	13,915,000	9,435,000	6,085,000	3,085,000

WATER SYSTEM

Water Production:

107 Additional Ground Storage Tank NWTP	0	0	0	0	150,000	3,000,000	0	0
108 Commission Blvd Plant Pressure Filters	11,100,000	96,866	0	0	0	0	0	0
109 Emergency Backup Power	424,400	408,234	0	0	0	0	0	0
110 Gloria Switch Chemical Bldg Replacement	870,769	790,769	0	0	0	0	0	0
111 Gloria Switch Ground Storage Tank Painting	0	0	0	0	0	0	300,000	0
112 Gloria Switch Pipe Gallery Upgrade	0	0	0	0	1,250,000	0	0	0
113 Ground Storage Tank Painting	500,000	500,000	0	0	350,000	0	0	0
114 Install Water Well at Gloria Switch Plant	0	0	0	0	0	0	200,000	1,500,000
115 Install Water Well at SWTP	0	0	0	0	0	200,000	1,500,000	0
116 Install Well at Commission Blvd Water Plant	0	0	0	0	200,000	1,300,000	0	0
117 Media Changeout at NWTP	750,000	88,223	0	0	0	0	0	0



**Lafayette Utilities System
2023-24 Adopted Budget
Five-Year Capital Improvement Program (Utilities System)
Schedule of Appropriations**

Title	Existing Projects		Existing Work Order Changes	Adopted FY 23-24	Projected				
	Total	Balance			FY 24-25	FY 25-26	FY 26-27	FY 27-28	
	@ 4/30/23	@ 4/30/23							
118 Media Changeout at SWTP	543,312	543,312	0	0	0	0	0	0	0
119 NWTP Building Imprv	168,606	82,543	0	0	2,000,000	0	0	0	0
120 NWTP Chlorine Relocation	475,607	460,458	0	0	0	0	0	0	0
121 NWTP Enclose/AC Pipe Gallery	0	0	0	0	0	0	2,000,000	0	0
122 NWTP Pipe Gallery Impr (7-10)	1,105,447	150,000	0	0	0	0	0	0	0
123 NWTP Settling Tanks Painting	0	0	0	0	200,000	0	0	0	0
124 NWTP Unit 5 Gear Replacement	0	0	0	0	300,000	0	0	0	0
125 Pipe Pigging at NWTP	50,000	49,969	0	0	300,000	0	0	0	0
126 Redundant Ground Storage Tank SWTP	2,571,713	2,351,713	0	0	0	0	0	0	0
127 Rehab of Treatment Units NWTP	368,300	368,278	0	0	0	0	0	0	0
128 SCADA Monitoring Locations	140,000	39,438	0	20,000	20,000	20,000	20,000	20,000	20,000
129 SWTP Building Rehab	150,000	72,385	0	0	0	0	0	0	0
130 SWTP Lagoon Cleaning	0	0	0	250,000	0	0	0	0	0
131 SWTP Settling Tanks Painting	0	0	0	0	200,000	0	0	0	0
132 SWTP Sewer Lift Station	0	0	0	200,000	0	0	0	0	0
133 SWTP Silos Rehab	0	0	0	0	300,000	0	0	0	0
134 Treatment Plants Mods & Upgrades	1,200,000	265,721	0	200,000	200,000	200,000	200,000	200,000	200,000
135 Unidentified Production Projects	0	0	0	10,000	10,000	10,000	10,000	10,000	10,000
136 Water Plant Property	800,000	4,302	0	0	0	0	0	0	0
137 Water System Master Plan	175,000	174,946	0	150,000	150,000	150,000	0	0	0
138 Water Wells 6 and 7 Electrical Repah	348,466	313,500	0	0	0	0	0	0	0
Subtotal Water Production	21,741,619	6,760,657	0	830,000	5,630,000	4,880,000	4,230,000	1,730,000	
Water Distribution:									
139 12" Water Main-Amb. Caff(Galbert/Bertrand)	100,000	100,000	0	0	250,000	0	0	0	0
140 Ambassador Caffery Ext South	1,047,937	24,499	0	0	0	0	0	0	0
141 Dieu Donne/Amant/Lolly Main Upgrade	370,000	15,301	0	0	0	0	0	0	0
142 Distribution Valve Replacement/Upgrades	0	0	0	100,000	100,000	250,000	250,000	0	0
143 E Peck Main Relocation	176,000	175,975	0	0	0	0	0	0	0
144 Fabacher Ground Storage Tank Painting	0	0	0	0	0	0	400,000	0	0
145 Fire Hydrant Pressure Monitors	1,000,000	1,000,000	0	0	0	0	0	0	0
146 General Gardner/N Washington Water Main Repla	0	0	0	0	900,000	0	0	0	0
147 La. Ave.(Maryview to Gloria Switch)	300,000	299,931	0	0	0	0	0	0	0
148 Main Replacement/Upgrades	3,045,000	1,105,344	0	500,000	500,000	500,000	500,000	500,000	500,000
149 Mudd Water Main Replacement	99,000	38,836	0	0	0	0	0	0	0
150 N. Water Plant to Evangeline Thruway	0	0	0	0	0	100,000	500,000	0	0
151 NWTP Valve Installation	425,000	320,357	0	100,000	200,000	200,000	0	0	0
152 Rendon Water Main Replacement	100,000	0	0	0	0	0	0	0	0
153 Sabatier Main Extension	477,427	477,222	0	0	0	0	0	0	0
154 Tenth/Laurel Main Upgrade	535,652	535,535	0	0	0	0	0	0	0
155 Unidentified Distribution Projects	0	0	0	10,000	10,000	10,000	10,000	10,000	10,000
156 Vincent Road Ground Storage Tank	500,000	500,000	0	100,000	1,650,000	0	0	0	0
157 Walker Road Water Tower Repainting	850,000	8,500	0	0	0	0	0	0	0
158 Water Distr System Betterments	1,010,000	65,919	0	100,000	50,000	50,000	50,000	50,000	50,000
159 Water Distribution Building	969,782	0	0	0	0	0	0	0	0
160 Water Distribution Building Phase II	100,000	0	0	0	0	0	0	0	0
161 Water Easements	0	0	0	10,000	10,000	10,000	10,000	10,000	10,000
162 Water Meter Modules	5,000,000	1,342,180	0	1,000,000	4,000,000	0	0	0	0
163 Water Module Rehab/Rpl	950,000	19,862	0	0	0	0	0	0	0
Subtotal Water Distribution	17,055,798	6,029,460	0	1,920,000	7,670,000	1,120,000	1,720,000	570,000	
TOTAL WATER SYSTEM	38,797,417	12,790,116	0	2,750,000	13,300,000	6,000,000	5,950,000	2,300,000	
WASTEWATER SYSTEM									
Wastewater Treatment:									
164 ACTP Digester Rehab	0	0	0	75,000	250,000	3,500,000	0	0	0
165 Ambassador Caffery WWT Headworks Rehab	502,588	488,356	0	0	0	0	0	0	0
166 Clarifier and Headwork Piping Rehab NETP	759,020	706,936	0	0	0	0	0	0	0
167 Digester Rehab ESTP	4,581,895	2,086,662	0	0	0	0	0	0	0
168 Digester Rehab SSTP	0	0	0	0	0	0	0	0	0
169 Digester Tank ACTP	115,000	80,103	0	0	0	0	0	0	0
170 ESTP Grit Rehab	0	0	0	200,000	0	0	0	0	0
171 ESTP Pump Station Rehab	0	0	0	500,000	1,000,000	0	0	0	0
172 ESTP Sludge Dryer	0	0	0	0	0	0	300,000	6,000,000	0
173 NETP Discharge Route	0	0	0	0	200,000	200,000	3,000,000	0	0
174 NETP Lime Silo Painting	0	0	0	0	300,000	0	0	0	0
175 Permanent Flow Meters	10,000	9,972	0	0	0	0	0	0	0
176 Plant Expansion NETP	300,000	236,325	0	0	200,000	2,500,000	0	0	0
177 Replace Rotating Screens ACTP	120,000	3,415	0	300,000	0	0	0	0	0
178 Replace Rotating Screens ESTP	0	0	0	300,000	0	0	0	0	0
179 Replace Rotating Screens SSTP	130,000	1,300	0	0	0	0	0	0	0



Lafayette Utilities System
2023-24 Adopted Budget
Five-Year Capital Improvement Program (Utilities System)
Schedule of Appropriations

Title	Existing Projects		Existing Work Order Changes	Adopted FY 23-24	Projected			
	Total @ 4/30/23	Balance @ 4/30/23			FY 24-25	FY 25-26	FY 26-27	FY 27-28
180 Sewer System Master Plan	350,000	349,931	0	350,000	350,000	200,000	0	0
181 Sludge Holding Tank NETP	397,596	377,616	0	0	0	0	0	0
182 South Plant Flow Handling - Phase II	10,583,000	10,555,142	0	0	0	25,000,000	0	0
183 SSTP Conference Room Roof	0	0	0	0	0	0	0	0
184 SWWTP Odor Control	0	0	0	0	0	0	0	500,000
185 SWWTP Sludge Handling & Treatment	8,915,000	0	0	0	0	0	0	0
186 Treatment Plant PLC Replacements	500,000	500,000	0	1,000,000	1,000,000	500,000	0	0
187 Treatment Plants Modifications & Upgrades	2,300,000	177,869	0	300,000	300,000	300,000	300,000	300,000
188 Unidentified Treatment Imprv	0	0	0	10,000	10,000	10,000	10,000	10,000
189 Wastewater Future Property Purchase	1,550,000	1,539,223	0	50,000	50,000	50,000	50,000	50,000
Subtotal Wastewater Treatment	31,114,099	17,112,849	0	3,085,000	3,660,000	32,260,000	3,660,000	6,860,000
Wastewater Collection:								
190 Acacia Lift Station Repairs	100,000	19,937	0	25,000	0	0	0	0
191 Acadiana Park Lift Station Upgrade	1,065,000	0	0	0	0	0	0	0
192 Alice Drive Lift Station Replacement	0	0	0	100,000	600,000	0	0	0
193 Ambassador Caffery Ext South	4,250,000	46,942	0	0	0	0	0	0
194 Beaver Park Lift Station Rehab	50,000	-30,476	0	2,000,000	0	0	0	0
195 Brown Park Lift Station Upgrade	225,000	2,616	0	0	0	0	0	0
196 Collection Building	1,869,782	199,810	0	0	0	0	0	0
197 Collection System Equip	157,819	15,196	0	0	0	0	0	0
198 Collection System I/I Elimination Program	110,000	34,901	0	15,000	15,000	15,000	15,000	15,000
199 Collection System Imprv (Annual)	7,807,454	1,322,439	0	1,500,000	2,500,000	2,500,000	2,500,000	2,500,000
200 Consolidated Sewerage Dist. - Project XIV	337,751	109,460	0	0	0	0	0	0
201 Donlon Gravity Sewer Upsize	0	0	0	0	0	200,000	0	0
202 Elan Lift Station and Force Main	1,071,123	966,868	0	0	0	0	0	0
203 James Street Lift Station Mod/Upgr	0	0	0	0	300,000	0	0	0
204 Kaliste Saloom Widening Relocation/Upsize	490,000	110,087	0	0	0	0	0	0
205 Lift Station Backup Power	781,738	698,664	0	250,000	250,000	250,000	0	0
206 Lift Station Control Panels	50,000	50,000	0	10,000	10,000	10,000	10,000	0
207 Lift Station Equipment	774,991	75,000	0	100,000	100,000	100,000	100,000	100,000
208 Lift Station Mechanics Building	0	0	0	0	100,000	2,000,000	0	0
209 Lift Station Modifications & Improvements	3,552,534	356,889	0	1,500,000	1,500,000	1,500,000	1,750,000	1,750,000
210 Lift Station Odor Control	60,000	32,005	0	50,000	50,000	0	0	0
211 Lift Station Telemetry	200,000	51,426	0	200,000	200,000	200,000	200,000	0
212 Lift Stations Upgrades	450,000	50,965	0	50,000	50,000	50,000	50,000	50,000
213 Locksley Lift Station Upgrade	0	0	0	0	50,000	350,000	0	0
214 NE Interceptor Imprv	258,418	81,827	0	0	0	0	0	0
215 Ole Colony Lift Station Rehab	0	0	0	100,000	450,000	0	0	0
216 Omega Lift Station Upgrade	0	0	0	100,000	350,000	0	0	0
217 Peck Force Main Reroute	150,000	8,160	0	0	0	0	0	0
218 Regency Lift Station Rehab/Upgrade	0	0	0	0	0	0	600,000	0
219 Republic Lift Station	1,692,955	0	0	0	0	0	0	0
220 Reroute Forcemain Pont Des Mouton	1,045,000	1,016,778	0	0	0	0	0	0
221 Robley Lift Station Rehab	0	0	0	50,000	50,000	450,000	0	0
222 S. Bernard Rd Sewer Relocation	13,337	0	0	0	0	0	0	0
223 S. College Lift Station Replacement	50,000	43,539	0	350,000	0	0	0	0
224 S. Meyers Force Main Reroute	171,683	171,683	0	0	0	0	0	0
225 Sewer Collection System Betterments	3,018,379	1,985,518	0	3,500,000	750,000	500,000	500,000	500,000
226 Sewer Easements	125,000	110,422	0	25,000	5,000	5,000	5,000	5,000
227 Smith Street Gravity Main Relocate	0	0	0	700,000	0	0	0	0
228 South Gravity Sewer Upgrades	13,187,923	12,025,288	0	0	0	0	0	0
229 Thomas Park Lift Station Upgrade	50,000	50,000	0	50,000	750,000	0	0	0
230 Town Ctr Pkwy Sewer Relocate	50,000	49,578	0	0	0	0	0	0
231 Unidentified Collection Projects	0	0	0	10,000	10,000	10,000	10,000	10,000
232 University Gravity Sewer Upsize	0	0	0	100,000	200,000	4,000,000	0	0
233 Verot Lift Station Rehab/Upgrade	1,400,000	1,549	0	0	0	0	0	0
234 Wastewater Collection Building	0	0	0	100,000	2,000,000	0	0	0
Subtotal Wastewater Collection	44,615,888	19,657,072	0	10,885,000	10,290,000	12,140,000	5,740,000	4,930,000
TOTAL WASTEWATER SYSTEMS	75,729,987	36,769,921	0	13,970,000	13,950,000	44,400,000	9,400,000	11,790,000
TOTAL PROJECTS	205,461,422	84,281,837	0	42,790,000	41,165,000	59,835,000	21,435,000	17,175,000

FIVE-YEAR CAPITAL IMPROVEMENT PROGRAM (COMMUNICATIONS SYSTEM)



Lafayette Communications System
2023-24 Adopted Budget
Five-Year Capital Improvement Program

Project Name	Existing Projects			Adopted FY 23-24	Projected			
	Budget	Balance	Existing Work		10/27/23			
	@ 4/30/23	@ 4/30/23	Order Changes		FY 24-25	FY 25-26	FY 26-27	FY 27-28
Amount Available for Capital								
Available from Operations				7,201,214	8,245,883	9,458,520	10,770,423	10,985,831
PY Balance				3,472,028	55,075	958	478	175,041
Total Available for Capital				10,673,242	8,300,958	9,459,478	10,770,901	11,160,872
Capital Improvement Program								
1 Customer Installations	2,120,000	20,408	0	0	0	0	0	0
2 Customer Installations	2,125,000	3,865	0	0	0	0	0	0
3 Customer Installations	1,550,000	28,298	0	0	0	0	0	0
4 Customer Installations	2,035,000	422,697	0	0	0	0	0	0
5 Customer Installations	350,000	13,931	0	0	0	0	0	0
6 Customer Installations	0	0	0	2,243,578	1,913,000	2,169,000	2,597,233	2,727,094
7 Customer Premise Equipment	2,400,000	363	0	0	0	0	0	0
8 Customer Premise Equipment	2,050,000	8,129	0	0	0	0	0	0
9 Customer Premise Equipment	3,015,500	144,792	0	0	0	0	0	0
10 Customer Premise Equipment	700,000	316,587	0	0	0	0	0	0
11 Customer Premise Equipment	0	0	0	3,324,589	2,913,000	3,269,000	3,848,627	4,041,058
12 Eda-Admin & Legal	75,000	70,152	0	0	0	0	0	0
13 Eda-Construction Labor	1,924,102	351,822	0	0	0	0	0	0
14 Eda-Construction Premise & Equipment	1,506,430	78,619	0	0	0	0	0	0
15 Eda-Equipment	147,000	82	0	0	0	0	0	0
16 Eda-Land/Structure/Rights of Way	226,368	129,500	0	0	0	0	0	0
17 GUMBO Evangeline-Construction	147,400	147,400	0	0	0	0	0	0
18 GUMBO Evangeline-Material	93,800	93,800	0	0	0	0	0	0
19 GUMBO Iberia-Construction	728,281	728,281	0	0	0	0	0	0
20 GUMBO Iberia-Material	463,451	463,451	0	0	0	0	0	0
21 EDA Jen-Admin & Legal	170,000	170,000	0	0	0	0	0	0
22 EDA Jen-Construction	1,516,500	1,516,500	0	0	0	0	0	0
23 EDA Jen-Equipment	208,000	208,000	0	0	0	0	0	0
24 EDA Jen-Land/Structure/Rights of Way	190,000	190,000	0	0	0	0	0	0
25 EDA Jen-Material	1,003,000	1,003,000	0	0	0	0	0	0
26 GUMBO Acadia-Construction	1,812,438	1,812,438	0	0	0	0	0	0
27 GUMBO Acadia-Equipment	504,000	504,000	0	0	0	0	0	0
28 GUMBO Acadia-Material	1,185,442	1,185,442	0	0	0	0	0	0
29 GUMBO Vermilion-Construction	3,418,763	3,418,763	0	0	0	0	0	0
30 GUMBO Vermilion-Equipment	1,222,000	1,222,000	0	0	0	0	0	0
31 GUMBO Vermilion-Material	2,253,340	2,253,340	0	0	0	0	0	0
32 Headend Equipment & Upgrades	400,000	42,195	0	0	0	0	0	0
33 Headend Equipment & Upgrades	300,000	69,758	0	0	0	0	0	0
34 Headend Equipment & Upgrades	350,000	89,138	0	0	0	0	0	0
35 Headend Equipment & Upgrades	977,292	977,292	0	0	0	0	0	0
36 Headend Equipment & Upgrades	0	0	0	1,950,000	913,000	969,000	850,000	850,000
37 Hut Equipment & Upgrades	450,000	77,819	0	0	0	0	0	0
38 Hut Equipment & Upgrades	114,707	27,798	0	0	0	0	0	0
40 Hut Equipment & Upgrades	375,000	80,587	0	0	0	0	0	0
41 Hut Equipment & Upgrades	150,000	150,000	0	0	0	0	0	0
42 Hut Equipment & Upgrades	0	0	0	450,000	448,000	633,000	650,000	650,000
43 Network Equipment Upgrades	550,000	240,631	0	0	0	0	0	0
44 Network Equipment Upgrades	510,000	77,854	0	0	0	0	0	0
45 Network Equipment Upgrades	250,000	245,152	0	0	0	0	0	0



**Lafayette Communications System
2023-24 Adopted Budget
Five-Year Capital Improvement Program**

Project Name	Existing Projects			Adopted FY 23-24	Projected			
	Budget	Balance	Existing Work		10/27/23			
	@ 4/30/23	@ 4/30/23	Order Changes		FY 24-25	FY 25-26	FY 26-27	FY 27-28
46 Network Equipment Upgrades	0	0	0	250,000	200,000	250,000	250,000	250,000
47 NTIA-Admin & Legal	210,000	210,000	0	0	0	0	0	0
48 NTIA-Construction	18,570,167	18,326,398	0	0	0	0	0	0
49 NTIA-Equipment	808,980	808,980	0	0	0	0	0	0
50 NTIA-Land/Strcture/Rights of Way	1,135,000	1,135,000	0	0	0	0	0	0
51 Outside Plant Extensions	1,900,000	21,783	0	0	0	0	0	0
52 Outside Plant Extensions	750,000	34,664	0	0	0	0	0	0
53 Outside Plant Extensions	1,300,000	523,118	0	0	0	0	0	0
54 Outside Plant Extensions	2,400,000	1,560,551	0	0	0	0	0	0
55 Outside Plant Extensions	350,000	75,897	0	0	0	0	0	0
56 Outside Plant Extensions	0	0	0	2,400,000	1,913,000	2,169,000	2,400,000	2,400,000
Total Capital Additions	66,991,961	41,280,272	0	10,618,167	8,300,000	9,459,000	10,595,860	10,918,152
BALANCE AVAILABLE				55,075	958	478	175,041	242,720



CAPITAL APPROPRIATIONS



**LAFAYETTE CONSOLIDATED GOVERNMENT
2023 - 2024 ADOPTED BUDGET
CAPITAL BY DEPARTMENT**

<u>FUND</u>	<u>ACCOUNT</u>	<u>ACTIVITY</u>	<u>ADOPTED FY 23-24</u>
EO-LEGISLATIVE/JUDICIAL/OTHER			
401 - SALES TAX CAP IMPROV-CITY			
4011130	89000-0	CAPITAL OUTLAY	1,377,000
	401246001201130	COMPUTER EQUIPMENT	7,000
	401246002891130	CASE MANAGEMENT UPGRADE	1,370,000
TOTAL FUND 401			1,377,000
TOTAL SECTION 1130 EO-CITY COURT			1,377,000
TOTAL DIV EO-CITY COURT			1,377,000
401 - SALES TAX CAP IMPROV-CITY			
4011131	89000-0	CAPITAL OUTLAY	287,800
	401247000111131	3/4T PU CREW CAB DIESEL NEW-1	65,000
	401247000451131	MIDSIZE PURSUIT SUV NEW-2	111,400
	401247000571131	MIDSIZE PURSUIT SUV RPL-2	111,400
TOTAL FUND 401			287,800
TOTAL SECTION 1131 EO-CITY MARSHAL			287,800
TOTAL DIV EO-CITY MARSHAL			287,800
262 - CORRECTIONAL CENTER FUND			
2621171	89000-0	CAPITAL OUTLAY	518,678
	262244001301171	WIRELESS UPGRADE	55,170
	262246000471171	WASHER/DRYER	31,885
	262246001061171	FOOD SERVICE EQUIPMENT	70,044
	262246001081171	SECURITY EQUIPMENT	45,354
	262246001091171	INTAKE EQUIPMENT	17,704
	262246001101171	MAINTENANCE EQUIPMENT	23,481
	262246001121171	GED PROGRAMS	1,919
	262246001131171	OPERATIONS EQUIPMENT	10,250
	262246001141171	LPCC ADMINISTRATION EQUIP	5,271
	262246003761171	INFORMATION BODY SCANNER	257,600
TOTAL FUND 262			518,678
TOTAL SECTION 1171 EO-SF-ADULT CORRECTION CTR-OPS			518,678
TOTAL DIV EO-SF-ADULT CORRECTIONAL CTR			518,678
TOTAL DEPT EO-LEGISLATIVE/JUDICIAL/OTHER			2,183,478
EO-EXECUTIVE			
401 - SALES TAX CAP IMPROV-CITY			
4011200	89000-0	CAPITAL OUTLAY	15,000

**LAFAYETTE CONSOLIDATED GOVERNMENT
2023 - 2024 ADOPTED BUDGET
CAPITAL BY DEPARTMENT**

<u>FUND</u>	<u>ACCOUNT</u>	<u>ACTIVITY</u>	<u>ADOPTED FY 23-24</u>
	401246000511200	FURNITURE-RPL	15,000
TOTAL FUND 401			15,000
TOTAL SECTION 1200 EO-MAYOR-PRESIDENT'S OFFICE			15,000
TOTAL DIV EO-MAYOR-PRESIDENT'S OFFICE			15,000
<u>401 - SALES TAX CAP IMPROV-CITY</u>			
4011217	89000-0	CAPITAL OUTLAY	26,200
	401244000601217	SHOWER	19,800
	401246000111217	GENERATOR EXPANSION	6,400
TOTAL FUND 401			26,200
TOTAL SECTION 1217 EO-CAO-INTERNATIONAL TRADE			26,200
TOTAL DIV EO-CAO-INTERNATIONAL TRADE			26,200
<u>206 - ANIMAL CARE SHELTER FUND</u>			
2061251	89000-0	CAPITAL OUTLAY	20,500
	206246001181251	COMPUTERS RPL-10	18,000
	206246001201251	COMPUTER NEW-1	2,500
TOTAL FUND 206			20,500
TOTAL SECTION 1251 EO-CAO-ANIMAL SHEL & CARE CTR			20,500
TOTAL DIV EO-CAO-ANIMAL SHEL & CARE CTR			20,500
<u>265 - JUVENILE DETENTION FACILITY</u>			
2651255	89000-0	CAPITAL OUTLAY	37,000
	265244000591255	RENOVATE/REPAIR BUILDINGS	17,000
	265244001001255	SECURITY SYSTEM UPGRADES	20,000
TOTAL FUND 265			37,000
TOTAL SECTION 1255 EO-CAO-JUVENILE DETENTION			37,000
TOTAL DIV EO-CAO-JUVENILE DETENTION			37,000
TOTAL DEPT EO-EXECUTIVE			98,700
OFFICE OF FINANCE & MANAGEMENT			
<u>401 - SALES TAX CAP IMPROV-CITY</u>			
4010120	89000-0	CAPITAL OUTLAY	7,125
	401246002820120	ACCOUNTING CHAIRS RPL-19	7,125
TOTAL FUND 401			7,125

**LAFAYETTE CONSOLIDATED GOVERNMENT
2023 - 2024 ADOPTED BUDGET
CAPITAL BY DEPARTMENT**

<u>FUND</u>	<u>ACCOUNT</u>	<u>ACTIVITY</u>	<u>ADOPTED FY 23-24</u>
TOTAL SECTION 0120 FM-ACCOUNTING			7,125
TOTAL DIV FM-ACCOUNTING			7,125
<u>401 - SALES TAX CAP IMPROV-CITY</u>			
4010170	89000-0	CAPITAL OUTLAY	100,000
	401244000690170	CAJUNDOME	100,000
TOTAL FUND 401			100,000
TOTAL SECTION 0170 FM-GENERAL ACCOUNTS			100,000
TOTAL DIV FM-GENERAL ACCOUNTS			100,000
<u>401 - SALES TAX CAP IMPROV-CITY</u>			
4012180	89000-0	CAPITAL OUTLAY	2,000
	401246002412180	SAFETY VIDEOS	2,000
TOTAL FUND 401			2,000
TOTAL SECTION 2180 FM-RISK MANAGEMENT			2,000
TOTAL DIV FM-RISK MANAGEMENT & GROUP INSURANCE			2,000
TOTAL DEPT OFFICE OF FINANCE & MANAGEMENT			109,125
DEPT OF INNOVATION & TECHNOLOGY			
<u>401 - SALES TAX CAP IMPROV-CITY</u>			
4012910	89000-0	CAPITAL OUTLAY	2,319,698
	401246000072910	IT INFRASTRUCTURE	894,248
	401246000162910	IT PLAN	155,300
	401246000512910	OFFICE FURNITURE NEW/RPL	30,000
	401246000552910	ENTERPRISE SYSTEMS	20,000
	401246006802910	HARDWARE/SOFTWARE RPL	800,000
	401246006812910	HARDWARE/SOFTWARE NEW	420,150
TOTAL FUND 401			2,319,698
TOTAL SECTION 2910 IT-INNOVATION SERVICES			2,319,698
TOTAL DIV IT-CHIEF INNOVATION OFFICER			2,319,698
TOTAL DEPT DEPT OF INNOVATION & TECHNOLOGY			2,319,698
POLICE DEPARTMENT			
<u>401 - SALES TAX CAP IMPROV-CITY</u>			
4013100	89000-0	CAPITAL OUTLAY	3,388,369
	401246000123100	E-CITATIONS NEW-100	180,000

**LAFAYETTE CONSOLIDATED GOVERNMENT
2023 - 2024 ADOPTED BUDGET
CAPITAL BY DEPARTMENT**

<u>FUND</u>	<u>ACCOUNT</u>	<u>ACTIVITY</u>	<u>ADOPTED FY 23-24</u>
	401246000993100	SWAT BODY ARMOR RPL-14	30,149
	401246002893100	POLICE SOFTWARE COST	2,200,000
	401246003003100	PARK CAMERAS NEW-40	400,000
	401246003693100	POLE CAMERA RPL-1	12,000
	401246005853100	INTERSECTION CAMERAS NEW-100	62,500
	401246006793100	SPOTTING SCOPE RPL-4	3,720
	401246006903100	LPD BUILDING CAMERAS NEW-25	50,000
	401246007503100	NEIGHBORHOOD CAMERAS NEW-40	400,000
	401249000333100	POLICE MEMORIAL WALL	50,000
TOTAL FUND 401			3,388,369
TOTAL SECTION 3100 PD-ADMINISTRATION			3,388,369
TOTAL DIV PD-ADMINISTRATION			3,388,369
401 - SALES TAX CAP IMPROV-CITY			
4013120	89000-0	CAPITAL OUTLAY	45,000
	401246000213120	BITE SUITS RPL-2	3,600
	401246002973120	K9 RPL-1	18,000
	401246003623120	HORSE RPL-1	18,000
	401246003643120	TINT METERS NEW-10	1,000
	401246003973120	LIDAR UNITS NEW	4,400
TOTAL FUND 401			45,000
TOTAL SECTION 3120 PD-PATROL			45,000
TOTAL DIV PD-PATROL			45,000
401 - SALES TAX CAP IMPROV-CITY			
4013130	89000-0	CAPITAL OUTLAY	4,501,500
	401244000543130	FLOORING RPL	60,000
	401244001253130	SPRINKLER HEADS REPLACEMENT	60,000
	401244001603130	HVAC PROJECT- PHASE II	2,100,000
	401244009503130	LPD FACILITY IMPROVEMENTS/RENO	10,000
	401246000993130	BODY ARMOR RPL-50	90,000
	401246001073130	MEDICAL EQUIPMENT NEW	10,000
	401246001513130	NEW TRAINING EQUIPMENT	10,000
	401246001543130	RADIOS WITH ACCESSORIES RPL-25	91,000
	401246002823130	HEAVY DUTY CHAIRS RPL-7	15,500
	401246003013130	BIDIRECTIONAL AMPLIFIER W/ACC	10,000
	401246006783130	GREEN DOT SIGHTS NEW-350	170,000
	401247000013130	MARKED UNITS W/EQUIP RPL-25	1,300,000
	401247000083130	UNMARKED UNITS W/EQUIP RPL-15	575,000
TOTAL FUND 401			4,501,500
TOTAL SECTION 3130 PD-SERVICES			4,501,500
TOTAL DIV PD-SERVICES			4,501,500
401 - SALES TAX CAP IMPROV-CITY			

**LAFAYETTE CONSOLIDATED GOVERNMENT
2023 - 2024 ADOPTED BUDGET
CAPITAL BY DEPARTMENT**

<u>FUND</u>	<u>ACCOUNT</u>	<u>ACTIVITY</u>	<u>ADOPTED FY 23-24</u>
4013140	89000-0	CAPITAL OUTLAY	76,600
	401244000253140	CID RESTROOMS RENOVATIONS	30,000
	401244000583140	CID INTERVIEW ROOMS RENOV	25,000
	401246003593140	TRIPODS RPL-3	1,600
	401246006623140	MOB PR CABINETS-CR SCENE NEW-6	6,000
	401246007283140	FORENSC LT SYS-CRIME SCENE NEW	14,000
TOTAL FUND 401			76,600
TOTAL SECTION 3140 PD-CRIMINAL INVESTIGATION			76,600
TOTAL DIV PD-CRIMINAL INVESTIGATION			76,600
TOTAL DEPT POLICE DEPARTMENT			8,011,469
FIRE DEPARTMENT			
401 - SALES TAX CAP IMPROV-CITY			
4014120	89000-0	CAPITAL OUTLAY	6,190,022
	401244000094120	STATION 12 ROOF REPLACEMENT	611,000
	401244000154120	STATION 13 ROOF REPLACEMENT	627,000
	401244009504120	STATION 11 ROOF RPR-ADDL FUNDS	150,000
	401246000574120	STATION FURNISHINGS	40,000
	401246000624120	RESCUE TOOLS	60,000
	401246001084120	FACEPIECES RPL-50	24,000
	401246001154120	RESCUE ROPE AND RIGGING	35,000
	401246001394120	TOOLS & EQUIPMENT	80,000
	401246001404120	AIRPACK TESTING & REPAIRS	60,000
	401246001414120	LADDER TESTING/REPLACEMENT	18,000
	401246002194120	GEAR DRYERS NEW-5	45,000
	401246002204120	BUNKER GEAR RPL	250,000
	401246002254120	CASCADE SYSTEM REPLCMNT-STA 11	50,000
	401246002604120	FIRE HOSE RPL	40,000
	401246006534120	AIRPACKS	229,425
	401247000034120	PUMPERS RPL-3	2,263,859
	401247000464120	PURSUIT SUV FULLSIZE NEW-1	71,800
	401247000884120	LADDER TRUCK RPL-1	1,534,938
TOTAL FUND 401			6,190,022
TOTAL SECTION 4120 FD-EMERGENCY OPERATIONS			6,190,022
TOTAL DIV FD-EMERGENCY OPERATIONS			6,190,022
401 - SALES TAX CAP IMPROV-CITY			
4014131	89000-0	CAPITAL OUTLAY	103,000
	401246001604131	APX6000 RADIOS/BATTS RPL-20	103,000
TOTAL FUND 401			103,000
TOTAL SECTION 4131 FD-TO-COMMUNICATIONS			103,000
401 - SALES TAX CAP IMPROV-CITY			

**LAFAYETTE CONSOLIDATED GOVERNMENT
2023 - 2024 ADOPTED BUDGET
CAPITAL BY DEPARTMENT**

<u>FUND</u>	<u>ACCOUNT</u>	<u>ACTIVITY</u>	<u>ADOPTED FY 23-24</u>
4014133	89000-0	CAPITAL OUTLAY	1,451,800
	401244000154133	TRAINING CTR ROOF REPLACEMENT	1,400,000
	401244009054133	BURN BLDG/RAILCAR MAINTENANCE	31,000
	401246000474133	CLOTHES DRYER NEW-1	800
	401246002204133	BUNKER GEAR	20,000
TOTAL FUND 401			1,451,800
TOTAL SECTION 4133 FD-TO-TRAINING			1,451,800
TOTAL DIV FD-TECHNICAL OPERATIONS			1,554,800
TOTAL DEPT FIRE DEPARTMENT			7,744,822
PUBLIC WORKS DEPARTMENT			
105 - GENERAL FUND - PARISH			
1055130	89000-0	CAPITAL OUTLAY	2,024,465
	105241009045130	GRAVEL ROAD CONVERSION	24,465
	105241009145130	BRIDGE IMPROVEMENTS-PARISH	2,000,000
TOTAL FUND 105			2,024,465
260 - ROAD & BRIDGE MAINTENANCE FUND			
2605130	89000-0	CAPITAL OUTLAY	4,879,506
	260241009035130	ASPHALT STREET PATCHING-PARISH	450,000
	260241009045130	GRAVEL ROAD CONVERSION	179,506
	260241009145130	BRIDGE IMPROVEMENTS-PARISH	1,700,000
	260241009235130	ASPHALT ST PRESERV-PAR WIDE	750,000
	260241100335130	ASPHALT OVERLAY/RECON-PAR WIDE	1,800,000
TOTAL FUND 260			4,879,506
261 - DRAINAGE MAINTENANCE FUND			
2615130	89000-0	CAPITAL OUTLAY	500,000
	261242000665130	FLOOD PLAIN MANAGEMENT	50,000
	261242009055130	PARISH DRAINAGE IMPROVEMENTS	100,000
	261242019145130	COMPREHENSIVE STORMWATER PLAN	350,000
TOTAL FUND 261			500,000
273 - STORM WATER MANAGEMENT FUND			
2735130	89000-0	CAPITAL OUTLAY	1,000,000
	273241001745130	COULEE ISLE DES CANNES	1,000,000
TOTAL FUND 273			1,000,000
401 - SALES TAX CAP IMPROV-CITY			
4015130	89000-0	CAPITAL OUTLAY	9,225,000

**LAFAYETTE CONSOLIDATED GOVERNMENT
2023 - 2024 ADOPTED BUDGET
CAPITAL BY DEPARTMENT**

<u>FUND</u>	<u>ACCOUNT</u>	<u>ACTIVITY</u>	<u>ADOPTED FY 23-24</u>
		401241000475130 INEZ T RD BRIDGE RPL	100,000
		401241001175130 PRELIMINARY ENGINEERING	75,000
		401241002675130 PROJECT MANAGEMENT SERVICES	200,000
		401241009035130 URBAN ASPHALT STREET PATCHING	500,000
		401241009045130 URBAN ASPHALT OVERLAY/RECON	3,400,000
		401241009095130 CONCRETE STREET REPAIRS	850,000
		401241009105130 BRIDGE RENOVATIONS-CITY	1,500,000
		401241009235130 URBAN ASPHALT ST PRESERVATION	1,600,000
		401242019055130 DRAINAGE IMPROVEMENTS-CITY	500,000
		401242019145130 COMPREHENSIVE STORMWATER PLAN	500,000
TOTAL FUND 401			9,225,000
TOTAL SECTION 5130 PW-CIP-PROJECTS			17,628,971
TOTAL DIV PW-CAPITAL IMPROVEMENTS-PROJ			17,628,971
<u>401 - SALES TAX CAP IMPROV-CITY</u>			
4015131	89000-0	CAPITAL OUTLAY	35,000
		401247000455131 MIDSIZE SUV RPL-1	35,000
TOTAL FUND 401			35,000
TOTAL SECTION 5131 PW-CIP-ENGINEER/DESIGN/DEVELOP			35,000
<u>401 - SALES TAX CAP IMPROV-CITY</u>			
4015134	89000-0	CAPITAL OUTLAY	39,000
		401247000445134 EXTENDED CAB PU TRUCK RPL-1	39,000
TOTAL FUND 401			39,000
TOTAL SECTION 5134 PW-CIP-PROJECT CONTROL			39,000
TOTAL DIV PW-CAPITAL IMPROVEMENTS-OTHER			74,000
<u>401 - SALES TAX CAP IMPROV-CITY</u>			
4015141	89000-0	CAPITAL OUTLAY	1,055,000
		401244000095141 ROOFING/EXTERIOR REPAIR	100,000
		401244000115141 LECENTRE REROOF/INT/EXT RPR	100,000
		401244000155141 ROOF REPLACEMENT ACA	600,000
		401244000595141 BLDG/RENO REPAIR	20,000
		401244000745141 BLDG ELEV SAFETY IMPROV/RPR	20,000
		401244000825141 BLDG MATERIAL	5,000
		401244009025141 A/C REPAIR/REPLACE	200,000
		401246001895141 TOOLS RPL	10,000
TOTAL FUND 401			1,055,000
TOTAL SECTION 5141 PW-FM-ADMINISTRATION			1,055,000
<u>401 - SALES TAX CAP IMPROV-CITY</u>			
4015143	89000-0	CAPITAL OUTLAY	350,000

**LAFAYETTE CONSOLIDATED GOVERNMENT
2023 - 2024 ADOPTED BUDGET
CAPITAL BY DEPARTMENT**

<u>FUND</u>	<u>ACCOUNT</u>	<u>ACTIVITY</u>	<u>ADOPTED FY 23-24</u>
		401244009505143 CITY HALL ROOF REPLACEMENT	350,000
TOTAL FUND 401			350,000
TOTAL SECTION 5143 PW-FM-CITY HALL MAINTENANCE			350,000
<u>401 - SALES TAX CAP IMPROV-CITY</u>			
4015144	89000-0	CAPITAL OUTLAY	418,000
		401244000555144 MULTIPURPOSE ROOM CARPET RPL	18,000
		401244001335144 ROSA PARKS BOILER RPL	350,000
		401244009585144 ROSA PARKS HVAC CLEANING	50,000
TOTAL FUND 401			418,000
TOTAL SECTION 5144 PW-FM-ROSA PARKS TRANSP CTR			418,000
<u>264 - COURTHOUSE COMPLEX FUND</u>			
2645145	89000-0	CAPITAL OUTLAY	1,300,000
		264244000615145 LPCH COMPLEX IMPROVEMENTS	100,000
		264244009205145 LPCH ESCALATOR RPL	1,200,000
TOTAL FUND 264			1,300,000
TOTAL SECTION 5145 PW-FM-COURTHOUSE COMPLEX			1,300,000
<u>262 - CORRECTIONAL CENTER FUND</u>			
2625146	89000-0	CAPITAL OUTLAY	100,000
		262244001155146 LPCC IMPROVEMENTS	100,000
TOTAL FUND 262			100,000
TOTAL SECTION 5146 PW-FM-ADULT CORRECTIONAL CTR			100,000
TOTAL DIV PW-FACILITY MAINTENANCE			3,223,000
<u>702 - CENTRAL VEHICLE MAINTENANCE FD</u>			
7025161	89000-0	CAPITAL OUTLAY	10,000
		702247001085161 UTILITY TRAILER NEW-1	10,000
TOTAL FUND 702			10,000
TOTAL SECTION 5161 PW-VM-ADMINISTRATION			10,000
<u>702 - CENTRAL VEHICLE MAINTENANCE FD</u>			
7025162	89000-0	CAPITAL OUTLAY	225,000
		702246000795162 SHOP TOOLS/EQUIPMENT	15,000
		702246002025162 HEAVY TRUCK/EQUIP LIFTS NEW-1	60,000
		702247000355162 WRECKER TRUCK RPL-1	100,000
		702247000645162 FORKLIFT RPL-1	50,000
TOTAL FUND 702			225,000

**LAFAYETTE CONSOLIDATED GOVERNMENT
2023 - 2024 ADOPTED BUDGET
CAPITAL BY DEPARTMENT**

<u>FUND</u>	<u>ACCOUNT</u>	<u>ACTIVITY</u>	<u>ADOPTED FY 23-24</u>
TOTAL SECTION 5162 PW-VM-MECHANICAL REPAIR SHOP			225,000
<u>702 - CENTRAL VEHICLE MAINTENANCE FD</u>			
7025163	89000-0	CAPITAL OUTLAY	7,000
	702246000795163	SHOP TOOLS/EQUIPMENT	5,000
	702246001395163	TIRE PRESSURE MONITOR NEW-1	2,000
TOTAL FUND 702			7,000
TOTAL SECTION 5163 PW-VM-SERVICE STATION			7,000
TOTAL DIV PW-VEHICLE MAINTENANCE			242,000
<u>550 - ENVIRONMENTAL SERVICES FUND</u>			
5505171	89000-0	CAPITAL OUTLAY	99,000
	550247000455171	MID SIZE SEDAN RPL-3	99,000
TOTAL FUND 550			99,000
TOTAL SECTION 5171 PW-EQ-CODE ENFORCEMENT			99,000
<u>550 - ENVIRONMENTAL SERVICES FUND</u>			
5505174	89000-0	CAPITAL OUTLAY	24,000
	550246001905174	COMPOST SAMPLER TOOL NEW-1	9,000
	550247000725174	UTILITY VEHICLE NEW-1	15,000
TOTAL FUND 550			24,000
TOTAL SECTION 5174 PW-EQ-SOLID WASTE-COMPOSTING			24,000
TOTAL DIV PW-ENVIRONMENTAL QUALITY			123,000
TOTAL DEPT PUBLIC WORKS DEPARTMENT			21,290,971
DRAINAGE DEPARTMENT			
<u>401 - SALES TAX CAP IMPROV-CITY</u>			
4015121	89000-0	CAPITAL OUTLAY	87,000
	401246000265121	HAND TOOLS RPL	1,000
	401246003195121	BARRICADES/CONES RPL/RPR-100	25,000
	401247000465121	SUV RPL-1	61,000
TOTAL FUND 401			87,000
TOTAL SECTION 5121 DR-OP-ADMINISTRATION			87,000
<u>261 - DRAINAGE MAINTENANCE FUND</u>			
2615122	89000-0	CAPITAL OUTLAY	1,498,000
	261242009015122	SECONDARY DRAINAGE - PARISH	50,000

**LAFAYETTE CONSOLIDATED GOVERNMENT
2023 - 2024 ADOPTED BUDGET
CAPITAL BY DEPARTMENT**

<u>FUND</u>	<u>ACCOUNT</u>	<u>ACTIVITY</u>	<u>ADOPTED FY 23-24</u>
		261242009095122 ROADSIDE EXCAV/CHANNEL CLR PAR	1,248,000
		261242009115122 COULEE INSPECTION-EARTHEN	200,000
TOTAL FUND 261			1,498,000
401 - SALES TAX CAP IMPROV-CITY			
4015122	89000-0	CAPITAL OUTLAY	5,099,000
		401242009005122 SECONDARY DRAINAGE - CITY	330,000
		401242009025122 SUBSURFACE/UNDRGRND DR LNS RPR	250,000
		401242009035122 IMPROVED COULEE MAINTENANCE	100,000
		401242009075122 COULEE INSPECTION - IMPROVED	50,000
		401242009085122 COULEE CLEANING - IMPROVED	614,000
		401242009095122 ROADSIDE EXCAV & FLUSHING-CITY	1,848,000
		401247000055122 14YD TANDEM DUMP TRUCK RPL-2	340,000
		401247000115122 3/4T 4X4 GAS PU CREW CAB RPL-1	62,000
		401247000175122 14YD TANDEM DUMP RPL-1	170,000
		401247000235122 1/2T PICKUP CREW CAB NEW-1	51,000
		401247000515122 1/2 TON PICKUP CREW CAB RPL-4	204,000
		401247000975122 LARGE EXCAVATOR RPL-1	406,000
		401247001185122 HIGHWAY SPEED EXCAVATOR RPL-1	520,000
		401247001765122 3T GAS DUAL CR 3YD BED RPL-2	154,000
TOTAL FUND 401			5,099,000
TOTAL SECTION 5122 DR-OP-DRAINAGE			6,597,000
261 - DRAINAGE MAINTENANCE FUND			
2615222	89000-0	CAPITAL OUTLAY	921,323
		261242009035222 COULEE MAINT-UNIMPROVED COULEE	921,323
TOTAL FUND 261			921,323
TOTAL SECTION 5222 DR-OP-DRAINAGE-C			921,323
273 - STORM WATER MANAGEMENT FUND			
2735223	89000-0	CAPITAL OUTLAY	83,000
		273247000235223 1/2T PICKUP EXTENDED CAB NEW-1	41,500
		273247000445223 1/2T PICKUP EXTENDED CAB RPL-1	41,500
TOTAL FUND 273			83,000
TOTAL SECTION 5223 DR-OP-ENGINEERING-C			83,000
TOTAL DIV DR-OPERATIONS DIVISION			7,688,323
TOTAL DEPT DRAINAGE DEPARTMENT			7,688,323
TRAFFIC, ROADS & BRIDGES DEPT			
260 - ROAD & BRIDGE MAINTENANCE FUND			
2605124	89000-0	CAPITAL OUTLAY	1,384,400

**LAFAYETTE CONSOLIDATED GOVERNMENT
2023 - 2024 ADOPTED BUDGET
CAPITAL BY DEPARTMENT**

<u>FUND</u>	<u>ACCOUNT</u>	<u>ACTIVITY</u>	<u>ADOPTED FY 23-24</u>
	260241001305124	ASPHALT & GRAVEL SUPPLIES	105,000
	260241009065124	UNIMPROVED STREETS	20,000
	260241009125124	BRIDGE REPAIRS-PARISH	200,000
	260246000125124	ASPHALT HOT BOX NEW-1	80,000
	260247000235124	1/2T PU W/CREW CAB LWB RPL-2	107,000
	260247000265124	1T PCKUP/CREW CAB/DUALLY RPL-2	290,000
	260247000535124	MOTOR GRADER RPL-1	400,000
	260247001085124	14' DUAL AX DUMP TRAILER RPL-1	15,000
	260247001175124	16' DUAL AXLE UT TRAILER RPL-1	7,400
	260247001365124	TRACTOR W/60" BNK CUTTR RPL-1	160,000
TOTAL FUND 260			1,384,400
 <u>401 - SALES TAX CAP IMPROV-CITY</u>			
4015124	89000-0	CAPITAL OUTLAY	1,418,500
	401241001305124	ASPHALT & GRAVEL SUPPLIES	110,000
	401241001315124	LIMESTONE/SAND/DIRT/GRAVEL	90,000
	401241001325124	TREE REMOVAL	185,000
	401241009135124	BRIDGE REPAIRS CITY	200,000
	401243009015124	SIDEWALK & CURB REPAIRS	95,000
	401247000445124	1/2T PU EXT CB LG BD 6.5 RPL-1	41,500
	401247001115124	ARTICULATNG FRNT END LDR RPL-1	185,000
	401247001175124	30 TON 3-AXLE TRAILER RPL-1	60,000
	401247001405124	VACUUM SWEEPER TRUCK NEW-1	300,000
	401249000815124	LANDSCAPING IMPROVEMENTS	152,000
TOTAL FUND 401			1,418,501
TOTAL SECTION 5124 RB-OP-ROADS/BRIDGES			2,802,900
TOTAL DIV RB-OPERATIONS DIVISION			2,802,900
 <u>401 - SALES TAX CAP IMPROV-CITY</u>			
4015910	89000-0	CAPITAL OUTLAY	1,545,000
	401241001175910	PRELIMINARY ENGINEERING	250,000
	401246003325910	TRAFFIC SIGNAL UPGRADES/ENGIN	260,000
	401246003965910	TRAFFIC SIGNALS UPGRADE	1,000,000
	401247000455910	MIDSIZE SUV RPL-1	35,000
TOTAL FUND 401			1,545,000
TOTAL SECTION 5910 RB-TRAFFIC ENGINEERING DEVELOP			1,545,000
 <u>260 - ROAD & BRIDGE MAINTENANCE FUND</u>			
2605911	89000-0	CAPITAL OUTLAY	292,400
	260241009015911	PAVEMENT MARKINGS	120,000
	260246000465911	SIGN MATERIAL	160,000
	260246001035911	PROPANE/OXYGEN/ACETYLENE	3,900
	260246001045911	SUBDIVISION DEVELOPMENT SIGNS	2,000
	260246006055911	SUPPLIES & MATERIALS	6,500
TOTAL FUND 260			292,400

**LAFAYETTE CONSOLIDATED GOVERNMENT
2023 - 2024 ADOPTED BUDGET
CAPITAL BY DEPARTMENT**

ADOPTED
FY 23-24

<u>FUND</u>	<u>ACCOUNT</u>	<u>ACTIVITY</u>	
401 - SALES TAX CAP IMPROV-CITY			
4015911	89000-0	CAPITAL OUTLAY	2,340,900
	401241009015911	PAVEMENT MARKINGS	900,000
	401241009225911	PAVEMENT MARKINGS MPO MTC	260,000
	401246000265911	HAND TOOLS	3,900
	401246000465911	SIGN MATERIAL	250,000
	401246000795911	SIGN SHOP EQUIPMENT RPL	50,000
	401246001045911	SUBDIVISION DEVELOPMENT SIGNS	2,000
	401246001295911	PAVEMENT MARKING EQUIPMENT	50,000
	401246001825911	OVERHEAD SIGNS	325,000
	401247000475911	2T DIESEL RPL-2	500,000
TOTAL FUND 401			2,340,900
TOTAL SECTION 5911 RB-TRAFFIC ENGINEERING MAINT			2,633,300
TOTAL DIV RB-TRAFFIC ENGINEERING			4,178,300
401 - SALES TAX CAP IMPROV-CITY			
4015930	89000-0	CAPITAL OUTLAY	682,500
	401246000645930	VEHICLE DETECTION EQUIPMENT	325,000
	401246000795930	TOOLS/SHOP EQUIPMENT	6,500
	401246002675930	TS-2 CABINET CONVERSION	70,000
	401246002725930	PEDESTRIAN EQUIPMENT	40,000
	401246002835930	SPARE EQUIPMENT	41,000
	401246003695930	PTZ UPGRADES	100,000
	401246003865930	CONFLICT MONITOR UPGRADE	100,000
TOTAL FUND 401			682,500
TOTAL SECTION 5930 RB-TRAFFIC SIGNALS MAINT			682,500
TOTAL DIV RB-TRAFFIC SIGNALS MAINT			682,500
401 - SALES TAX CAP IMPROV-CITY			
4015940	89000-0	CAPITAL OUTLAY	646,000
	401246001345940	PASSENGER AMENITIES GRANT MTCH	5,000
	401246001745940	TRANSIT TECH IMPROVEMENTS	50,000
	401246002805940	BUS SHELTERS	100,000
	401246006565940	FTA PREVENTATIVE MAINT MATCH	70,000
	401246009005940	FTA ADA PARA TRANSIT MATCH	55,000
	401247001015940	TRANSIT BUS FTA MATCH RPL-5	285,000
	401247001325940	TRANSIT VAN RPL-2	76,000
	401249000825940	TRANSIT SHORT RANGE PLANNING	5,000
TOTAL FUND 401			646,000
TOTAL SECTION 5940 RB-TRANSIT OPERATIONS			646,000
TOTAL DIV RB-TRANSIT OPERATIONS			646,000
401 - SALES TAX CAP IMPROV-CITY			

**LAFAYETTE CONSOLIDATED GOVERNMENT
2023 - 2024 ADOPTED BUDGET
CAPITAL BY DEPARTMENT**

<u>FUND</u>	<u>ACCOUNT</u>	<u>ACTIVITY</u>	<u>ADOPTED FY 23-24</u>
4015950	89000-0	CAPITAL OUTLAY	550,000
	401244001215950	VERMILION GARAGE IMPROVEMENTS	250,000
	401246003735950	PARKING TECHNOLOGY	300,000
TOTAL FUND 401			550,000
TOTAL SECTION 5950 RB-PARKING PROGRAM			550,000
TOTAL DIV RB-PARKING PROGRAM			550,000
TOTAL DEPT TRAFFIC, ROADS & BRIDGES DEPT			8,859,700
PARKS ARTS RECREATION CULTURE			
<u>401 - SALES TAX CAP IMPROV-CITY</u>			
4016120	89000-0	CAPITAL OUTLAY	1,845,000
	401245000216120	GIRARD PARK PLAYGRND SURFACING	100,000
	401245000296120	LA PLACE PARK	500,000
	401245000386120	BROWN PARK	800,000
	401245009006120	PARK IMPROVEMENTS - CITYWIDE	150,000
	401246000946120	PLAYGROUND EQUIPMENT RPR/RPL	250,000
	401246001906120	SMALL TOOLS/EQUIPMENT RPR/RPL	5,000
	401249000166120	SAFETY SURFACING	15,000
	401249000216120	ATHLETIC FIELD SUPPLIES/IMPRV	25,000
TOTAL FUND 401			1,845,000
TOTAL SECTION 6120 PR-OPERATIONS & MAINTENANCE			1,845,000
TOTAL DIV PR-OPERATIONS & MAINTENANCE			1,845,000
<u>401 - SALES TAX CAP IMPROV-CITY</u>			
4016140	89000-0	CAPITAL OUTLAY	435,000
	401244000376140	A/C UNITS-REC CTRS RPR/RPL	435,000
TOTAL FUND 401			435,000
TOTAL SECTION 6140 PR-CENTERS & PROGRAMS			435,000
TOTAL DIV PR-CENTERS & OTHER PROGRAMS			435,000
<u>401 - SALES TAX CAP IMPROV-CITY</u>			
4018182	89000-0	CAPITAL OUTLAY	28,700
	401246007228182	CCTV VIDEO/CONV HALL SYS UPGR	28,700
TOTAL FUND 401			28,700
TOTAL SECTION 8182 PR-AC-HPACC			28,700
<u>401 - SALES TAX CAP IMPROV-CITY</u>			

**LAFAYETTE CONSOLIDATED GOVERNMENT
2023 - 2024 ADOPTED BUDGET
CAPITAL BY DEPARTMENT**

<u>FUND</u>	<u>ACCOUNT</u>	<u>ACTIVITY</u>	<u>ADOPTED FY 23-24</u>
4018184	89000-0	CAPITAL OUTLAY	85,000
		401249000608184 ELEV BDWLK/TRAIL SYS RPR/UPGRD	85,000
TOTAL FUND 401			85,000
TOTAL SECTION 8184 PR-AC-NATURE STATION			85,000
401 - SALES TAX CAP IMPROV-CITY			
4018185	89000-0	CAPITAL OUTLAY	185,535
		401244009008185 HEYMANN CENTER IMPROVEMENTS	150,535
		401244009598185 DOOR REPLACEMENTS	35,000
TOTAL FUND 401			185,535
TOTAL SECTION 8185 PR-AC-MAINTENANCE			185,535
TOTAL DIV PR-ARTS & CULTURE			299,235
401 - SALES TAX CAP IMPROV-CITY			
4016170	89000-0	CAPITAL OUTLAY	10,000
		401249000256170 SAND	10,000
TOTAL FUND 401			10,000
TOTAL SECTION 6170 PR-J&L HEBERT MUNI GOLF COURSE			10,000
401 - SALES TAX CAP IMPROV-CITY			
4016171	89000-0	CAPITAL OUTLAY	15,000
		401246001936171 RANGE/COURSE EQUIPMENT RPL	15,000
TOTAL FUND 401			15,000
TOTAL SECTION 6171 PR-VIEUX CHENES GOLF COURSE			15,000
401 - SALES TAX CAP IMPROV-CITY			
4016172	89000-0	CAPITAL OUTLAY	75,000
		401245009036172 GOLF COURSE & FACILITIES IMPRV	50,000
		401249000256172 SAND	25,000
TOTAL FUND 401			75,000
TOTAL SECTION 6172 PR-WETLANDS GOLF COURSE			75,000
TOTAL DIV PR-GOLF COURSES			100,000
TOTAL DEPT PARKS ARTS RECREATION CULTURE			2,679,235

COMMUNITY DEVELOPMENT & PLANNING

401 - SALES TAX CAP IMPROV-CITY

**LAFAYETTE CONSOLIDATED GOVERNMENT
2023 - 2024 ADOPTED BUDGET
CAPITAL BY DEPARTMENT**

<u>FUND</u>	<u>ACCOUNT</u>	<u>ACTIVITY</u>	<u>ADOPTED FY 23-24</u>
4015901	89000-0	CAPITAL OUTLAY	1,800,285
	401241002205901	TREE PLANTING ESTABLISHMENT	50,000
	401241002315901	GATEWAY PROJECT	1,500,285
	401245000375901	AFRICAN HERITAGE TRAIL	100,000
	401249000845901	PUBLIC ART	150,000
TOTAL FUND 401			1,800,285
TOTAL SECTION 5901 CP-PLANNING			1,800,285
TOTAL DIV CP-PLANNING			1,800,285
<u>401 - SALES TAX CAP IMPROV-CITY</u>			
4019020	89000-0	CAPITAL OUTLAY	62,000
	401247000239020	1/2 TON PICKUP RPL-2	62,000
TOTAL FUND 401			62,000
TOTAL SECTION 9020 CP-CODES			62,000
TOTAL DIV CP-CODES			62,000
TOTAL DEPT COMMUNITY DEVELOPMENT & PLANNING			1,862,285
UTILITIES DEPARTMENT			
<u>502 - UTILITIES SYSTEM FUND</u>			
5027000	89510-0	SPECIAL EQUIPMENT CAPITAL	400,600
	50210241161	SOFTWARE UPGRADE & LICENSES	70,000
	50210241200	UNANTICIPATED HW/SW	35,000
	50210241201	ELECTRIC COMPUTER HW/SW/ACC	228,700
	50210241202	BROKEN EQUIPMENT RPL/RPR	10,000
	50220241311	WATER COMPUTER HW/SW/ACC	27,200
	50230241622	WASTEWATER COMPUTER HW/SW/ACC	29,700
TOTAL FUND 502			400,600
TOTAL SECTION 7000 UT-DIRECTOR'S OFFICE			400,600
TOTAL DIV UT-DIRECTOR'S OFFICE			400,600
<u>502 - UTILITIES SYSTEM FUND</u>			
5027001	89510-0	SPECIAL EQUIPMENT CAPITAL	5,000
	50210241145	OFFICE FURNITURE & EQUIP RPL	5,000
TOTAL FUND 502			5,000
TOTAL SECTION 7001 UT-SS-ADMINISTRATION/SUPPORT			5,000
<u>502 - UTILITIES SYSTEM FUND</u>			

**LAFAYETTE CONSOLIDATED GOVERNMENT
2023 - 2024 ADOPTED BUDGET
CAPITAL BY DEPARTMENT**

<u>FUND</u>	<u>ACCOUNT</u>	<u>ACTIVITY</u>	<u>ADOPTED FY 23-24</u>
5027005	89510-0	SPECIAL EQUIPMENT CAPITAL	1,000
	50210241019	OFFICE FURNITURE & EQUIP RPL	1,000
TOTAL FUND 502			1,000
TOTAL SECTION 7005 UT-SS-EMPLOYEE DEVELOPMENT			1,000
502 - UTILITIES SYSTEM FUND			
5027006	89510-0	SPECIAL EQUIPMENT CAPITAL	190,000
	50210241025	RADIOS NEW/RPL	42,000
	50210241037	OFFICE FURNITURE & EQUIP RPL	3,000
	50210241040	SUV W/ 1/2T TRK/EXTCAB RPL-1	45,000
	50210241119	1/2T TRK/EXT CAB RPL-2	90,000
	50210241663	VEHICLE ACCESSORIES	10,000
TOTAL FUND 502			190,000
TOTAL SECTION 7006 UT-SS-METER SERVICES			190,000
502 - UTILITIES SYSTEM FUND			
5027007	89510-0	SPECIAL EQUIPMENT CAPITAL	5,000
	50210241120	PORTABLE ELECTRONICS RPL	5,000
TOTAL FUND 502			5,000
TOTAL SECTION 7007 UT-SS-UTILITY CONSERVATION			5,000
TOTAL DIV UT-SUPPORT SERVICES			201,000
502 - UTILITIES SYSTEM FUND			
5027011	89510-0	SPECIAL EQUIPMENT CAPITAL	16,000
	50210241131	INDOOR CAMERAS & SERVE NEW/RPL	10,000
	50210241203	OFFICE FURNITURE & EQUIP RPL	5,000
	50210241664	VEHICLE ACCESSORIES	1,000
TOTAL FUND 502			16,000
TOTAL SECTION 7011 UT-CUSTOMER SERVICE			16,000
TOTAL DIV UT-CUSTOMER SERVICE			16,000
502 - UTILITIES SYSTEM FUND			
5027015	89510-0	SPECIAL EQUIPMENT CAPITAL	60,000
	50210241665	VEHICLE ACCESSORIES	6,000
	50230241085	ANALYTICAL BALANCE NEW	5,000
	50230241330	VAN RPL-1	44,000
	50230241661	OFFICE FURNITURE & EQUIP RPL	5,000
TOTAL FUND 502			60,000
TOTAL SECTION 7015 UT-ENVIRONMENTAL COMPLIANCE			60,000

**LAFAYETTE CONSOLIDATED GOVERNMENT
2023 - 2024 ADOPTED BUDGET
CAPITAL BY DEPARTMENT**

<u>FUND</u>	<u>ACCOUNT</u>	<u>ACTIVITY</u>	<u>ADOPTED FY 23-24</u>
TOTAL DIV UT-ENVIRONMENTAL COMPLIANCE			60,000
502 - UTILITIES SYSTEM FUND			
5027020	89510-0	SPECIAL EQUIPMENT CAPITAL	68,500
	50210241012	XTS RADIOS RPL-5	18,500
	50210241118	ICE TOOLS RPL	7,000
	50210241207	MECH MAINT TOOLS RPL	7,000
	50210241666	VEHICLE ACCESSORIES	36,000
TOTAL FUND 502			68,500
TOTAL SECTION 7020 UT-POWER PRODUCTION			68,500
TOTAL DIV UT-POWER PRODUCTION			68,500
502 - UTILITIES SYSTEM FUND			
5027032	89510-0	SPECIAL EQUIPMENT CAPITAL	2,133,400
	50210241010	WIRE CUTTERS NEW	2,400
	50210241024	LINE TRUCK RPL-1	450,000
	50210241028	1/2 T PICKUP/CREW CAB RPL-1	55,000
	50210241038	1/2 T PICKUP TRUCK RPL-2	90,000
	50210241124	SERVICE TRUCK RPL-1	350,000
	50210241146	1T TRK/EXT/DSL/UTIL/BDY RPL-1	85,000
	50210241214	55FT BUCKET TRUCK RPL-2	1,000,000
	50210241215	VOLTMETERS RPL	800
	50210241218	GENERATOR RPL-1	1,200
	50210241219	COMPRESSION TOOLS RPL	1,800
	50210241220	CHAINSAWS RPL	700
	50210241222	OFFICE FURNITURE & EQUIP RPL	2,000
	50210241223	BATTERY TOOLS NEW	5,500
	50210241225	RADIOS RPL	7,000
	50210241235	BATTERY TOOLS RPL	7,000
	50210241243	HOTLINE TOOLS RPL	5,000
	50210241667	VEHICLE ACCESSORIES	70,000
TOTAL FUND 502			2,133,400
TOTAL SECTION 7032 UT-EO-TRANSMISSION/DISTRBTN			2,133,400
502 - UTILITIES SYSTEM FUND			
5027033	89510-0	SPECIAL EQUIPMENT CAPITAL	29,000
	50210241027	OFFICE FURNITURE & EQUIP RPL	5,000
	50210241237	PORTABLE RADIOS RPL	7,000
	50210241668	VEHICLE ACCESSORIES	17,000
TOTAL FUND 502			29,000
TOTAL SECTION 7033 UT-EO-ENERGY CONTROL			29,000
502 - UTILITIES SYSTEM FUND			
5027034	89510-0	SPECIAL EQUIPMENT CAPITAL	530,000

**LAFAYETTE CONSOLIDATED GOVERNMENT
2023 - 2024 ADOPTED BUDGET
CAPITAL BY DEPARTMENT**

<u>FUND</u>	<u>ACCOUNT</u>	<u>ACTIVITY</u>	<u>ADOPTED FY 23-24</u>
	50210241022	40FT BUCKET TRUCK NEW-1	350,000
	50210241048	3/4 T PICKUP RPL-1	70,000
	50210241126	INFRARED CAMERA NEW-1	20,000
	50210241127	PORTABLE RADIOS RPL	7,000
	50210241134	OIL STORAGE TANK RPL	8,000
	50210241240	POWER TRANS COMPONENTS RPL	20,000
	50210241241	BREAKER COMPONENTS RPL	20,000
	50210241669	VEHICLE ACCESSORIES	35,000
TOTAL FUND 502			530,000
TOTAL SECTION 7034 UT-EO-SUBSTATION/COMMUNICATION			530,000
<u>502 - UTILITIES SYSTEM FUND</u>			
5027035	89510-0	SPECIAL EQUIPMENT CAPITAL	5,000
	50210241670	VEHICLE ACCESSORIES	5,000
TOTAL FUND 502			5,000
TOTAL SECTION 7035 UT-EO-FACILITIES MANAGEMENT			5,000
<u>502 - UTILITIES SYSTEM FUND</u>			
5027036	89510-0	SPECIAL EQUIPMENT CAPITAL	62,000
	50210241070	TRANSFRMR TURNS RATIO TEST NEW	15,000
	50210241083	HIGH VOLTAGE TESTER NEW	37,000
	50210241244	OIL TESTER NEW	10,000
TOTAL FUND 502			62,000
TOTAL SECTION 7036 UT-EO-DISTRIBUTION TRANSFORMERS			62,000
<u>502 - UTILITIES SYSTEM FUND</u>			
5027037	89510-0	SPECIAL EQUIPMENT CAPITAL	51,000
	50210241113	PORTABLE RADIOS RPL	3,500
	50210241236	OFFICE FURNITURE & EQUIP RPL	2,500
	50210241245	1/2 T PICKUP TRUCK RPL-1	45,000
TOTAL FUND 502			51,000
TOTAL SECTION 7037 UT-EO-ELECTRIC METERS			51,000
TOTAL DIV UT-ELECTRIC OPERATIONS			2,810,400
<u>502 - UTILITIES SYSTEM FUND</u>			
5027040	89510-0	SPECIAL EQUIPMENT CAPITAL	33,000
	50220241049	OFFICE FURNITURE & EQUIP RPL	3,000
	50220241409	TOOLS/SHOP/HAND RPL	30,000
TOTAL FUND 502			33,000
TOTAL SECTION 7040 UT-WTR-PRODUCTION/ADMIN			33,000

**LAFAYETTE CONSOLIDATED GOVERNMENT
2023 - 2024 ADOPTED BUDGET
CAPITAL BY DEPARTMENT**

<u>FUND</u>	<u>ACCOUNT</u>	<u>ACTIVITY</u>	<u>ADOPTED FY 23-24</u>
502 - UTILITIES SYSTEM FUND			
5027045	89510-0	SPECIAL EQUIPMENT CAPITAL	507,200
	50220241135	1T TRK/CREWCAB DUALY RPL-2	200,000
	50220241147	COMPACT EXCAVATOR NEW-1	40,000
	50220241305	BKHoe W/MINI EXCAVATOR RPL-1	75,000
	50220241307	OFFICE FURNITURE & EQUIP RPL	1,000
	50220241310	RADIOS RPL-6	16,200
	50220241316	HAND TOOLS RPL	20,000
	50220241317	EQUIPMENT RPL	30,000
	50220241402	MINI EXCAVATOR NEW-1	75,000
	50220241671	VEHICLE ACCESSORIES	50,000
TOTAL FUND 502			507,200
TOTAL SECTION 7045 UT-WTR-DISTRIBUTION			507,200
TOTAL DIV UT-WATER OPERATIONS			540,200
502 - UTILITIES SYSTEM FUND			
5027060	89510-0	SPECIAL EQUIPMENT CAPITAL	528,000
	50230241053	OFFICE FURNITURE & EQUIP RPL	2,000
	50230241503	1T TK/EXT/GAS/SERV W/CRN RPL-2	230,000
	50230241627	LAWN EQUIPMENT RPL	30,000
	50230241640	TOOLS/SHOP/HAND RPL	50,000
	50230241662	3/4T TK/EXT/GAS/REG BODY RPL-1	85,000
	50230241672	VEHICLE ACCESSORIES	131,000
TOTAL FUND 502			528,000
TOTAL SECTION 7060 UT-WW-TREATMENT/ADMINISTRATION			528,000
502 - UTILITIES SYSTEM FUND			
5027065	89510-0	SPECIAL EQUIPMENT CAPITAL	395,000
	50230241056	RADIOS NEW/RPL	7,500
	50230241093	SHOP/HAND TOOLS NEW/RPL	7,500
	50230241138	BACKHOE RPL-1	140,000
	50230241407	CREW TRUCK NEW/RPL-1	100,000
	50230241518	CONCRETE MIXER NEW/RPL	35,000
	50230241521	AIR COMPRESSOR NEW/RPL	30,000
	50230241555	SEWER CAMERA EQUIP NEW/RPL	45,000
	50230241634	TRAFFIC CTRL PRODUCTS NEW/RPL	5,000
	50230241673	VEHICLE ACCESSORIES	25,000
TOTAL FUND 502			395,000
TOTAL SECTION 7065 UT-WW-COLLECTION			395,000
TOTAL DIV UT-WASTEWATER OPERATIONS			923,000
502 - UTILITIES SYSTEM FUND			
5027080	89510-0	SPECIAL EQUIPMENT CAPITAL	29,000

**LAFAYETTE CONSOLIDATED GOVERNMENT
2023 - 2024 ADOPTED BUDGET
CAPITAL BY DEPARTMENT**

<u>FUND</u>	<u>ACCOUNT</u>	<u>ACTIVITY</u>	<u>ADOPTED FY 23-24</u>
	50230241080	CAMERAS NEW	500
	50230241089	METAL DETECTOR NEW-1	1,000
	50230241637	OFFICE FURNITURE & EQUIP RPL	500
	50230241645	MISC TOOLS NEW/RPL	1,000
	50230241674	VEHICLE ACCESSORIES	26,000
TOTAL FUND 502			29,000
TOTAL SECTION 7080 UT-ENG-CIVIL			29,000
502 - UTILITIES SYSTEM FUND			
5027081	89510-0	SPECIAL EQUIPMENT CAPITAL	7,000
	50210241247	OFFICE FURNITURE & EQUIP RPL	5,000
	50210241675	VEHICLE ACCESSORIES	2,000
TOTAL FUND 502			7,000
TOTAL SECTION 7081 UT-ENG-ADMINISTRATION			7,000
502 - UTILITIES SYSTEM FUND			
5027084	89510-0	SPECIAL EQUIPMENT CAPITAL	1,000
	50210241676	VEHICLE ACCESSORIES	1,000
TOTAL FUND 502			1,000
TOTAL SECTION 7084 UT-ENG-ELEC SYS CONSTRUCTION			1,000
502 - UTILITIES SYSTEM FUND			
5027085	89510-0	SPECIAL EQUIPMENT CAPITAL	5,000
	50210241677	VEHICLE ACCESSORIES	5,000
TOTAL FUND 502			5,000
TOTAL SECTION 7085 UT-ENG-ENVIROMENTAL COMPLIANCE			5,000
502 - UTILITIES SYSTEM FUND			
5027086	89510-0	SPECIAL EQUIPMENT CAPITAL	2,000
	50210241678	VEHICLE ACCESSORIES	2,000
TOTAL FUND 502			2,000
TOTAL SECTION 7086 UT-ENG-NETWORK ENGINEERING			2,000
TOTAL DIV UT-ENGINEERING			44,000
502 - UTILITIES SYSTEM FUND			
5027099	89500-0	NORMAL CAPITAL	10,193,000
	50210240400	METERS & METER INSTALLATION	270,000
	50210240401	SECURITY LIGHTING	100,000
	50210240402	TRANSFORMERS & INSTALLATIONS	1,100,000
	50210240404	DISTRIBUTION CAPACITORS	35,000

**LAFAYETTE CONSOLIDATED GOVERNMENT
2023 - 2024 ADOPTED BUDGET
CAPITAL BY DEPARTMENT**

<u>FUND</u>	<u>ACCOUNT</u>	<u>ACTIVITY</u>	<u>ADOPTED FY 23-24</u>
	50210240405	COMMERCIAL SERVICES	700,000
	50210240406	OVERHEAD SERV (NON-COMMERCIAL)	55,000
	50210240407	OH UG LINE IMP & REHAB	725,000
	50210240408	PRIMARY OH LINE EXTENSIONS	20,000
	50210240410	PRIMARY UG LINE EXTENSIONS	60,000
	50210240416	STREET LIGHTING ADD & IMPROV	150,000
	50210240417	PROTECTIVE DEVICES	75,000
	50210240418	INSTALL SUBSTATION EQUIPMENT	100,000
	50210240419	DEPRECIATED POLE REPLACEMENTS	250,000
	50210240420	FACILITIES IMPROVEMENTS	95,000
	50210240432	FEEDER ELECTRICAL GRNDING IMPR	50,000
	50210240435	COMMERCIAL METER IMPROVEMENTS	85,000
	50210240441	NETWORK CABLE SERVICES MISC	10,000
	50210240447	LABELING OF UNDERGROUND CABLE	50,000
	50210240452	TESTED POLE REPLACEMENT	200,000
	50210240478	WOOD POLE IMPROVEMENTS	130,000
	50210240485	SUBSTATION SEC PANELS UPGRADE	75,000
	50210240521	PAINTING SUBSTATION EQUIPMENT	70,000
	50210240551	UNDERGROUND IMPROVEMENTS	70,000
	50210240572	UNDERGROUND CABLE TESTING	70,000
	50210240588	UNDERGROUND CABLES RPL	75,000
	50210240589	SUBDIVISION LINE EXTENSIONS	150,000
	50210240590	BUILDING & YARD IMPROVEMENTS	50,000
	50210240616	POWER PLANT IMPROV	25,000
	50210240623	OVERHEAD PHASING	25,000
	50210240642	CASCADE UPGRADE	150,000
	50210240648	TRANSFORMER IMPROVEMENTS	75,000
	50210240673	IMCORP TESTED CABLES RPL	30,000
	50210240685	STREET LIGHT REHAB	200,000
	50210240688	BATTERY BANKS NEW	25,000
	50210240693	SUBSTATION GROUNDING IMPR	50,000
	50220240201	WATER SERVICES	1,500,000
	50220240202	WATER MAINS ADDITIONS & IMPROV	25,000
	50220240204	WATER RELOCATION	10,000
	50220240213	GALVANIZED SYSTEM UPGRADE	25,000
	50220240215	WATER METERS & METER INSTALLTN	388,000
	50220240216	WATER BOXES & EQUIPMENT	600,000
	50220240220	FIRE HYDRANT REPLACEMENT	500,000
	50220240221	NWTP IMPROVEMENT	300,000
	50220240223	SWTP IMPROVEMENT	250,000
	50220240230	SAMPLING STATIONS/AUTO FLUSHER	50,000
	50220240249	PRESSURE MONITORING DEVICES	10,000
	50230240300	WASTEWATER SERVICES-CITY	25,000
	50230240305	AMBASSADOR CAFFERY IMPROV	200,000
	50230240306	EAST PLANT IMPROV	200,000
	50230240307	NORTHEAST PLANT IMPROV	150,000
	50230240308	SOUTH PLANT IMPROV	300,000
	50230240331	COLLECTION SYSTEM IMPROV/RPR	150,000
	50230240333	PACKAGE PLANT UPGRADES	50,000
	50230240334	LIFT STATION BCKFLW PREVENTERS	10,000
	50230240335	LIFT STATION FENCING	50,000
	TOTAL FUND 502		10,193,000
	TOTAL SECTION 7099 UT-CAPITAL APPROPRIATIONS		10,193,000

**LAFAYETTE CONSOLIDATED GOVERNMENT
2023 - 2024 ADOPTED BUDGET
CAPITAL BY DEPARTMENT**

ADOPTED
FY 23-24

<u>FUND</u>	<u>ACCOUNT</u>	<u>ACTIVITY</u>	<u>ADOPTED FY 23-24</u>
TOTAL DIV UT-CAPITAL APPROPRIATIONS			10,193,000
TOTAL DEPT UTILITIES DEPARTMENT			15,256,700
COMMUNICATIONS SYSTEM			
532 - COMMUNICATIONS SYSTEM FUND			
5323720	89510-0	SPECIAL EQUIPMENT CAPITAL	36,500
	53240241005	EQUIPMENT NEW/RPL	30,000
	53240241010	OFFICE FURN & EQUIP NEW/RPL	6,500
TOTAL FUND 532			36,500
TOTAL SECTION 3720 CMN-GENERAL ACCOUNTS			36,500
TOTAL DIV CMN-GENERAL ACCOUNTS			36,500
532 - COMMUNICATIONS SYSTEM FUND			
5323750	89510-0	SPECIAL EQUIPMENT CAPITAL	72,000
	53240241017	SMALL CARGO VANS NEW-2	72,000
TOTAL FUND 532			72,000
TOTAL SECTION 3750 CMN-OPERATIONS			72,000
TOTAL DIV CMN-OPERATIONS			72,000
532 - COMMUNICATIONS SYSTEM FUND			
5323760	89510-0	SPECIAL EQUIPMENT CAPITAL	55,000
	53240241020	FORK LIFT NEW-1	55,000
TOTAL FUND 532			55,000
TOTAL SECTION 3760 CMN-WAREHOUSE			55,000
TOTAL DIV CMN-WAREHOUSE			55,000
532 - COMMUNICATIONS SYSTEM FUND			
5323795	89510-0	SPECIAL EQUIPMENT CAPITAL	27,500
	53240241000	COMPUTER HW/SW/ACC NEW/RPL	27,500
TOTAL FUND 532			27,500
TOTAL SECTION 3795 CMN-ENGINEERING			27,500
TOTAL DIV CMN-ENGINEERING			27,500
TOTAL DEPT COMMUNICATIONS SYSTEM			191,000
GRAND TOTAL			78,295,506

MANNING TABLES



**LAFAYETTE CONSOLIDATED GOVERNMENT
2023 - 2024 ADOPTED BUDGET
MANNING TABLE BY DEPARTMENT**

	PERSONNEL			CUR BUDGET FY 22-23	PROJECTED FY 22-23	ADOPTED FY 23-24
	CUR	PROJ	ADP			
EO-LEGISLATIVE/JUDICIAL/OTHER	147	147	148	6,092,408	6,092,408	6,397,645
EO-COUNCIL OFFICE	17	17	17	779,608	779,608	790,751
AU 1012 CLERK III	1	1	1	34,043	34,043	34,724
AU 1035 ADMINISTRATIVE SECRETARY	2	2	2	99,398	99,398	96,320
AU 1041 SENIOR ADMIN ASSISTANT	1	1	1	68,346	68,346	69,713
AU 1042 ADMINISTRATIVE ASSISTANT	1	1	1	56,013	56,013	57,134
AU 9008 CLERK OF COUNCIL	1	1	1	129,500	129,500	132,090
AU 9009 ASST CITY-PARISH CLERK	1	1	1	83,275	83,275	84,940
TOTAL PERSONNEL 1100 EO-COUNCIL OFFICE ADMIN	7	7	7	470,575	470,575	474,921
AE 9001 COUNCIL MEMBER	5	5	5	154,820	154,820	157,915
TOTAL PERSONNEL 1101 EO-COUNCIL OFFICE-CITY	5	5	5	154,820	154,820	157,915
AE 9001 COUNCIL MEMBER	5	5	5	154,213	154,213	157,915
TOTAL PERSONNEL 1102 EO-COUNCIL OFFICE-PARISH	5	5	5	154,213	154,213	157,915
EO-JUSTICE OF PEACE/CONSTABLES	18	18	18	224,766	224,766	229,266
AE 9933 JUSTICE OF THE PEACE	9	9	9	112,383	112,383	114,633
AE 9934 CONSTABLE	9	9	9	112,383	112,383	114,633
TOTAL PERSONNEL 1117 EO-JUSTICE OF PEACE/CONSTABLES	18	18	18	224,766	224,766	229,266
EO-CITY COURT	38	38	38	1,608,961	1,608,961	1,701,057
AU 1009 CIVIL OFFICER	1	1	1	45,403	45,403	47,961
AU 1040 ADMINISTRATIVE ASSISTANT	1	1	1	57,397	57,397	59,955
AU 1525 SENTENCE COORDINATOR	2	2	2	64,260	64,260	69,376
AU 4500 JANITOR	1	1	1	29,151	29,151	31,710
AU 9007 MINUTE CLERK	2	2	2	75,143	75,143	80,259
AU 9015 EXECUTIVE SECRETARY	2	2	2	116,066	116,066	121,184
AE 9018 CITY JUDGE	2	2	2	229,206	229,206	229,206
AU 9022 FINANCE OFFICER	1	1	1	41,160	41,160	43,718
AU 9023 CITY COURT ADMINISTRATOR	1	1	1	78,500	78,500	81,058
AU 9024 DEPUTY CITY COURT ADMIN	1	1	1	63,648	63,648	66,207
AU 9031 COURT REPORTER CLERK	1	1	1	50,217	50,217	52,775
AU 9307 COURT CLERK I	1	1	1	30,585	30,585	33,143
AU 9309 JUVENILE PROBATION OFFICER	1	1	1	39,992	39,992	42,550
AU 9310 COURT CLERK II	17	17	17	530,130	530,130	573,617
AU 9311 COURT CLERK III	4	4	4	158,103	158,103	168,338
TOTAL PERSONNEL 1130 EO-CITY COURT	38	38	38	1,608,961	1,608,961	1,701,057
EO-CITY MARSHAL	26	26	26	1,553,029	1,553,029	1,710,928
AE 9019 CITY MARSHAL	1	1	1	101,200	101,200	103,224
AU 9025 CITY MARSHAL SERGEANT	4	4	4	282,230	282,230	308,496
AU 9026 CITY MARSHAL OFFICE ADMIN	1	1	1	50,630	50,630	52,655
AU 9029 CITY MARSHAL LIEUTENANT	1	1	1	83,731	83,731	85,450
AU 9032 RADIO DISPATCHER	1	1	1	50,401	50,401	52,417
AU 9033 CHIEF DEPUTY MARSHAL	1	1	1	94,388	94,388	97,220
AU 9034 CITY MARSHAL CAPTAIN	1	1	1	87,914	87,914	93,152

* PART TIME POSITION

**LAFAYETTE CONSOLIDATED GOVERNMENT
2023 - 2024 ADOPTED BUDGET
MANNING TABLE BY DEPARTMENT**

	PERSONNEL			CUR BUDGET	PROJECTED	ADOPTED
	CUR	PROJ	ADP	FY 22-23	FY 22-23	FY 23-24
AU 9035 DEPUTY CITY MARSHAL I	3	3	3	110,075	110,075	147,655
AU 9036 DEPUTY CITY MARSHAL II	7	7	7	342,077	342,077	381,493
AU 9037 DEPUTY CITY MARSHAL III	2	2	2	112,663	112,663	124,136
AU 9038 DEPUTY CITY MARSHAL IV	3	3	3	200,273	200,273	217,583
AU 9312 MARSHAL'S EXECUTIVE SECRETARY	1	1	1	37,447	37,447	47,447
TOTAL PERSONNEL 1131 EO-CITY MARSHAL	26	26	26	1,553,029	1,553,029	1,710,928
EO-JUDICIAL-DISTRICT COURT	22	22	23	1,018,933	1,018,933	1,044,802
AU 9902 COURT REPORTER	13	13	13	580,177	580,177	591,773
AU 9903 SECRETARY	9	9	10	438,756	438,756	453,029
TOTAL PERSONNEL 1140 EO-DC-JUDGES	22	22	23	1,018,933	1,018,933	1,044,802
EO-JUDICIAL-DISTRICT ATTORNEY	13	13	13	530,438	530,438	530,438
AU 1005 RECEPTIONIST	1	1	1	31,870	31,870	31,870
* AM 1033 SECRETARY II	1	1	1	15,444	15,444	15,444
AU 1033 SECRETARY II	6	6	6	212,282	212,282	212,282
AU 9906 ASST DIST ATTORNEY	2	2	2	113,660	113,660	113,660
AU 9961 INVESTIGATOR	1	1	1	33,842	33,842	33,842
AU 9970 ASST DIST ATTY - DIRECTOR	1	1	1	74,830	74,830	74,830
AU 9971 OFFICE MANAGER	1	1	1	48,510	48,510	48,510
TOTAL PERSONNEL 1139 EO-DA-CRIMINAL NON-SUPPORT	13	13	13	530,438	530,438	530,438
EO-REGISTRAR OF VOTERS	7	7	7	128,045	128,045	136,801
AU 9891 ADMIN COORDINATOR II	0	0	1	0	0	19,760
AU 9893 ADMIN COORDINATOR III	4	4	3	58,866	58,866	46,479
AU 9914 CHIEF DEPUTY	1	1	1	25,790	25,790	26,305
AU 9915 CONFIDENTIAL ASSISTANT	1	1	1	11,039	11,039	11,260
AU 9916 REGISTRAR OF VOTERS	1	1	1	32,350	32,350	32,997
TOTAL PERSONNEL 1151 EO-REGISTRAR OF VOTERS	7	7	7	128,045	128,045	136,801
EO-OTH-CORONER OFFICE	6	6	6	248,628	248,628	253,602
AU 1011 CLERK II	1	1	1	29,085	29,085	29,667
AU 1012 CLERK III	1	1	1	31,824	31,824	32,461
AU 1040 ADMINISTRATIVE ASSISTANT	1	1	1	42,332	42,332	43,179
AE 9900 CORONER	1	1	1	37,489	37,489	38,239
AU 9983 CHIEF MEDICOLEGAL INVESTIGATOR	1	1	1	59,898	59,898	61,096
AU 9984 DEATH INVESTIGATOR	1	1	1	48,000	48,000	48,960
TOTAL PERSONNEL 1160 EO-CORONER OFFICE	6	6	6	248,628	248,628	253,602
EO-EXECUTIVE	96	96	96	4,061,844	4,061,844	4,196,303
EO-MAYOR-PRESIDENT'S OFFICE	12	12	12	711,296	711,296	774,441
AU 1036 EXECUTIVE RECEPTIONIST	1	1	1	38,123	38,123	38,886
AE 9010 **MAYOR-PRESIDENT	1	1	1	121,773	121,773	170,000
* AM 9017 DISABILITY AWARENESS COORD	1	1	1	13,110	13,110	16,500
AU 9028 CHIEF OF STAFF	1	1	1	105,876	105,876	107,994
AU 9300 ADMINISTRATIVE SPECIALIST	2	2	2	95,796	95,796	97,711

* PART TIME POSITION

**Mayor-President salary set at \$170k per JO-098-2022 eff. 01/01/24

**LAFAYETTE CONSOLIDATED GOVERNMENT
2023 - 2024 ADOPTED BUDGET
MANNING TABLE BY DEPARTMENT**

	PERSONNEL			CUR BUDGET	PROJECTED	ADOPTED
	<u>CUR</u>	<u>PROJ</u>	<u>ADP</u>	<u>FY 22-23</u>	<u>FY 22-23</u>	<u>FY 23-24</u>
AU 9892 CHIEF COMMUNICATIONS OFFICER	1	1	1	76,501	76,501	78,031
AU 9901 SENIOR COMMUNICATION SPECIALIST	1	1	1	55,412	55,412	56,520
AU 9904 CHIEF OF MINORITY AFFAIRS	1	1	1	61,201	61,201	62,425
* AM 9908 DIGITAL COMMUNICATIONS SPECIALIST	0	0	0	0	0	45,900
AU 9908 DIGITAL COMMUNICATIONS SPECIALIST	1	1	1	45,000	45,000	0
* AM 9950 COMMUNICATIONS & MEDIA SPEC	1	1	1	36,000	36,000	36,720
AU P109 EXECUTIVE SECRETARY	1	1	1	62,504	62,504	63,754
TOTAL PERSONNEL 1200 EO-MAYOR-PRESIDENT'S OFFICE	12	12	12	711,296	711,296	774,441
EO-CAO-ADMINISTRATION	4	4	4	357,556	357,556	369,962
AF 1040 ADMINISTRATIVE ASSISTANT	1	1	1	43,473	43,473	44,342
AU 9011 ***CHIEF ADMIN OFFICER	1	1	1	139,831	139,831	150,000
AU 9100 DEPUTY CHIEF OF STAFF	1	1	1	105,876	105,876	105,876
AU P109 EXECUTIVE SECRETARY	1	1	1	68,376	68,376	69,744
TOTAL PERSONNEL 1210 EO-CAO-ADMINISTRATION	4	4	4	357,556	357,556	369,962
EO-CAO-INTERNATIONAL TRADE	4	4	4	234,719	234,719	239,414
AF 1033 SECRETARY II	1	1	1	40,384	40,384	41,192
AF 6433 TRADE DEVELOPMENT SPECIALIST	2	2	2	87,365	87,365	89,112
AU 9013 DEPARTMENT DIRECTOR	1	1	1	106,970	106,970	109,110
TOTAL PERSONNEL 1217 EO-CAO-INTERNATIONAL TRADE	4	4	4	234,719	234,719	239,414
EO-CAO-ANIMAL SHEL & CARE CTR	23	23	23	830,242	830,242	830,989
AF 1011 CLERK II	2	2	2	53,708	53,708	54,783
AF 1040 ADMINISTRATIVE ASSISTANT	1	1	1	43,473	43,473	44,342
AF 1205 ANIMAL CARETAKER	6	6	6	164,436	164,436	161,641
AF 1206 ANIMAL ADOP/FOSTER/RESCUE COOR	3	3	3	104,450	104,450	99,658
AF 1207 ADOPTION/FOSTER/RESCUE SUPERVISOR	1	1	1	45,764	45,764	43,785
AF 1208 ANIMAL CONTROL SUPERVISOR	1	1	1	60,067	60,067	61,268
AF 1209 ANIMAL CONTROL OFFICER	6	6	6	238,505	238,505	243,277
AF 1213 ANIMAL CONTROL FIELD SUPER	1	1	1	46,008	46,008	46,928
AF 1214 ANIMAL CONTROL KENNEL SUPER	1	1	1	43,683	43,683	44,556
AF 5011 DISPATCHER	1	1	1	30,148	30,148	30,751
TOTAL PERSONNEL 1251 EO-CAO-ANIMAL SHEL & CARE CTR	23	23	23	830,242	830,242	830,989
EO-CAO-JUVENILE DETENTION	37	37	37	1,298,970	1,298,970	1,349,139
AF 0801 TRAINING/COMPLIANCE COORD	1	1	1	45,625	45,625	43,785
AF 1033 SECRETARY II	1	1	1	35,538	35,538	36,248
AF 1040 ADMINISTRATIVE ASSISTANT	1	1	1	45,195	45,195	46,099
AF 1406 REGISTERED NURSE	1	1	1	74,001	74,001	75,482
AF 1549 JDH OPERATIONS MANAGER	2	2	2	121,780	121,780	124,214
AF 1550 JUVENILE DTN SHIFT SUPV	4	4	4	154,644	154,644	157,735
AF 1551 JUVENILE DTN ATTD II	19	19	19	558,236	558,236	596,347
AF 1552 JUVENILE DTN ATTD I	1	1	1	32,094	32,094	32,735
AF 1553 JDH ADMINISTRATOR	1	1	1	81,682	81,682	83,316
AF 4201 MAINTENANCE WORKER	1	1	1	32,105	32,105	32,747
AF 4500 JANITOR	2	2	2	43,736	43,736	44,610
TOTAL PERSONNEL 1255 EO-CAO-JUVENILE DETENTION	34	34	34	1,224,636	1,224,636	1,273,318

* PART TIME POSITION

*** Chief Admin Officer salary set at \$150k per JO-098-2022 eff. 01/01/24

**LAFAYETTE CONSOLIDATED GOVERNMENT
2023 - 2024 ADOPTED BUDGET
MANNING TABLE BY DEPARTMENT**

	PERSONNEL			CUR BUDGET	PROJECTED	ADOPTED
	CUR	PROJ	ADP	FY 22-23	FY 22-23	FY 23-24
AF 4520 COOK	2	2	2	52,684	52,684	53,738
* AL 4520 COOK	1	1	1	21,650	21,650	22,083
TOTAL PERSONNEL 1256 EO-CAO-JUVENILE DET-KITCHEN	3	3	3	74,334	74,334	75,821
EO-CAO-HUMAN RESOURCES	10	10	10	435,003	435,003	443,702
AF 1011 CLERK II	1	1	1	28,523	28,523	29,093
AF 1016 PERS/RECORDS MGMT CLERK	4	4	4	123,077	123,077	125,538
AF 1403 HUMAN RESOURCES ADMIN	1	1	1	51,050	51,050	52,071
AF 1410 EMPLOYEE RELATIONS SUPV	1	1	1	56,753	56,753	57,888
AF 1414 EMP RELATIONS ANALYST	1	1	1	43,783	43,783	44,659
AF 1418 HUMAN RESOURCES MGR	1	1	1	91,800	91,800	93,636
AF 1532 SUBSTANCE ABUSE COORD	1	1	1	40,017	40,017	40,817
TOTAL PERSONNEL 2161 EO-CAO-HUMAN RESOURCES	10	10	10	435,003	435,003	443,702
EO-CAO-MAILROOM	2	2	2	50,909	50,909	51,927
AF 1011 CLERK II	2	2	2	50,909	50,909	51,927
TOTAL PERSONNEL 1218 EO-CAO-MAILROOM	2	2	2	50,909	50,909	51,927
EO-CAO-311 C/P COMM SRVS	4	4	4	143,149	143,149	136,729
AF 1011 CLERK II	3	3	3	86,995	86,995	79,452
AF 4423 COMMUNICATIONS/311 SUPERVISOR	1	1	1	56,154	56,154	57,277
TOTAL PERSONNEL 2163 EO-CAO-COMMUNICATIONS/311	4	4	4	143,149	143,149	136,729
LEGAL DEPARTMENT	7	7	7	313,416	313,416	377,219
LD-LEGAL DEPARTMENT	1	1	1	66,300	66,300	67,626
AU 1400 OMBUDSMAN	1	1	1	66,300	66,300	67,626
TOTAL PERSONNEL 1400 LD-LEGAL DEPARTMENT	1	1	1	66,300	66,300	67,626
LD-CITY PROSECUTOR	6	6	6	247,116	247,116	309,593
AU 1040 ADMINISTRATIVE ASSISTANT	1	1	0	33,013	33,013	0
AU 1101 DATA ENTRY CLERK	1	1	1	30,595	30,595	36,836
AU 1524 SENIOR PARALEGAL	2	2	2	81,610	81,610	112,026
AU 1527 CITY PROSECUTOR MANAGER	1	1	1	56,096	56,096	57,218
AU 9963 SUPERVISOR	1	1	1	45,802	45,802	56,013
AU 9996 JUNIOR PARALEGAL	0	0	1	0	0	47,500
TOTAL PERSONNEL 1401 LD-CITY PROSECUTOR	6	6	6	247,116	247,116	309,593
OFFICE OF FINANCE & MANAGEMENT	64	64	64	3,237,669	3,237,669	3,332,991
FM-CHIEF FINANCIAL OFFICER	5	5	5	469,743	469,743	474,200
AF 1002 DIRECTORS EXEC SECRETARY	1	1	1	45,058	45,058	41,021
AF 1307 DEBT MGMT & COMPLIANCE OFFICER	1	1	1	51,662	51,662	52,695
AF 1345 CONTROLLER	1	1	1	120,640	120,640	123,053
AU 1346 CHIEF FINANCIAL OFFICER	1	1	1	198,000	198,000	201,960

* PART TIME POSITION

**LAFAYETTE CONSOLIDATED GOVERNMENT
2023 - 2024 ADOPTED BUDGET
MANNING TABLE BY DEPARTMENT**

	PERSONNEL			CUR BUDGET FY 22-23	PROJECTED FY 22-23	ADOPTED FY 23-24
	CUR	PROJ	ADP			
AF 1350 FINANCIAL ANALYST	1	1	1	54,383	54,383	55,471
TOTAL PERSONNEL 0100 FM-CHIEF FINANCIAL OFFICER	5	5	5	469,743	469,743	474,200
FM-ACCOUNTING	33	33	33	1,514,114	1,514,114	1,585,760
AF 1012 CLERK III	2	2	2	67,917	67,917	69,276
AF 1033 SECRETARY II	1	1	1	34,217	34,217	34,901
AF 1302 ACCOUNTING CLERK	10	10	10	308,710	308,710	314,883
AF 1303 ACCOUNTING SPECIALIST	4	4	4	141,948	141,948	144,787
AF 1308 PAYROLL OFFICER	1	1	1	57,850	57,850	59,007
AF 1309 INVESTMENT OFFICER	1	1	1	59,252	59,252	60,437
AF 1311 ACCOUNTANT I	7	7	7	325,266	325,266	373,137
AF 1313 ACCOUNTING MANAGER	1	1	1	100,794	100,794	102,809
AF 1314 CHIEF ACCOUNTANT	1	1	1	71,621	71,621	73,054
AF 1315 ACCOUNTS PAY/RECEIVABLE SUPV	2	2	2	137,967	137,967	140,726
AF 1325 ACCOUNTANT III	2	2	2	127,453	127,453	130,002
AF 1351 FINANCIAL OPERATIONS SUPV	1	1	1	81,119	81,119	82,741
TOTAL PERSONNEL 0120 FM-ACCOUNTING	33	33	33	1,514,114	1,514,114	1,585,760
FM-BUDGET MANAGEMENT	7	7	7	445,080	445,080	453,981
AF 1304 SENIOR BUDGET ANALYST	3	3	3	168,974	168,974	172,353
AF 1312 BUDGET MANAGER	1	1	1	107,990	107,990	110,150
AF 1319 BUDGET ANALYST	2	2	2	93,470	93,470	95,339
AF 1326 CHIEF BUDGET ANALYST	1	1	1	74,646	74,646	76,139
TOTAL PERSONNEL 0140 FM-BUDGET MANAGEMENT	7	7	7	445,080	445,080	453,981
FM-PURCHASING/PROPERTY MGMT	13	13	13	530,645	530,645	537,489
AF 1012 CLERK III	2	2	2	61,693	61,693	62,927
AF 1032 SECRETARY I	1	1	1	30,662	30,662	28,187
AF 1229 BUYER I	3	3	3	95,158	95,158	97,061
AF 1231 PROPERTY CONTROL OFFICER	1	1	1	49,514	49,514	50,504
AF 1232 PURCHASING & PROP MANAGER	1	1	1	96,107	96,107	98,029
AF 1233 BUYER II	3	3	3	135,282	135,282	132,463
AF 1302 ACCOUNTING CLERK	2	2	2	62,229	62,229	68,318
TOTAL PERSONNEL 0150 FM-PURCHASING/PROPERTY MGMT	13	13	13	530,645	530,645	537,489
FM-RISK MANAGEMENT & GROUP INSURANCE	6	6	6	278,087	278,087	281,561
AF 1012 CLERK III	1	1	1	35,677	35,677	32,885
AF 1032 SECRETARY I	1	1	1	29,272	29,272	31,275
AF 1404 RISK AND INSURANCE MGR	1	1	1	89,990	89,990	91,790
AF 1407 SAFETY OFFICER	1	1	1	59,466	59,466	60,656
TOTAL PERSONNEL 2180 FM-RISK MANAGEMENT	4	4	4	214,405	214,405	216,606
AF 1012 CLERK III	2	2	2	63,682	63,682	64,955
TOTAL PERSONNEL 2181 FM-GROUP INSURANCE & WELLNESS	2	2	2	63,682	63,682	64,955
DEPT OF INNOVATION & TECHNOLOGY	38	38	40	2,518,506	2,518,506	2,683,503

* PART TIME POSITION

**LAFAYETTE CONSOLIDATED GOVERNMENT
2023 - 2024 ADOPTED BUDGET
MANNING TABLE BY DEPARTMENT**

	PERSONNEL			CUR BUDGET	PROJECTED	ADOPTED
	<u>CUR</u>	<u>PROJ</u>	<u>ADP</u>	<u>FY 22-23</u>	<u>FY 22-23</u>	<u>FY 23-24</u>
IT-RECORDS MANAGEMENT	2	2	2	85,054	85,054	86,756
AF 1016 PERS/RECORDS MGMT CLERK	1	1	1	32,020	32,020	32,661
AF 1401 CITY/PARISH RECORDS MGR	1	1	1	53,034	53,034	54,095
TOTAL PERSONNEL 2110 IT-RECORDS MANAGEMENT	2	2	2	85,054	85,054	86,756
IT-CHIEF INNOVATION OFFICER	36	36	38	2,433,452	2,433,452	2,596,747
AF 1002 DIRECTORS EXEC SECRETARY	1	1	1	40,781	40,781	41,597
AF 1109 HELP DESK SPECIALIST	2	2	2	77,022	77,022	78,562
AF 1115 TECHNICAL SPECIALIST	3	3	4	133,851	133,851	183,951
AF 1118 SR TECHNICAL SPECIALIST	1	1	1	54,420	54,420	55,508
AF 1120 APPLICATION DEVELOPER	1	1	1	43,529	43,529	44,399
AF 1122 PROGRAMMER ANALYST	5	5	5	302,181	302,181	308,226
AF 1123 SYSTEMS SUPPORT SPEC	2	2	2	119,080	119,080	121,462
AF 1124 SR SYSTEMS SUPPORT SPEC	2	2	2	151,640	151,640	154,672
AF 1128 NETWORK ADMINISTRATOR	2	2	2	151,361	151,361	154,388
AF 1129 DATABASE ADMINISTRATOR	3	3	3	237,286	237,286	242,031
AF 1130 INFO SERVICES TECHNICAL SUPER	1	1	1	60,282	60,282	61,487
AF 1133 GIS TECHNICIAN	1	1	1	54,420	54,420	56,753
AF 1134 GIS ANALYST	2	2	3	118,523	118,523	185,352
AF 1136 SYSTEMS ANALYST	4	4	4	308,431	308,431	316,101
AF 1137 INTERNET WEBMASTER	1	1	1	76,216	76,216	77,741
AF 1144 INFO SVCS & TECH MANAGER	4	4	4	376,461	376,461	383,990
AU 1145 CHIEF INNOVATION OFFICER	1	1	1	127,968	127,968	130,527
TOTAL PERSONNEL 2910 IT-INNOVATION SERVICES	36	36	38	2,433,452	2,433,452	2,596,747
POLICE DEPARTMENT	364	364	369	22,156,807	22,156,807	24,153,288
PD-ADMINISTRATION	364	364	369	22,156,807	22,156,807	24,153,288
AF 1005 RECEPTIONIST	2	2	2	49,489	49,489	50,479
AF 1039 ACCREDITATION ADMINISTRATOR	1	1	1	37,595	37,595	38,347
AF 1319 BUDGET ANALYST	1	1	1	46,602	46,602	47,535
AF 4225 MAINTENANCE SUPERVISOR	1	1	1	54,906	54,906	56,004
AF 4500 JANITOR	4	4	4	91,630	91,630	93,462
AF 6233 GRANTS COORDINATOR	1	1	1	48,180	48,180	49,143
AC 8001 CHIEF OF POLICE	1	1	1	133,216	133,216	135,880
AC 8005 POLICE MAJOR	3	3	3	340,901	340,901	351,504
AC 8007 POLICE CAPTAIN	10	10	10	1,043,152	1,043,152	1,085,519
AC 8009 POLICE LIEUTENANT	18	18	18	1,696,532	1,696,532	1,785,233
AC 8010 POLICE SENIOR CORPORAL	66	66	66	4,690,618	4,690,618	5,106,268
AC 8011 POLICE SERGEANT	47	47	47	3,847,631	3,847,631	4,154,168
AC 8012 POLICE CORPORAL	68	68	77	4,160,068	4,160,068	5,115,619
AC 8015 POLICE OFFICER	91	91	87	4,213,768	4,213,768	4,313,888
AC 8018 POLICE COMM SHIFT SUPV	4	4	4	206,213	206,213	215,801
AC 8019 POLICE COMM OFFICER	16	16	16	583,817	583,817	610,146
AC 8021 SECRETARY TO POLICE CHIEF	1	1	1	40,407	40,407	41,215
AC 8022 POLICE DEPT RECORDS CLERK	10	10	10	230,641	230,641	236,667
AC 8025 DEPT RECORDS CLERK II	3	3	3	131,143	131,143	136,389
AC 8027 DEPT REC CLERK-LEVEL II	12	12	12	377,338	377,338	391,742
AC 8028 DIFFERENTIAL RESPONSE OFFICER	2	2	2	62,532	62,532	65,033

* PART TIME POSITION

**LAFAYETTE CONSOLIDATED GOVERNMENT
2023 - 2024 ADOPTED BUDGET
MANNING TABLE BY DEPARTMENT**

	PERSONNEL			CUR BUDGET FY 22-23	PROJECTED FY 22-23	ADOPTED FY 23-24
	CUR	PROJ	ADP			
AC 8029 POLICE SUPPLY OFFICER	2	2	2	70,428	70,428	73,246
TOTAL PERSONNEL 3100 PD-ADMINISTRATION	364	364	369	22,156,807	22,156,807	24,153,288
FIRE DEPARTMENT	285	285	288	17,600,047	17,600,047	19,512,467
FD-ADMINISTRATION	4	4	4	253,956	253,956	259,034
AC 8101 FIRE CHIEF	1	1	1	138,549	138,549	141,320
AC 8105 FIRE DEPT RECORDS CLERK II	1	1	1	33,675	33,675	34,348
AC 8106 FIRE DEPT REC CLERK-LEVEL II	1	1	1	28,045	28,045	28,605
AC 8137 ADMIN ASST TO FIRE CHIEF	1	1	1	53,687	53,687	54,761
TOTAL PERSONNEL 4100 FD-ADMINISTRATION	4	4	4	253,956	253,956	259,034
FD-EMERGENCY OPERATIONS	250	250	250	15,249,872	15,249,872	16,825,934
AF 1220 STORES CLERK I	1	1	1	24,741	24,741	25,236
AC 8108 DEPUTY FIRE CHIEF	1	1	1	109,303	109,303	120,020
AC 8109 FIRE ASSISTANT CHIEF	4	4	4	402,456	402,456	441,516
AC 8111 FIRE DISTRICT CHIEF	15	15	15	1,405,974	1,405,974	1,540,412
AC 8117 FIRE CAPTAIN	72	72	72	5,517,620	5,517,620	6,074,025
AC 8126 FIRE ENGINEER	72	72	72	4,014,574	4,014,574	4,386,581
AC 8128 FIREFIGHTER FIRST CLASS	37	37	40	1,837,309	1,837,309	2,147,854
AC 8129 FIREFIGHTER	47	47	44	1,861,213	1,861,213	2,005,062
TOTAL PERSONNEL 4120 FD-EMERGENCY OPERATIONS	249	249	249	15,173,190	15,173,190	16,740,706
AC 8110 HAZARDOUS MATERIAL COORD	1	1	1	76,682	76,682	85,228
TOTAL PERSONNEL 4121 FD-EO-HAZMAT	1	1	1	76,682	76,682	85,228
FD-TECHNICAL OPERATIONS	31	31	34	2,096,219	2,096,219	2,427,499
AC 8113 FIRE COMMUNICATIONS CHIEF	1	1	1	96,390	96,390	107,059
AC 8118 FIRE COMM OFFICER II	1	1	1	90,044	90,044	99,922
AC 8119 FIRE COMM OFFICER	10	10	11	611,930	611,930	721,862
TOTAL PERSONNEL 4131 FD-TO-COMMUNICATIONS	12	12	13	798,364	798,364	928,843
AC 8106 FIRE DEPT REC CLERK-LEVEL II	2	2	2	71,304	71,304	72,731
AC 8120 FIRE PREVENTION CHIEF	1	1	1	100,614	100,614	110,379
AC 8121 FIRE INVESTIGATOR II	1	1	1	93,986	93,986	103,021
AC 8122 FIRE INVESTIGATOR	2	2	2	134,804	134,804	149,570
AC 8123 FIRE INSPECTOR II	1	1	1	93,562	93,562	102,554
AC 8124 FIRE INSPECTOR	5	5	7	375,186	375,186	491,996
TOTAL PERSONNEL 4132 FD-TO-FIRE PREVENTION	12	12	14	869,456	869,456	1,030,251
AC 8104 FIRE DEPT RECORDS CLERK	1	1	1	22,880	22,880	23,338
AC 8106 FIRE DEPT REC CLERK-LEVEL II	1	1	1	27,007	27,007	27,547
AC 8114 FIRE TRAINING CHIEF	1	1	1	100,614	100,614	110,379
AC 8115 FIRE TRAINING OFFICER II	1	1	1	93,774	93,774	102,787
AC 8116 FIRE TRAINING OFFICER	3	3	3	184,124	184,124	204,354
TOTAL PERSONNEL 4133 FD-TO-TRAINING	7	7	7	428,399	428,399	468,405
PUBLIC WORKS DEPARTMENT	132	132	130	6,070,336	6,070,336	6,196,617

* PART TIME POSITION

**LAFAYETTE CONSOLIDATED GOVERNMENT
2023 - 2024 ADOPTED BUDGET
MANNING TABLE BY DEPARTMENT**

	PERSONNEL			CUR BUDGET FY 22-23	PROJECTED FY 22-23	ADOPTED FY 23-24
	CUR	PROJ	ADP			
PW-DIRECTOR'S OFFICE	2	2	2	184,992	184,992	188,692
AF 1002 DIRECTORS EXEC SECRETARY	1	1	1	49,842	49,842	50,839
AU 9013 DEPARTMENT DIRECTOR	1	1	1	135,150	135,150	137,853
TOTAL PERSONNEL 5100 PW-DIRECTOR'S OFFICE	2	2	2	184,992	184,992	188,692
PW-CAPITAL IMPROVEMENTS-OTHER	41	41	39	2,535,616	2,535,616	2,596,970
AF 1133 GIS TECHNICIAN	1	1	1	51,396	51,396	52,424
AF 2015 PW CIVIL ENGINEER SUPV	1	1	1	113,023	113,023	115,284
AF 2035 CIVIL ENGINEER III	2	2	2	185,883	185,883	189,600
AF 2036 CIVIL ENGINEER AIDE SPEC I	3	3	3	154,905	154,905	160,309
AF 2037 CIVIL ENGINEER AIDE SPEC II	7	7	7	440,777	440,777	446,995
AF 2040 CIVIL ENGINEERING AIDE III	1	1	1	39,266	39,266	42,548
TOTAL PERSONNEL 5131 PW-CIP-ENGINEER/DESIGN/DEVELOP	15	15	15	985,250	985,250	1,007,160
AF 2050 RIGHT-OF-WAY AGENT	6	6	5	280,540	280,540	236,330
AF 2052 CHIEF RIGHT-OF-WAY AGENT	1	1	1	63,387	63,387	56,004
TOTAL PERSONNEL 5132 PW-CIP-RIGHT OF WAY	7	7	6	343,927	343,927	292,334
AF 1021 CLERK TYPIST	2	2	2	56,152	56,152	57,275
AF 1040 ADMINISTRATIVE ASSISTANT	1	1	1	44,894	44,894	45,792
AF 2060 CAPITAL IMPROV COORDINATOR	1	1	1	71,978	71,978	73,418
TOTAL PERSONNEL 5133 PW-CIP-ESTIMATES/ADMIN	4	4	4	173,024	173,024	176,485
AF 2015 PW CIVIL ENGINEER SUPV	1	1	1	113,023	113,023	115,284
AF 2035 CIVIL ENGINEER III	5	5	5	424,559	424,559	470,884
AF 2036 CIVIL ENGINEER AIDE SPEC I	2	2	1	102,095	102,095	52,496
AF 2037 CIVIL ENGINEER AIDE SPEC II	5	5	5	312,758	312,758	319,011
AF 2040 CIVIL ENGINEERING AIDE III	2	2	1	80,980	80,980	40,051
AF 2054 CAPITAL IMPROVEMENTS MANAGER	0	0	1	0	0	123,265
TOTAL PERSONNEL 5134 PW-CIP-PROJECT CONTROL	15	15	14	1,033,415	1,033,415	1,120,991
PW-FACILITY MAINTENANCE	19	19	19	698,138	698,138	701,331
AF 1012 CLERK III	1	1	1	34,927	34,927	35,625
AF 4222 FACILITIES MANAGER	1	1	1	75,487	75,487	76,997
AF 4223 FACILITIES MAINT SUPERVISOR	1	1	1	62,938	62,938	64,197
AF 4224 FACILITIES MAINT REPAIRMAN	1	1	1	33,679	33,679	34,353
AF 4230 BUILDING SUPERINTENDENT	1	1	1	40,558	40,558	41,370
TOTAL PERSONNEL 5141 PW-FM-ADMINISTRATION	5	5	5	247,589	247,589	252,542
AF 4208 CARPENTER II	1	1	1	47,419	47,419	48,367
AF 4211 PAINTER II	1	1	1	38,636	38,636	39,409
AF 4219 ELEC MECH & REFRIG TECH	1	1	1	47,419	47,419	44,270
AF 4224 FACILITIES MAINT REPAIRMAN	3	3	3	100,501	100,501	95,837
AF 4225 MAINTENANCE SUPERVISOR	1	1	1	59,101	59,101	60,283
TOTAL PERSONNEL 5142 PW-FM-BUILDING MAINTENANCE	7	7	7	293,076	293,076	288,166
AF 4500 JANITOR	3	3	3	69,115	69,115	70,498
TOTAL PERSONNEL 5143 PW-FM-CITY HALL MAINTENANCE	3	3	3	69,115	69,115	70,498
AF 4230 BUILDING SUPERINTENDENT	1	1	1	41,749	41,749	42,584
AF 4500 JANITOR	1	1	1	23,267	23,267	23,733
* AL 4500 JANITOR	2	2	2	23,342	23,342	23,808

* PART TIME POSITION

**LAFAYETTE CONSOLIDATED GOVERNMENT
2023 - 2024 ADOPTED BUDGET
MANNING TABLE BY DEPARTMENT**

	PERSONNEL			CUR BUDGET FY 22-23	PROJECTED FY 22-23	ADOPTED FY 23-24
	CUR	PROJ	ADP			
TOTAL PERSONNEL 5147 PW-FM-WAR MEMORIAL BUILDING	4	4	4	88,358	88,358	90,125
PW-VEHICLE MAINTENANCE	44	44	44	1,606,806	1,606,806	1,643,105
AF 1021 CLERK TYPIST	2	2	2	59,054	59,054	60,235
AF 1040 ADMINISTRATIVE ASSISTANT	1	1	1	47,146	47,146	48,089
AF 4026 FLEET EQUIPMENT INSPECTOR	1	1	1	29,273	29,273	29,858
AF 4340 FLEET SUPERINTENDENT	1	1	1	81,388	81,388	83,016
TOTAL PERSONNEL 5161 PW-VM-ADMINISTRATION	5	5	5	216,861	216,861	221,198
AF 1228 FLEET SERVICE WRITER	1	1	1	23,796	23,796	26,393
AF 1230 FLEET MAINT DISPATCHER	1	1	1	33,001	33,001	33,661
AF 4216 WELDER II	1	1	1	47,717	47,717	48,672
AF 4312 FLEET MECHANIC HELPER	2	2	2	53,219	53,219	51,219
AF 4313 FLEET MECHANIC	14	14	14	624,285	624,285	636,774
AF 4315 FLEET MECHANIC SUPERVISOR	1	1	1	58,628	58,628	59,801
AF 4320 SMALL EQUIPMENT MECHANIC	1	1	1	32,441	32,441	33,090
AF 4500 JANITOR	2	2	2	44,688	44,688	47,869
TOTAL PERSONNEL 5162 PW-VM-MECHANICAL REPAIR SHOP	23	23	23	917,775	917,775	937,479
AF 1012 CLERK III	1	1	1	33,269	33,269	33,934
AF 4301 SERVICE STATION ATTENDANT	8	8	8	190,402	190,402	196,850
AF 4304 SERVICE STATION ASST SUPV	2	2	2	69,067	69,067	70,622
AF 4305 SERVICE STATION SUPERVISOR	1	1	1	56,895	56,895	58,033
TOTAL PERSONNEL 5163 PW-VM-SERVICE STATION	12	12	12	349,633	349,633	359,439
AF 1223 FLEET PARTS CLERK	2	2	2	52,301	52,301	53,348
AF 1225 FLEET PARTS SUPERVISOR	1	1	1	39,932	39,932	40,731
AF 1226 FLEET PARTS SPECIALIST	1	1	1	30,304	30,304	30,910
TOTAL PERSONNEL 5164 PW-VM-PARTS/SUPPLIES	4	4	4	122,537	122,537	124,989
PW-ENVIRONMENTAL QUALITY	26	26	26	1,044,784	1,044,784	1,066,519
AF 1032 SECRETARY I	1	1	1	27,040	27,040	27,581
AF 4031 ENVIRON QUALITY MANAGER	1	1	1	79,266	79,266	80,851
TOTAL PERSONNEL 5170 PW-EQ-ADMINISTRATION	2	2	2	106,306	106,306	108,432
AF 4027 ENVIRON SERVICES INSPECTOR	8	8	8	271,577	271,577	274,419
AF 4029 ENVIRON CODES SUPERVISOR	1	1	1	60,547	60,547	61,758
AF 5011 DISPATCHER	2	2	2	51,278	51,278	56,894
TOTAL PERSONNEL 5171 PW-EQ-CODE ENFORCEMENT	11	11	11	383,402	383,402	393,071
AF 2040 CIVIL ENGINEERING AIDE III	2	2	2	76,740	76,740	78,275
AF 4013 LABOR FOREMAN I	1	1	1	27,305	27,305	27,851
AF 4102 EQUIPMENT OPERATOR II	1	1	1	26,407	26,407	26,935
AF 5033 REGULATORY COMP SPECIALIST	1	1	1	49,112	49,112	50,094
AF 5034 REGULATORY COMP OFFICER	1	1	1	58,429	58,429	59,598
AF 5047 REGULATORY COMP SUPERVISOR	1	1	1	65,475	65,475	66,784
TOTAL PERSONNEL 5172 PW-EQ-REGULATORY COMPLIANCE	7	7	7	303,468	303,468	309,537
AF 4025 RECYCLING SPECIALIST	1	1	1	46,158	46,158	47,081
AF 4036 RECYCLING SUPERVISOR	1	1	1	51,381	51,381	52,408
TOTAL PERSONNEL 5173 PW-EQ-SOLID WASTE-RECYCLING	2	2	2	97,539	97,539	99,489
AF 4032 COMPOST FACILITY OPERATOR	3	3	3	113,758	113,758	114,873
AF 4035 COMPOST FACILITY FOREMAN	1	1	1	40,311	40,311	41,117

* PART TIME POSITION

**LAFAYETTE CONSOLIDATED GOVERNMENT
2023 - 2024 ADOPTED BUDGET
MANNING TABLE BY DEPARTMENT**

	PERSONNEL			CUR BUDGET FY 22-23	PROJECTED FY 22-23	ADOPTED FY 23-24
	CUR	PROJ	ADP			
TOTAL PERSONNEL 5174 PW-EQ-SOLID WASTE-COMPOSTING	4	4	4	154,069	154,069	155,990
DRAINAGE DEPARTMENT	91	91	87	3,583,839	3,583,839	3,581,156
DR-DIRECTOR'S OFFICE	3	3	3	221,439	221,439	225,868
AF 1002 DIRECTORS EXEC SECRETARY	1	1	1	46,102	46,102	47,024
AF 1040 ADMINISTRATIVE ASSISTANT	1	1	1	47,673	47,673	48,627
AU 9013 DEPARTMENT DIRECTOR	1	1	1	127,664	127,664	130,217
TOTAL PERSONNEL 5101 DR-DIRECTOR'S OFFICE	3	3	3	221,439	221,439	225,868
DR-OPERATIONS DIVISION	88	88	84	3,362,400	3,362,400	3,355,288
AF 1033 SECRETARY II	1	1	1	30,774	30,774	31,390
AF 4043 DRAINAGE SUPPORT COORDINATOR	1	1	1	62,568	62,568	63,820
AF 4320 SMALL EQUIPMENT MECHANIC	1	1	1	32,441	32,441	33,090
AF 5011 DISPATCHER	3	3	3	82,485	82,485	87,973
TOTAL PERSONNEL 5221 DR-OP-ADMINISTRATION-C	6	6	6	208,268	208,268	216,273
AF 1012 CLERK III	1	1	1	32,445	32,445	33,094
AF 1032 SECRETARY I	1	1	1	27,634	27,634	28,187
AF 2036 CIVIL ENGINEER AIDE SPEC I	5	5	5	246,528	246,528	251,460
AF 2037 CIVIL ENGINEER AIDE SPEC II	1	1	1	64,265	64,265	65,551
AF 4010 LABORER I	6	6	6	136,710	136,710	140,377
AF 4012 LABORER II	15	15	15	390,034	390,034	394,834
AF 4013 LABOR FOREMAN I	2	2	2	57,585	57,585	58,737
AF 4018 LABOR FOREMAN III	4	4	5	193,380	193,380	241,518
AF 4022 DRAINAGE TROUBLESHOOTER	2	2	2	87,630	87,630	89,383
AF 4023 DRAINAGE OPERATIONS COORDINATOR	1	1	1	72,135	72,135	73,578
AF 4039 DRAINAGE MAINT FOREMAN	4	4	4	250,188	250,188	255,192
AF 4050 DRAINAGE SUPERINTENDENT	1	1	1	90,500	90,500	92,310
AF 4102 EQUIPMENT OPERATOR II	13	13	8	390,255	390,255	245,900
AF 4103 EQUIPMENT OPERATOR III	1	1	1	34,109	34,109	34,791
AF 4104 EQUIPMENT OPERATOR IV	15	15	15	564,543	564,543	600,336
AF 4209 CEMENT MASON	2	2	2	58,233	58,233	59,397
TOTAL PERSONNEL 5222 DR-OP-DRAINAGE-C	74	74	70	2,696,174	2,696,174	2,664,645
AF 2035 CIVIL ENGINEER III	1	1	1	102,207	102,207	104,251
AF 2036 CIVIL ENGINEER AIDE SPEC I	3	3	3	151,338	151,338	154,364
AF 2037 CIVIL ENGINEER AIDE SPEC II	2	2	2	132,294	132,294	134,940
AF 2039 CIVIL ENGINEERING AIDE II	1	1	1	30,405	30,405	37,808
AF 2040 CIVIL ENGINEERING AIDE III	1	1	1	41,714	41,714	43,007
TOTAL PERSONNEL 5223 DR-OP-ENGINEERING-C	8	8	8	457,958	457,958	474,370
TRAFFIC, ROADS AND BRIDGES DEPARTMENT	141	141	141	5,330,510	5,330,510	5,460,579
RB-DIRECTOR'S OFFICE	3	3	3	218,369	218,369	215,480
AF 6442 TITLE VI/ADA COORDINATOR	1	1	1	42,927	42,927	36,974
TOTAL PERSONNEL 1211 RB-SMALL BUSINESS SUPT SER	1	1	1	42,927	42,927	36,974
AF 1040 ADMINISTRATIVE ASSISTANT	1	1	1	45,494	45,494	45,959
AU 9013 DEPARTMENT DIRECTOR	1	1	1	129,948	129,948	132,547

* PART TIME POSITION

**LAFAYETTE CONSOLIDATED GOVERNMENT
2023 - 2024 ADOPTED BUDGET
MANNING TABLE BY DEPARTMENT**

	PERSONNEL			CUR BUDGET FY 22-23	PROJECTED FY 22-23	ADOPTED FY 23-24
	CUR	PROJ	ADP			
TOTAL PERSONNEL 5102 RB-DIRECTOR'S OFFICE	2	2	2	175,442	175,442	178,506
RB-OPERATIONS DIVISION	67	67	67	2,283,393	2,283,393	2,333,955
AF 4013 LABOR FOREMAN I	1	1	1	26,223	26,223	26,308
TOTAL PERSONNEL 5125 RB-OP-DOWNTOWN WORK CREW	1	1	1	26,223	26,223	26,308
AF 1012 CLERK III	1	1	1	35,232	35,232	35,937
AF 4010 LABORER I	4	4	4	91,517	91,517	91,850
AF 4012 LABORER II	12	12	12	305,168	305,168	315,116
AF 4013 LABOR FOREMAN I	6	6	6	156,690	156,690	168,131
AF 4015 LABOR FOREMAN II	2	2	2	63,847	63,847	69,582
AF 4018 LABOR FOREMAN III	6	6	6	257,054	257,054	262,194
AF 4038 STREET MAINT FOREMAN	2	2	2	115,933	115,933	118,251
AF 4040 GROUNDS MAINT FOREMAN	1	1	1	62,843	62,843	56,004
AF 4041 STREET SUPERINTENDENT	1	1	1	83,437	83,437	85,106
AF 4042 BRIDGE MAINT FOREMAN	1	1	1	63,737	63,737	65,011
AF 4102 EQUIPMENT OPERATOR II	4	4	4	115,142	115,142	119,981
AF 4103 EQUIPMENT OPERATOR III	15	15	15	500,527	500,527	507,953
AF 4104 EQUIPMENT OPERATOR IV	7	7	7	264,490	264,490	268,147
AF 4209 CEMENT MASON	2	2	2	63,918	63,918	65,196
AF 4411 TREE TRIMMER	1	1	1	34,109	34,109	34,791
AF 4416 TREE TRIMMER FOREMAN	1	1	1	43,526	43,526	44,397
TOTAL PERSONNEL 5224 RB-OP-ROADS/BRIDGES-C	66	66	66	2,257,170	2,257,170	2,307,647
RB-TRAFFIC ENGINEERING	19	19	19	878,281	878,281	895,849
AF 2012 ELECTRICAL ENGINEER III	1	1	1	94,936	94,936	96,835
AF 2035 CIVIL ENGINEER III	1	1	1	93,043	93,043	94,904
AF 2036 CIVIL ENGINEER AIDE SPEC I	3	3	3	148,380	148,380	151,348
AF 2037 CIVIL ENGINEER AIDE SPEC II	1	1	1	68,193	68,193	69,557
AF 2038 CIVIL ENGINEERING AIDE I	2	2	2	67,626	67,626	68,978
TOTAL PERSONNEL 5910 RB-TRAFFIC ENGINEERING DEVELOP	8	8	8	472,178	472,178	481,622
AF 1021 CLERK TYPIST	1	1	1	27,736	27,736	28,291
AF 4019 SIGN & MARKING SPECIALIST	6	6	6	178,171	178,171	181,736
AF 4021 TRAFFIC SERVICES COORDINATOR	1	1	1	62,894	62,894	64,152
AF 4044 SIGNS & MARKING FOREMAN	2	2	2	92,397	92,397	94,244
AF 4430 SIGN FABRICATOR	1	1	1	44,905	44,905	45,804
TOTAL PERSONNEL 5911 RB-TRAFFIC ENGINEERING MAINT	11	11	11	406,103	406,103	414,227
RB-TRAFFIC SIGNALS MAINT	7	7	7	345,534	345,534	356,896
AF 2029 TRAFFIC SIG MAINT FOREMAN	1	1	1	61,675	61,675	62,909
AF 4203 TRAFFIC SIGNAL TECH I	4	4	4	163,818	163,818	171,545
AF 4204 TRAFFIC SIGNAL TECH II	1	1	1	52,956	52,956	54,015
AF 4205 TRAFFIC MAINT SUPERVISOR	1	1	1	67,085	67,085	68,427
TOTAL PERSONNEL 5930 RB-TRAFFIC SIGNALS MAINT	7	7	7	345,534	345,534	356,896
RB-TRANSIT OPERATIONS	34	34	34	1,274,950	1,274,950	1,327,024
AF 1021 CLERK TYPIST	1	1	1	30,662	30,662	26,648
AF 4500 JANITOR	2	2	2	44,045	44,045	44,925

* PART TIME POSITION

**LAFAYETTE CONSOLIDATED GOVERNMENT
2023 - 2024 ADOPTED BUDGET
MANNING TABLE BY DEPARTMENT**

	PERSONNEL			CUR BUDGET FY 22-23	PROJECTED FY 22-23	ADOPTED FY 23-24
	CUR	PROJ	ADP			
AF 4601 BUS OPERATOR	25	25	25	878,185	878,185	933,167
AF 4610 ASSISTANT TRANSIT SUPERVISOR	3	3	3	135,293	135,293	131,785
AF 4611 TRANSIT SUPERVISOR	1	1	1	58,642	58,642	59,814
AF 4612 TRANSIT & PARKING MANAGER	1	1	1	80,519	80,519	82,129
AF 6115 PLANNER I	1	1	1	47,604	47,604	48,556
TOTAL PERSONNEL 5940 RB-TRANSIT OPERATIONS	34	34	34	1,274,950	1,274,950	1,327,024
RB-PARKING PROGRAM	11	11	11	329,983	329,983	331,375
* AL 1010 CLERK I	1	1	1	13,299	13,299	13,565
AF 1032 SECRETARY I	1	1	1	32,969	32,969	33,628
AF 1302 ACCOUNTING CLERK	1	1	1	33,489	33,489	30,612
AF 4224 FACILITIES MAINT REPAIRMAN	1	1	1	31,497	31,497	32,127
AF 4402 PARKING GARAGE ATTENDANT	2	2	2	43,886	43,886	44,764
AF 4404 PARKING GARAGE SUPERVISOR	1	1	1	36,638	36,638	37,370
AF 4406 PARKING CONTROL OFFICER	3	3	3	77,825	77,825	77,721
AF 4408 PARKING ADMINISTRATOR	1	1	1	60,380	60,380	61,588
TOTAL PERSONNEL 5950 RB-PARKING PROGRAM	11	11	11	329,983	329,983	331,375
PARKS ARTS RECREATION CULTURE	105	105	105	3,831,076	3,831,076	3,878,178
PR-DIRECTOR'S OFFICE	4	4	4	252,079	252,079	257,120
AF 1002 DIRECTORS EXEC SECRETARY	1	1	1	42,920	42,920	43,778
AF 1012 CLERK III	1	1	1	30,481	30,481	31,091
AF 1319 BUDGET ANALYST	1	1	1	49,654	49,654	50,647
AU 9013 DEPARTMENT DIRECTOR	1	1	1	129,024	129,024	131,604
TOTAL PERSONNEL 6100 PR-DIRECTOR'S OFFICE	4	4	4	252,079	252,079	257,120
PR-OPERATIONS & MAINTENANCE	33	33	33	1,122,053	1,122,053	1,130,495
AF 3007 CAMPGROUND ATTENDANT	1	1	1	29,988	29,988	30,588
AF 3025 PARKS MAINTENANCE SUPV	1	1	1	58,103	58,103	59,265
AF 3026 PROGRAMS & MAINT MANAGER	1	1	1	82,641	82,641	84,294
AF 4013 LABOR FOREMAN I	4	4	4	117,180	117,180	119,524
AF 4015 LABOR FOREMAN II	2	2	2	68,530	68,530	69,900
AF 4018 LABOR FOREMAN III	3	3	3	132,906	132,906	135,563
AF 4101 EQUIPMENT OPERATOR I	8	8	8	207,592	207,592	206,218
AF 4102 EQUIPMENT OPERATOR II	6	6	6	170,211	170,211	170,229
AF 4103 EQUIPMENT OPERATOR III	2	2	2	62,787	62,787	64,042
AF 4201 MAINTENANCE WORKER	2	2	2	56,891	56,891	58,029
AF 4212 ELECTRICIAN I	1	1	1	38,264	38,264	39,029
AF 4215 WELDER I	1	1	1	42,054	42,054	42,895
AF 4225 MAINTENANCE SUPERVISOR	1	1	1	54,906	54,906	50,919
TOTAL PERSONNEL 6120 PR-OPERATIONS & MAINTENANCE	33	33	33	1,122,053	1,122,053	1,130,495
PR-ATHLETIC PROGRAMS	5	5	5	244,367	244,367	241,073
AF 3013 RECREATION COORDINATOR	4	4	4	182,261	182,261	177,725
AF 3016 ATHLETICS PROGRAMS SUPV	1	1	1	62,106	62,106	63,348
TOTAL PERSONNEL 6130 PR-ATHLETIC PROGRAMS	5	5	5	244,367	244,367	241,073

* PART TIME POSITION

**LAFAYETTE CONSOLIDATED GOVERNMENT
2023 - 2024 ADOPTED BUDGET
MANNING TABLE BY DEPARTMENT**

	PERSONNEL			CUR BUDGET FY 22-23	PROJECTED FY 22-23	ADOPTED FY 23-24
	CUR	PROJ	ADP			
PR-CENTERS & OTHER PROGRAMS	16	16	16	552,157	552,157	555,923
AF 1012 CLERK III	1	1	1	35,677	35,677	31,523
AF 3010 RECREATION CENTERS COORDINATOR	5	5	5	186,862	186,862	190,601
AF 3011 RECREATION CENTERS MAINT SUPV	1	1	1	38,501	38,501	39,271
AF 3023 RECREATION CENTERS MANAGER	1	1	1	71,352	71,352	72,779
AF 4500 JANITOR	6	6	6	143,515	143,515	145,269
TOTAL PERSONNEL 6140 PR-CENTERS & PROGRAMS	14	14	14	475,907	475,907	479,443
AF 6411 SENIOR CENTER COORDINATOR	2	2	2	76,250	76,250	76,480
TOTAL PERSONNEL 8121 PR-HS-SENIOR CENTER	2	2	2	76,250	76,250	76,480
PR-ARTS & CULTURE	14	14	14	570,783	570,783	581,263
AF 3109 ARTS AND CULTURE MANAGER	1	1	1	83,981	83,981	85,661
TOTAL PERSONNEL 8181 PR-AC-ADMINISTRATION	1	1	1	83,981	83,981	85,661
AF 1012 CLERK III	1	1	1	32,273	32,273	32,918
AF 3101 PRODUCTION TECHNICIAN	1	1	1	40,065	40,065	40,866
AF 3103 EVENTS COORDINATOR	1	1	1	36,758	36,758	37,493
AF 3104 VENUE ADMINISTRATOR	1	1	1	58,975	58,975	60,154
AF 3105 BOX OFFICE COORDINATOR	1	1	1	35,133	35,133	35,835
AF 3112 PRODUCTION COORDINATOR	1	1	1	48,059	48,059	49,020
TOTAL PERSONNEL 8182 PR-AC-HPACC	6	6	6	251,263	251,263	256,286
AF 3211 NATURALIST	1	1	1	28,897	28,897	29,475
AF 3221 MUSEUM CURATOR	1	1	1	46,887	46,887	47,825
TOTAL PERSONNEL 8184 PR-AC-NATURE STATION	2	2	2	75,784	75,784	77,300
AF 4012 LABORER II	2	2	2	52,203	52,203	52,312
AF 4013 LABOR FOREMAN I	2	2	2	56,481	56,481	57,611
AF 4225 MAINTENANCE SUPERVISOR	1	1	1	51,071	51,071	52,093
TOTAL PERSONNEL 8185 PR-AC-MAINTENANCE	5	5	5	159,755	159,755	162,016
PR-GOLF COURSES	33	33	33	1,089,637	1,089,637	1,112,304
AF 3002 GOLF SHOP ATTENDANT	1	1	1	24,668	24,668	26,766
AF 3004 GOLF COURSE SUPERINTENDENT	1	1	1	76,573	76,573	78,105
AF 4018 LABOR FOREMAN III	1	1	1	43,679	43,679	44,552
AF 4102 EQUIPMENT OPERATOR II	4	4	4	109,977	109,977	117,246
TOTAL PERSONNEL 6170 PR-J&L HEBERT MUNI GOLF COURSE	7	7	7	254,897	254,897	266,669
AF 3002 GOLF SHOP ATTENDANT	1	1	1	23,596	23,596	24,068
AF 3004 GOLF COURSE SUPERINTENDENT	1	1	1	76,573	76,573	78,105
AF 4013 LABOR FOREMAN I	1	1	1	30,139	30,139	30,742
AF 4102 EQUIPMENT OPERATOR II	4	4	4	108,644	108,644	114,479
AF 4201 MAINTENANCE WORKER	1	1	1	30,139	30,139	26,748
AF 4320 SMALL EQUIPMENT MECHANIC	1	1	1	30,995	30,995	31,615
TOTAL PERSONNEL 6171 PR-VIEUX CHENES GOLF COURSE	9	9	9	300,086	300,086	305,757
AF 3002 GOLF SHOP ATTENDANT	2	2	2	49,944	49,944	50,943
AF 3004 GOLF COURSE SUPERINTENDENT	1	1	1	68,165	68,165	69,529
AF 4012 LABORER II	3	3	3	77,542	77,542	79,266
AF 4018 LABOR FOREMAN III	1	1	1	42,543	42,543	43,394
AF 4102 EQUIPMENT OPERATOR II	9	9	9	265,465	265,465	265,131

* PART TIME POSITION

**LAFAYETTE CONSOLIDATED GOVERNMENT
2023 - 2024 ADOPTED BUDGET
MANNING TABLE BY DEPARTMENT**

	PERSONNEL			CUR BUDGET FY 22-23	PROJECTED FY 22-23	ADOPTED FY 23-24
	CUR	PROJ	ADP			
AF 4320 SMALL EQUIPMENT MECHANIC	1	1	1	30,995	30,995	31,615
TOTAL PERSONNEL 6172 PR-WETLANDS GOLF COURSE	17	17	17	534,654	534,654	539,878
COMMUNITY DEVELOPMENT & PLANNING	80	80	79	3,875,611	3,875,611	3,879,800
CP-PLANNING	9	9	9	453,263	453,263	460,903
AF 1033 SECRETARY II	1	1	1	31,453	31,453	32,082
AF 6114 DEVEL/PLAN MANAGER	1	1	1	66,193	66,193	67,517
AF 6115 PLANNER I	2	2	2	92,216	92,216	92,635
AF 6120 PLANNER II	5	5	5	263,401	263,401	268,669
TOTAL PERSONNEL 5901 CP-PLANNING	9	9	9	453,263	453,263	460,903
CP-DEVELOPMENT	9	9	9	478,863	478,863	488,439
AF 1033 SECRETARY II	1	1	1	36,962	36,962	37,701
AF 6114 DEVEL/PLAN MANAGER	1	1	1	63,489	63,489	64,759
AF 6120 PLANNER II	7	7	7	378,412	378,412	385,979
TOTAL PERSONNEL 9010 CP-DEVELOPMENT	9	9	9	478,863	478,863	488,439
CP-CODES	19	19	20	1,002,467	1,002,467	1,070,024
AF 1012 CLERK III	0	0	1	0	0	36,391
AF 6132 COMPLIANCE INSPECTOR	0	0	2	0	0	77,776
AF 6136 HOUSING INSPECTOR I	2	2	0	68,684	68,684	0
AF 6137 HOUSING INSPECTOR II	1	1	0	42,927	42,927	0
AF 6140 PLANS REVIEWER	1	1	2	52,111	52,111	100,336
AF 6145 CHIEF CONSTRUCTION INSPECTOR	4	4	4	265,328	265,328	270,635
AF 6150 BUILDING OFFICIAL	1	1	1	92,026	92,026	93,866
AF 6151 CONSTRUCTION INSPECTOR I	7	7	7	317,084	317,084	323,426
AF 6152 CONSTRUCTION INSPECTOR II	2	2	2	103,958	103,958	106,038
AF 6153 CONSTRUCTION INSPECTOR III	1	1	1	60,349	60,349	61,556
TOTAL PERSONNEL 9020 CP-CODES	19	19	20	1,002,467	1,002,467	1,070,024
CP-COMPLIANCE	3	3	3	128,234	128,234	125,604
AF 1012 CLERK III	1	1	1	35,677	35,677	31,195
AF 6132 COMPLIANCE INSPECTOR	1	1	1	34,317	34,317	35,004
AF 6134 COMPLIANCE MANAGER	1	1	1	58,240	58,240	59,405
TOTAL PERSONNEL 9030 CP-COMPLIANCE	3	3	3	128,234	128,234	125,604
CP-ALCOHOL & NOISE CONTROL	6	6	6	218,343	218,343	221,972
AF 1012 CLERK III	2	2	2	64,545	64,545	65,097
AF 1021 CLERK TYPIST	1	1	1	29,636	29,636	30,229
AF 1033 SECRETARY II	1	1	1	30,021	30,021	30,622
AF 1529 ALCOHOL & NOISE CONT MGR	1	1	1	58,529	58,529	59,700
AF 1530 ANC EDUCATION COORDINATOR	1	1	1	35,612	35,612	36,324
TOTAL PERSONNEL 9035 CP-ALCOHOL & NOISE CONTROL	6	6	6	218,343	218,343	221,972

* PART TIME POSITION

**LAFAYETTE CONSOLIDATED GOVERNMENT
2023 - 2024 ADOPTED BUDGET
MANNING TABLE BY DEPARTMENT**

	PERSONNEL			CUR BUDGET FY 22-23	PROJECTED FY 22-23	ADOPTED FY 23-24
	CUR	PROJ	ADP			
CP-PERMITTING	7	7	7	291,531	291,531	297,362
AF 1303 ACCOUNTING SPECIALIST	1	1	1	37,803	37,803	38,560
AF 6138 PERMIT CLERK	5	5	5	186,039	186,039	189,759
AF 6139 PERMIT MANAGER	1	1	1	67,689	67,689	69,043
TOTAL PERSONNEL 9040 CP-PERMITTING	7	7	7	291,531	291,531	297,362
CP-GRANTS ADMINISTRATION	17	17	16	756,118	756,118	722,364
AF 4207 CARPENTER I	2	2	2	72,442	72,442	72,442
AF 4208 CARPENTER II	1	1	1	43,633	43,633	43,633
AF 6350 HOUSING REHAB SPECIALIST	1	1	1	64,918	64,918	64,918
TOTAL PERSONNEL 8132 CP-HSG-REHAB	4	4	4	180,993	180,993	180,993
AF 4210 PAINTER I	1	1	1	34,367	34,367	34,367
AF 4211 PAINTER II	1	1	1	39,941	39,941	39,941
AF 6421 NEIGHBOR PRIDE COORD	1	1	1	38,125	38,125	38,125
TOTAL PERSONNEL 8157 CP-SFP-NEIGHBORHOOD PRIDE PROG	3	3	3	112,433	112,433	112,433
AF 6429 COMM DEVEL LOAN SPECIALIST	1	1	1	43,403	43,403	43,403
AF 6431 COMM DEVEL LOAN OFFICER	1	1	1	53,104	53,104	53,104
TOTAL PERSONNEL 8163 CP-GBR-PLANNING	2	2	2	96,507	96,507	96,507
AF 1032 SECRETARY I	1	1	0	29,045	29,045	0
AF 6120 PLANNER II	1	1	1	48,797	48,797	48,797
AF 6230 COMM DEVEL PROG SPEC	1	1	1	40,107	40,107	40,107
AF 6233 GRANTS COORDINATOR	4	4	4	174,353	174,353	168,166
AF 6370 COMM DEVELOP GRANTS MANAGER	1	1	1	73,883	73,883	75,361
TOTAL PERSONNEL 8166 CP-GRANTS ADMINISTRATION	8	8	7	366,185	366,185	332,431
CP-HUMAN SERVICES	5	5	5	204,882	204,882	206,202
AF 1032 SECRETARY I	1	1	1	29,832	29,832	29,832
AF 6420 HOUSING COUNSELOR	2	2	2	67,549	67,549	67,549
AF 6425 HOUSING COUNSELING COORDINATOR	1	1	1	41,476	41,476	41,476
AF 6440 HUMAN SERVICES MANAGER	1	1	1	66,025	66,025	67,345
TOTAL PERSONNEL 8120 CP-HS-COUNSELING SERVICES	5	5	5	204,882	204,882	206,202
CP-DIRECTOR'S OFFICE	5	5	4	341,910	341,910	286,930
AF 1002 DIRECTORS EXEC SECRETARY	1	1	1	40,677	40,677	46,404
AF 1060 FLOOD PLAIN ADMINISTRATOR	1	1	1	50,769	50,769	51,784
AF 1319 BUDGET ANALYST	1	1	1	56,174	56,174	57,297
AF 6120 PLANNER II	1	1	0	65,423	65,423	0
AU 9013 DEPARTMENT DIRECTOR	1	1	1	128,867	128,867	131,445
TOTAL PERSONNEL 9041 CP-DO-DIRECTOR'S OFFICE	5	5	4	341,910	341,910	286,930
OTHER BUDGETARY UNITS	160	160	160	6,418,697	6,418,697	6,543,807
OTH-MUNICIPAL CIVIL SERVICE	6	6	6	375,939	375,939	383,458
AF 1016 PERS/RECORDS MGMT CLERK	2	2	2	76,276	76,276	77,801

* PART TIME POSITION

**LAFAYETTE CONSOLIDATED GOVERNMENT
2023 - 2024 ADOPTED BUDGET
MANNING TABLE BY DEPARTMENT**

	PERSONNEL			CUR BUDGET <u>FY 22-23</u>	PROJECTED <u>FY 22-23</u>	ADOPTED <u>FY 23-24</u>
	<u>CUR</u>	<u>PROJ</u>	<u>ADP</u>			
AF 1417 CIVIL SERVICE BUSINESS PARTNER	3	3	3	189,985	189,985	193,785
AF 1421 CIVIL SERVICE DIRECTOR	1	1	1	109,678	109,678	111,872
TOTAL PERSONNEL 9100 OTH-MUNICIPAL CIVIL SERVICE	6	6	6	375,939	375,939	383,458
OTH-POLICE & FIRE CIVIL SERV	1	1	1	34,078	34,078	34,760
AU 1032 SECRETARY I	1	1	1	34,078	34,078	34,760
TOTAL PERSONNEL 9110 OTH-POLICE & FIRE CIVIL SERV	1	1	1	34,078	34,078	34,760
OTH-HEALTH UNIT	10	10	10	496,560	496,560	501,863
AF 1012 CLERK III	4	4	4	130,052	130,052	128,025
AF 1406 REGISTERED NURSE	5	5	5	319,839	319,839	326,236
AF 1409 REGISTERED NURSE'S ASST	1	1	1	46,669	46,669	47,602
TOTAL PERSONNEL 9120 OTH-HEALTH UNIT	10	10	10	496,560	496,560	501,863
OTH-LIBRARY	143	143	143	5,512,120	5,512,120	5,623,726
AF 1002 DIRECTORS EXEC SECRETARY	1	1	1	40,781	40,781	46,404
AF 1011 CLERK II	1	1	1	28,843	28,843	29,419
AF 1040 ADMINISTRATIVE ASSISTANT	1	1	1	45,346	45,346	46,252
AF 1123 SYSTEMS SUPPORT SPEC	1	1	1	59,426	59,426	60,614
AF 1132 LIBRARY TECH SVCS SUPERVISOR	1	1	1	57,284	57,284	58,429
AF 1141 LIBRARY INFOR SVCS & TECH MGR	1	1	1	73,324	73,324	74,791
AF 1302 ACCOUNTING CLERK	1	1	1	29,640	29,640	30,233
AF 1303 ACCOUNTING SPECIALIST	1	1	1	37,617	37,617	35,409
AF 1319 BUDGET ANALYST	1	1	1	45,721	45,721	46,635
AF 1801 LIBRARY TECH ASST I	20	20	20	478,050	478,050	484,810
*AL 1801 LIBRARY TECH ASST I	4	4	4	46,709	46,709	46,028
AF 1802 LIBRARY TECH ASST II	5	5	4	143,582	143,582	117,489
AF 1803 LIBRARY TECH ASST III	13	13	9	423,766	423,766	294,480
AF 1810 LIBRARY ASSOCIATE I	36	36	41	1,229,661	1,229,661	1,418,701
*AL 1810 LIBRARY ASSOCIATE I	5	5	5	88,553	88,553	90,324
AF 1811 LIBRARY ASSOCIATE II	3	3	3	107,844	107,844	110,001
AF 1812 LIBRARY ASSOCIATE III	5	5	5	214,191	214,191	218,475
AF 1820 LIBRARIAN I	10	10	10	458,452	458,452	467,620
AF 1821 LIBRARIAN II	13	13	13	670,398	670,398	683,809
AF 1822 LIBRARIAN III	6	6	6	354,262	354,262	366,735
AF 1825 LIBRARY OPERATIONS MANAGER	1	1	1	76,960	76,960	78,499
AF 1830 LIBRARY COMM RELATIONS COORD	1	1	1	51,243	51,243	52,268
AF 1831 LIBRARY COMM RELATIONS SPEC	2	2	2	80,129	80,129	81,732
AF 1832 REGIONAL LIBRARY BRANCH MGR	3	3	3	211,773	211,773	219,567
AF 1833 REGIONAL LIBRARY MANAGER	2	2	2	134,913	134,913	137,611
AF 1834 LIBRARY ADMINISTRATOR	1	1	1	81,601	81,601	83,233
AF 4201 MAINTENANCE WORKER	1	1	1	30,139	30,139	30,742
AF 4225 MAINTENANCE SUPERVISOR	1	1	1	52,286	52,286	53,331
AF 4230 BUILDING SUPERINTENDENT	1	1	1	36,789	36,789	34,791
AU 9919 DEPARTMENT DIRECTOR	1	1	1	122,837	122,837	125,294
TOTAL PERSONNEL 9200 OTH-LIBRARY	143	143	143	5,512,120	5,512,120	5,623,726
UTILITIES DEPARTMENT	457	457	462	24,619,373	24,619,373	25,426,869

* PART TIME POSITION

**LAFAYETTE CONSOLIDATED GOVERNMENT
2023 - 2024 ADOPTED BUDGET
MANNING TABLE BY DEPARTMENT**

	PERSONNEL			CUR BUDGET FY 22-23	PROJECTED FY 22-23	ADOPTED FY 23-24
	CUR	PROJ	ADP			
UT-DIRECTOR'S OFFICE	2	2	2	317,810	317,810	324,166
AF 1002 DIRECTORS EXEC SECRETARY	1	1	1	44,704	44,704	45,598
AU 9013 DEPARTMENT DIRECTOR	1	1	1	273,106	273,106	278,568
TOTAL PERSONNEL 7000 UT-DIRECTOR'S OFFICE	2	2	2	317,810	317,810	324,166
UT-SUPPORT SERVICES	28	28	28	1,280,605	1,280,605	1,307,759
AF 1033 SECRETARY II	1	1	1	35,677	35,677	36,391
AF 1322 RATE ANALYST	1	1	1	59,252	59,252	60,437
AF 1350 FINANCIAL ANALYST	1	1	1	52,298	52,298	53,344
AF 1352 REVENUE ASSURANCE ANALYST	1	1	1	56,223	56,223	57,347
AF 5029 PUBLIC INFORMATION SPECIALIST	1	1	1	43,097	43,097	49,146
AF 5042 CHIEF UTILITIES SYSTEM ANALYST	1	1	1	80,181	80,181	81,785
AF 5043 BUSINESS & MKT ANALYST	1	1	1	53,468	53,468	54,538
AF 5046 CUSTOMER & SUPP SERV MGR	1	1	1	113,612	113,612	115,884
TOTAL PERSONNEL 7001 UT-SS-ADMINISTRATION/SUPPORT	8	8	8	493,808	493,808	508,872
AF 1016 PERS/RECORDS MGMT CLERK	1	1	1	34,313	34,313	35,000
AF 1415 EMPLOYEE DEVEL COORD	1	1	1	50,003	50,003	51,003
TOTAL PERSONNEL 7005 UT-SS-EMPLOYEE DEVELOPMENT	2	2	2	84,316	84,316	86,003
AF 1012 CLERK III	2	2	2	69,581	69,581	65,505
AF 1320 COLLECTION AGENT	1	1	1	38,567	38,567	39,338
AF 2040 CIVIL ENGINEERING AIDE III	1	1	1	39,150	39,150	39,933
AF 4018 LABOR FOREMAN III	1	1	1	43,951	43,951	44,830
AF 5002 METER READER II	3	3	3	103,304	103,304	107,192
AF 5003 SENIOR METER READER	3	3	3	123,320	123,320	125,785
AF 5005 METER READER SUPERVISOR	1	1	1	78,535	78,535	80,106
AF 5110 WATER METER TECHNICIAN	4	4	4	118,059	118,059	120,420
AF 9713 ELEC ENGINEERING AIDE III	1	1	1	44,449	44,449	45,338
TOTAL PERSONNEL 7006 UT-SS-METER SERVICES	17	17	17	658,916	658,916	668,447
AF 5048 UTILITY CONSERVATION SPEC	1	1	1	43,565	43,565	44,437
TOTAL PERSONNEL 7007 UT-SS-UTILITY CONSERVATION	1	1	1	43,565	43,565	44,437
UT-CUSTOMER SERVICE	31	31	33	1,109,195	1,109,195	1,234,580
AF 1012 CLERK III	1	1	1	32,100	32,100	32,742
AF 1320 COLLECTION AGENT	3	3	3	121,683	121,683	124,116
AF 1333 CUSTOMER SERV FLOOR LEADER	0	0	2	0	0	98,292
AF 1334 CUSTOMER SERVICE SUPV	3	3	3	184,035	184,035	187,715
AF 1336 CASHIER	7	7	7	169,114	169,114	172,490
AF 1338 CUSTOMER SERVICE REP II	1	1	1	32,203	32,203	32,847
AF 1339 UTILITIES CUSTOMER SERVICE REP	15	15	15	468,049	468,049	482,327
AF 5008 CUST & METER SVCS ADMIN	1	1	1	102,011	102,011	104,051
TOTAL PERSONNEL 7011 UT-CUSTOMER SERVICE	31	31	33	1,109,195	1,109,195	1,234,580
UT-ENVIRONMENTAL COMPLIANCE	18	18	18	969,292	969,292	988,673
AF 1012 CLERK III	1	1	1	34,217	34,217	34,901
AF 4033 ENVIRON COMPLIANCE MGR	1	1	1	93,425	93,425	95,293
AF 4034 ENVIRON COMPLIANCE SUPV	2	2	2	129,548	129,548	132,139

* PART TIME POSITION

**LAFAYETTE CONSOLIDATED GOVERNMENT
2023 - 2024 ADOPTED BUDGET
MANNING TABLE BY DEPARTMENT**

	PERSONNEL			CUR BUDGET	PROJECTED	ADOPTED
	CUR	PROJ	ADP	FY 22-23	FY 22-23	FY 23-24
AF 5025 LABORATORY TECHNICIAN	4	4	4	185,249	185,249	188,953
AF 5027 CHEMIST	2	2	2	119,938	119,938	122,336
AF 5033 REGULATORY COMP SPECIALIST	6	6	6	294,301	294,301	300,186
AF 5034 REGULATORY COMP OFFICER	2	2	2	112,614	112,614	114,865
TOTAL PERSONNEL 7015 UT-ENVIRONMENTAL COMPLIANCE	18	18	18	969,292	969,292	988,673
UT-POWER PRODUCTION	35	35	35	2,197,308	2,197,308	2,230,194
AF 1012 CLERK III	1	1	1	34,041	34,041	34,721
AF 1224 WAREHOUSE WORKER	1	1	1	28,647	28,647	29,220
AF 2004 ELEC ENGINEERING AIDE SPEC I	1	1	1	52,944	52,944	54,003
AF 2005 ELEC ENGINEERING AIDE SPEC II	2	2	2	137,476	137,476	140,225
AF 2011 ELECTRICAL ENGINEER II	1	1	1	79,989	79,989	81,588
AF 2041 MECHANICAL ENGINEER I	1	1	1	54,236	54,236	55,321
AF 2042 MECHANICAL ENGINEER II	1	1	1	70,544	70,544	71,955
AF 5016 ICE TECHNICIAN	2	2	2	128,292	128,292	130,857
AF 5022 POWER PLANT MAINT FOREMAN	2	2	2	168,025	168,025	171,385
AF 5024 POWER PLANT MAINT SUPV	1	1	1	88,658	88,658	89,647
AF 5305 POWER PLANT TECHNICIAN	12	12	12	591,464	591,464	608,107
AF 5307 POWER PLANT MILLWRIGHT	2	2	2	113,734	113,734	116,009
AF 5330 POWER PLANT OPER SUPV	1	1	1	113,167	113,167	115,431
AF 5332 POWER PLANT SUPT	1	1	1	125,868	125,868	128,385
AF 5333 POWER PLT OPERATIONS SHIFT SUP	3	3	3	224,815	224,815	229,311
AF 5336 POWER PLANT CONTROL SYS TECH	2	2	2	146,405	146,405	134,246
AF 9713 ELEC ENGINEERING AIDE III	1	1	1	39,003	39,003	39,783
TOTAL PERSONNEL 7020 UT-POWER PRODUCTION	35	35	35	2,197,308	2,197,308	2,230,194
UT-ELECTRIC OPERATIONS	97	97	97	6,438,437	6,438,437	6,549,209
AF 1033 SECRETARY II	1	1	1	35,677	35,677	36,391
AF 5045 ELECTRIC OPERATIONS MGR	1	1	1	136,118	136,118	138,840
TOTAL PERSONNEL 7030 UT-EO-ADMINISTRATION/MGMT	2	2	2	171,795	171,795	175,231
AF 1012 CLERK III	1	1	1	35,538	35,538	36,248
AF 2004 ELEC ENGINEERING AIDE SPEC I	1	1	1	55,327	55,327	56,434
AF 2005 ELEC ENGINEERING AIDE SPEC II	1	1	1	66,390	66,390	67,718
AF 4415 TREE TRIMMING SUPERVISOR	1	1	1	60,816	60,816	62,032
AF 5361 LINEMAN I	6	6	6	227,437	227,437	233,371
AF 5362 LINEMAN II	10	10	10	537,339	537,339	550,918
AF 5363 LINEMAN III	11	11	11	862,669	862,669	877,985
AF 5369 LINE TROUBLE SHOOTER	6	6	6	547,956	547,956	558,917
AF 5370 LINEMAN FOREMAN	5	5	5	479,752	479,752	489,347
AF 5381 TRANS & DIST OPER SUPV	1	1	1	114,725	114,725	117,020
AF 5386 TRANS & DIST FOREMAN	3	3	3	315,448	315,448	321,757
TOTAL PERSONNEL 7032 UT-EO-TRANSMISSION/DISTRBTN	46	46	46	3,303,397	3,303,397	3,371,747
AF 1127 SYSTEMS SECURITY SPECIALIST	1	1	1	69,531	69,531	70,921
AF 2010 ELECTRICAL ENGINEER I	1	1	1	70,795	70,795	72,211
AF 2011 ELECTRICAL ENGINEER II	2	2	2	162,229	162,229	165,475
AF 2012 ELECTRICAL ENGINEER III	3	3	3	294,074	294,074	299,955
AF 4410 SR ELEC DISTRIBUTION DISPATCH	1	1	1	60,790	60,790	62,006
AF 4414 ELECTRIC DISTRIBUTION DISPATCH	5	5	5	236,171	236,171	229,442
AF 5376 SUBSTATION & COMM TECH	2	2	2	129,242	129,242	131,827
AF 5378 ELECTRIC METER TECHNICIAN	5	5	0	301,391	301,391	0

* PART TIME POSITION

**LAFAYETTE CONSOLIDATED GOVERNMENT
2023 - 2024 ADOPTED BUDGET
MANNING TABLE BY DEPARTMENT**

	PERSONNEL			CUR BUDGET FY 22-23	PROJECTED FY 22-23	ADOPTED FY 23-24
	CUR	PROJ	ADP			
AF 5379 ELECTRIC METER SUPERVISOR	1	1	0	83,200	83,200	0
AF 5380 OPERATIONS CENTER SUPERVISOR	1	1	1	96,863	96,863	98,800
AF 5384 ECS OPERATOR	5	5	5	296,697	296,697	305,338
AF 5387 ENERGY CON/SUB/METER SUPV	1	1	1	113,937	113,937	116,216
TOTAL PERSONNEL 7033 UT-EO-ENERGY CONTROL	28	28	22	1,914,920	1,914,920	1,552,191
AF 5371 SUBSTATION & COMM SUPV	1	1	1	99,661	99,661	101,654
AF 5372 SUBSTATION & COMM FOREMAN	3	3	2	237,659	237,659	159,297
AF 5376 SUBSTATION & COMM TECH	5	5	4	302,221	302,221	248,082
TOTAL PERSONNEL 7034 UT-EO-SUBSTATION/COMMUNICATION	9	9	7	639,541	639,541	509,033
AF 1219 FACILITIES SUPERVISOR	1	1	1	66,224	66,224	67,549
AF 1222 WAREHOUSE FOREMAN	1	1	1	44,554	44,554	45,445
AF 1224 WAREHOUSE WORKER	4	4	4	114,621	114,621	119,114
AF 1302 ACCOUNTING CLERK	1	1	1	31,179	31,179	31,803
AF 4015 LABOR FOREMAN II	1	1	1	38,541	38,541	39,312
AF 4230 BUILDING SUPERINTENDENT	1	1	1	42,869	42,869	34,791
AF 4440 SECURITY GUARD	1	1	1	26,241	26,241	26,766
AF 4500 JANITOR	2	2	2	44,555	44,555	45,447
TOTAL PERSONNEL 7035 UT-EO-FACILITIES MANAGEMENT	12	12	12	408,784	408,784	410,227
AF 5372 SUBSTATION & COMM FOREMAN	0	0	1	0	0	78,317
AF 5376 SUBSTATION & COMM TECH	0	0	1	0	0	53,699
TOTAL PERSONNEL 7036 UT-EO-DISTRIBUTION TRANSFORMERS	0	0	2	0	0	132,016
AF 5378 ELECTRIC METER TECHNICIAN	0	0	5	0	0	313,900
AF 5379 ELECTRIC METER SUPERVISOR	0	0	1	0	0	84,864
TOTAL PERSONNEL 7037 UT-EO-ELECTRIC METERS	0	0	6	0	0	398,764
UT-WATER OPERATIONS	68	68	71	2,686,411	2,686,411	2,966,693
AF 1033 SECRETARY II	1	1	1	34,591	34,591	35,283
AF 4104 EQUIPMENT OPERATOR IV	1	1	1	35,431	35,431	36,140
AF 4216 WELDER II	1	1	1	48,275	48,275	49,241
AF 5015 PLANT INSTRUMENT MECH II	3	3	4	145,720	145,720	198,577
AF 5019 PLANT MAINTENANCE MECH II	3	3	3	116,433	116,433	118,761
AF 5102 WATER PLANT OPERATOR	14	14	14	591,084	591,084	602,855
AF 5212 WATER/WW PLT OPER SUPV	1	1	1	69,180	69,180	70,563
AF 5222 WATER OPERATIONS MANAGER	0	0	1	0	0	120,602
AF 5334 WATER PLT MAINTENANCE FOREMAN	1	1	1	63,677	63,677	64,951
TOTAL PERSONNEL 7040 UT-WTR-PRODUCTION/ADMIN	25	25	27	1,104,391	1,104,391	1,296,973
AF 1012 CLERK III	1	1	1	30,758	30,758	33,945
AF 2036 CIVIL ENGINEER AIDE SPEC I	0	0	1	0	0	51,641
AF 2040 CIVIL ENGINEERING AIDE III	2	2	2	78,760	78,760	80,335
AF 4013 LABOR FOREMAN I	2	2	2	54,276	54,276	55,361
AF 4018 LABOR FOREMAN III	9	9	9	392,867	392,867	398,123
AF 4102 EQUIPMENT OPERATOR II	2	2	2	57,729	57,729	52,736
AF 4104 EQUIPMENT OPERATOR IV	9	9	9	341,306	341,306	357,798
AF 5013 UTILITY REPAIRMAN	13	13	13	330,462	330,462	340,808
AF 5044 WATER/WASTEWATER SUPV	2	2	2	110,422	110,422	109,824
AF 5135 WATER DIST SUPN	1	1	1	79,040	79,040	80,621
AF 5214 WATER/WW TROUBLE SHOOTER	2	2	2	106,400	106,400	108,528
TOTAL PERSONNEL 7045 UT-WTR-DISTRIBUTION	43	43	44	1,582,020	1,582,020	1,669,720

* PART TIME POSITION

**LAFAYETTE CONSOLIDATED GOVERNMENT
2023 - 2024 ADOPTED BUDGET
MANNING TABLE BY DEPARTMENT**

	PERSONNEL			CUR BUDGET FY 22-23	PROJECTED FY 22-23	ADOPTED FY 23-24
	CUR	PROJ	ADP			
UT-WASTEWATER OPERATIONS	97	97	97	4,233,182	4,233,182	4,323,921
AF 1012 CLERK III	1	1	1	35,538	35,538	36,248
AF 4104 EQUIPMENT OPERATOR IV	3	3	3	114,279	114,279	116,564
AF 4216 WELDER II	1	1	1	57,099	57,099	58,241
AF 5012 WASTEWATER MAINT SUPV	1	1	1	65,693	65,693	67,006
AF 5015 PLANT INSTRUMENT MECH II	6	6	6	294,294	294,294	300,479
AF 5019 PLANT MAINTENANCE MECH II	15	15	15	654,211	654,211	656,565
AF 5103 CHIEF OPERATOR (WATER/WW)	3	3	3	157,140	157,140	160,284
AF 5211 WASTEWATER PLANT OPERATOR	28	28	28	1,167,929	1,167,929	1,194,753
AF 5212 WATER/WW PLT OPER SUPV	1	1	1	69,180	69,180	70,563
AF 5221 WATER/WASTEWATER OPS MANAGER	1	1	1	129,203	129,203	131,788
TOTAL PERSONNEL 7060 UT-WW-TREATMENT/ADMINISTRATION	60	60	60	2,744,566	2,744,566	2,792,491
AF 1012 CLERK III	1	1	1	32,272	32,272	32,918
AF 2040 CIVIL ENGINEERING AIDE III	1	1	1	39,266	39,266	40,051
AF 4018 LABOR FOREMAN III	6	6	6	268,567	268,567	273,938
AF 4102 EQUIPMENT OPERATOR II	5	5	5	142,871	142,871	147,996
AF 4104 EQUIPMENT OPERATOR IV	9	9	9	342,615	342,615	359,384
AF 5013 UTILITY REPAIRMAN	7	7	7	182,598	182,598	187,108
AF 5044 WATER/WASTEWATER SUPV	3	3	3	190,826	190,826	194,643
AF 5214 WATER/WW TROUBLE SHOOTER	4	4	4	195,622	195,622	199,533
AF 5220 WASTEWATER COLL SUPN	1	1	1	93,979	93,979	95,859
TOTAL PERSONNEL 7065 UT-WW-COLLECTION	37	37	37	1,488,616	1,488,616	1,531,430
UT-ENGINEERING	81	81	81	5,387,133	5,387,133	5,501,674
AF 2018 CHIEF CIVIL ENGINEER	1	1	1	113,943	113,943	116,222
AF 2035 CIVIL ENGINEER III	5	5	5	452,288	452,288	461,334
AF 2036 CIVIL ENGINEER AIDE SPEC I	7	7	7	334,392	334,392	341,081
AF 2037 CIVIL ENGINEER AIDE SPEC II	2	2	2	125,673	125,673	128,186
AF 2040 CIVIL ENGINEERING AIDE III	2	2	2	83,428	83,428	79,537
TOTAL PERSONNEL 7080 UT-ENG-CIVIL	17	17	17	1,109,724	1,109,724	1,126,360
AF 1014 RECORDS MGMT SUPV	1	1	1	44,295	44,295	45,180
AF 1016 PERS/RECORDS MGMT CLERK	2	2	2	60,128	60,128	61,330
AF 1021 CLERK TYPIST	1	1	1	30,828	30,828	31,445
AF 1033 SECRETARY II	1	1	1	34,800	34,800	35,496
AF 2000 ELEC DIST ENG COORDINATOR	1	1	1	74,545	74,545	76,036
AF 2004 ELEC ENGINEERING AIDE SPEC I	1	1	1	50,020	50,020	51,021
AF 2005 ELEC ENGINEERING AIDE SPEC II	3	3	3	200,640	200,640	204,653
AF 2013 ENG & POWER SUPPLY MANAGER	1	1	1	137,374	137,374	140,122
TOTAL PERSONNEL 7081 UT-ENG-ADMINISTRATION	11	11	11	632,630	632,630	645,283
AF 2000 ELEC DIST ENG COORDINATOR	1	1	1	74,545	74,545	76,036
AF 2005 ELEC ENGINEERING AIDE SPEC II	3	3	3	195,114	195,114	199,017
AF 2012 ELECTRICAL ENGINEER III	2	2	2	196,664	196,664	200,597
AF 2014 UTILITIES RESOURCES ANALYST	1	1	1	64,853	64,853	66,150
AF 2019 UTILITY MARKETING SUPV	1	1	1	108,168	108,168	110,331
AF 9713 ELEC ENGINEERING AIDE III	1	1	1	42,996	42,996	43,856
TOTAL PERSONNEL 7082 UT-ENG-POWER MARKETING	9	9	9	682,340	682,340	695,987
AF 2005 ELEC ENGINEERING AIDE SPEC II	1	1	1	63,829	63,829	65,106
AF 2010 ELECTRICAL ENGINEER I	1	1	1	54,286	54,286	55,372

* PART TIME POSITION

**LAFAYETTE CONSOLIDATED GOVERNMENT
2023 - 2024 ADOPTED BUDGET
MANNING TABLE BY DEPARTMENT**

	PERSONNEL			CUR BUDGET	PROJECTED	ADOPTED
	CUR	PROJ	ADP	FY 22-23	FY 22-23	FY 23-24
AF 2011 ELECTRICAL ENGINEER II	3	3	3	227,839	227,839	232,396
AF 2012 ELECTRICAL ENGINEER III	2	2	2	191,110	191,110	194,933
AF 2017 CHIEF ELECTRICAL ENGINEER	1	1	1	113,043	113,043	115,304
AF 2050 RIGHT-OF-WAY AGENT	1	1	1	41,074	41,074	41,896
TOTAL PERSONNEL 7084 UT-ENG-ELEC SYS CONSTRUCTION	9	9	9	691,181	691,181	705,007
AF 5033 REGULATORY COMP SPECIALIST	2	2	2	104,012	104,012	106,092
AF 5388 ELEC REL & ENVIRON COMP ADMIN	1	1	1	86,254	86,254	87,979
AF 5389 ELEC REL COMPLIANCE ANALYST	1	1	1	70,434	70,434	71,843
TOTAL PERSONNEL 7085 UT-ENG-ENVIROMENTAL COMPLIANCE	4	4	4	260,700	260,700	265,914
AF 1122 PROGRAMMER ANALYST	3	3	3	175,569	175,569	181,403
AF 1124 SR SYSTEMS SUPPORT SPEC	1	1	1	58,937	58,937	74,589
AF 1125 APPLICATION SUPPORT SPEC	3	3	3	145,029	145,029	147,929
AF 1129 DATABASE ADMINISTRATOR	1	1	1	70,966	70,966	72,385
AF 1131 CUSTOMER INFO SYS ADMIN	3	3	3	227,207	227,207	227,969
AF 1136 SYSTEMS ANALYST	1	1	1	78,882	78,882	80,460
AF 2004 ELEC ENGINEERING AIDE SPEC I	2	2	2	110,462	110,462	112,670
AF 2005 ELEC ENGINEERING AIDE SPEC II	5	5	5	333,519	333,519	340,189
AF 2011 ELECTRICAL ENGINEER II	3	3	3	220,402	220,402	224,811
AF 2012 ELECTRICAL ENGINEER III	2	2	2	204,898	204,898	208,996
AF 2022 SYSTEMS ENG SVCS COORD	1	1	1	71,074	71,074	72,496
AF 5413 NETWORK ENGINEER & OPS SUPV	1	1	1	113,599	113,599	115,871
AF 9712 ELEC ENGINEERING AIDE II	1	1	1	30,236	30,236	37,808
AF 9713 ELEC ENGINEERING AIDE III	4	4	4	169,778	169,778	165,547
TOTAL PERSONNEL 7086 UT-ENG-NETWORK ENGINEERING	31	31	31	2,010,558	2,010,558	2,063,123
COMMUNICATIONS SYSTEM	83	83	84	4,457,284	4,457,284	4,625,783
CMN-ADMINISTRATION & SUPPORT	2	2	2	193,312	193,312	197,178
AF 1002 DIRECTORS EXEC SECRETARY	1	1	1	40,311	40,311	41,117
AU 9013 DEPARTMENT DIRECTOR	1	1	1	153,001	153,001	156,061
TOTAL PERSONNEL 3700 CMN-ADMINISTRATION & SUPPORT	2	2	2	193,312	193,312	197,178
CMN-OPERATIONS	22	22	22	1,199,179	1,199,179	1,226,062
AF 2004 ELEC ENGINEERING AIDE SPEC I	4	4	4	217,057	217,057	226,054
AF 5373 FIBER OPTICS FOREMAN	2	2	2	132,308	132,308	134,954
AF 5374 FIBER OPTICS TECHNICIAN	7	7	7	382,528	382,528	380,813
AF 5406 COMM FIELD OPERATION SUPV	1	1	1	90,147	90,147	91,950
AF 5407 COMM INSTALLATION TECH	6	6	6	288,676	288,676	302,058
AF 9713 ELEC ENGINEERING AIDE III	2	2	2	88,463	88,463	90,233
TOTAL PERSONNEL 3750 CMN-OPERATIONS	22	22	22	1,199,179	1,199,179	1,226,062
CMN-WAREHOUSE	3	3	4	92,293	92,293	166,863
AF 1219 FACILITIES SUPERVISOR	0	0	1	0	0	65,240
AF 1220 STORES CLERK I	2	2	0	48,891	48,891	0
AF 1222 WAREHOUSE FOREMAN	1	1	1	43,402	43,402	40,431
AF 1224 WAREHOUSE WORKER	0	0	2	0	0	61,192
TOTAL PERSONNEL 3760 CMN-WAREHOUSE	3	3	4	92,293	92,293	166,863

* PART TIME POSITION

**LAFAYETTE CONSOLIDATED GOVERNMENT
2023 - 2024 ADOPTED BUDGET
MANNING TABLE BY DEPARTMENT**

	PERSONNEL			CUR BUDGET FY 22-23	PROJECTED FY 22-23	ADOPTED FY 23-24
	CUR	PROJ	ADP			
CMN-BUSINESS SUPPORT SERVICES	23	23	23	1,032,839	1,032,839	1,052,802
AF 1011 CLERK II	1	1	1	25,185	25,185	25,689
AF 1350 FINANCIAL ANALYST	1	1	1	62,029	62,029	63,270
AF 5029 PUBLIC INFORMATION SPECIALIST	1	1	1	48,182	48,182	49,146
AF 5408 COMM SUPPORT SERVICES ADMIN	1	1	1	90,147	90,147	91,950
AF 5409 COMM SALES/MKTG ANALYST	2	2	2	130,570	130,570	133,181
AF 5410 COMM REG/CON/RATE ANALYST	2	2	2	141,760	141,760	144,596
AF 5411 COMM CUSTOMER SERVICE REP	1	1	1	36,177	36,177	36,900
AF 5417 COMMUNICATION BUSINESS AIDE II	1	1	1	36,177	36,177	36,900
AF 5418 COMMUNICATION BUS AIDE III	1	1	1	45,615	45,615	45,834
TOTAL PERSONNEL 3790 CMN-BUSINESS SUPPORT SERVICES	11	11	11	615,842	615,842	627,466
AF 1334 CUSTOMER SERVICE SUPV	1	1	1	61,885	61,885	63,123
AF 5411 COMM CUSTOMER SERVICE REP	11	11	11	355,112	355,112	362,213
TOTAL PERSONNEL 3791 CMN-CUSTOMER SERVICE	12	12	12	416,997	416,997	425,336
CMN-ENGINEERING	33	33	33	1,939,661	1,939,661	1,982,878
AF 1011 CLERK II	1	1	1	28,430	28,430	28,999
AF 1122 PROGRAMMER ANALYST	1	1	1	58,857	58,857	64,458
AF 1125 APPLICATION SUPPORT SPEC	1	1	1	53,266	53,266	54,331
AF 1136 SYSTEMS ANALYST	2	2	2	140,022	140,022	142,822
AF 1320 COLLECTION AGENT	1	1	1	35,319	35,319	36,025
AF 1352 REVENUE ASSURANCE ANALYST	1	1	1	59,008	59,008	60,189
AF 2004 ELEC ENGINEERING AIDE SPEC I	3	3	3	163,020	163,020	166,281
AF 2005 ELEC ENGINEERING AIDE SPEC II	1	1	1	65,327	65,327	66,634
AF 2011 ELECTRICAL ENGINEER II	2	2	2	158,628	158,628	161,802
AF 2012 ELECTRICAL ENGINEER III	2	2	2	198,592	198,592	202,564
AF 5401 CHIEF COMM ENGINEER	1	1	1	110,684	110,684	112,898
AF 5402 SR COMM NETWORK TECH	1	1	1	60,960	60,960	62,179
AF 5403 COMM NETWORK TECHNICIAN	11	11	11	503,577	503,577	513,647
AF 5405 COMM SYSTEM OPERATOR	2	2	2	130,796	130,796	133,411
AF 5412 COMM BILLING ANALYST	1	1	1	41,230	41,230	42,054
AF 5415 VOIP SPECIALIST	1	1	1	86,547	86,547	88,278
AF 9713 ELEC ENGINEERING AIDE III	1	1	1	45,398	45,398	46,306
TOTAL PERSONNEL 3795 CMN-ENGINEERING	33	33	33	1,939,661	1,939,661	1,982,878
GRAND TOTAL	2,250	2,250	2,260	114,167,423	114,167,423	120,246,205

* PART TIME POSITION

GLOSSARY



311 Lafayette – A non-emergency phone number that citizens can call to find out information about services, make complaints, or report problems. The 311 system additionally provides a digital portal for online use.

ACADIANA METROPOLITAN PLANNING ORGANIZATION – A regional organization established to oversee and administer planning grants. LCG transferred the operations of its MPO section to this separate entity.

ACADIANA OPEN CHANNEL – Public access television provider.

ACCOUNT – Another term for Code; the internal LCG number assigned to all accounting items for tracking in its financial record system.

ACCRUAL BASIS OF ACCOUNTING – The method of accounting under which transactions are recognized when they occur and are measurable, regardless of the timing of related cash flows.

AD VALOREM TAX – A tax levied against the assessed value of real property. Ad valorem tax is also referred to as property tax.

AMORTIZATION – The expense created by allocating the costs of certain tangible and intangible assets to the periods in which they are used; represents the expense of using the assets.

ANNUAL COMPREHENSIVE FINANCIAL REPORT – The official financial report of a government that complies with the accounting requirements of the Governmental Accounting Standards Board. The report is compiled by the government's staff and then audited by an external auditor.

APPROPRIATIONS – Authorization granted by the City and/or Parish Council(s) to make expenditures or to incur obligations for specific purposes.

AUDIT – An official financial examination of LCG's accounts or processes by an independent third party.

AUTOMATED CLEARING HOUSE – An electronic network for financial transactions in the United States. ACH payments are used for electronically transferring money to others without producing a written check or using a credit card.

BABS SUBSIDY – A federal payment to LCG for a percentage of the interest paid on Build America Bonds issued. The purpose of the payment is to reduce the cost of borrowing for the bond issuer.

BALANCED BUDGET – As defined by the LCG Home Rule Charter, this is the financial operational plan whereby proposed expenditures shall not exceed the total estimated funds available for the ensuing fiscal year.

BOND – A written promise to pay a designated amount (called the principal) at a specific date in the future together with periodic interest at a specified rate. In the budget, the payments due for the budget year are identified as Debt Service. Bonds are usually used to obtain long-term financing for capital improvements.

BUDGET – A plan of financial operation embodying an estimate of proposed expenditures for a given period and the proposed means of financing them.

BUSINESS TYPE FUND – See Enterprise Fund

CAPITAL ASSETS – Assets of a long-term character that are intended to continue to be held or used for a period of more than one year such as land, buildings, machinery, furniture, and other equipment.

CAPITAL IMPROVEMENTS PROGRAM – A five-year fiscal plan detailing the amount and timing of anticipated capital expenditures. The Councils adopt the first year of the CIP and approve the entire five-year plan in concept. It is updated annually with the adoption of the budget.

CAPITAL OUTLAY – Expenditures for the acquisition of, or addition of, capital assets or infrastructure. Capital Outlay may also be called Capital Expenditures.

CAPITAL PROJECT – A specific project that groups related capital expenditures together for the acquisition of, or addition to capital assets or infrastructure (e.g. a road overlay project or drainage project). Projects can include cost of land, engineering, architectural planning, and contract services needed to complete the project. A Capital Project may also be called a Work Order.

CARRYOVER – Capital projects or appropriations approved in previous years’ budgets that have not been completed or expended due to various circumstances that will be brought into the next year for expenditure.

CERTIFICATES OF INDEBTEDNESS – A debt instrument similar in force and effect as a bond, though typically issued by a government or bank and not secured by any specific property or revenue.

CODE – Another term for Account; the internal LCG number assigned to all accounting items for tracking in its financial record system.

COMMUNICATIONS SYSTEM – LUSFiber; the department that is responsible for Internet, cable television, and telephone services.

COMMUNITY DEVELOPMENT – This department was dissolved in July of 2021. The functions of the department were absorbed by Parks & Recreation and Development & Planning. This created two departments: Community Development & Planning, and Parks, Arts, Recreation, & Culture (PARC).

COMPREHENSIVE PLAN – PlanLafayette; A parish-wide initiative to develop a vision and action plan for Lafayette for the next 20 years. This is a long-range strategy or “guidebook” for community growth, development, and redevelopment. This plan will be used to formulate public policy in terms of transportation, utilities, land use, recreation, and housing by using the community’s goals and aspirations for a future Lafayette.

CONTRACTUAL SERVICES – Services rendered to LCG’s departments and agencies by private firms, individuals or other government agencies.

COOPERATIVE ENDEAVOR AGREEMENT – Agreements that, under the Constitution of Louisiana, are formed to achieve a public purpose and are between the state and its political subdivisions or political corporations and with the United States or its agencies or with any public or private association, corporation, or individual.

CORONER’S EMERGENCY CERTIFICATE – A mental health commitment document.

COST OF GOODS SOLD – An income statement figure which reflects the cost of obtaining raw materials and producing finished goods that are sold to consumers.

COST OF ISSUANCE – All expenses associated with the sale of bonds. These can include legal fees, printing costs, and rating agency fees among others.

COULEE – Small drainage canal.

DEBT SERVICE – The periodic repayment of principal and/or interest on borrowed funds.

DEBT SERVICE FUND – Governmental fund type used to account for the accumulation of resources for and the payment of general long-term debt principal and interest.

DEDICATED FUNDS – Funds collected from a specific revenue source that must be appropriated for a specific expenditure.

DEFICIT – The excess of expenditures over revenues during an accounting period.

DEPARTMENT – A major administrative unit of LCG which indicates overall management responsibility for an operation or a group of related operations within a functional area and the level at which the budget is adopted.

DEPRECIATION – The expensing of an asset’s capital value over its estimated useful life to consider normal usage, obsolescence, or the passage of time.

DEVELOPMENT & PLANNING – A department of LCG. In July 2021, this department was renamed to Community Development and Planning.

DIVISION – An organizational unit that indicates management responsibility for an operation or group of related operations within a functional area, subordinate to the department level of the organization.

ENCUMBRANCE – The commitment of appropriated funds to purchase an item or service. To encumber funds means to set aside or commit funds for future expenditures.

ENTERPRISE FUND – A fund established to account for the operations and financing of self-supporting activities of a governmental unit that renders services on a user charge basis to the general public, similar to private business. The following funds operate on an enterprise basis: Lafayette Utility System (LUS), Communications System (LUS Fiber), Environmental Quality, CNG Service Station, and Lafayette Public Power Authority.

EVANGELINE CORRIDOR INITIATIVE – The branded name of a grant project which centers on neighborhood revitalization and planning along the future Interstate 49 connector (currently known as Evangeline Thruway).

EXPENDITURE – The payment of cash on the transfer of property or services for the purpose of acquiring an asset, service, or settling a loss.

EXPENSE – Charges incurred (whether paid immediately or unpaid) for operations, maintenance, interest, or other charges.

EXTERNAL APPROPRIATION – An authorization for expenditure by a non-governmental organization to provide a public service.

FAIR MARKET VALUE – The estimated price of an asset that a willing buyer would buy such asset from a willing seller when: (1) both are unrelated, (2) know the relevant facts, (3) neither is under any compulsion to buy or sell, and (4) all rights and

benefits attributable to the item are included in the sale. FMV is generally the basis for tax assessment.

FIDUCIARY FUND – Funds used to report assets held in a trustee or agency capacity for others and which therefore cannot be used to support the government's own programs.

FIRST TIME HOMEBUYERS PROGRAM – An assistance program offered to the citizens of LCG aiding in the expense of down payment and closing costs for home ownership. Primary for eligibility, applicants must not have owned a home in the last three years.

FISCAL YEAR – Any yearly accounting period, regardless of its relationship to a calendar year. The fiscal year for LCG begins on November 1 of each year and ends on October 31 of the following year. For example, FY 2022/2023 begins on November 1, 2022 and ends on October 31, 2023.

FULL-TIME EQUIVALENT – Full-time equivalent represents a conversion of hours worked to a count of positions. On an annual basis, 2,080 hours worked equates to one full time equivalent position.

FUND – An independent fiscal and accounting entity with a self-balancing set of accounts segregated to carry on specific activities or obtain certain objectives. See also: "Major Fund" and "Non-Major" Fund.

FUND BALANCE – The difference between the assets and liabilities of a fund. Fund balance is terminology that is applicable to "fund level" reporting of individual governmental funds and is based on the modified accrual basis of accounting. It is used as a measure of the amount available to budget or spend in the future.

GEAUX MOW – Pronounced "Go Mow". Geaux Mow is a program in which lawn care vendors bid online in real time for the mowing of LCG owned property. Properties are divided into various sized projects, which results in the ability of both large and small vendors to participate and be successful in acquiring mowing projects.

GENERAL ALIMONY – This is a property tax levied on both real and personal property according to the property’s assessed valuation and the tax rate. This property tax is used for general maintenance needs of the Parish.

GENERAL FUND – This fund is one of the five governmental fund types and typically serves as the chief operating fund of government. The General Fund is used to account for all financial resources except those required to be accounted for in another fund. As required by the Home Rule Charter, LCG maintains two separate and distinct general funds; one for the City of Lafayette and one for the Parish of Lafayette.

GENERALLY ACCEPTED ACCOUNTING PRINCIPLES – The common set of accounting principles, standards, and procedures that governments and private companies use to record financial transactions and compile their financial statements. These principles are a combination of authoritative standards (set by policy boards such as GASB) and commonly accepted ways of recording and reporting accounting information.

GOVERNMENT FINANCE OFFICERS ASSOCIATION – A professional organization established to assist in the professional management of government by developing and identifying financial policies and best practices through education, training, facilitation of member leadership, and networking.

GOVERNMENTAL FUNDS – Funds generally used to account for tax-supported activities. There are five different types of governmental funds; general funds, special revenue funds, debt service funds, capital project funds, and other general-purpose funds.

GRANT – A financial award given by the federal, state, local government, or private organization to fund a specific purpose or project.

GRANT MATCH – LCG’s required contribution towards a grant funded purpose or project. Grant match is typically made up of cash or in-kind support (i.e. goods, services, or other things of value) or a combination of both.

HAZMAT – Hazardous materials

HOME RULE CHARTER – Home rule is the power of a local city or parish to set up its own system of self-government without receiving a charter from the state. The Home Rule Charter is, in essence, a local constitution which lays down the basic structure and laws of the locality.

INDIRECT COST – A cost necessary for the functioning of the organization as a whole but which cannot be directly assigned to one service.

INTERNAL APPROPRIATION – An authorization for expenditure in one fund to aid in the services provided by another fund.

INTERNAL SERVICE FUNDS – These funds account for the financing of goods or services provided by one department or agency to other department or agencies of the governmental unit, or to other governmental units, on a cost-reimbursement basis.

IS&T – LCG’s Department of Information Services and Technology (also referred to as IS or IT). Name changed to Department of Innovation & Technology or IT beginning FY 22/23.

JUDICIAL DISTRICT COURT – Lafayette Parish is served by the 15th Judicial District Court.

KEEP LAFAYETTE BEAUTIFUL – A volunteer organization dedicated to keeping Lafayette beautiful through education and community involvement.

LAFAYETTE UTILITIES SYSTEM – The department of Lafayette Consolidated Government that is responsible for the Utilities (electric, water, wastewater). Also referred in some places as UT (see definition).

LONG TERM – Debt maturity of more than one year.

LUSFIBER – Lafayette Utilities System Fiber; the department of Lafayette Consolidated Government that is responsible for Internet, cable television, and telephone service.

MAJOR FUND – These are funds whose revenues, expenditures, assets, or liabilities are at least 10 percent of the totals for all funds. See also definition of “Fund”.

MANDATE – (See State Mandate)

MANNING TABLE – A series of lists by department/division which contain the titles, numbers of positions, and aggregate salary by position authorized to be filled by that particular division.

MILLAGE RATE – A tax rate that is applied to the assessed value of real estate.

MILLS – Tenth of a cent as it relates to the property tax rate. Millage or property tax rates are not expressed as regular percentages but in tenths of a penny. For example, a millage rate of 2 mills would mean 2 tenths of a cent.

MODIFIED ACCRUAL BASIS OF ACCOUNTING – Method of accounting that involves recognizing revenue when it becomes both available and measurable, rather than when it is earned. Expenditures are recognized when the related liability is incurred.

NON-MAJOR FUND – These are funds whose revenues, expenditures, assets, or liabilities are not 10 percent of the totals for all funds. See also definition of “Fund” and “Major Fund”.

NORTH AMERICAN ELECTRIC RELIABILITY CORPORATION – The institution that oversees and regulates the reliability of the North American electrical grids, of which Lafayette Utilities System is a part.

OTHER POST EMPLOYMENT BENEFITS – Benefits provided to an employee by LCG when he or she begins retirement including health care and life insurance premiums. The amounts shown in the group insurance fund are the actuarial estimates of the cost of those benefits to LCG as of the end of the fiscal year.

PARATRANSIT – A door to door transport service provided by LCG to its citizens with disabilities who are not able to ride fixed route public transportation.

PARISH – A territorial division corresponding to a county in other states.

PARKS, ARTS, RECREATION, CULTURE – In July 2021, the department of Parks & Recreation was reorganized to include the Heymann Performing Arts Center, Lafayette Science Museum, Acadiana Park Nature Station, and senior centers. The department was renamed as PARC to accurately reflect its new structure.

PATIENT CENTERED OUTCOMES RESEARCH INSTITUTE – As part of the Patient Protection and Affordable Care Act, a Trust Fund has been established and a per capita fee is imposed on all group health plans.

PAY AS YOU GO CAPITAL – Capital expenditures paid for through funds that are currently available and are not borrowed. In the case of LCG PAYG capital expenditures, these are funded through dedicated sales tax collections. Sixty-five cents of every dollar collected in sales tax by LCG is dedicated for capital and may not be used for operations.

PLANLAFAYETTE – The branded name of LCG’s comprehensive plan (see Comprehensive Plan for more information).

PPACA-TRANS – Patient Protection and Affordable Care Act-Transitional Reinsurance Fee; a fee imposed on LCG under the act that is based on the number of covered persons under the group health plan.

PRO FORMA – A budget based financial statement projecting fund performance until the end of the budget year.

PROJECT FRONT YARD – An initiative which brings together individuals, business, government, and media partners to address community beautification through education.

PROPRIETARY FUND – Funds that focus on the determination of operating income, changes in net position (or cost recovery), financial position, and cash flows. There are two different types of proprietary funds: Enterprise Funds and Internal Service Funds.

RESERVE FUND – A fund in which a specified amount or balance is required to be kept in case any pledged revenues are insufficient to pay debt service requirements. The debt service reserve fund may be entirely funded with bond proceeds at the time bonds are issued, may be funded over time through the accumulation of pledged revenues, may be funded with a surety or other type of guaranty policy, or may be funded only upon the occurrence of a specified event.

REVENUE – Sources of income financing the operations of government.

SINKING FUND – A fund established for the purpose of accumulating the government's periodic debt service payments. Typically, regular deposits are made to this fund for a percentage of the next regularly scheduled principal and interest payment due.

SPECIAL REVENUE FUNDS – Used to account for the revenue derived from specific taxes or other earmarked revenue sources (other than for major capital projects) that are restricted by law or administrative action to expenditures for specified purposes.

STATE MANDATE – Any state constitutional, legislative, or executive law or order which requires a local government (municipality or parish) to act in a particular way on a public issue or to expend funds on certain functions or activities.

STRUCTURED QUERY LANGUAGE – A computer programming language used for relational database management systems.

SURPLUS – An excess of the assets of a fund over its liabilities and reserves.

TAX INCREMENT FINANCING – A public financing method that is used as a subsidy for redevelopment, infrastructure, and other community-improvement projects. LCG has one active TIF district located at I-10 and Louisiana Avenue, whereby an additional one cent sales tax is used to finance infrastructure improvements in the defined district.

THIRD PARTY ADMINISTRATOR – Are organizations that process insurance claims or certain aspects of employee benefit plans for the government. Currently, LCG uses third party administrators to administer the worker's compensation plan and employee health care benefits.

TRANSFERS TO/FROM – Amounts transferred from one fund to another to assist in financing the service for the recipient fund.

UNINCORPORATED AREAS – Any region of land within the parish boundaries that is not a part of any city or town.

UNINSURED LOSSES – Amounts paid for property or liability claims that: 1) fall inside of any of the policies' deductible and 2) for which LCG is self-insured.

URBAN INFILL – A grant type received by LCG which funds the development of vacant, abandoned, passed over, or underutilized land within built-up areas of existing neighborhoods in the community.

WORK ORDER – See Capital Project.

ABBREVIATIONS AND ACRONYMS

A&G	Administration & General	DC	District Court
AC	Arts & Culture	DDA	Downtown Development Authority
ACFR	Annual Comprehensive Financial Report	DEQ	Department of Environmental Quality
ACH	Automated Clearing House	DO	Director's Office
ADA	Americans with Disabilities Act	DP	Development & Planning
ANC	Alcohol & Noise Control	DR	Drainage Department
AOC	Acadiana Open Channel	DROP	Deferred Retirement Option Plan
AP	Athletic Programs	DUI	Driving Under the Influence
ARPA	American Rescue Plan Act	ECI	Evangeline Corridor Initiative
ARRA	American Recovery and Reinvestment Act	EEO	Equal Employment Opportunity
ATAC	Alcoholic Traffic Action Campaign	EIS	Electronic Information Systems
BABS	Build America Bonds	EMS	Emergency Medical Service
BDS	Bonds	ENG	Engineering
CAO	Chief Administrative Officer	EO	Elected Officials
CCTV	Closed Circuit Television	EOC	Emergency Operations Center
CD	Community Development	EPA	Environmental Protection Agency
CDBG	Community Development Block Grant	EQ	Environmental Quality
CDL	Community Disaster Loan	ERP	Enterprise Resource Planning
CDP	Community Development & Planning	EXT APP	External Appropriation
CEA	Cooperative Endeavor Agreement	FD	Fire Department
CEC	Coroner's Emergency Certificate	FD BAL	Fund Balance
CFO	Chief Financial Officer	FEMA	Federal Emergency Management Agency
CIO	Chief Innovation Officer	FHWA	Federal Highway Administration
CIP	Capital Improvements Program	FMV	Fair Market Value
CNG	Compressed Natural Gas	FRS	Firefighter's Retirement System
COGS	Cost of Goods Sold	FTA	Federal Transit Administration
COMM	Communications System	FTE	Full-Time Equivalent Positions
CONTR FROM	Contribution From	FTHB	First Time Homebuyers Program
CONTR SERV	Contractual Services	FTTH	Fiber to the Home
CPA	Certified Public Accountant	FY	Fiscal Year
CP	Community Development & Planning	GAAP	Generally Accepted Accounting Principles
CPI	Consumer Price Index	GASB	Government Accounting Standards Board
CY	Current Year	GFOA	Government Finance Officers Association
DA	District Attorney	GIS	Geographic Information Systems

Abbreviations and Acronyms

GOB	General Obligation Bonds	MIS	Management Information Systems
HPACC	Heymann Performing Arts and Convention Center	MISC REV	Miscellaneous Revenue
HR	Human Resources	MP	Mayor-President
HS	Human Services	MPERS	Municipal Police Employee Retirement System
HUD	Department of Housing and Urban Development	MPO	Metropolitan Planning Organization
HVAC	Heating, Ventilation and Air Conditioning	MSA	Metropolitan Statistical Areas
ID	Identification	MTC	Match
ILOT	In Lieu of Tax	NERC	North American Electric Reliability Corporation
INS	Insurance	O&M	Operations and Maintenance
INT	Interest	OEP	Office of Emergency Preparedness
INT APP	Internal Appropriation	OP	Operations
IT	Innovation Technology	OPEB	Other Post-Employment Benefits
JDC	Judicial District Court	OTH	Other
JDH	Juvenile Detention Home	PAR	Parish (of Lafayette)
LA DOTD	Louisiana Department of Transportation & Development	PARC	Parks, Arts, Recreation, Culture
LACCP	Lafayette Advisory Commission on Crime Prevention	PAYG	Pay As You Go
LAF	Lafayette	PCORI	Patient Centered Outcomes Research Institute
LCDA	Louisiana Community Development Authority	PD	Police Department
LCG	Lafayette Consolidated Government	PERS	Parochial Employees Retirement System
LCP	Lafayette Comprehensive Plan	PMT	Payment
LCVC	Lafayette Convention and Visitors Commission	PO	President's Office (aka Mayor-Presidents Office)
LD	Legal Department	PPACA	Patient Protection and Affordable Care Act
LEDA	Lafayette Economic Development Authority	PR	Parks, Arts, Recreation, Culture
LPCC	Lafayette Parish Correctional Center	PTA	Parish Transportation Act
LPCD	Lafayette Parish Communication District	PW	Public Works
LPCH	Lafayette Parish Court House	PY	Prior Year
LPPA	Lafayette Public Power Authority	R.S.	Revised Statute
LPSB	Lafayette Parish School Board	RB	Roads & Bridges
LPSO	Lafayette Parish Sheriff Office	REF	Refunding
LRA	Louisiana Recovery Authority	RES	Reserve
LT	Long Term	REV	Revenue
LUS	Lafayette Utilities System	RFP	Request for Proposals
MERS	Municipal Employees' Retirement System	RM	Risk Management
MGMT	Management	S&P	Standard & Poor's
		SAAS	Software as a Service

SANE	Sexual Assault Nurse Examiner
SCADA	Supervisory Control and Data Acquisition
SF	Sheriff
SK	Sinking Fund
SQL	Structured Query Language
SRO	School Resource Officer
SS	Support Services
ST	Sales Tax
SUIDI	Sudden Unexplained Infant Death Investigation
SWAT	Special Weapons and Tactics
TIF	Tax Increment Financing
TO	Technical Operations
TPA	Third Party Administrator
TRB	Traffic Roads & Bridges
UDC	Unified Development Code
ULL	University of Louisiana at Lafayette
UT	Utilities Department (LUS)
VFD	Volunteer Fire District
VM	Vehicle Maintenance
WTR	Water
WWTP	Wastewater Treatment Plant



APPENDIX



ORDINANCE NO. JO-060-2023

A JOINT ORDINANCE OF THE LAFAYETTE CITY COUNCIL AND THE LAFAYETTE PARISH COUNCIL ADOPTING A RECONSIDERED OPERATING AND FIVE-YEAR CAPITAL IMPROVEMENT BUDGET OF REVENUES AND EXPENDITURES FOR THE LAFAYETTE CITY-PARISH CONSOLIDATED GOVERNMENT FOR THE FISCAL YEAR BEGINNING NOVEMBER 1, 2023 AND ENDING OCTOBER 31, 2024

BE IT ORDAINED by the Lafayette City Council and the Lafayette Parish Council, that:

WHEREAS, in accordance with all applicable provisions of the Home Rule Charter of the Lafayette City-Parish Consolidated Government, the Lafayette Mayor-President has submitted to the Lafayette City Council and the Lafayette Parish Council the Proposed FY 2023-2024 Operating and Five-Year Capital Improvement Budget; and

WHEREAS, the Lafayette City Council and the Lafayette Parish Council have taken under consideration the study of said Proposed Operating and Five-Year Capital Improvement Budget.

NOW, THEREFORE, BE IT FURTHER ORDAINED by the Lafayette City Council and the Lafayette Parish Council, that:

SECTION 1: All of the aforescribed “Whereas” clauses are adopted as part of this ordinance.

SECTION 2: In accordance with the applicable provisions of the Lafayette City-Parish Consolidated Government Home Rule Charter, including but not limited to Sections 5-01 through 5-03, inclusive, and in accordance with Sections 2-11 through 2-13, inclusive, of said Lafayette City-Parish Consolidated Government Home Rule Charter, the Lafayette City Council and the Lafayette Parish Council do hereby approve the said Proposed Operating and Five-Year Capital Improvement Budget as amended in the attachments hereto and which are made a part hereof and which will be identified in said final document under the title “Adopted Operating & Five-Year Capital Improvement Budget FY 2023-2024.”

SECTION 3: The following qualifications shall apply to the implementation and administration of the adopted budget:

- A. State law requires that certain firemen be given a 2% longevity salary increase. Accordingly, the pay reserve included herein for eligible fire personnel shall be deemed to include the two (2%) percent “longevity” salary increase required by State law for the fiscal year 2023-2024. Said pay adjustment will be effective no sooner than the first day of the first full pay period in fiscal year 2023-2024.
- B. No Departmental Director or agency of Lafayette City-Parish Consolidated Government shall be with authority to exceed appropriation levels which are identified departmentally within the budget adopted for the fiscal year without approval of the Lafayette City Council, the Lafayette Parish Council, or both by ordinance.
- C. Inasmuch as the limited wording of any budget ordinance cannot cover all mathematical computation, narrative circumstances resulting from salary and other appropriation adjustments, the Chief Financial Officer, through the Lafayette Mayor-President, is authorized and directed to comply with the dictates and intent of the adopted budget through whatever means he or she deems to be prudent and necessary and in order to ensure that a balanced budget is adopted. Upon completion of budget finalization work each year, the Chief Financial Officer, through the Lafayette Mayor-President, shall prepare a written report to the Lafayette City Council and the Lafayette Parish Council detailing the amount and nature of any adjustments required to implement the adopted budget.
- D. Lafayette City-Parish Consolidated Government’s budget and accounting practices assign to each department an amount designated as “Uninsured Losses” representing amounts to be transferred from each of the departments to the City-Parish Risk Management Program for uninsured losses incurred by the department. Such appropriations labeled “Uninsured Losses” shall not be transferred to any other line item in any department having such an appropriation.
- E. Salary appropriations for filled positions adopted in the annual budget shall be considered encumbered upon the implementation of the adopted budget.
- F. Salaries-Promotion Costs Line Items: Certain promotion costs have been funded in a special salary account entitled “promotion costs” and assigned the account code “50300” within each department. Whenever an intra-departmental promotion occurs, an administrative budget revision may be affected to move the salary and benefit costs to the appropriate line items for that division and to amend the Manning Table for the personnel position changes effective with the date of the promotion. No promotion date shall be before the first full pay period of the new fiscal year. Such changes to the budget shall be affected by administrative budget revision, a copy of which should be provided to the Office of the Lafayette Clerk of the Council.
- G. Overtime Line Items: Where additional overtime by existing employees is required to fulfill the duties of vacant positions, funds necessary to pay salaries for the same may be moved from the salary account allocated for the vacant position to an overtime line item for that

division, provided, however, that the funds moved to the overtime line item shall not reduce funds available for the vacant position to less than the amount that would be required to fill the vacant position for the remainder of the fiscal year. Such changes in the salary account and the overtime line item shall be accomplished by administrative budget revision, a copy of which should be provided to the Office of the Lafayette Clerk of the Council.

- H. The general amendments may include changes to existing work orders in the FY 2022-2023 budget. Those changes are reflected in a separate column, if applicable, on amended schedules and this ordinance serves to approve and amend in the current FY 2022-2023 budget the changes so reflected and the Chief Financial Officer is authorized to affect the required budget changes.
- I. The amounts allocated herein for External Agencies (Arts & Culture, Social Services and ACA Grant) shall only be disbursed upon the approval of the Lafayette City Council based on recommendations submitted to the Lafayette City Council. The Lafayette Mayor-President is directed to develop and present to the Lafayette City Council an appropriate ordinance to amend the existing ordinance relative to the funding of external agencies in order to incorporate the spirit of this section.
- J. Whereby changes to existing work orders in the Five-Year Capital plans may be required to fulfill the adopted FY 2023-2024 Five-Year Capital Improvement Budget, such changes are reflected in the capital outlay budget column titled "Existing Work Order Changes." This ordinance will serve to approve and amend in the current FY 2022-2023 budget the changes reflected in that column and the Chief Financial Officer is authorized to affect the required budget revision if applicable.
- K. The amounts allocated in Account Number 1010170 76730-0 titled EXP APP-CAJUNDOME shall only be disbursed upon the approval of the Lafayette City Council, via Resolution passed by the favorable vote of at least a majority of the authorized membership of the Lafayette City Council.
- L. Account number 1010170 76802-0 titled EXP APP-LAF CONV & VISITOR COM will fund amounts up to the approved budget to support expenditures approved by the Lafayette Convention and Visitors Commission (LCVC) and the Lafayette Mayor-President. Unspent balances will lapse at year-end and remain in the general fund of the City and Parish.
- M. Account number 1010170 76421-0 titled EXP APP-LEDA will fund amounts up to the approved budget to support expenditures approved by the Lafayette Economic Development Authority and the Lafayette Mayor-President. Unspent balances will lapse at year-end and remain in the general fund of the City and Parish.
- N. Account number 1010170 76532-0 EXT APP-ONE ACADIANA will fund amounts up to the approved budget to support expenditures approved by One Acadiana and the Lafayette Mayor-President. Unspent balances will lapse at year-end and remain in the general fund of the City and Parish.
- O. Whereby a new fund for Golf Carts has been created and identified as Fund 211 Golf Cart Fund. The CFO shall also have the authority to affect any needed administrative budget revisions to move other budgeted reserve funds to the appropriate accounts within the fund

for FY 2023-2024. The CFO shall provide the City Council with the details of the budget revisions authorized by this section.

SECTION 4: Certain activities and services are jointly provided and funded in the Adopted Operating & Five-Year Capital Improvement Budget with City of Lafayette funds and/or with Parish of Lafayette funds, and it is intended that the cost of such services and activities be shared equitably as set forth in the Allocation Schedule included in the “Budget Overview” section of the Adopted Operating & Five-Year Capital Improvement Budget. The Allocation Schedule reflects the financial obligations of the City and Parish funds for such services and activities, and the Chief Financial Officer, through the Lafayette Mayor-President, is authorized and directed to make monthly transfers as necessary to comply with such schedule based on actual expenditures. It is agreed and understood that such transfers will be made by applying the percentages set forth in said Allocation Schedule to the final adopted budget amounts.


SECTION 5: If any one of the provisions of this ordinance or the application thereof to any person or circumstance is held invalid or unconstitutional, such invalidity or unconstitutionality shall not affect other provisions or application of this ordinance which can be given without the invalid provision or application, and, to this end, the provisions of this ordinance are declared severable.

SECTION 6: All ordinances or resolutions, or parts thereof, in conflict herewith are hereby repealed.

SECTION 7: After first having been adopted by a majority of the authorized membership of both the Lafayette Parish Council and the Lafayette City Council, this joint ordinance shall become effective upon signature of this joint ordinance by the Lafayette Mayor-President, the elapse of ten (10) days after receipt by the Lafayette Mayor-President without signature or veto, or upon an override of a veto, whichever occurs first.

* * * * *

#		GENERAL AMENDMENTS		SEPARATE AMENDMENTS	#
1	GA	CITY A. NAQUIN – To Adjust City Bond Projects -Transfer \$2 million from Jefferson St. Renewal to Congress Street Streetscape (8-10-2023 Amendment #1 – City, provided by Finance) (CDP)	SA	JOINT LAZARD – On page 65, adjust the Allocation Percentages for the following account descriptions as indicated: 0170 Gen'l Accts: Contractual Services – 50% City/50% Parish; 0170 Gen'l Accts: LEDA – 50% City/50% Parish; 0170 Gen'l Accts: ONI – 50% City/50% Parish; 0170 Gen'l Accts: ONI – 50% City/50% Parish; 0170 Gen'l Accts: Other: Contractual Serv – 50% City/50% Parish; 0171 Gen'l Accts-Other: Governmental Relations – 50% City/50% Parish; 1100 Council Office – 60% City/40% Parish; 1200 Mayor-President's Office – 50% City/50% Parish; 1217 International Trade – 60% City/40% Parish; and 2910 Innovation Services – 60% City/40% Parish A. Naquin objected.	1
2	GA	PARISH TABOR – Correction to Parish Councilman District Salary to Agree to Rest of Council Salaries (8-10-2023 Amendment #1 – Parish, provided by Finance) (Council)	SA	CITY COOK – First exhausting SARF account as a funding source, implement updated police pay plan based on most recent submission by the police association; A. Naquin objected. (Police) (Formerly GA #10)	2
3	GA	PARISH CARLSON – To Adjust the Registrar of Voters Promotion Cost Due to Employee Rate Change Approved in FY 2023 (8-15-2023 Amendment #1 – Parish, provided by Finance) (Registrar of Voters)	SA	CITY LEWIS – To Implement City Marshal Pay Plan (9-14-2023 Amendment – City) A. Naquin objected. (City Marshal)	3
4	GA	PARISH CARLSON – Increase the Pay of a Part-Time Library Technical Assistant I per Civil Service Recommendation (8-15-2023 Amendment #2 – Parish, provided by Finance) (Library)	SA	CITY COOK – To change the name of line item 2058182 70909-0 from CONTR SERV-TM ARCHTICS FEES to CONTR SERV-TIXLY FEES (PARC)	4
5	GA	CITY COOK – To change the name of line item 2058182 70909-0 from CONTR SERV-TM ARCHTICS FEES to CONTR SERV-TIXLY FEES (PARC)	SA	CITY LEWIS – Budget the salaries of the Chief of Police and the Chief of Fire & \$1,000,000. A. Naquin objected. (Police & Fire)	5

6	GA	CITY COOK – Adjustment of Science Museum Utility Account for UL Contract (8-15-2023 Amendment #1 – City, provided by Finance) (PARC)	SA		6
7	GA	CITY COOK – To Adjust the Bank Services Charge Account for Increased Credit Card Transactions (8-15-2023 Amendment #2 – City, provided by Finance) (PARC)	SA	CITY LEWIS– Fire Department pay plan offered as a floor amendment by LCG administration on 9-14-2023 Cook objected. (Fire)	7
8	GA	CITY LEWIS – To Correct Overtime Account for Veterans Day Parade (8-15-2023 Amendment #3 – City, provided by Finance) (Police)			
9	GA	CITY COOK – Correction – To Budget False Alarm Expense Account (8-15-2023 Amendment #4 – City, provided by Finance) (Police)			
10	GA	CITY A. NAQUIN – To increase the Salary of the Water Operations Manager Position per Civil Service Recommendation (8-17-2023 Amendment #1 – City, provided by Finance) (LUS)			
11	GA	CITY A. NAQUIN – To Add Funding to the Smith Street Gravity Main Relocate Project (8-17-2023 Amendment #2 – City, provided by Finance) (LUS)			
12	GA	CITY A. NAQUIN – To increase the General Accounts Section’s Utility Account (Amendment #3 – City, provided by Finance) (LUS Fiber)			
13	GA	PARISH CARLSON – To Increase Courthouse Maintenance Accounts (8-31-2023 Amendment #1 – Parish, provided by Finance) (District Court)			
14	GA	JOINT A. NAQUIN & CARLSON – To Increase City of Lafayette Autopsy Fees (8-31-2023 Amendment #1 – Joint, provided by Finance) (Coroner)			
15	GA	JOINT COOK & TABOR – To Increase Various Public Works Facilities Maintenance O&M Accounts (8-31-2023 Amendment #2 – Joint, provided by Finance) (Public Works)			
16	GA	JOINT A. NAQUIN & CARLSON – To Increase Public Works Capital Projects Related Accounts (8-31-2023 Amendment #3 – Joint, provided by Finance) (Public Works)			
17	GA	JOINT LAZARD & TABOR – To Increase Community Development & Planning’s Governmental Relations Account (8-31-2023 Amendment #4 – Joint, provided by Finance) (CDP)			
18	GA	JOINT COOK & CARLSON – To Budget a Pay Increase for a Civil Engineer III Position in the Public Works Department per Civil Service Recommendation (8-31-2023 Amendment #5 – Joint, provided by Finance) (Public Works)			
19	GA	PARISH TABOR – Zero out Parish allocation to One Acadiana in the amount of \$24,465 and allocate to gravel road conversion program (Finance)			
20	GA	CITY COOK – Zero out City allocation to One Acadiana in the amount of \$100,535 and allocate to Heymann Performing Arts & Convention Center improvements (Finance)			

21	GA	CITY LEWIS – To Change the Salaries and Titles of Some of the City Prosecutor Positions (8-31-2023 Amendment #1 – City, provided by Finance) (Legal/City Prosecutor)
22	GA	CITY A. NAQUIN – To Increase 232 Help Budget (8-31-2023 Amendment #2 – City, provided by Finance) (CDP)
23	GA	CITY A. NAQUIN – Increasing Police Promotion Account to Include Promotions for 7 Police Communication Officer I Positions to Police Communication Officer II Positions (8-31-2023 Amendment #3 – City, provided by Finance) (Police)
24	GA	CITY COOK – Appropriate \$50,000 from City General Fund to Heymann Performing Arts & Convention Center improvements (PARC)
25	GA	CITY LEWIS - Appropriate \$10,000 to City Council for National League of Cities dues (Council)
26	GA	PARISH K. NAQUIN - Appropriate \$5,000 to Parish Council for National Association of Counties (NACo) dues (Council)
27	GA	CITY LAZARD – Adjustment of City Marshal Executive Secretary's Salary (9-14-2023 Amendment – City) (City Marshal)
28	GA	CITY COOK – To increase City Court Employees Hours rates by \$1.23 in lieu of the 2% COLA Raise (9-14-2023 Amendment - City) (City Court)





STATISTICAL TABLES



Lafayette Consolidated Government
2023-24 Adopted Budget
Net Position by Component
Last Ten Fiscal Years (Unaudited)
(In Thousands)

	<u>2022</u>	<u>2021</u>	<u>2020</u>	<u>2019</u>	<u>2018</u>	<u>2017</u>	<u>2016</u>	<u>2015</u>	<u>2014</u>	<u>2013</u>
Governmental Activities										
Net Investment in Capital Assets	\$ 473,861	\$ 413,505	\$ 382,191	\$ 372,326	\$ 362,249	\$ 354,215	\$ 348,358	\$ 323,369	\$ 311,019	\$ 300,527
Restricted	230,780	219,595	227,820	219,963	208,925	192,529	176,076	182,029	174,475	170,001
Unrestricted (deficit)	(84,885)	(83,689)	(101,321)	(110,948)	(108,492)	(82,458)	(81,755)	(80,933)	(10,965)	(28,122)
Total Governmental Activities										
Net Position	619,756	549,411	508,690	481,341	462,682	464,286	442,679	424,465	474,530	442,406
Business-type Activities										
Net Investment in Capital Assets	486,896	478,744	427,492	399,870	377,559	354,438	333,721	318,156	311,982	301,463
Restricted	159,511	130,351	165,039	154,329	144,079	140,141	142,028	143,872	133,086	124,301
Unrestricted	58,157	51,876	37,590	49,834	50,295	58,321	57,716	57,049	77,913	74,657
Total Business-type Activities										
Net Position	704,564	660,971	630,121	604,033	571,933	552,900	533,465	519,077	522,981	500,422
Primary Government										
Net Investment in Capital Assets	960,757	892,249	809,683	772,196	739,808	708,653	682,079	641,525	623,001	601,990
Restricted	390,291	349,946	392,859	374,292	353,004	332,670	318,104	325,901	307,562	294,302
Unrestricted	(26,728)	(31,813)	(63,731)	(61,114)	(58,197)	(24,137)	(24,039)	(23,884)	66,948	46,535
Total Primary Government										
Net Position	\$ 1,324,320	\$ 1,210,382	\$ 1,138,811	\$ 1,085,374	\$ 1,034,615	\$ 1,017,186	\$ 976,144	\$ 943,542	\$ 997,511	\$ 942,827



Lafayette Consolidated Government
2023-24 Adopted Budget
Fund Balances, Governmental Funds
Last Ten Fiscal Years (Unaudited)
(In Thousands)

	<u>2022</u>	<u>2021</u>	<u>2020</u>	<u>2019</u>	<u>2018</u>	<u>2017</u>	<u>2016</u>	<u>2015</u>	<u>2014</u>	<u>2013</u>
General Fund (1)										
Nonspendable	\$ 2,279	\$ 1,537	\$ 1,535	\$ 6	\$ 3	-	\$ 1	\$ 2	\$ 3	\$ 3
Committed	9,568	10,742	10,017	-	-	405	519	670	531	1,282
Assigned	-	-	-	18,795	5,354	3,406	2,380	2,774	1,594	1,158
Unassigned	57,594	58,036	59,297	37,401	45,967	46,256	43,177	39,393	34,268	26,216
Total General Fund	\$ 69,441	\$ 70,316	\$ 70,849	\$ 56,202	\$ 51,324	\$ 50,067	\$ 46,079	\$ 42,840	\$ 36,396	\$ 28,659
All Other Governmental Funds										
Nonspendable	\$ 460	\$ 290	\$ 435	\$ 363	\$ 413	\$ 356	\$ 342	\$ 271	\$ 376	\$ 283
Restricted	238,491	263,593	276,871	215,221	199,052	193,993	207,730	227,600	243,506	250,216
Committed	13	13	13	-	-	-	22	27	209	591
Assigned	-	-	-	22,025	14,158	15,936	11,394	11,292	3,152	3,165
Unassigned	-	-	(2)	(8)	-	-	-	-	-	-
Total all other										
Governmental Funds	\$ 238,965	\$ 263,896	\$ 277,316	\$ 237,601	\$ 213,623	\$ 210,285	\$ 219,488	\$ 239,190	\$ 247,244	\$ 254,255

(1) Combined City and Parish General Funds



Lafayette Consolidated Government
2023-24 Adopted Budget
Changes in Fund Balances of Governmental Funds
Last Ten Fiscal Years (Unaudited)
(In Thousands)

	<u>2022</u>	<u>2021</u>	<u>2020</u>	<u>2019</u>	<u>2018</u>	<u>2017</u>	<u>2016</u>	<u>2015</u>	<u>2014</u>	<u>2013</u>
Revenues										
Taxes	\$ 227,282	\$ 217,255	\$ 202,313	\$ 206,579	\$ 201,564	\$ 200,311	\$ 193,663	\$ 194,492	\$ 186,196	\$ 182,125
Licenses and Permits	6,597	6,562	5,543	5,888	5,593	5,235	5,251	5,762	6,360	5,209
Intergovernmental	89,300	36,093	38,073	18,674	15,873	16,057	21,436	21,779	20,467	22,353
Charges for Services	18,265	15,022	15,794	19,545	18,990	16,967	17,307	16,828	17,647	15,567
Fines and Forfeits	2,720	1,844	1,867	2,103	2,491	3,773	4,297	4,430	4,607	4,225
Investments Earnings	\$ (2,680)	403	4,238	7,615	4,032	1,757	1,498	775	637	581
Miscellaneous Revenues	2,102	2,035	1,639	2,435	1,254	1,592	2,017	1,945	2,053	2,537
Total Revenues	343,586	279,214	269,467	262,839	249,797	245,692	245,469	246,011	237,967	232,597
Expenditures										
Current:										
General Government	43,240	42,498	52,330	48,489	42,606	39,874	40,498	39,716	38,265	36,881
Public Safety	95,727	91,788	77,458	70,580	71,933	72,763	74,773	69,286	65,718	62,835
Public Works	46,505	43,438	36,728	36,061	29,424	30,467	33,095	32,937	32,211	32,323
Urban Redevelop and Housing	16,950	12,089	1,487	1,896	2,480	2,505	2,707	1,541	1,720	5,349
Culture and Recreation	23,472	22,415	24,129	28,495	29,065	25,710	24,273	24,509	21,972	22,274
Health and Welfare	1,205	1,061	1,069	1,034	1,023	977	1,191	1,152	940	4,373
Economic Opportunity	1,034	1,366	325	348	338	383	320	317	337	319
Economic Dev and Assist	2,819	851	571	5,075	1,321	1,164	1,488	1,431	1,235	1,532
Debt Service:										
Principal Retirement	19,748	20,895	23,715	21,140	22,655	22,155	21,790	22,085	22,055	20,580
Interest and Fiscal Charges	10,184	10,916	10,873	11,490	13,206	14,321	15,221	16,724	18,255	19,889
Debt Issuance Costs	-	348	1,083	1,054	-	252	680	564	519	270
Capital Outlay	109,234	46,239	44,735	38,188	30,846	24,097	38,881	35,801	32,811	31,977
Total Expenditures	370,118	293,904	274,503	263,850	244,897	234,668	254,917	246,063	236,038	238,601
Excess (Deficiency) of Revenues										
Over (Under) Expenditures	(26,532)	(14,690)	(5,036)	(1,011)	4,900	11,024	(9,448)	(52)	1,929	(6,004)
Other Financing Sources (Uses)										
Proceeds from sale of assets	-	-	-	1,400	-	-	-	-	-	-
Issuance of Debt	-	-	50,000	64,825	-	11,460	39,950	35,755	29,930	15,690
Issuance of Refunding Debt	-	20,185	42,075	-	-	-	-	-	-	-
Premium on Issuance of Debt	-	3,939	10,303	7,384	-	1,749	4,101	4,727	3,192	1,263
Payment to Escrow Agent	-	(23,810)	(42,956)	(43,692)	-	(29,448)	(51,837)	(41,353)	(33,075)	-
Transfers In	32,213	26,872	62,310	32,731	50,134	50,355	41,743	42,498	27,842	31,272
Transfers Out	(31,404)	(26,450)	(62,333)	(32,782)	(50,439)	(50,355)	(41,743)	(43,185)	(29,093)	(32,436)
Total Other Financing Sources (Uses)	809	736	59,399	29,866	(305)	(16,239)	(7,786)	(1,558)	(1,205)	15,789
Net Change in Fund Balances	(25,723)	(13,954)	\$ 54,363	\$ 28,855	\$ 4,595	(5,215)	(17,234)	(1,610)	\$ 725	\$ 9,785
Debt Service as a Percentage of										
Non-Capital Expenditures	11.47%	12.84%	15.05%	14.46%	16.75%	17.32%	17.13%	18.46%	19.84%	19.59%



Lafayette Consolidated Government
2023-24 Adopted Budget
General Governmental Tax Revenues by Source
Last Ten Fiscal Years (Unaudited)
(In Thousands)

	<u>2022</u>	<u>2021</u>	<u>2020</u>	<u>2019</u>	<u>2018</u>	<u>2017</u>	<u>2016</u>	<u>2015</u>	<u>2014</u>	<u>2013</u>
Tax Revenues										
Ad Valorem Taxes-										
City	\$ 28,039	\$ 27,503	\$ 28,579	\$ 27,944	\$ 27,765	\$ 27,559	\$ 25,906	\$ 24,571	\$ 24,136	\$ 23,225
Parish	57,989	57,530	58,295	61,117	60,257	59,895	54,544	53,415	46,352	47,331
Interest and Penalty	172	201	153	167	152	139	135	110	103	135
Franchise Fees	2,567	2,516	2,481	2,630	2,900	2,894	2,985	2,932	2,987	2,568
Fire Insurance Rebate	1,802	952	947	937	933	1,020	937	1,046	899	895
Parish Sales Tax	7,057	6,373	5,305	4,885	4,576	4,573	4,665	5,812	6,676	6,364
City Sales Taxes-										
1961 Sales Tax	55,275	51,263	43,804	44,593	43,181	43,441	43,337	44,695	44,213	42,305
1985 Sales Tax	46,323	43,185	35,892	37,221	36,221	36,575	36,122	37,805	37,533	36,014
TIF Districts	1,547	1,350	1,040	1,138	1,270	1,248	1,525	1,258	1,224	1,157
Economic Development Districts	1,545	1,527	293	-	-	-	-	-	-	-
Total Tax Revenues	\$202,316	\$192,400	\$176,789	\$180,632	\$177,255	\$177,344	\$170,156	\$171,644	\$164,122	\$159,994



Lafayette Consolidated Government
2023-24 Adopted Budget
Property Tax Rates (Per \$1,000 of Assessed Value)
Direct and Overlapping Governments
Last Ten Fiscal Years (Unaudited)

Fiscal Year	Lafayette City-Parish Consolidated Government				Lafayette Parish School Board					
	Total City of Lafayette	Lafayette Parish			Lafayette Parish School Board					
	<u>Millage</u>	<u>Operating Millage</u>	<u>Debt Service Millage</u>	<u>Total Parish Millage</u>	<u>Operating Millage</u>	<u>Debt Service Millage</u>	<u>School Board Millage</u>	<u>Other</u>	<u>Total</u>	
2013	17.94	26.61	3.00	29.61	33.56	-	33.56	33.74	114.85	
2014	17.94	24.67	3.00	27.67	33.56	-	33.56	35.09	114.26	
2015	17.94	27.28	3.00	30.28	33.56	-	33.56	35.14	116.92	
2016	17.94	26.47	2.75	29.22	33.56	-	33.56	35.37	116.09	
2017	17.80	27.05	2.75	29.80	33.56	-	33.56	35.06	116.22	
2018	17.80	27.05	2.75	29.80	33.56	-	33.56	35.51	116.67	
2019	17.80	27.05	2.75	29.80	33.56	-	33.56	36.69	117.85	
2020	17.94	25.96	2.00	27.96	33.56	-	33.56	36.70	116.16	
2021	17.94	27.285	2.00	29.285	35.94	-	35.94	37.47	120.64	
2022	18.19	27.415	1.85	29.265	35.94	-	35.94	24.84	108.24	

Source: Lafayette Parish Tax Assessor - Grand Recapitulation of the Assessment Roll.



Lafayette Consolidated Government
2023-24 Adopted Budget
Parish Property Tax Rates
(Per \$1,000 of Assessed Value)
Last Ten Fiscal Years of Collection (Unaudited)

	<u>2021</u>	<u>2020</u>	<u>2019</u>	<u>2018</u>	<u>2017</u>	<u>2016</u>	<u>2015</u>	<u>2014</u>	<u>2013</u>	<u>2012</u>
Parish Tax	3.25	3.25	3.05	3.05	3.05	3.05	3.05	3.05	3.05	3.05
Parish Tax (Exempted Municipalities)	1.625	1.625	1.52	1.52	1.52	1.52	1.52	1.52	1.52	1.52
Airport Maintenance	1.71	1.71	1.71	1.58	1.58	1.58	1.71	1.71	1.71	1.71
Courthouse & Jail Maintenance	2.51	2.51	2.34	2.34	2.34	2.34	2.34	2.34	2.34	2.34
Road and Bridges	4.47	4.47	4.17	4.17	4.17	4.17	4.17	4.17	4.17	4.17
Health Unit	n/a	n/a	n/a	n/a	n/a	n/a	0.80	1.61	-	0.94
Juvenile Detention Home Maint	1.25	1.25	1.17	1.17	1.17	1.17	1.17	1.17	1.17	1.17
Drainage Maint	3.58	3.58	3.34	3.34	3.34	3.34	3.34	3.34	3.34	3.34
Teche-Vermilion Freshwater	1.41	1.41	1.41	1.41	1.41	1.41	1.50	1.50	1.45	1.45
Detention Correctional Facility	2.21	2.21	2.06	1.90	1.90	1.90	2.06	2.06	2.06	2.06
Public Improvement Bonds (B&I)	1.85	2.00	2.00	2.75	2.75	2.75	2.75	3.00	3.00	3.00
Mosquito Abatement	n/a	n/a	n/a	n/a	n/a	n/a	1.50	1.50	0.50	1.50
School Tax (Constitutional)	4.92	4.92	4.59	4.59	4.59	4.59	4.59	4.59	4.59	4.59
Special School Tax	7.79	7.79	7.27	7.27	7.27	7.27	7.27	7.27	7.27	7.27
Special School Impr Maint Op	5.35	5.35	5.00	5.00	5.00	5.00	5.00	5.00	5.00	5.00
Law Enforcement District	17.36	17.36	16.79	16.79	16.79	16.79	16.79	16.79	16.79	16.79
School-1985 Operation	17.88	17.88	16.70	16.70	16.70	16.70	16.70	16.70	16.70	16.70
Assessment District	1.67	1.67	1.44	1.56	1.44	1.44	1.56	1.56	1.56	1.56
LEDA	1.80	1.68	1.68	1.68	1.68	1.68	1.82	1.82	1.82	1.82
Lafayette Parish Bayou										
Vermilion (B&I)	0.10	0.10	0.17	0.17	0.17	0.17	-	0.10	0.10	0.10
Lafayette Parish Bayou										
Vermilion Maint	0.79	0.79	0.75	0.75	0.75	0.75	0.75	0.75	0.75	0.71
Library	4.88	4.75	4.75	6.00	6.00	6.00	6.52	6.52	6.52	6.52
Health Unit, Mosquito, Etc.	1.98	2.21	2.21	2.21	3.56	3.56	n/a	n/a	n/a	n/a
Storm Water Management	1.18	1.18	1.10	1.10	n/a	n/a	n/a	n/a	n/a	n/a
Parish Roads & Bridges	0.075	0.075	n/a	n/a	n/a	n/a	n/a	n/a	n/a	n/a
Parish Fire Protection	0.405	0.175	n/a	n/a	n/a	n/a	n/a	n/a	n/a	n/a
Cultural Economy	n/a	n/a	0.25	0.25	n/a	n/a	n/a	n/a	n/a	n/a
Sub-District of DDA	15.00	12.75	12.75	12.75	11.69	11.24	11.24	10.91	10.91	9.60
Total	105.045	102.695	98.22	100.05	98.87	98.42	98.15	98.98	96.32	96.91

Source: Lafayette Parish Tax Assessor - Grand Recapitulation of the Assessment Roll.

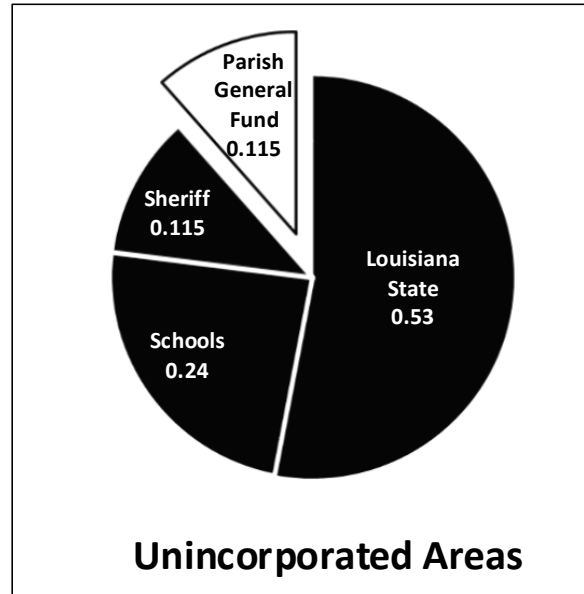
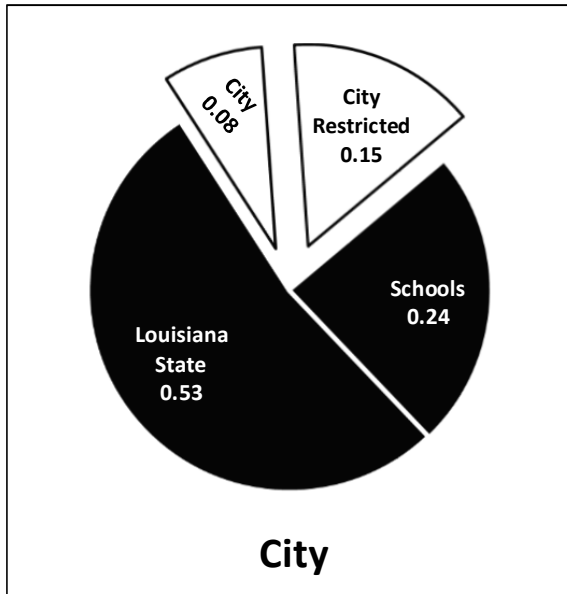
Note: Does not include taxes levied within municipal boundaries.



Lafayette Consolidated Government
2023-24 Adopted Budget
Governmental Funds Gross Sales Tax Revenue
Last Ten Fiscal Years
(Unaudited)

Fiscal Year	City Sales Tax 1961 1%	City Sales Tax 1985 1%	TIF Districts 1%	Economic Development Districts 1%	Parish Sales Tax 1%	Total Sales Tax
2013	\$42,304,925	\$ 36,014,309	\$ 1,156,773	\$ -	\$ 6,363,562	\$ 85,839,569
2014	44,212,574	37,532,841	1,224,206	-	6,675,866	89,645,487
2015	44,694,734	37,804,976	1,258,320	-	5,812,450	89,570,480
2016	43,337,302	36,122,279	1,524,519	-	4,664,950	85,649,050
2017	43,441,278	36,575,353	1,247,517	-	4,573,349	85,837,497
2018	43,181,294	36,221,327	1,269,596	-	4,576,267	85,248,484
2019	44,592,889	37,221,378	1,138,358	-	4,885,224	87,837,849
2020	43,803,676	35,891,764	1,040,443	292,762	5,304,706	86,333,351
2021	51,262,785	43,185,120	1,349,797	1,526,641	6,373,263	103,697,606
2022	55,274,568	46,323,016	1,547,173	1,545,308	7,057,164	111,747,229

Source: Lafayette Parish School System Sales Tax Division







Lafayette Consolidated Government
2023-24 Adopted Budget
Principal Property Tax Payers - Lafayette Parish
Current Year and Nine Years Ago
(Unaudited)

Taxpayer	Type of Business	December 31, 2021			December 31, 2012		
		Assessed Value	Rank	Percent of Total Assessed Valuation	Assessed Value	Rank	Percent of Total Assessed Valuation
Iberiabank	Financial Services	\$ 19,780,646	1	0.75%	\$ 11,639,079	10	0.55%
Southwest La Electric (SLEMCO)	Utilities	15,840,980	2	0.60%	12,988,530	7	0.61%
A T & T / Bellsouth	Telecommunications	14,916,627	3	0.57%	22,927,220	2	1.08%
Atmos Energy	Utilities	14,514,591	4	0.55%	--	--	--
Stuller Inc.	Manufacturing	14,191,951	5	0.54%	17,269,091	5	0.81%
Wal Mart / Sams	Retail Services	13,614,773	6	0.52%	13,759,107	6	0.65%
Entergy Gulf States	Utilities	13,168,338	7	0.50%	--	--	--
Franks Casing	Oilfield Services	11,456,673	8	0.44%	30,698,765	1	1.45%
Home Bank	Financial Services	9,206,066	9	0.35%	--	--	--
JP Morgan Chase	Financial Services	8,719,389	10	0.33%	--	--	--
P H I Inc.	Oilfield Services	--	--	--	20,827,421	3	0.98%
Schlumberger	Oilfield Services	--	--	--	19,359,218	4	0.91%
Halliburton	Oilfield Services	--	--	--	12,646,715	8	0.60%
Offshore Energy	Oilfield Services	--	--	--	11,951,612	9	0.56%
Totals		<u>\$ 135,410,034</u>		<u>5.14%</u>	<u>\$ 174,066,758</u>		<u>8.20%</u>
Parish's total assessed value for 2021		<u>\$ 2,632,598,034</u>					
Parish's total assessed value for 2012					<u>\$ 2,123,625,080</u>		

Source: Lafayette Parish Tax Assessor



**Lafayette Consolidated Government
2023-24 Adopted Budget
Principal Property Tax Payers - City of Lafayette
Current Year and Nine Years Ago
(Unaudited)**

Taxpayer	Type of Business	December 31, 2021			December 31, 2012		
		Assessed Value	Rank	Percent of Total Assessed Valuation	Assessed Value	Rank	Percent of Total Assessed Valuation
Iberiabank	Financial Services	\$ 17,769,046	1	1.15%	\$ 10,450,985	8	0.80%
Stuller Inc.	Manufacturing	14,191,951	2	0.92%	17,269,091	3	1.32%
A T & T / Bellsouth	Telecommunications	9,197,796	3	0.60%	15,552,997	4	1.19%
Franks Casing	Oilfield Services	8,943,988	4	0.58%	23,942,600	1	1.84%
Wal-Mart / Sams	Retail Services	8,416,589	5	0.54%	11,083,628	6	0.85%
Entergy Gulf States	Utilities	7,791,230	6	0.50%	--	--	--
JP Morgan Chase	Financial Services	7,521,079	7	0.49%	7,499,241	9	0.58%
Home Bank	Financial Services	7,050,968	8	0.46%	--	--	--
Whitney National Bank	Financial Services	6,224,358	9	0.40%	--	--	--
P H I Inc.	Oilfield Services	6,176,532	10	0.40%	20,827,421	2	1.60%
Schlumberger	Oilfield Services	--	--	--	12,478,291	5	0.96%
HCA Regional Health System	Medical Services	--	--	--	10,581,189	7	0.81%
Capital One Bank	Financial Services	--	--	--	4,840,411	10	0.37%
Totals		<u>\$ 93,283,537</u>		<u>6.04%</u>	<u>\$ 134,525,854</u>		<u>10.32%</u>
City's total assessed value for 2021		<u>\$ 1,545,537,585</u>					
City's total assessed value for 2012					<u>\$ 1,303,420,762</u>		

Source: Lafayette Parish Tax Assessor



**Lafayette Consolidated Government
2023-24 Adopted Budget
Property Tax Levies and Collections
Last Ten Fiscal Years (Unaudited)**

Year Ended October 31	Total Tax Levy	Current Tax Collections	Percent of Current Taxes Collected	Delinquent Tax Collections	Total Tax Collections	Percent of Total Tax Collections to Total Tax Levy	Outstanding Delinquent Taxes (1)	Percent of Delinquent Taxes to Total Tax Levy
City of Lafayette (Dollars in thousands)								
2013	\$ 23,383	\$ 23,201	99.22%	\$ 25	\$ 23,226	99.33%	\$ 697	2.98%
2014	24,172	24,074	99.59%	62	24,136	99.85%	733	3.03%
2015	24,638	24,565	99.70%	6	24,571	99.73%	800	3.25%
2016	25,993	25,893	99.62%	13	25,906	99.67%	887	3.41%
2017	27,645	27,536	99.61%	22	27,558	99.69%	973	3.52%
2018	27,849	27,759	99.68%	6	27,765	99.70%	1,057	3.80%
2019	27,986	27,910	99.73%	34	27,944	99.85%	1,100	3.93%
2020	28,688	28,559	99.55%	20	28,579	99.62%	1,208	4.21%
2021	27,594	27,443	99.45%	60	27,503	99.67%	1,299	4.71%
2022	28,064	28,000	99.77%	39	28,039	99.91%	1,324	4.72%
Lafayette Parish (Dollars in thousands)								
2013	\$ 47,726	\$ 47,108	98.71%	\$ 79	\$ 47,187	98.87%	\$ 539	1.13%
2014	46,636	46,187	99.04%	81	46,268	99.21%	450	0.96%
2015	53,882	53,262	98.85%	65	53,327	98.97%	620	1.15%
2016	55,042	54,052	98.20%	376	54,428	98.88%	989	1.80%
2017	61,047	59,764	97.90%	19	59,783	97.93%	1,283	2.10%
2018	61,515	60,121	97.73%	14	60,135	97.76%	1,394	2.27%
2019	61,755	60,953	98.70%	(9)	60,944	98.69%	802	1.30%
2020	59,159	58,177	98.34%	-	58,177	98.34%	982	1.66%
2021	57,961	57,335	98.92%	60	57,395	99.02%	626	1.08%
2022	58,261	57,842	99.28%	49	57,891	99.36%	419	0.72%

(1) Includes unpaid taxes from prior years.

Source: Lafayette Parish Tax Assessor



Lafayette Consolidated Government
2023-24 Adopted Budget
Calculation of Legal General Obligation Debt Margin
Last Ten Fiscal Years
(Unaudited)

City of Lafayette

Fiscal Year	Gross Assessed Value	Any One Purpose	Aggregate All Purpose	Debt Outstanding	Legal Debt Margin	Total General Obligation Debt Applicable to Limitation as a Percentage of Debt Limit
2013	\$1,298,554,207	\$129,855,421	\$454,493,972	\$ -	\$454,493,972	0%
2014	1,347,375,057	134,737,506	471,581,270	-	471,581,270	0%
2015	1,373,379,599	137,337,960	480,682,860	-	480,682,860	0%
2016	1,448,878,182	144,887,818	507,107,364	-	507,107,364	0%
2017	1,553,066,806	155,306,681	543,573,382	-	543,573,382	0%
2018	1,564,560,892	156,456,089	547,596,312	-	547,596,312	0%
2019	1,572,295,611	157,229,561	550,303,464	-	550,303,464	0%
2020	1,599,085,838	159,908,584	559,680,043	-	559,680,043	0%
2021	1,538,106,171	153,810,617	538,337,160	-	538,337,160	0%
2022	1,542,822,415	154,282,242	539,987,845	-	539,987,845	0%

Lafayette Parish

Fiscal Year	Gross Assessed Value	Any One Purpose	Aggregate All Purpose	Debt Outstanding	Legal Debt Margin
2013	\$2,123,625,080	\$212,362,508	no limit	\$64,245,000	no limit
2014	2,231,474,220	223,147,422	no limit	61,820,000	no limit
2015	2,321,605,339	232,160,534	no limit	59,080,000	no limit
2016	2,447,494,074	244,749,407	no limit	56,235,000	no limit
2017	2,641,089,701	264,108,970	no limit	53,290,000	no limit
2018	2,665,288,645	266,528,865	no limit	50,205,000	no limit
2019	2,680,216,083	268,021,608	no limit	46,960,000	no limit
2020	2,750,982,374	275,098,237	no limit	43,555,000	no limit
2021	2,610,448,358	261,044,836	no limit	36,810,000	no limit
2022	2,632,598,034	263,259,803	no limit	33,250,000	no limit

Louisiana Revised Statutes limit the Parish's General Obligation bonded debt for other purposes to 10% of the assessed valuation of the taxable property for a single purpose with no limit on the number of purposes. The City may issue general obligation bonded debt in excess of 10% of the assessed valuation of the taxable property for any single purpose provided that the aggregate for all such purposes (determined at the time of issuance of the bonds) does not exceed 35% of the assessed valuation of the taxable property of the City.



Lafayette Consolidated Government
2023-24 Adopted Budget
Outstanding Debt by Type
Last Ten Fiscal Years (Unaudited)
(In Thousands)

Governmental Activities							
Fiscal Year	City			Parish			
	Sales Tax Revenue Bonds	Taxable Refunding Bonds	Certificates of Indebtedness	General Obligation	Certificates of Indebtedness		
2013	\$312,549	\$ 39,575	\$ 5,400	\$ 66,006	\$ -		
2014	295,431	37,575	5,080	63,811	-		
2015	276,830	35,500	4,750	60,932	-		
2016	252,452	33,345	4,405	57,947	-		
2017	220,701	31,105	4,045	54,863	-		
2018	202,473	28,780	3,670	51,639	-		
2019	215,341	26,365	3,275	48,254	-		
2020	255,102	25,835	2,865	44,710	-		
2021	236,110	25,835	2,435	41,060	-		
2022	218,218	25,835	1,990	37,133	-		

Fiscal Year	Business Type			Primary Government			
	Utilities Revenue Bonds	Communications Revenue Bonds	LPPA Revenue Bonds	Total Primary Government	Percentage of Personal Income	Per Capita	Personal Income (1)
2013	\$280,748	\$ 117,596	\$ 106,700	\$ 928,574	8.34%	\$ 4	\$ 11,133
2014	266,364	113,810	100,162	882,233	7.95%	4	11,100
2015	251,835	117,993	96,675	844,515	6.95%	4	12,147
2016	236,859	115,846	95,488	796,342	6.83%	3	11,668
2017	222,883	110,599	91,621	735,817	6.87%	3	10,705
2018	207,533	105,027	87,601	686,723	6.17%	3	11,128
2019	260,130	99,294	83,462	736,121	6.03%	3	12,205
2020	242,171	93,389	79,236	743,308	6.13%	3	12,129
2021	224,055	87,306	74,881	691,682	5.34%	3	12,944
2022	200,555	80,806	64,674	629,211	4.47%	3	14,084

(1) Source: U.S. Department of Commerce: Bureau of Economic Analysis



Lafayette Consolidated Government
2023-24 Adopted Budget
Ratio of General Bonded Debt
Last Ten Fiscal Years
(Unaudited)

City of Lafayette:

Fiscal Year	Population (2)	Net Assessed Value (1)	Sales Tax Revenue Bonds	Taxable Refunding Bonds	Certificates of Indebtedness	Debt Service Monies Available	Net Bonded Debt	Net Bonded Debt to Assessed Value	Net Bonded Debt per Capita
2013	126,227	\$1,298,554,207	\$ 312,548,600	\$39,575,000	\$ 5,400,000	\$ 43,124,284	\$314,399,316	24.21%	\$ 2,491
2014	127,154	1,347,375,057	295,430,838	37,575,000	5,080,000	41,881,156	296,204,682	21.98%	2,329
2015	128,551	1,373,379,599	276,830,123	35,500,000	4,750,000	40,779,403	276,300,720	20.12%	2,149
2016	130,422	1,448,878,182	252,451,584	33,345,000	4,405,000	31,728,073	258,473,511	17.84%	1,982
2017	132,272	1,553,066,806	220,701,367	31,105,000	4,045,000	29,303,689	226,547,678	14.59%	1,713
2018	133,942	1,564,560,892	202,473,399	28,780,000	3,670,000	28,487,254	206,436,145	13.19%	1,541
2019	135,737	1,572,295,611	215,341,041	26,365,000	3,275,000	26,771,665	218,209,376	13.88%	1,608
2020	137,309	1,599,085,838	255,101,804	25,835,000	2,865,000	27,311,138	256,490,666	16.04%	1,868
2021	132,892	1,538,106,171	236,109,855	25,835,000	2,435,000	25,986,234	238,393,621	15.50%	1,794
2022	132,892	1,542,822,415	218,217,906	25,835,000	1,990,000	25,872,025	220,170,881	14.27%	1,657

Lafayette Parish:

Fiscal Year	Population (2)	Net Assessed Value (1)	Gross General Obligation Bonds	Certificates of Indebtedness	Debt Service Monies Available	Net General Obligation Bonds	Net Bonded Debt to Assessed Value	Net Bonded Debt per Capita
2013	229,080	\$1,767,973,082	\$ 66,006,129	\$ -	\$ 3,668,442	\$ 62,337,687	3.53%	\$ 272
2014	230,847	1,872,986,907	63,810,983	-	3,826,722	59,984,261	3.20%	260
2015	238,586	1,958,174,846	60,931,661	-	4,248,120	56,683,541	2.89%	238
2016	240,560	2,081,902,895	57,947,340	-	4,492,786	53,454,554	2.57%	222
2017	242,231	2,259,086,547	54,863,019	-	5,166,277	49,696,742	2.20%	205
2018	241,894	2,276,953,641	51,638,697	-	5,909,647	45,729,050	2.01%	189
2019	244,056	2,286,166,528	48,254,376	-	6,805,198	41,449,178	1.81%	170
2020	245,191	2,349,992,652	44,710,054	-	6,054,734	38,655,320	1.64%	158
2021	243,446	2,202,052,148	41,060,496	-	5,528,143	35,532,353	1.61%	145
2022	243,446	2,214,956,938	37,132,910	-	4,332,299	32,800,611	1.48%	135

Notes:

- (1) Assessed value is net after homestead exemption and miscellaneous adjustments.
- (2) Louisiana Department of the Treasury (2022 population estimates remain unchanged due to the official estimate not being available).



Lafayette Consolidated Government
2023-24 Adopted Budget
Computation of Direct & Overlapping Debt
October 31, 2022
(Unaudited)

Governmental Unit	Debt Outstanding	Estimated Percentage Applicable	Amount Applicable to Primary Government
Direct:			
Lafayette Parish Government	\$ 37,132,910	100%	\$ 37,132,910
City of Lafayette	246,042,906	100%	246,042,906
Total Direct:	<u>283,175,816</u>		<u>283,175,816</u>
Overlapping:			
Lafayette Parish School Board	242,763,324	100%	242,763,324
Underlying:			
City of Broussard	16,429,014	5.86%	962,740
City of Carencro	14,160,000	4.43%	627,288
City of Scott	17,365,000	3.38%	586,937
Town of Youngsville	41,481,595	6.98%	2,895,415
Total Underlying:	<u>\$ 89,435,609</u>		<u>5,072,380</u>
Total overlapping debt			247,835,704
City of Lafayette/Lafayette Parish direct debt			<u>283,175,816</u>
Total Direct and Overlapping Debt			<u><u>\$ 531,011,520</u></u>
<u>Population (1)</u>			
City of Lafayette	132,892	54.59%	
City of Broussard	14,266	5.86%	
City of Carencro	10,784	4.43%	
Town of Duson	1,365	0.56%	
City of Scott	8,223	3.38%	
Town of Youngsville	16,989	6.98%	
Unincorporated Parish	58,927	24.21%	
Lafayette Parish	<u>243,446</u>		

The percentage of overlapping debt applicable is estimated using population. Application percentages were estimated by determining the portion of Municipalities population within the Parish's boundaries and dividing it by the Parish's total population.

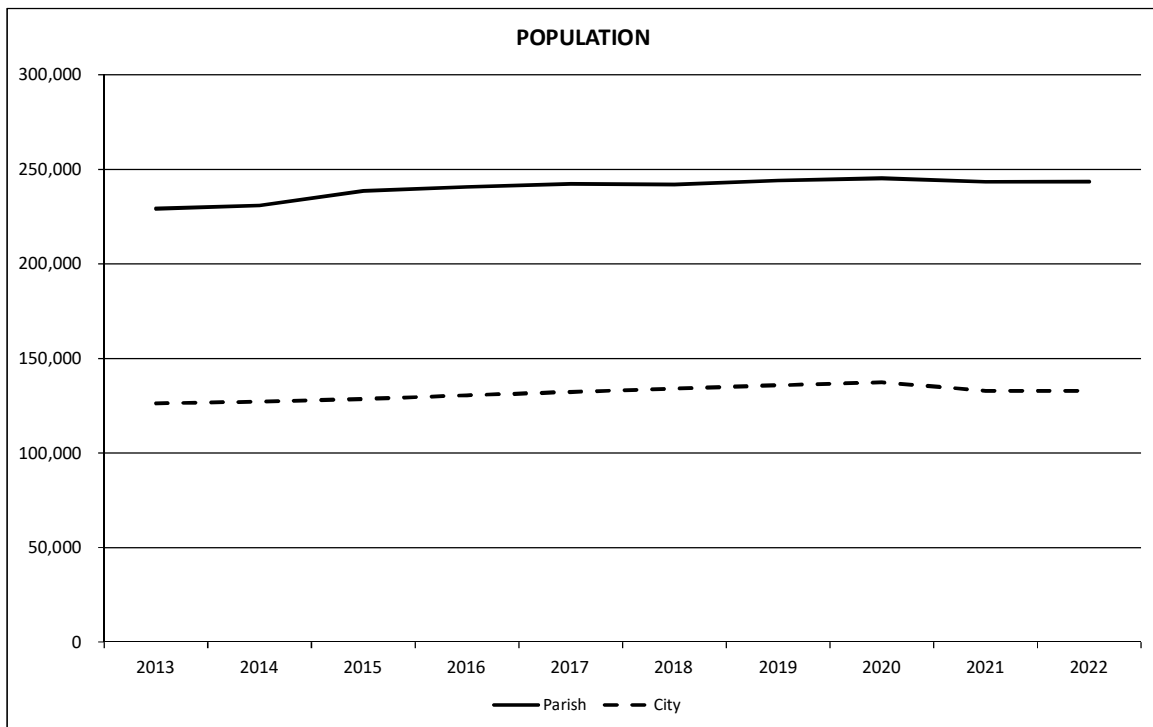
(1) Louisiana Department of Treasury (The 2022 estimates were not available; therefore the 2021 estimates were reported).



Fiscal Year	City of Lafayette			Lafayette Parish				Public Schools (3)
	Estimated Population (4)	Median Age (2)	Unemployment Rate (1)	Estimated Population (4)	Estimated Per Capita Income (5)	Median Age (2)	Unemployment Rate (1)	Enrollment
2013	126,227	34.5	3.3	229,080	49,026	34.1	3.2	30,583
2014	127,154	35.3	4.4	230,847	48,000	34.4	4.2	30,056
2015	128,551	35.4	5.7	238,586	51,545	34.6	5.6	29,986
2016	130,422	35.7	6.2	240,560	48,734	34.9	6.3	29,555
2017	132,272	35.8	5.5	242,231	44,347	34.9	5.5	29,612
2018	133,942	36.3	4.8	241,894	45,892	35.1	4.3	30,264
2019	135,737	37.4	4.7	244,056	50,273	36.2	4.3	30,348
2020	137,309	37.9	7.9	245,191	49,629	36.7	7.6	30,996
2021	132,892	35.6	3.7	243,446	52,507	35.8	3.4	31,403
2022	132,892	35.6	3.9	243,446	52,507	35.8	2.5	31,261

NOTES:

- (1) Louisiana Department of Labor
- (2) Lafayette Economic Development Authority
- (3) Louisiana Department of Education
- (4) Louisiana Department of the Treasury (2022 population estimates remain unchanged due to the official estimate not being available).
- (5) Bureau of Economic Analysis
- (6) Personal Income can be found on the Outstanding Debt by Type table.





**Lafayette Consolidated Government
2023-24 Adopted Budget
Principal Employers
Current & Nine Years Ago
(Unaudited)**

Employer	2022			2013		
	Employees	Rank	% of Total Employment	Employees	Rank	% of Total Employment
Ochsner Lafayette General	4,344	1	3.42%	2,684	2	1.92%
Lafayette Parish School System	4,198	2	3.30%	4,538	1	3.24%
Our Lady of Lourdes Regl Med	2,875	3	2.26%	1,493	9	1.07%
University of Louisiana-Lafayette	2,637	4	2.07%	1,956	6	1.40%
Lafayette Consolidated Government	2,478	5	1.95%	2,379	3	1.70%
Stuller Inc.	1,522	6	1.20%	-	-	-
Walmart Companies	1,354	7	1.07%	1,569	7	1.12%
Amazon	1,300	8	1.02%	-	-	-
LHC Group Inc	942	9	0.74%	-	-	-
Lafayette Parish Government (not part of LCG)*	848	10	0.67%	-	-	-
Wood Group Production Services	-	-	-	2,318	4	1.65%
Schlumberger	-	-	-	1,988	5	1.42%
Baker Hughes	-	-	-	1,523	8	1.09%
WHC Inc.	-	-	-	1,440	10	1.03%

Source: Lafayette Economic Development Authority

*Note: Lafayette Parish Government (not part of LCG) includes Clerk of Court, Assessor, and Sheriff's Offices.



Lafayette Consolidated Government
2023-24 Adopted Budget
Capital Asset Statistics by Function
Last Ten Fiscal Years
(Unaudited)

	Fiscal Year Ended October 31									
	2022	2021	2020	2019	2018	2017	2016	2015	2014	2013
Public Safety:										
Number of Police Stations	4	5	4	3	4	3	3	3	3	2
Number of Patrol Units	252	231	237	253	248	232	223	222	207	193
Number of Fire Stations	13	13	14	14	14	14	14	13	13	13
Number of Volunteer Fire Departments	7	7	7	7	7	7	7	7	7	7
Public Works:										
Miles of Streets	1,349	1,346	1,343	1,332	1,331	1,339	1,333	1,324	1,026	1,028
Miles of Drainage Coulees	871	871	871	871	871	871	950	950	944	850
Number of Bridges	198	262	261	400	392	392	392	392	392	392
Number of Street Lights	21,065	20,706	21,138	17,486	17,486	17,366	16,943	16,860	16,948	16,918
Parks and Recreation:										
Number of Community Centers	10	10	10	10	10	10	10	10	10	10
Number of Parks	27	27	35	35	35	35	35	35	35	35
Acres of Parks	1,155	1,201	1,314	1,314	1,314	1,314	1,314	1,292	1,292	1,292
Number of Golf Courses	3	3	3	3	3	3	3	3	3	3
Number of Swimming Pools	4	4	4	4	4	4	4	4	4	4
Number of Tennis Courts	53	49	55	55	55	55	55	55	55	55
Number of Ball Fields	85	69	113	113	113	113	113	120	120	120
Library:										
Number of Locations	9	9	9	9	9	9	9	9	10	10
Electric System:										
Miles of Transmission Lines	47	47	47	47	47	47	47	45	45	45
Miles of Distribution Lines	1,036	1,028	1,011	1,011	1,000	992	988	976	964	954
Sewerage System:										
Miles of Sanitary Sewers	701	688	692	673	665	659	649	649	637	621
Number of Treatment Plants	4	4	4	4	4	4	4	4	4	4
Water System:										
Miles of Water Mains	999	992	986	976	962	905	899	889	905	899
Number of Fire Hydrants	6,737	6,672	6,614	6,546	6,466	6,423	6,404	6,314	6,263	6,189

Source: Various LCG Departments

	Fiscal Year Ended October 31,				
	2022	2021	2020	2019	2018
General Government:					
Number of Commercial Construction Permits	27	32	35	47	41
Value of Commercial Construction Permits (1)	114,946	67,466	56,262	151,282	119,684
Number of Residential Construction Permits	700	992	717	511	571
Value of Residential Construction Permits (1)	180,344	260,518	203,608	140,515	151,186
Public Safety:					
Number of Police Personnel and Officers	320	323	327	334	332
Number of Physical Arrests	5,063	4,172	5,337	9,141	9,475
Number of Traffic Violations	13,774	13,025	15,022	13,713	15,915
Number of Parking Violations	5,737	5,585	4,599	8,786	13,727
Number of Fire Personnel and Officers	285	285	285	285	285
Number of Calls Answered (Fire Department)	9,312	9,856	8,585	8,653	8,359
Number of Fire Inspections Conducted	2,268	2,566	2,101	2,615	2,102
Library:					
Items Checked Out	1,848,685	1,906,403	1,941,346	2,341,408	2,225,960
Number of Reference Inquiries	132,482	133,508	122,080	150,203	154,681
Computer Uses	175,133	158,894	182,076	386,776	425,083
Visits to a Library	755,110	666,279	740,556	1,141,287	953,579
Electric System:					
Number of Meters in Service	77,308	70,096	69,364	68,495	67,243
Daily Average Consumption in Kilowatt Hours	5,429,540	5,368,120	5,252,163	5,491,260	5,566,705
Maximum Capacity of Plants in Kilowatts	200,000	200,000	200,000	200,000	200,000
Sewerage System:					
Number of Service Connections	47,115	46,380	45,942	45,436	45,034
Daily Average Treatment in Gallons	14,210,000	15,350,000	15,180,000	14,600,000	15,800,000
Maximum Daily Capacity of Treatment Plant in Gallons	18,500,000	18,500,000	18,500,000	18,500,000	18,500,000
Water System:					
Number of Service Connections	58,735	58,120	57,693	57,173	56,870
Daily Average Consumption in Gallons	23,000,000	23,000,000	22,824,000	19,420,000	20,125,000
Maximum Daily Capacity of Plant in Gallons	49,110,000	49,100,000	49,100,000	46,700,000	47,700,000

Notes:

(1) Reported In Thousands

Source: Various LCG Departments

Lafayette Consolidated Government
2023-24 Adopted Budget
Operating Indicators by Function
Last Ten Fiscal Years
(Unaudited)

Fiscal Year Ended October 31,				
2017	2016	2015	2014	2013
44	52	60	61	63
52,971	80,107	110,424	159,197	64,639
633	628	865	992	784
157,303	133,026	209,421	242,310	196,603
321	314	306	306	296
10,200	10,816	10,508	10,357	14,460
20,411	24,407	23,531	21,030	23,078
11,918	9,140	9,771	7,916	13,226
285	285	284	273	299
11,945	8,728	8,135	8,174	7,734
2,641	2,596	2,708	2,958	1,238
1,758,657	1,770,496	1,771,388	1,784,778	1,863,903
169,610	168,617	123,288	118,866	111,081
401,807	507,968	388,062	362,124	368,293
981,111	961,280	860,767	846,108	848,028
66,860	66,324	65,846	65,262	65,017
5,426,447	5,556,013	5,617,628	5,762,041	5,676,208
200,000	485,000	485,000	485,000	485,000
44,269	43,521	43,949	43,068	42,476
16,800,000	15,720,000	16,500,000	15,010,000	14,950,000
18,500,000	18,500,000	18,500,000	18,500,000	18,500,000
56,475	56,055	55,554	55,066	54,405
22,258,000	21,740,000	22,900,000	22,000,000	22,000,000
55,240,000	50,600,000	50,900,000	51,000,000	50,000,000