


Comprehensive Annual Financial Report

For the year ended October 31, 2014



Lafayette Consolidated Government
The consolidated government of the city of
Lafayette and the parish of Lafayette, Louisiana

COMPREHENSIVE ANNUAL FINANCIAL REPORT



Lafayette

Innovation with an accent.

Lafayette City-Parish Consolidated Government
Lafayette, Louisiana

For the Fiscal Year Ended
October 31, 2014

Prepared by: Office of Finance & Management
Lorrie R. Toups, CPA, Chief Financial Officer

LAFAYETTE CITY-PARISH CONSOLIDATED GOVERNMENT

Lafayette, Louisiana

Comprehensive Annual Financial Report

For the Fiscal Year Ended October 31, 2014

TABLE OF CONTENTS

	<u>Page(s)</u>
I. Introductory Section	
Letter of Transmittal.....	vii-xiv
Listing of Principal Elected and Administrative Officials.....	xv
Organizational Chart.....	xvi
Office of Finance & Management Organizational Chart.....	xvii
II. Financial Section	
Independent Auditors' Report.....	1-3
Management's Discussion and Analysis.....	4-14
Basic Financial Statements	
Government-Wide Financial Statements	
Statement of Net Position.....	15
Statement of Activities.....	16
Fund Financial Statements	
Governmental Funds:	
Balance Sheet.....	17
Reconciliation of the Governmental Funds Balance Sheet to the Statement of Net Position.....	18
Statement of Revenues, Expenditures, and Changes in Fund Balances.....	19
Reconciliation of the Statement of Revenues, Expenditures, and Changes in Fund Balances of Governmental Funds to the Statement of Activities.....	20
Proprietary Funds:	
Statement of Net Position.....	22-23
Reconciliation of the Proprietary Funds Statement of Net Position to the Statement of Net Position.....	24
Statement of Revenues, Expenses, and Changes in Fund Net Position.....	25
Reconciliation of the Statement of Revenues, Expenses, and Changes in Fund Net Position of Proprietary Funds to the Statement of Activities.....	26
Statement of Cash Flows.....	27-28
Fiduciary Funds:	
Statement of Fiduciary Net Position.....	30
Statement of Changes in Fiduciary Net Position.....	31
Discretely Presented Component Units:	
Combining Statement of Net Position.....	32
Combining Statement of Activities.....	33
Notes to the Basic Financial Statements Index.....	35
Notes to the Basic Financial Statements	36-86

LAFAYETTE CITY-PARISH CONSOLIDATED GOVERNMENT

Lafayette, Louisiana

Comprehensive Annual Financial Report

For the Fiscal Year Ended October 31, 2014

TABLE OF CONTENTS

	<u>Page(s)</u>
Required Supplementary Information	
Combined Budgetary Comparison Schedule – General Fund.....	87
Schedule of Funding Progress	88
Other Supplementary Information	
General Funds:	
Combining Balance Sheet	89
Combining Statement of Revenues, Expenditures, and Changes in Fund Balances.....	90
Budgetary Comparison Schedule – City of Lafayette.....	91
Budgetary Comparison Schedule – Detail of Expenditures: City of Lafayette.....	92-103
Budgetary Comparison Schedule – Lafayette Parish.....	104
Budgetary Comparison Schedule – Detail of Expenditures: Lafayette Parish.....	105-108
Nonmajor Governmental Funds:	
Combining Balance Sheet - By Fund Type.....	109
Combining Statement of Revenues, Expenditures, and Changes in Fund Balances.....	110
Special Revenue Funds -	
Fund Descriptions.....	111-113
Combining Balance Sheet	114-119
Combining Statement of Revenues, Expenditures, and Changes in Fund Balances.....	120-125
Schedule of Revenues, Expenditures, and Changes in Fund Balances - Budget to Actual:	
Road and Bridge Maintenance.....	126
Parishwide Drainage Maintenance.....	127
Adult Correctional Facility Maintenance.....	128
Courthouse and Jail Maintenance.....	129
Juvenile Detention Home Maintenance.....	130
Health Unit Maintenance.....	131
Mosquito Abatement and Control.....	132
Lafayette Parish Public Library.....	133
Municipal Transit System.....	134
Recreation and Parks.....	135
Golf Courses.....	136
Natural History Museum and Planetarium.....	137
Heymann Performing Arts Center.....	138

LAFAYETTE CITY-PARISH CONSOLIDATED GOVERNMENT

Lafayette, Louisiana

Comprehensive Annual Financial Report

For the Fiscal Year Ended October 31, 2014

TABLE OF CONTENTS

	<u>Page(s)</u>
Parking Program.....	139
Codes and Permits.....	140
Coroner's Expense.....	141
War Memorial.....	142
Criminal Court.....	143
Criminal Justice Support Services.....	144
Justice Department Federal Equitable Sharing.....	145
Traffic Safety.....	146
Narcotics Seized/Forfeited Property.....	147
1961 Sales Tax Trust.....	148
1985 Sales Tax Trust.....	149
TIF Sales Tax Trusts.....	150
Community Development Grants.....	151
Federal Transportation and Planning Grants.....	152
Other Federal Grants.....	153
Other State Grants.....	154
 Debt Service Funds -	
Fund Descriptions.....	155
Combining Balance Sheet.....	156-157
Combining Statement of Revenues, Expenditures, and Changes in Fund Balances.....	158-159
Schedule of Revenues, Expenditures, and Changes in Fund Balances - Budget to Actual:	
1961 Sales Tax Bonds Sinking Fund.....	160
1961 Sales Tax Bonds Reserve Fund.....	161
1985 Sales Tax Bonds Sinking Fund.....	162
1985 Sales Tax Bonds Reserve Fund.....	163
Contingencies Sinking Fund.....	164
Certificates of Indebtedness, Series 2011 Sinking Fund.....	165
Limited Tax Series 2012 Refund Bond Sinking Fund.....	166
 Capital Projects Funds -	
Fund Descriptions.....	167
Combining Balance Sheet.....	168
Combining Statement of Revenues, Expenditures, and Changes in Fund Balances.....	169
Schedule of Expenditures Compared to Capital Budget:	
1961 City Sales Tax Bond Construction.....	170-171
1985 City Sales Tax Bond Construction.....	172
1999 Certificates of Indebtedness Construction.....	173
Parish Library General Obligation Bond Construction.....	174
Parish General Obligation Bond Construction.....	175

LAFAYETTE CITY-PARISH CONSOLIDATED GOVERNMENT

Lafayette, Louisiana

Comprehensive Annual Financial Report
For the Fiscal Year Ended October 31, 2014

TABLE OF CONTENTS

Table with 3 columns: Description, Page(s), and Table. Includes sections for Nonmajor Enterprise Funds, Internal Service Funds, and Nonmajor Component Units.

III. Statistical Section (Unaudited)

Table with 3 columns: Description, Page(s), and Table. Lists statistical sections such as Statistical Section Index, General Governmental Revenues by Source, and Property Tax Rates.

LAFAYETTE CITY-PARISH CONSOLIDATED GOVERNMENT

Lafayette, Louisiana

Comprehensive Annual Financial Report
For the Fiscal Year Ended October 31, 2014

TABLE OF CONTENTS

Table with 3 columns: Description, Page(s), and Table. Includes items like Ratio of Net General Obligation Debt to Assessed Value and Net General Obligation Debt per Capita, Last Ten Fiscal Years (222, XVII), Computation of Direct and Overlapping Debt (223, XVIII), Ratio of Sales Taxes Debt Coverage, Last Ten Fiscal Years (224, XIX), Ratio of Annual Debt Service Expenditures for General Bonded Debt to Total General Expenditures, Last Ten Fiscal Years (225, XX), Revenue Bond Coverage-Electric, Water, and Sewer Bonds, Last Ten Fiscal Years (226, XXI), Revenue Bond Coverage-Communications System, Last Ten Fiscal Years (227, XXII), Demographic Statistics, Last Ten Fiscal Years (228, XXIII), Principal Employers, Current and Nine Years Ago (229, XXIV), Special Assessment Billings & Collections, Last Ten Fiscal Years (230, XXV), Budgeted Position Employees By Fund/Department, Last Ten Fiscal Years (232-233, XXVI), Operating Indicators by Function, Last Ten Fiscal Years (234-235, XXVII), Capital Asset Statistics by Function, Last Ten Fiscal Years (236, XXVIII).

IV. Single Audit Section

Table with 2 columns: Description and Page(s). Includes items like Independent Auditors' Report on Internal Control Over Financial Reporting and on Compliance and Other Matters Based on an Audit of Financial Statements Performed in Accordance with Government Auditing Standards (237-238), Independent Auditors' Report on Compliance for Each Major Program and on Internal Control Over Compliance Required by OMB Circular A-133 (239-241), Schedule of Expenditures of Federal Awards (242-245), Notes to the Schedule of Expenditures of Federal Awards (246), Schedule of Findings and Questioned Costs (247-249), Summary Schedule of Current and Prior Year Audit Findings and Management's Corrective Action Plan (250-255).

Introductory Section

April 24, 2015

City-Parish President Joey Durel
Members of the Council
Citizens of Lafayette Parish, Louisiana

Dear City-Parish President and Members of the Council:

Pursuant to Louisiana State Statutes and the Home Rule Charter, I am pleased to submit the Comprehensive Annual Financial Report (CAFR) for Lafayette Consolidated Government for the fiscal year ended October 31, 2014. The Home Rule Charter requires that the Council provide an annual independent post fiscal year audit and such additional audits as it deems necessary, of the accounts and other evidence of financial transactions of the City-Parish Government including those of all City-Parish Government departments, offices, or agencies. The Council shall designate an independent auditor to make such audits.

The Accounting Division of the City-Parish Office of Finance and Management prepared this report in accordance with generally accepted accounting principles (GAAP). We believe the data, as presented, is accurate in all material respects; that it is presented in a manner designed to set forth fairly the financial position and results of operations of the City-Parish as measured by the financial activities of its various funds and the entity-wide presentation and that disclosures necessary to enable readers to gain an understanding of City-Parish financial affairs have been included. Responsibility for the accuracy of the presented data and the completeness and fairness of the presentation, including all disclosures, rests with the local government.

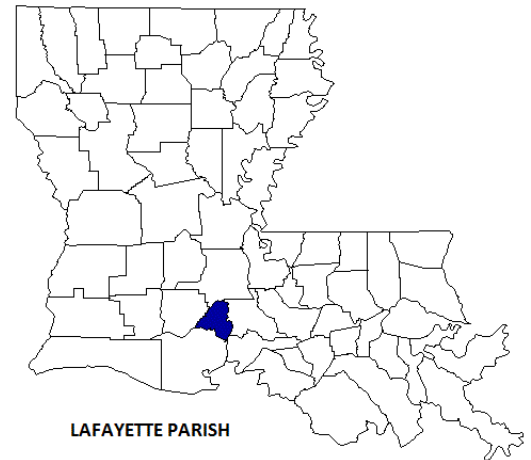
Lafayette City-Parish Consolidated Government's financial statements have been audited by Kolder, Champagne, Slaven & Company, LLC, a firm of licensed, independent, certified public accountants designated by the Council. The goal of the independent audit was to provide reasonable assurance that the financial statements are free of material misstatement. The independent audit involved examining, on a test basis, the evidence supporting the amounts and the disclosures in the financial statements; assessing the accounting principles used and significant estimates made by management; and evaluating the overall financial statement presentation. The independent auditors concluded, based upon the audit, that there was a reasonable basis for rendering an unmodified opinion that Lafayette Consolidated Government's financial statements for the fiscal year ended October 31, 2014 are fairly presented in conformity with GAAP. The independent auditors' report is presented as the first document of the Financial Section of this report.

Lafayette Consolidated Government (LCG) is required to undergo an annual single audit in conformance with the provisions of the Single Audit Act and the U.S. Office of Management and Budget's Circular A-133, Audits of States, Local Governments, and Non-Profit Organizations. Information related to this single audit including the Schedule of Expenditures of Federal Awards, findings and recommendations, and the independent auditors' reports on the internal control structure and compliance with applicable laws and regulations is presented immediately following the Statistical Section of this report.

Management's Discussion and Analysis (MD&A) immediately follows the independent auditors' report and provides a narrative introduction, overview, and analysis of the basic financial statements. This letter of transmittal is designed to complement the MD&A and should be read in conjunction with it.

Profile of the Government

The City of Lafayette, Louisiana is the parish seat of the Parish of Lafayette. The 2013 estimated population of the City is 126,227 and the Parish is 229,080. The region was settled in 1763 by exiled Acadians from Nova Scotia (commonly called Cajuns). The Parish was created on January 17, 1823 and covers a total of 277 square miles. The City of Lafayette was originally founded as Vermilionville in 1821 and later renamed Lafayette in 1884. The City was incorporated in 1914. The Parish is located in the heart of Acadiana, an eight (8) parish area in the center of Southern Louisiana between New Orleans and Houston. French, Creole, and Acadian culture, handwork and traditions are very much in evidence in and around the region and both French and English languages are still spoken. An estimated 14.37% of the Parish population speaks both French and English.



The Governing Authority of LCG is the Lafayette City-Parish Consolidated Council, consisting of nine (9) members elected from nine (9) single member districts. The LCG chief executive is the City-Parish President. LCG's governance structure is by the Home Rule Charter which, in its current form, was voted on by the citizenry in 1992. Although the governments were consolidated in 1996, the Home Rule Charter states that "The City of Lafayette shall continue to exist as a legal entity... and shall exercise all powers granted by general state law and the state constitution for municipalities of the same population class." Tax rates vary between the various municipalities and the unincorporated areas; therefore, after consolidating administration and operations of the two governments, LCG continues to maintain separate accounts for the City of Lafayette and Parish of Lafayette funds.

Lafayette Consolidated Government provides a wide range of services including public safety, highways and streets, sanitation, airports, transportation, recreational activities, general administration functions and others. It also provides fiber optic networking services through LUS Fiber. Lafayette Utilities System, a department of LCG, provides electric, water, and wastewater services.

Mission Statement

The mission of Lafayette Consolidated Government is to enhance the quality of life of our community by providing high-quality; cost-effective services that meet the needs and expectations of the public.

Accomplishments

- The Office of Finance and Management earned LCG's first Government Finance Officers Association Outstanding Budget Award for the FY2014 Budget Document.
- In 2014, Lafayette was named the "Happiest City" by *The Wall Street Journal's* "Market Watch."
- In a June 2014 review of Lafayette Parish General Obligation Bonds, Moody's Investors confirmed the bond's current rating of Aa2, while Standard & Poor's upgraded the issue to an AA rating.
- The Department of Community Development's Housing Services addressed the challenges of home preservation and helped 11 families avoid foreclosure and remain in their homes and assisted 12 families in overcoming credit and economic barriers to achieve home ownership status.

- In February 2014, after an exhaustive inspection and evaluation by PIAL (Property Insurance Association), the Lafayette Fire Department maintained the community's Fire Rating of 2. The Fire Rating, formally called the Public Protection Classification (PPC) program, is conducted by PIAL every five (5) years. Within the PPC, there is a fire suppression rating schedule that places a grade on communities from a class 1 to 10, with 1 being the best. There are three components to the fire suppression rating schedule: Communications, Fire Department, and Water Supply. The Fire Department has demonstrated above average proficiency in all three areas.
- The Lafayette Police Department was recognized by the Louisiana Highway Safety Commission as one of the top law enforcement agencies in the state for proactive efforts to curtail drunk and/or impaired drivers.
- The Lafayette Public Library continues to grow and provide enhanced services such as eBooks, technology training, additional programs for children, teens, and adults, and upgrades to computers and Wi-Fi access. Construction has begun on the 15,200 square foot East Regional Library. This library will serve all of the citizenry in the southeastern part of Lafayette Parish. In addition to new spaces and services, the main library is scheduled to re-open in late spring 2015 after being closed for major renovations in 2011.
- LUS continues to provide its customers with the highest reliability for electric services in the state, in terms of the fewest and the shortest power outages.
- Commercial development projects completed and opened in 2014 include Rouses on Johnston Street, Whole Foods, Mellow Mushroom and Lafayette General Medical Center.
- The Department of Public Works completed the Doucet Road widening project and Girard Park improvements.

Budgetary Control

The fiscal year for Lafayette Consolidated Government is November 1 through October 31. The Home Rule Charter requires that at least ninety days prior to the beginning of each fiscal year, an operating budget and a capital improvement budget be submitted to the Council. The Council then publishes a public hearing notice at least ten (10) days prior to the date the budget is presented to the public for a formal public hearing. The notice is required to include a general summary of the proposed budget, the times and places where copies of the budget are available for public inspection, and the location, date, and time of the public hearing.

The annual budget serves as a policy document, a financial plan, an operations guide, and a communications device for the consolidated government. It is the foundation for LCG's allocation of resources toward service delivery plans for the coming fiscal year. The budget is reported using the current financial resources measurement focus and is consistent with generally accepted accounting principles as applied to governmental units. Appropriations define the cash limits that cannot be exceeded. No reference is given to when revenues are earned or expenses are incurred. For budgetary purposes, these items are only recognized when received or paid. Non-cash items such as depreciation and amortization are not budgeted.

Conversely, the government-wide, proprietary and fiduciary fund financial statements are reported using the economic resources measurement focus and the modified accrual basis of accounting. Revenues are recorded when earned and expenses are recorded when a liability is incurred, regardless of the timing of related cash flows. Nonexchange transactions, in which the government gives (or receives) value without directly receiving (or giving) equal value in exchange, include property taxes, grants, and entitlements. On an accrual basis, property taxes are recognized in the year for which the taxes are levied. Revenue from grants, entitlements, and donations are recognized in the fiscal year in which all eligibility requirements have been satisfied.

Local Economy

The business base of the parish includes energy services, manufacturing, health care, transportation and distribution, education, information technology, finance, tourism, and other service-related industries. Lafayette ranks as the eighth (8th) best manufacturing city in the U.S. in a recent analysis completed by New Geography. The population in Lafayette's trade market is over 600,000 with over one million tourists visiting the area each year. More than twenty percent of the dollars spent in the parish come from visitors outside the parish borders.

Sales taxes make up one of the largest parts of local revenues and are usually restricted (dedicated) to specific uses by the voters. Currently residents are charged a total of eight percent (8%) sales tax. Lafayette Consolidated Government has a two percent (2%) general sales and use tax for the City of Lafayette and a one percent (1%) general sales and use tax for the Parish Government. In 2014, total retail sales reached \$6.02 billion, the highest year on record.

Proceeds of the 1961 one percent (1%) general sales and use tax levied by the City of Lafayette are dedicated to capital improvements such as street improvements, building construction, drainage, and any other work of permanent public improvement. Proceeds of the 1985 one percent (1%) general sales and use tax levied by the City of Lafayette are dedicated to capital improvements for streets and drainage. Both the 1961 and 1985 general sales and use taxes are dedicated to supplementing the revenues of the City's General Fund after providing the debt service on outstanding bonds, provided that such an amount cannot exceed 35% of the annual sales tax revenues.

Lafayette Parish is authorized by the voters of the parish to levy and collect one percent (1%) general sales and use tax on a parish-wide basis except for territory located within the boundaries of any incorporated municipality situated within the Parish. The net proceeds of the sales tax are deposited in the Parish General Fund for general expenditures.

Between 2013 and 2014 total sales tax revenues increased by \$3,805,927. Gains made in sales tax revenues in 2013 and 2014 were mainly due to an increased population and continued commercial development. The five (5) year trend for sales tax at the fund level has been as follows:

Year	City-1961	City-1985	Parish	TIF MM101	TIF MM103	Total
2010	\$36,745,809	\$31,067,606	\$4,965,904	\$240,483	\$555,803	\$73,575,605
2011	\$38,183,698	\$32,509,068	\$5,574,284	\$175,323	\$805,735	\$77,248,108
2012	\$40,814,786	\$34,659,644	\$6,101,929		\$1,117,970	\$82,694,329
2013	\$42,304,925	\$36,014,309	\$6,363,562		\$1,156,773	\$85,839,569
2014	\$44,212,574	\$37,532,841	\$6,675,866		\$1,224,215	\$89,645,496

For further information regarding sales taxes, please refer to our Statistical Section that immediately follows the Financial Section of this report.

Forbes Magazine lists Lafayette as the 27th overall city in the 2014 Best Cities for Jobs list, and ranked 5th in mid-sized communities. Lafayette was also ranked as the fifth (5th) best mid-sized city and the seventh (7th) best Southern city in Area Development's 2014 Leading Locations list for economic and job growth. Overall, Lafayette ranked 17th among the 379 metropolitan areas surveyed for the list. The rankings are based on 21 economic and workforce indicators. The unemployment rate in January 2015 was 5.5%, below the national average of 5.7%. The per capita income is \$51,656 with an average single family home price of \$214,101. The overall cost of living is 2.1%, below the national average.

Major Initiatives

In 2014, ***PlanLafayette***, a comprehensive master plan for Lafayette Consolidated Government was adopted. The planning process began with the execution of a contract with a nationally recognized planning firm, Wallace, Roberts and Todd at the beginning of 2012. ***PlanLafayette*** is a long-range plan or “guide book” for the growth, development, and redevelopment of Lafayette. It is called comprehensive because it is based on community research and trends and coordinates the efforts of many different aspects of community building, such as land use and transportation. It is a vision for the future which plans for a twenty-year time horizon.

PlanLafayette was developed with the guidance of a professional planning team, but it is the community’s plan. It was driven by public input at every step, culminating in approximately 7,000 points of public contact. ***PlanLafayette*** was championed by community members represented in a committed group of people, the Comprehensive Plan Citizens Advisory Committee (CPCAC). ***PlanLafayette*** has already begun to be implemented, starting with a restructuring of how LCG does short-term and long-term planning. This included the creation of the Chief Development Officer position, folding planning functions of the former Traffic and Transportation Department into the newly named Planning, Zoning, and Development Department, and the reorganization of long-range planning staff in order to add more resources to the implementation effort. The ***PlanLafayette*** office now has six (6) staff members that are dedicated to implementing the plan.

PlanLafayette consists of many goals, policies, and actions; most can be traced back to a handful of overarching themes, most of which originate from the community’s vision, namely our aspirations to enhance the places where we live, work and play; support and attract businesses and promote entrepreneurship, strengthen the image we project; maintain our economic competitiveness; and do all these things in a fiscally efficient manner, leveraging our assets and turning challenges into opportunities.

Implementation of the plan requires ongoing coordination between departments and communication with the public. The Unified Development Code will be crucial in implementing ***PlanLafayette***, but so will aligning our priorities across departments and within the budgetary process. Over the next few years, the community will begin to see plan priorities reflected in the Capital Improvement Program. Also, departmental operations and maintenance budgets will be measured by performance indicators that will gauge plan success.

Project Front Yard is an initiative which brings together government, business, education, and the media to address what our community looks like. Its mission is to build awareness and stimulate improvement of the face of Lafayette. Initiatives under ***Project Front Yard*** include revitalization of gateways, improved streetscapes, litter removal and prevention, public art, river cleanup, and more.

LUS Fiber is the area’s only 100% community owned fiber optic network offering telephone, cable, and internet services to the home and local businesses. In 2014, LUS Fiber was recognized by Open Technology Institute for offering the “Fastest Internet in the World” tied with only six other cities, including Tokyo, Seoul, Hong Kong and three cities in North America. As a start-up company serving its first customer in 2009, it has made significant financial strides in a short amount of time by becoming cash positive in fiscal year 2013. LUS Fiber achieved more than \$32 million in revenues in 2014, while offering expanded services to more customers and helping attract new businesses and healthy growth.

Relevant Financial Policies

Fund/Department Structure

The fund structure for Lafayette Consolidated Government is especially complex. City and Parish funds are accounted for separately due to the source of revenue and authority granted by the voters of both the City and Parish. There are two (2) general funds: one for the City and one for the Parish. Combined, there are over fifty general governmental funds (special revenue, debt service, and capital projects), four (4) internal service funds, and six (6) business type funds.

Investment Management

The Cash Management Rules and Guidelines of LCG address the following areas:

- Scope, Prudence, and Objectives
- Delegation of Authority
- Authorized Financial Dealers and Institutions and Diversification in Authorized and Suitable Investments
- Collateralization
- Safekeeping and Custody

It is the policy of LCG to invest public funds in a manner which conforms to existing Louisiana State Statutes governing the investment of public funds and the LCG Home Rule Charter while receiving a maximum rate of return. The LCG Investment policy has the following objectives: safety, liquidity, yield, and public trust. Authorized security purchases include:

- U.S. Treasury Bills, Notes, and Bonds with maturities not to exceed two years.
- Federal agency and instrumentality coupon debentures and discount notes with maturities not to exceed two years-limited to Federal Home Loan Bank, Federal National Mortgage Association, Federal Farm Credit Bank, and Federal Home Loan Mortgage Corporation.
- Repurchase agreements with a maturity not to exceed six months on the above securities collateralized at a minimum of 102 percent of the purchase price of the repurchase agreement.
- The purchase of any securities listed in the first two bullets in excess of two years must be pre-approved in writing by the Chief Financial Officer.

Fund Balance Policy

Governmental Funds report the difference between their assets and liabilities as fund balance. Under Generally Accepted Accounting Principles (GAAP), fund balance is divided into two major components; Nonspendable and Spendable. Nonspendable is that portion of fund balance that is not available for appropriation because the assets it represents are not in a spendable form, such as inventory. Spendable Fund Balance is further broken down into four categories; restricted, committed, assigned, and unassigned. It is the unassigned portion of fund balance that can be appropriated without external or internal restrictions. It is the intent of LCG administration to maintain its unassigned fund balances for the City General Fund and Parish General Fund at 20% and 10% of the total funds' operating expenses, respectively. The City General Fund is the main governmental operating fund of LCG. Often, conservative budgeting practices result in increases to the unassigned fund balance of the City General Fund; therefore, in budget years where excess unassigned fund balance is available and a use of fund balance is considered, 10% of total City General Fund balance may be used for recurring operating expenditures and 30% of total City General Fund balance may be used for one-time expenses, insofar as the projected ending fund balance meets the maintenance level of 20%.

Debt Policy

LCG's debt is issued primarily as a financing tool for infrastructure (such as streets, drainage, and utilities) and infrastructure improvements. A careful balance between debt financed projects and pay-as-you-go capital projects is maintained. Capital projects that may be funded by debt are evaluated within the context of LCG's long range capital plan and debt is only issued after careful consideration of current debt levels, economic conditions, the availability of alternative funding sources, and key debt and liquidity ratios. Bond covenants require that the average annual revenues for the City of Lafayette sales tax collections for the two (2) most recent fiscal years must equal or exceed 1.5 times the highest combined principal and interest requirements for any succeeding fiscal year on all City Sales Tax bonds outstanding. It is the administration's policy to maintain a higher City Sales Tax ratio of 2.0.

Louisiana Revised State Statutes limit the Parish's General Obligation bonded debt for other purposes to 10% of the assessed valuation of the taxable property for a single purpose with no limit on the number of purposes. The City may issue general obligation bonded debt in excess of 10% of the assessed valuation of the taxable property for any single purpose provided that the aggregate for all such purposes (determined at the time of issuance of the bonds) does not exceed 35% of the assessed valuation of the taxable property of the City.

Compliance with all bond covenants, bond ordinances, contracts etc. are monitored. Additionally, required financial data and event information are uploaded to the Electronic Municipal Market Access (EMMA), which is the official repository for information on virtually all municipal bonds.

Revenue Policy

LCG endeavors to have a diversified and stable revenue system to protect against unforeseeable short-term fluctuations in any one revenue source. Revenue forecasts are based on the best information available and take into consideration historical trends, current economic factors (such as property assessments and retail sales trends), and revenue shortfalls, adjustments in budgeted expenditures are made to compensate. LCG establishes and monitors user fees and charges based on the cost of services and community benefit. Services may be subsidized as the Council deems necessary. The use of one-time revenues or those of an unpredictable nature to fund on-going expenditures is discouraged. LCG pursues alternate methods of financing such as federal and state grants and intergovernmental agreements.

Expenditure Policy

All department directors share in the responsibility of looking at and understanding LCG's long-term financial viability, the general spending trends of their respective departments, the projected departmental revenues, and educating themselves and their staff on the necessary short and long-term balance between revenues and expenses. Departmental budgets are submitted to the administration with these responsibilities in mind and budgets are typically zero-based or status quo with little or no increase to expenditures contemplated. As the administration evaluates budgetary requests, higher priority is given to the payment of bonds, notes, contracts, accounts payable, and other monetary liabilities. An appropriate balance between these priorities and the dollars provided towards the assurance of good management and legal compliance is strived for.

Capital Improvements

LCG maintains a five-year Capital Improvement Plan (including anticipated funding sources) which is updated annually and is approved by the Council during the budget process. Capital improvement projects are defined as infrastructure, equipment purchases, or construction that results in a capitalized asset and having a useful life of more than one (1) year.

In addition to a five-year Capital Improvement Plan, Section 5-05 of the Home Rule Charter requires that a Capital Improvement budget must include the estimated annual cost of operating and maintaining the capital improvement to be constructed or acquired.

Proposed capital projects are reviewed by departmental directors, staff, and administration. Priority of projects is based on financial sources available and/or debt considered and overall consistency with LCG's goals and objectives.

Long-term Financial Planning

The City of Lafayette, through the Lafayette Public Power Authority (LPPA), acquired a 50 percent ownership interest in a fossil fuel steam electric generating unit known as Rodemacher Unit 2 ("Unit 2"). The output of Unit 2 is sold by LPPA to the City in accordance with a long-term power sales contract, whereby LPPA agreed to sell and the City agreed to purchase LPPA's share of the power and energy produced by Unit 2. The contract expires August 31, 2047. Payments under the contract are specified to be sufficient to pay all costs of LPPA in connection with Unit 2, including LPPA's share of operation and

maintenance of Unit 2, debt service requirements, and all other financial obligations of LPPA's share of Unit 2. These obligations are payable as an operating expense of the Utilities System fund and payable solely from the revenues of the Utility System. Expenses related to fuel, purchased power and associated cost are recovered through a fuel charge established by the director of the Utilities System. The payments to LPPA are required to be made whether or not Unit 2 is operating or inoperable.

Acknowledgements

The preparation of this report on a timely basis could not have been accomplished without the dedicated services of a highly trained and qualified staff. I also would like to acknowledge the thorough, professional, and timely manner in which the audit was conducted by our independent auditors Kolder, Champagne, Slaven, & Company, LLC.

In addition, we express our appreciation to the City-Parish President Mr. Joey Durel and the Members of the Council for their interest and support in planning and conducting the financial affairs of the City-Parish in a responsible and progressive manner during their terms in office.

Respectfully Submitted,



Lorrie R. Toups, CPA
Chief Financial Officer
Office of Finance & Management

Lafayette City-Parish Consolidated Government
Lafayette, Louisiana

Comprehensive Annual Financial Report
For the Fiscal Year Ended October 31, 2014

Listing of Principal Elected and Administrative Officials

Principal Elected Officials

L.J. “Joey” Durel, Jr.
City-Parish President

Members of City-Parish Council

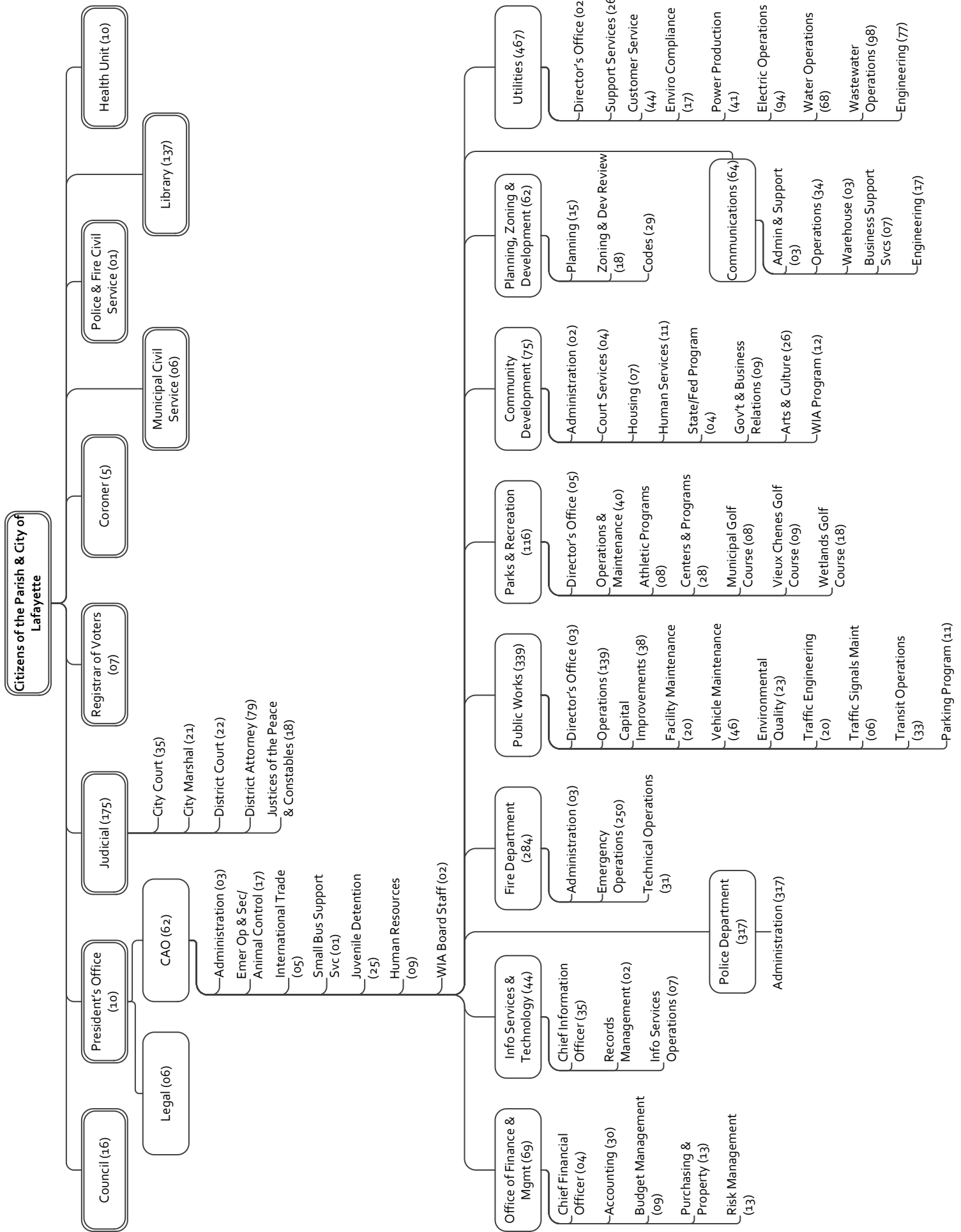
Kevin Naquin	District 1
Jay Castille	District 2
Brandon Shelvin	District 3
Kenneth P. Boudreaux	District 4
Jared Bellard	District 5
Andre “Andy” Naquin	District 6
Donald L. Bertrand	District 7
Keith Patin	District 8
William G. Theriot	District 9

Principal Administrative Officials

Dee Stanley
Chief Administrative Officer

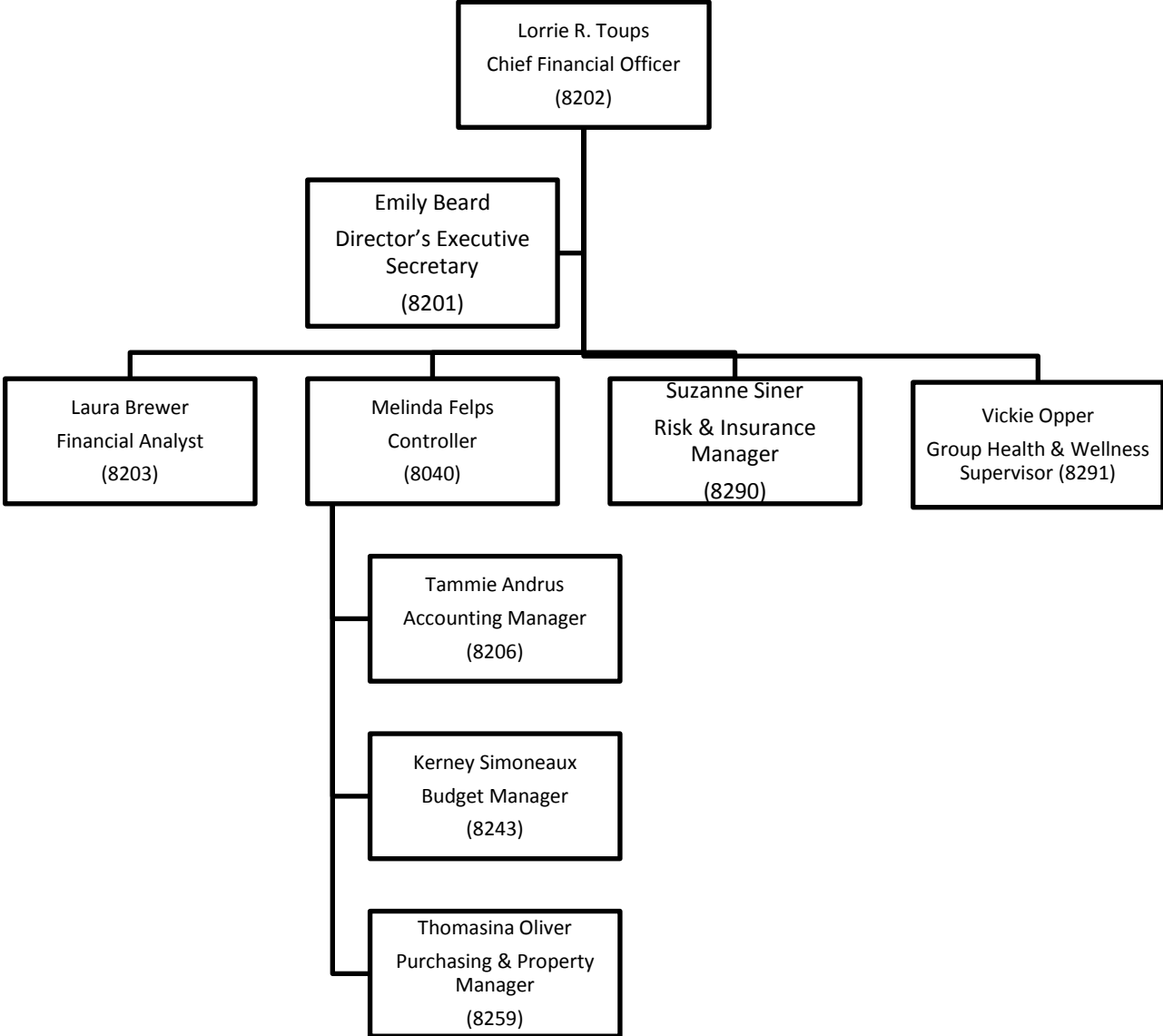
Lorrie R. Toups, CPA
Chief Financial Officer

Michael D. Hebert
City-Parish Attorney



Lafayette City-Parish Consolidated Government

Office of Finance and Management



Financial Section

KOLDER, CHAMPAGNE, SLAVEN & COMPANY, LLC

CERTIFIED PUBLIC ACCOUNTANTS

OFFICES

C. Burton Kolder, CPA*
Russell F. Champagne, CPA*
Victor R. Slaven, CPA*
Gerald A. Thibodeaux, Jr., CPA*
Robert S. Carter, CPA*
Arthur R. Mixon, CPA*
Brad E. Kolder, CPA, JD*
Stephen J. Anderson, CPA*
Penny Angelle Scruggins, CPA
Christine C. Doucet, CPA
Wanda F. Arcement, CPA, CVA
Bryan K. Joubert, CPA
Matthew E. Margaglio, CPA

Casey L. Ardoin, CPA
Allen J. LaBry, CPA
Albert R. Leger, CPA,PFS,CSA*
Marshall W. Guidry, CPA
Stephen R. Moore, Jr., CPA,PFS,CFP®,ChFC®*
James R. Roy, CPA
Robert J. Metz, CPA
Alan M. Taylor, CPA
Kelly M. Doucet, CPA
Mandy B. Self, CPA
Paul L. Delcambre, Jr., CPA
Jane R. Hebert, CPA
Deidre L. Stock, CPA
Karen V. Fontenot, CPA

* A Professional Accounting Corporation

183 South Beadle Rd.
Lafayette, LA 70508
Phone (337) 232-4141
Fax (337) 232-8660

450 East Main Street
New Iberia, LA 70560
Phone (337) 367-9204
Fax (337) 367-9208

113 East Bridge St.
Breaux Bridge, LA 70517
Phone (337) 332-4020
Fax (337) 332-2867

200 South Main Street
Abbeville, LA 70510
Phone (337) 893-7944
Fax (337) 893-7946

1234 David Dr. Ste 203
Morgan City, LA 70380
Phone (985) 384-2020
Fax (985) 384-3020

1013 Main Street
Franklin, LA 70538
Phone (337) 828-0272
Fax (337) 828-0290

434 East Main Street
Ville Platte, LA 70586
Phone (337) 363-2792
Fax (337) 363-3049

133 East Waddil St.
Marksville LA 71351
Phone (318) 253-9252
Fax (318) 253-8681

332 West Sixth Avenue
Oberlin, LA 70655
Phone (337) 639-4737
Fax (337) 639-4568

1428 Metro Drive
Alexandria, LA 71301
Phone (318) 442-4421
Fax (318) 442-9833

WEB SITE
WWW.KCSRCPAS.COM

Retired:
Conrad O. Chapman, CPA* 2006

INDEPENDENT AUDITORS' REPORT

To the Lafayette City-Parish
Council of Lafayette, Louisiana

Report on the Financial Statements

We have audited the accompanying financial statements of the governmental activities, the business-type activities, the aggregate discretely presented component units, each major fund, and the aggregate remaining fund information of the Lafayette City-Parish Consolidated Government (the Government), as of and for the year ended October 31, 2014, and the related notes to the financial statements, which collectively comprise the Government's basic financial statements, as listed in the table of contents. We did not audit the financial statements of Cajundome Commission, City Court of Lafayette, Lafayette Regional Airport, Lafayette Parish Waterworks District North, Lafayette Parish Waterworks District South, District Attorney of the 15th Judicial District, Lafayette Parish Bayou Vermilion District, and Lafayette Parish Communication District, component units, which represent 79.74% and 95.72%, respectively, of the assets and program and general revenues of the aggregate discretely presented component units. Those financial statements were audited by other auditors whose reports thereon have been furnished to us, and our opinion, insofar as it relates to the amounts included for Cajundome Commission, City Court of Lafayette, Lafayette Regional Airport, Lafayette Parish Waterworks District North, Lafayette Parish Waterworks South, District Attorney of the 15th Judicial District, Lafayette Parish Bayou Vermilion District, and Lafayette Parish Communication District is based on the reports of other auditors.

Management's Responsibility for the Financial Statements

Management is responsible for the preparation and fair presentation of these financial statements in accordance with accounting principles generally accepted in the United States of America; this includes the design, implementation, and maintenance of internal control relevant to the preparation and fair presentation of financial statements that are free from material misstatement, whether due to fraud or error.

Auditors' Responsibility

Our responsibility is to express opinions on these financial statements based on our audit. We conducted our audit in accordance with auditing standards generally accepted in the United States of America and the standards applicable to financial audits contained in *Government Auditing Standards*, issued by the Comptroller General of the United States. Those standards require that we plan and perform the audit to obtain reasonable assurance about whether the financial statements are free of material misstatement.

An audit involves performing procedures to obtain audit evidence about the amounts and disclosures in the financial statements. The procedures selected depend on the auditor's judgment, including the assessment of the risks of material misstatement of the financial statements, whether due to fraud or error. In making those risk assessments, the auditor considers internal control relevant to the entity's preparation and fair presentation of the financial statements in order to design audit procedures that are appropriate in the circumstances, but not for the purpose of expressing an opinion on the effectiveness of the entity's internal control. Accordingly, we express no such opinion. An audit also includes evaluating the appropriateness of accounting policies used and the reasonableness of significant accounting estimates made by management, as well as evaluating the overall presentation of the financial statements.

We believe that the audit evidence we have obtained and the audit evidence obtained by other auditors is sufficient and appropriate to provide a basis for our audit opinions.

Opinions

In our opinion, based on our audit and the reports of other auditors, the financial statements referred to above present fairly, in all material respects, the respective financial position of the governmental activities, the business-type activities, the aggregate discretely presented component units, each major fund, and the aggregate remaining fund information of the Government, as of October 31, 2014, and the respective changes in financial position and, where applicable, cash flows thereof for the year then ended in accordance with accounting principles generally accepted in the United States of America.

Emphasis of Matter

As discussed in Note 29 to the basic financial statements, the Government had a change in accounting principle. Our opinion is not modified with respect to this matter.

Other Matters

Required Supplementary Information

Accounting principles generally accepted in the United States of America require that the Management's Discussion and Analysis, budgetary comparison schedule, and schedule of funding progress on pages 4 through 14, 87, and 88, respectively, be presented to supplement the basic financial statements. Such information, although not a part of the basic financial statements, is required by the Governmental Accounting Standards Board, who considers it to be an essential part of financial reporting for placing the basic financial statements in an appropriate operational, economic, or historical context. We have applied certain limited procedures to the required supplementary information in accordance with auditing standards generally accepted in the United States of America, which consisted of inquiries of management about the methods of preparing the information and comparing the information for consistency with management's responses to our inquiries, the basic financial statements, and other knowledge we obtained during our audit of the basic financial statements. We do not express an opinion or provide any assurance on the information because the limited procedures do not provide us with sufficient evidence to express an opinion or provide any assurance.

Other Supplementary Information

Our audit was conducted for the purpose of forming opinions on the financial statements that collectively comprise the Government's basic financial statements. The introductory, other supplementary information, and statistical sections are presented for purposes of additional analysis and are not a required part of the financial statements. The schedule of expenditures of federal awards is presented for purposes of additional analysis as required by U.S. Office of Management and Budget Circular A-133, *Audits of States, Local Governments, and Non-Profit Organizations*, and is also not a required part of the basic financial statements.

The governmental funds, nonmajor enterprise funds, internal service funds, and nonmajor component unit combining statements, Utility System Fund statement, and the schedule of expenditures of federal awards are the responsibility of management and were derived from and relate directly to the underlying accounting and other records used to prepare the financial statements. Such information has been subjected to the auditing procedures applied by us and other auditors in the audit of the financial statements and certain additional procedures, including comparing and reconciling such information directly to the underlying accounting records used to prepare the basic financial statements or to the basic financial statements themselves, and other additional procedures in accordance with auditing standards generally accepted in the United States of America. In our opinion and the opinion of other auditors, the governmental funds, nonmajor enterprise funds, internal service funds, and nonmajor component unit combining statements, Utility System Fund statement, and the schedule of expenditures of federal awards are fairly stated in all material respects in relation to the basic financial statements as a whole. The prior year comparative information on the governmental funds, nonmajor enterprise funds, and internal service funds combining statements has been derived from the Government's 2013 financial statements, which was subjected to the auditing procedures applied in the audit of the basic financial statements and, in our opinion, was fairly presented in all material respects in relation to the financial statements as a whole.

The introductory section, budgetary comparison schedules, governmental fund schedules of revenues, expenditures, and changes in fund balances – budget to actual, schedules of expenditures compared to capital budget, and statistical sections have not been subjected to the auditing procedures applied in the audit of the basic financial statements and, accordingly, we do not express an opinion or provide any assurance on them.

Other Reporting Required by *Government Auditing Standards*

In accordance with *Government Auditing Standards*, we have also issued our report dated April 24, 2015, on our consideration of the Government's internal control over financial reporting and on our tests of its compliance with certain provisions of laws, regulations, contracts, and grant agreements and other matters. The purpose of that report is to describe the scope of our testing of internal control over financial reporting and compliance and the results of that testing and not to provide an opinion on the internal control over financial reporting or on compliance. That report is an integral part of an audit performed in accordance with *Government Auditing Standards* in considering the Government's internal control over financial reporting and compliance.

Kolder, Champagne, Slaven & Company, LLC
Certified Public Accountants

Lafayette, Louisiana
April 24, 2015

LAFAYETTE CITY-PARISH CONSOLIDATED GOVERNMENT
Lafayette, Louisiana

Management's Discussion and Analysis
October 31, 2014

Lafayette City-Parish Consolidated Government (LCG) presents the following discussion and analysis of the financial performance during the fiscal year ending October 31, 2014. This discussion and analysis is intended to assist readers in focusing on significant financial issues and changes in financial position and identifying any significant variances from the adopted budget. We encourage readers to consider the information presented here in conjunction with additional information presented in the financial statements provided in this report. All amounts, unless otherwise indicated, are expressed in millions of dollars.

Financial Highlights

- The assets and deferred outflows of LCG exceeded its liabilities and deferred inflows by \$997.5 (net position). Of this amount, \$66.9 (unrestricted) may be used to meet the government's ongoing obligations to citizens and creditors.
- At the end of the current fiscal year, LCG's governmental funds reported combined ending fund balance of \$283.6, an increase of 700 thousand compared to the fiscal year 2013. Of this amount, \$379 thousand is non-spendable and \$283.2 is spendable. Of the total spendable fund balance, \$243.5 is restricted in use, \$741 thousand has been committed, \$4.7 is assigned and \$34.3 is unassigned, which is available for spending at the government's discretion.
- At the end of the current fiscal year, unassigned fund balance for the General Fund was \$34.3, or 35.1% of total General Fund expenditures and other financing uses. Ending Fund Balance for the General Fund notes an increase of \$7.7 or 27% over 2013.
- LCG issued City Public Improvement Sales Tax Refunding Bonds during the fiscal year which resulted in a debt service reduction of \$2.6 and an economic gain of \$3.0.
- LCG implemented GASB Statement No 65 *Items Previously Reported as Assets and Liabilities*. This new pronouncement clarifies the accounting treatment for certain assets and liabilities that should be treated as deferred outflows of resources and deferred inflow of resources.
- LCG implemented GASB Statement No 71 *Pension Transition for Contributions Made Subsequent to the Measurement Date*. The new pronouncement amends a previously issued pronouncement. It relates to amounts associated with contributions to a defined benefit plan by a state or local employer or non-employer after the measurement of that government's beginning net pension liability.

Overview of the Financial Statements

This discussion and analysis is intended to serve as an introduction to LCG's basic financial statements, which have three components: 1) government-wide financial statements, 2) fund financial statements, and 3) notes to the basic financial statements. This report also contains other supplementary information in addition to the basic financial statements themselves.

LAFAYETTE CITY-PARISH CONSOLIDATED GOVERNMENT
Lafayette, Louisiana

Management's Discussion and Analysis (Continued)
October 31, 2014

Government-wide Financial Statements

The government-wide financial statements are designed to provide readers with a broad overview similar to private-sector business financial presentations.

The *statement of net position* presents information on all of LCG's assets, deferred outflows of resources, liabilities, and deferred inflows of resources with the difference reported as net position. Over time, increases or decreases in net position may serve as a useful indicator of whether the financial position of LCG is improving or deteriorating.

The *statement of activities* presents information showing how the government's net position changed during the fiscal year. Changes in net position are recorded when the underlying event giving rise to the change occurs regardless of the timing of the cash flows. Therefore, revenues and expenses reported in this statement for some items will not result in cash flows until future fiscal periods (e.g., uncollected taxes and earned but unused vacation leave). Both of the government-wide financial statements distinguish functions of LCG that are principally supported by taxes and intergovernmental revenues (governmental activities) from other functions that are intended to recover all or a significant portion of their costs through user fees or charges (business-type activities). Governmental activities include general government, public safety, traffic and transportation, streets and drainage, urban redevelopment and housing, culture and recreation, health and welfare, economic opportunity, and economic development and assistance.

The business-type activities reflect private sector type operations where the fee for service typically covers all or most of the cost of operations including depreciation. The City's electric, water, wastewater, fiber optics utilities funds, along with LCG's solid waste collection, environmental services, CNG service station, and animal shelter control funds are reported here.

Fund Financial Statements

The accounts of LCG are organized on the basis of funds, each of which is considered a separate accounting entity. Government resources are allocated to and accounted for in individual funds based upon the purposes for which they are to be spent and the means by which spending activities are controlled.

Fund financial statements are used to present financial information detailing resources that have been identified for specific activities. The focus of the fund financial statements is on LCG's major funds although non-major funds are also presented in aggregate and further detailed in the supplementary statements.

LCG uses fund accounting to ensure and demonstrate compliance with requirements placed on resources. Funds are divided into three categories: governmental, proprietary and fiduciary. Fund financial statements allow LCG to present information regarding fiduciary funds since they are not reported in the government-wide financial statements.

LAFAYETTE CITY-PARISH CONSOLIDATED GOVERNMENT
Lafayette, Louisiana

Management's Discussion and Analysis (Continued)
October 31, 2014

Governmental Funds are used to account for essentially the same functions reported as governmental activities in the government-wide financial statements. Unlike the government-wide financial statements, governmental fund financial statements focus on near-term outflows of spendable resources, as well as on balances of spendable resources available at the end of the fiscal year. Such information may be useful in evaluating a government's current financing requirements.

LCG has presented the General Fund and the Sales Tax Capital Improvement Fund as major funds. All non-major governmental funds are presented in one column, titled "Other Governmental Funds". Combining financial statements of the non-major funds can be found in the other supplementary information section that follows the basic financial statements.

Proprietary Funds encompass both enterprise and internal service funds on the fund financial statements. Enterprise funds are used to report the same functions presented as business-type activities in the government-wide financial statements. Internal service funds are an accounting device used to accumulate and allocate costs internally among the LCG's various functions. LCG uses internal service funds to account for its central vehicle maintenance, central printing, self-insured insurance and group hospitalization activities. Because all of these services predominantly benefit governmental rather than business-type functions, they have been included within the governmental activities section in the government-wide financial statements. Combining statements of the non-major individual enterprise and internal service funds can be found in the other supplementary information section following the basic financial statements.

Fiduciary Funds are used to account for resources held for the benefit of parties outside the primary government. Fiduciary funds are not reflected in the government-wide financial statements as the resources of those funds are not available to support LCG's programs and operations. With the exception of agency funds, the accounting for fiduciary funds is much like that used for the proprietary funds.

Notes to the Financial Statements provide additional information that is essential to a full understanding of the data provided in the government-wide and fund financial statements and are a required part of the basic financial statements.

Other Information - In addition to the basic financial statements and accompanying notes, this report also presents the required supplementary information of LCG's General Fund budgetary comparison schedules that demonstrate compliance with its budget.

Also included in the report are the Office of Management and Budget Circular A-133 Single Audit Auditors' reports, findings and schedules and the statistical section.

LAFAYETTE CITY-PARISH CONSOLIDATED GOVERNMENT
Lafayette, Louisiana

Management's Discussion and Analysis (Continued)
October 31, 2014

Government-Wide Financial Statement Analysis

The following schedule reflects the condensed Statement of Net Position for October 31, 2014, with comparative figures for 2013:

Condensed Statement of Net Position (in millions)
October 31, 2014 and 2013

	Governmental Activities		Business-Type Activities		Total Primary Government	
	2014	2013	2014	2013	2014	2013
Assets:						
Current and other assets	\$ 315.5	\$ 314.4	\$ 83.2	\$ 78.6	\$ 398.7	\$ 393.0
Restricted assets	-	-	172.9	219.5	172.9	219.5
Capital assets	<u>592.0</u>	<u>587.4</u>	<u>769.5</u>	<u>728.9</u>	<u>1,361.5</u>	<u>1,316.3</u>
Total assets	<u>907.5</u>	<u>901.8</u>	<u>1,025.6</u>	<u>1,027.0</u>	<u>1,933.1</u>	<u>1,928.8</u>
Deferred Outflows of Resources:	<u>10.3</u>	<u>-</u>	<u>11.4</u>	<u>-</u>	<u>21.7</u>	<u>-</u>
Liabilities:						
Current liabilities	11.5	50.0	25.8	31.7	37.3	81.7
Long-term liabilities	<u>431.8</u>	<u>409.4</u>	<u>488.2</u>	<u>494.9</u>	<u>920.0</u>	<u>904.3</u>
Total liabilities	<u>443.3</u>	<u>459.4</u>	<u>514.0</u>	<u>526.6</u>	<u>957.3</u>	<u>986.0</u>
Net position:						
Net Investment in						
Capital Assets	311.0	300.5	312.0	301.5	623.0	602.0
Restricted	174.5	170.0	133.1	124.3	307.6	294.3
Unrestricted	<u>(11.0)</u>	<u>(28.1)</u>	<u>77.9</u>	<u>74.6</u>	<u>66.9</u>	<u>46.5</u>
Total net position	<u>\$ 474.5</u>	<u>\$ 442.4</u>	<u>\$ 523.0</u>	<u>\$ 500.4</u>	<u>\$ 997.5</u>	<u>\$ 942.8</u>

For the year ended October 31, 2014, total assets and deferred outflows exceeded liabilities and deferred inflows by \$997.5. The largest portion of LCG's net position, \$623 (62.5%) represents its investment in capital assets less any related debt used to acquire those assets that are still outstanding, and includes assets such as land, infrastructure, improvements, buildings, machinery and equipment and intangibles.

Capital assets are used to provide services to the citizens of LCG and are not available for further spending. Although LCG's investment in capital assets is reported net of related debt, the resources needed to repay the debt must be provided from other sources as capital assets cannot be used to liquidate liabilities. Of the total net position, \$307.6 represents resources that are subject to external restrictions on how they may be used.

The deficit of \$11 in unrestricted net position in governmental activities is mainly the result of the excess of non-capital related long-term debt (see the notes on the retirement systems and claims liabilities) and the liability for unused employee vacation and sick days not previously funded, which together exceed current assets that are not externally dedicated for specific purposes. The business-type activities unrestricted net position is \$77.9 at year end.

LAFAYETTE CITY-PARISH CONSOLIDATED GOVERNMENT
Lafayette, Louisiana

Management's Discussion and Analysis (Continued)
October 31, 2014

The following schedule provides a summary of the changes to LCG's net position for the year ended October 31, 2014, with comparative figures for 2013:

Condensed Statement of Changes in Net Position (in millions)
For the Years Ended October 31, 2014 and 2013

	Governmental Activities		Business-Type Activities		Total Primary Government	
	2014	2013	2014	2013	2014	2013
Revenues:						
Program revenue -						
Fees, fines, and charges for services	\$ 25.6	\$ 22.1	\$ 353.7	\$ 335.0	\$ 379.3	\$ 357.1
Operating grants and contributions	15.7	14.6	-	-	15.7	14.6
Capital grants and contributions	2.9	5.9	0.7	2.8	3.6	8.7
General revenues -						
Sales taxes	90.2	86.0	-	-	90.2	86.0
Property taxes	70.5	70.6	-	-	70.5	70.6
Other	11.0	11.6	3.5	1.9	14.5	13.5
Total revenues	<u>215.9</u>	<u>210.8</u>	<u>357.9</u>	<u>339.7</u>	<u>573.8</u>	<u>550.5</u>
Expenses:						
General government	38.8	37.2	-	-	38.8	37.2
Public safety	67.3	65.6	-	-	67.3	65.6
Traffic and transportation	13.1	13.5	-	-	13.1	13.5
Streets and drainage	21.1	21.5	-	-	21.1	21.5
Urban and economic development	3.5	7.4	-	-	3.5	7.4
Culture and recreation	23.7	24.4	-	-	23.7	24.4
Health, welfare and economic opportunity	1.3	1.4	-	-	1.3	1.4
Unallocated depreciation	17.3	17.0	-	-	17.3	17.0
Combined utilities system	-	-	206.1	198.5	206.1	198.5
Communications system	-	-	35.8	37.2	35.8	37.2
Coal-fired electric plant	-	-	57.4	59.1	57.4	59.1
Animal shelter and control	-	-	1.3	1.4	1.3	1.4
Solid waste collection	-	-	13.5	13.4	13.5	13.4
CNG Station	-	-	0.2	0.1	0.2	0.1
Interest on long-term debt	18.7	19.3	-	-	18.7	19.3
Total expenses	<u>204.8</u>	<u>207.3</u>	<u>314.3</u>	<u>309.7</u>	<u>519.1</u>	<u>517.0</u>
Increase (decrease) in net position before transfers	11.1	3.5	43.6	30.0	54.7	33.5
Transfers	21.0	21.0	(21.0)	(21.0)	-	-
Increase in net position	32.1	24.5	22.6	9.0	54.7	33.5
Net position, November 1, as restated	<u>442.4</u>	<u>417.9</u>	<u>500.4</u>	<u>491.4</u>	<u>942.8</u>	<u>909.3</u>
Net position, October 31	<u>\$ 474.5</u>	<u>\$ 442.4</u>	<u>\$ 523.0</u>	<u>\$ 500.4</u>	<u>\$ 997.5</u>	<u>\$ 942.8</u>

LAFAYETTE CITY-PARISH CONSOLIDATED GOVERNMENT
Lafayette, Louisiana

Management's Discussion and Analysis (Continued)
October 31, 2014

LCG's total revenues were \$573.8 and the total cost of all programs and services was \$519.1 resulting in an increase in net position of \$54.7. General revenues represented 30.5% of LCG's total revenue while program revenues provided 69.5% of total revenues. Business-type activity expenses totaled \$314.3 or 61% of the governments total expenses.

Governmental Activities net position increased \$32.1 in 2014. The cost of all governmental activities this year was \$204.8 and the amount funded by general taxpayer revenues was \$171.7. The remaining \$33.1 was paid by those who directly benefited from the governmental programs or by other governments and organizations that subsidized certain programs with grants and contributions. Of the \$33.1, only \$25.6 was paid by those benefiting and using these governmental programs. This accounted for only 12.5% of the total costs.

LCG's largest program in governmental activities is public safety, with \$67.3 of resources applied thereto. Following that is general government, streets and drainage, and culture and recreation.

The government's net position increased \$54.7 during the current fiscal year. *Governmental Activities* net position increased \$32.1. Some factors affecting the change in net position for governmental activities were:

- An increase of \$4.2 in sales taxes.
- An increase of \$3.5 in Fees, fines, and other charges for services.
- A decrease in operating and capital grants of \$1.9.
- An increase of \$1.6 in general government expenses.
- A decrease of \$3.9 in urban and economic redevelopment expenses.
- An increase of \$1.7 in public safety expense.

Business-Type Activities net position increased by \$22.6 in the current fiscal year compared to \$9 in the prior year. Charges for services make up 99% of the revenues in the business-type activities. The largest funds in this group are the Utilities System (LUS), Lafayette Public Power Authority (LPPA) and the Communications System. Charges for services increased \$18.7 in the current fiscal year due predominately to fluctuations in the fuel adjustment charge for electric services. Communications System (LUSFiber) operating revenues increased by \$4.7 due to the additional customers served during 2014.

Financial Analysis of Governmental Funds

Activities of the Primary Government's General Fund, Special Revenue Funds, Debt Service Fund and Capital Projects Funds are considered general government functions. The General Fund is LCG's primary operating fund. Special Revenue funds are used to account for the proceeds of specific revenue sources that are restricted or committed to expenditures for specific purposes other than debt service or capital projects. Debt Service funds are used to account for financial activity related to the government's general bonded indebtedness, as well as other long-term obligations. Capital Projects funds are used to account for financial activity related to the government's indebtedness for capital projects, other agency contributions and the operating activities of those projects.

Total revenues increased \$5.4 primarily attributable to an increase of \$3.8 in sales tax dollars and an increase of \$3.7 in other revenues, offset by a decrease of \$2.1 in state grants. The increases in sales taxes are results of an improvement in the local economy, increased retail space and increased tourism. Other revenues increased due to a rise in commercial construction permits and increased administrative costs charged to other non-governmental funds.

LAFAYETTE CITY-PARISH CONSOLIDATED GOVERNMENT
Lafayette, Louisiana

Management's Discussion and Analysis (Continued)
October 31, 2014

As of the end of the fiscal year, LCG's governmental funds reported combined ending fund balances of \$283.6, an increase of \$725 thousand in comparison with the prior year. Less than 1% of governmental funds fund balance is not spendable. The remaining 99.9% or (\$283.3) is spendable. This represents \$243.5 restricted in use, \$700 thousand committed, \$4.8 assigned and \$34.3 unassigned. The unassigned fund balance represents amounts available for additional appropriations at the end of the fiscal year.

The total fund balance of the General Fund at year-end was \$36.4, an increase of \$7.7 from the previous year. The total spendable General Fund balance for fiscal year 2014 is \$36.4, which represents \$500 thousand in committed, \$1.6 in assigned and \$34.3 in unassigned fund balances. The unassigned fund balance represents amounts available for additional appropriations at the end of the fiscal year.

Fund balance in the Sales Tax Capital Improvement Fund had an increase of \$6.7 in 2014, primarily due to decreased construction activity.

General Fund Budgetary Highlights

Changes in original budget appropriations to the final amended budget appropriations resulted in a net \$5.8 increase in appropriations. This increase can be summarized by the following:

- General Government increased \$1.1 which is attributable to increases in costs such as increases in uninsured losses, accrued leave pay-outs, and costs associated with the Assessor's office.
- Public Safety increased \$2.9 which is attributable to increases in fire personnel for the manning of new fire stations and as the result of a federal grant.
- Streets and Drainage increased \$1.4 related to a lawsuit settlement.
- The remaining amount is primarily attributable to transfers to special revenue funds for the government's matching portion related to federal grants.

Final budgeted appropriations for the General Fund were \$87.7 while actual expenditures were \$82.4, creating a positive variance of \$5.2. Significant variances are as follows:

- Streets and drainage had a positive variance of \$800 thousand primarily due to a reduction in anticipated uninsured losses.
- General government had a positive variance of \$2.5 primarily due to reductions in operating expenses such as personnel salaries, contractual services, incomplete projects, and uninsured losses.
- Public Safety had a positive variance of \$1.7 due to position vacancies and a reduction of transportation costs.

Miscellaneous departmental operations and incomplete grant programs make up the remainder of the unexpended appropriations.

LAFAYETTE CITY-PARISH CONSOLIDATED GOVERNMENT
Lafayette, Louisiana

Management's Discussion and Analysis (Continued)
October 31, 2014

Financial Analysis of Proprietary Funds

Proprietary Funds: Activities of the Primary Government's Utilities System Fund, Communications System Fund, Lafayette Public Power Authority Fund, Environmental Services Disposal Fund, CNG Service Station Fund, and the Animal Control Shelter Fund are considered proprietary funds. Financial analysis of these activities are on the same basis as the business-type activities. As of the end of the current fiscal year, the primary government's proprietary funds reported ending net position of \$524, an increase of \$14.8 in comparison with the prior year.

Details of the proprietary funds are covered under the section titled "Government-Wide Financial Statement Analysis" on page 7.

Capital Asset and Debt Administration

Capital Assets: LCG's investment in capital assets for its governmental and business-type activities as of October 31, 2014, amounts to \$1,361.6 (net of accumulated depreciation). This investment in capital assets includes land, buildings and improvements, machinery and equipment, parking facilities, electric, water, wastewater, and fiber optic utility facilities, roads, highways, bridges, and drainage systems. The net increase in LCG's investment in capital assets for the current fiscal year was \$45.3, or 3.44%.

Capital Assets (Net of Depreciation)
(in millions)
October 31, 2014 and 2013

	Governmental Activities		Business-Type Activities		Total	
	2014	2013	2014	2013	2014	2013
Land	\$ 40.3	\$ 38.5	\$ 22.3	\$ 21.2	\$ 62.6	\$ 59.7
Land improvements	6.1	5.9	-	-	6.1	5.9
Buildings and improvements	102.9	93.0	0.2	0.2	103.1	93.2
Equipment	32.2	32.2	13.9	14.4	46.1	46.6
Infrastructure	381.0	386.1	-	-	381.0	386.1
Utility plant and equipment	-	-	574.7	563.1	574.7	563.1
Fiber Optics	-	-	81.9	85.0	81.9	85.0
Construction in progress	29.6	31.7	76.5	45.0	106.1	76.7
Total	<u>\$ 592.1</u>	<u>\$ 587.4</u>	<u>\$ 769.5</u>	<u>\$ 728.9</u>	<u>\$ 1,361.6</u>	<u>\$ 1,316.3</u>

Major capital asset events during the current fiscal year included the following:

- Continued and initiated construction of several major road improvements including Robley Drive Extension Ph IV; East Pont Des Mouton Widening; Rural Road Overlay 2014; Kaliste Saloom Road Widening (Water & Sewer Relocation); Urban Street Overlay 2014.
- Continued or initiated construction of drainage projects such as Zion Circle Drainage and W. Farrell Road Outfall.
- Continued or initiated construction of bridge projects such as: Bonin Road Bridge; Ole Colony Road Bridge; West Congress Street Bridge at Parish Line.

LAFAYETTE CITY-PARISH CONSOLIDATED GOVERNMENT
Lafayette, Louisiana

Management's Discussion and Analysis (Continued)
October 31, 2014

- Continued or initiated construction of building projects such as: Main Library Renovations; East Regional Library, Lafayette Parish Courthouse 6th & 7th Floor Asbestos Abatement and 7th floor shell-out; Fire Station #14, Transit Maintenance Facility CNG Renovation; Lafayette Parish Courthouse Elevator Upgrades.
- Completion of various street projects and drainage improvement projects including: Doucet & Johnston Turn Lanes; Settlers Trace Rehab; Rural Road Microsurfacing; Urban Street Overlay & Rehabilitation 2012; Boulder Creek Drainage Improvements; Fanny Drive Coulee PH I.
- Completion of various bridge replacement projects including: Amedee Drive Bridge and South Dearborne Road Bridge.
- Completion of various Parks & Recreation improvements such as Girard Park Lake renovations, Pa Davis Park pavilion, Debaillion basketball court resurfacing, and protective netting at Hebert Golf Course.
- Completion of various building improvements including the Police Precinct 4 Substation.
- Various improvements and upgrades to the Southeast Substation, Doc Bonin Switchyard, T.J. Labbe and Hargis-Hebert Power Plants, electrical substations, and transmission structures.
- Implementation of meter data management system to manage data collected from remotely-read digital smart meters.
- Improvements to the wastewater collection system, particularly the Fountainbend Lift Station and the Pont Des Mouton Lift Station.

Additional information on the LCG's capital assets can be found in Note 11 of this report.

Long-Term Debt: At the end of the current fiscal year, LCG had total bonded debt outstanding of \$882.2. Of this amount, \$61.8 comprises debt backed by the full faith and credit of the Lafayette Parish government. The remainder of the debt represents bonds secured solely by specified revenue sources such as the Utilities System revenues, Communications System revenues and the 2% City sales tax revenues. There are no general obligation bonds outstanding for the City of Lafayette at the end of the fiscal year.

Summary of Outstanding Debt at Year-end (in millions)
October 31, 2014 and 2013

	Governmental Activities		Business-Type Activities		Total	
	2014	2013	2014	2013	2014	2013
Claims payable	\$ 11.8	\$ 12.0	\$ -	\$ -	\$ 11.8	\$ 12.0
Compensated absences	14.6	14.5	7.9	7.6	22.5	22.1
OPEB payable	3.6	3.7	-	-	3.6	3.7
Parish general obligation bonds	61.8	64.2	-	-	61.8	64.2
City sales tax revenue bonds	286.1	305.4	-	-	286.1	305.4
City certificates	5.0	5.4	-	-	5.0	5.4
Taxable refunding bonds	48.9	38.6	-	-	48.9	38.6
Utilities revenue bonds	-	-	266.4	268.1	266.4	268.1
Communications System revenue bonds	-	-	113.8	117.6	113.8	117.6
Lafayette Public Power Authority revenue bonds	-	-	100.2	106.7	100.2	106.7
Total	<u>\$ 431.8</u>	<u>\$ 443.8</u>	<u>\$ 488.3</u>	<u>\$ 500.0</u>	<u>\$ 920.1</u>	<u>\$ 943.8</u>

LAFAYETTE CITY-PARISH CONSOLIDATED GOVERNMENT
Lafayette, Louisiana

Management's Discussion and Analysis (Continued)
October 31, 2014

The Lafayette Consolidated Government's total debt decreased during the year by \$23.7. New refunding bond issues for City Sales Tax Revenue Bonds resulted in debt service savings and combined with normal scheduled principal payments for existing debt account for this decrease.

Standard & Poors (S & P), Moody's and Fitch's underlying rating for LCG'S obligations during fiscal year 2014 were as follows:

	Underlying Ratings		
	Moody's	S & P	Fitch
City of Lafayette Sales Tax Revenue Bonds - 1961 and 1985 Taxes	Aa3	AA	AA
Lafayette Parish General Obligation Bonds	Aa2	AA	-
City of Lafayette Utilities System Revenue Bonds	A1	A+	-
Lafayette Public Power Authority Revenue Bonds	A1	A+	-
City of Lafayette Utilities Communications System Revenue Bonds	A3	A	-

Computation of the legal debt margin (in whole dollars) for general obligation bonds is as follows:

Governing Authority: City of Lafayette, Louisiana

Ad valorem Taxes:

Assessed Valuation, 2013 tax roll (FY2014)	\$ 1,347,375,057
Debt Limit: 10% of Assessed Valuation (for any one purpose)	\$ 134,737,506
Debt Limit: 35% of Assessed Valuation (aggregate, all purposes)	\$ 471,581,270

There are no outstanding bonds secured by ad valorem taxes of the City of Lafayette at this time.

Governing Authority: Parish of Lafayette, Louisiana

Ad valorem Taxes:

Assessed Valuation, 2013 tax roll (FY2014)	\$ 1,872,986,907
Debt Limit: 10% of Assessed Valuation (for any one purpose)	\$ 187,298,691
Debt outstanding	\$ 61,820,000

The Louisiana Revised Statutes limit the City's bonded debt for any one purpose to 10% of the assessed valuation including homestead exemption property, and 35% for all purposes. The Parish bonded debt is limited to 10% of the assessed valuation of the taxable property for any one purpose.

LAFAYETTE CITY-PARISH CONSOLIDATED GOVERNMENT
Lafayette, Louisiana

Management's Discussion and Analysis (Continued)
October 31, 2014

Economic Factors and Next Year's Budget

Many factors were considered when preparing the fiscal year 2015 budget. The status of the Lafayette economy is assessed as well as historical revenue and expenditure trends. The Lafayette MSA unemployment rate at year end was 4.5%. This compares to a rate of 6.0% for the State of Louisiana and 5.5% for the United States. Per capita income has remained steady the past three years. Current per capita income of \$51,656 exceeds both the state and national levels.

The City's 2% general sales and use tax and the Parish's 1% general sales and use tax are major revenue sources to the General Fund, making up 33.5% of revenues. City sales tax has reported consistent increases annually since 2010, noting a 4.5% increase in FY 2014. The FY 2015 budget was prepared with a 3% growth assumption.

Another major revenue source to the General Fund is the Utilities System's payment in-lieu-of-tax (ILOT) which makes up 21% of the General Fund's revenues. The ILOT for fiscal year 2014 was \$22.1.

Amounts appropriated in the City General Fund FY 2015 budget totaled \$97.4. In order to maintain financial flexibility, conserve a sufficient fund balance, and allow for the controlled use of excess fund balance, the LCG administration adopted as part of its budgetary strategy a fund balance policy whereby a minimum maintenance level was set at 20% of annual expenditures. Excess fund balance over the minimum maintenance can be used as follows: 10% on recurring operating expenditures and 30% on one-time expenditures. In addition to these budgetary measures, LCG adopted a general fund budget with a budgeted fund balance of 23.56% of annual expenses. As LCG enters its fiscal year 2016 budget preparation process (slated to begin May 2015), continued review of the budget will be done and further budgetary cuts and savings initiatives are contemplated.

REQUESTS FOR INFORMATION

This financial report is designed to provide a general overview of the finances of the Lafayette City-Parish Consolidated Government and to demonstrate accountability for monies received. Questions concerning any of the information provided in this report or requests for additional information should be addressed to Lafayette Consolidated Government, Office of Finance and Management, P.O. Box 4017-C, Lafayette, Louisiana, 70502.

**Government-Wide
Financial Statements**

LAFAYETTE CITY-PARISH CONSOLIDATED GOVERNMENT
Lafayette, Louisiana

Statement of Net Position
October 31, 2014

	Primary Government			Component Units
	Governmental Activities	Business-type Activities	Total	
ASSETS				
Cash and interest-bearing deposits	\$ 524,192	\$ 5,069,100	\$ 5,593,292	\$ 48,411,661
Investments	286,871,175	26,721,640	313,592,815	18,462,444
Receivables, net	5,677,891	25,966,282	31,644,173	10,712,937
Internal balances	949,427	(949,427)	-	-
Due from primary government	-	-	-	34,784
Due from component units	26,444	-	26,444	-
Due from other governmental agencies	20,673,697	3,071,019	23,744,716	5,652,023
Inventories, net	443,866	23,255,341	23,699,207	212,559
Prepaid items	305,315	84,500	389,815	541,230
Other assets	-	-	-	1,318,185
Restricted assets:				
Cash	-	9,134,341	9,134,341	5,435,369
Investments	-	161,805,563	161,805,563	14,554,739
Receivables	-	81,810	81,810	30,589
Unamortized start-up costs	-	1,857,132	1,857,132	-
Capital assets:				
Non-depreciable	69,909,452	98,717,005	168,626,457	28,059,105
Depreciable, net	<u>522,217,800</u>	<u>670,786,491</u>	<u>1,193,004,291</u>	<u>100,149,540</u>
Total assets	<u>907,599,259</u>	<u>1,025,600,797</u>	<u>1,933,200,056</u>	<u>233,575,165</u>
DEFERRED OUTFLOWS OF RESOURCES				
Deferred loss on bond refunding	<u>10,285,862</u>	<u>11,427,508</u>	<u>21,713,370</u>	<u>24,771</u>
LIABILITIES				
Accounts and other payables	10,347,945	17,262,346	27,610,291	4,419,626
Due to primary government	-	-	-	26,444
Due to component units	34,784	-	34,784	-
Due to other governmental agencies	929,285	-	929,285	19,873
Unearned revenue	201,983	16,147	218,130	1,197,043
Customer deposits	-	8,508,182	8,508,182	186,848
Long-term liabilities:				
Portion due or payable within one year	33,311,080	2,117,196	35,428,276	7,098,677
Portion due or payable after one year	<u>398,530,278</u>	<u>486,142,984</u>	<u>884,673,262</u>	<u>17,850,150</u>
Total liabilities	<u>443,355,355</u>	<u>514,046,855</u>	<u>957,402,210</u>	<u>30,798,661</u>
DEFERRED INFLOWS OF RESOURCES				
Property taxes	<u>-</u>	<u>-</u>	<u>-</u>	<u>2,008,404</u>
NET POSITION				
Net investment in capital assets	311,019,205	311,982,121	623,001,326	118,654,045
Restricted for:				
Capital projects	82,813,637	-	82,813,637	4,476,066
Debt service	46,408,778	133,086,432	179,495,210	4,385,366
Other	45,252,830	-	45,252,830	620,855
Unrestricted (deficit)	<u>(10,964,684)</u>	<u>77,912,897</u>	<u>66,948,213</u>	<u>72,656,539</u>
Total net position	<u>\$ 474,529,766</u>	<u>\$ 522,981,450</u>	<u>\$ 997,511,216</u>	<u>\$ 200,792,871</u>

The accompanying notes are an integral part of the basic financial statements.

LAFAYETTE CITY-PARISH CONSOLIDATED GOVERNMENT
Lafayette, Louisiana

Statement of Activities
For the Year Ended October 31, 2014

Function/Program	Expenses	Program Revenues			Net (Expense) Revenue and Changes in Net Position			Component Units
		Fees, Fines and Charges for Services	Operating Grants and Contributions	Capital Grants and Contributions	Primary Government			
					Governmental Activities	Business-Type Activities	Total	
Primary government:								
Governmental activities -								
General government	\$ 38,819,176	\$ 13,019,077	\$ 2,052,510	\$ 268,110	\$ (23,479,479)	\$ -	\$ (23,479,479)	\$ -
Public safety	67,334,315	3,196,455	4,721,433	9,974	(59,406,453)	-	(59,406,453)	-
Traffic and transportation	13,107,523	3,393,790	3,063,266	1,403,057	(5,247,410)	-	(5,247,410)	-
Streets and drainage	21,108,110	-	1,811,127	38,533	(19,258,450)	-	(19,258,450)	-
Urban redevelopment and housing	1,736,762	-	1,355,630	975,805	594,673	-	594,673	-
Culture and recreation	23,687,100	6,028,123	-	156,577	(17,502,400)	-	(17,502,400)	-
Health and welfare	1,008,645	-	-	-	(1,008,645)	-	(1,008,645)	-
Economic opportunity	329,304	-	287,734	-	(41,570)	-	(41,570)	-
Economic development and assistance	1,681,934	-	1,234,552	-	(447,382)	-	(447,382)	-
Unallocated depreciation	17,269,060	-	-	-	(17,269,060)	-	(17,269,060)	-
Interest on long-term debt	18,701,255	-	1,193,163	-	(17,508,092)	-	(17,508,092)	-
Total governmental activities	<u>204,783,184</u>	<u>25,637,445</u>	<u>15,719,415</u>	<u>2,852,056</u>	<u>(160,574,268)</u>	<u>-</u>	<u>(160,574,268)</u>	<u>-</u>
Business-type activities -								
Electric	165,530,389	201,250,850	-	656,112	-	36,376,573	36,376,573	-
Water	17,612,665	17,850,270	-	-	-	237,605	237,605	-
Sewer	23,127,551	28,579,958	-	-	-	5,452,407	5,452,407	-
Communications system	35,766,464	32,150,333	-	-	-	(3,616,131)	(3,616,131)	-
Coal-fired electric plant	57,398,097	58,881,514	-	-	-	1,483,417	1,483,417	-
Solid waste collection services	13,493,413	14,328,535	-	35,370	-	870,492	870,492	-
Animal shelter control program	1,308,140	395,927	-	9,776	-	(902,437)	(902,437)	-
CNG Service Station	187,621	290,042	-	-	-	102,421	102,421	-
Total business-type activities	<u>314,424,340</u>	<u>353,727,429</u>	<u>-</u>	<u>701,258</u>	<u>-</u>	<u>40,004,347</u>	<u>40,004,347</u>	<u>-</u>
Total primary government	<u>\$ 519,207,524</u>	<u>\$ 379,364,874</u>	<u>\$ 15,719,415</u>	<u>\$ 3,553,314</u>	<u>(160,574,268)</u>	<u>40,004,347</u>	<u>(120,569,921)</u>	<u>-</u>
Component units								
Cajundome Commission	\$ 11,192,470	\$ 8,560,986	\$ 500,000	\$ 100,000	-	-	-	(2,031,484)
Lafayette Regional Airport	12,326,440	8,810,894	102,510	10,401,085	-	-	-	6,988,049
Lafayette Public Trust	-	-	-	-	-	-	-	-
Financing Authority	2,314,105	160,218	-	-	-	-	-	(2,153,887)
Nonmajor component units	<u>19,492,804</u>	<u>13,459,454</u>	<u>3,798,703</u>	<u>158,617</u>	<u>-</u>	<u>-</u>	<u>-</u>	<u>(2,076,030)</u>
Total component units	<u>\$ 45,325,819</u>	<u>\$ 30,991,552</u>	<u>\$ 4,401,213</u>	<u>\$ 10,659,702</u>	<u>-</u>	<u>-</u>	<u>-</u>	<u>726,648</u>
General revenues:								
Taxes -								
Property	-	-	-	-	70,488,175	-	70,488,175	4,908,494
Sales	-	-	-	-	90,230,904	-	90,230,904	-
Occupational licenses	-	-	-	-	2,976,869	-	2,976,869	-
Insurance premium	-	-	-	-	898,582	-	898,582	-
Franchise fees	-	-	-	-	2,910,746	-	2,910,746	-
Interest and penalties - delinquent taxes	-	-	-	-	103,409	-	103,409	-
Other	-	-	-	-	75,925	-	75,925	2,627,779
Grants and contributions not restricted								
to specific programs	-	-	-	-	2,051,924	-	2,051,924	47,660
Investment earnings	-	-	-	-	656,131	1,416,223	2,072,354	514,109
Gain (loss) on sale/disposal of capital assets	-	-	-	-	(705,012)	(465,839)	(1,170,851)	7,604
Miscellaneous	-	-	-	-	2,050,007	2,565,611	4,615,618	1,060,656
Transfers	-	-	-	-	20,960,736	(20,960,736)	-	-
Total general revenues and transfers	-	-	-	-	<u>192,698,396</u>	<u>(17,444,741)</u>	<u>175,253,655</u>	<u>9,166,302</u>
Changes in net position	-	-	-	-	32,124,128	22,559,606	54,683,734	9,892,950
Net position, beginning, as restated	-	-	-	-	<u>442,405,638</u>	<u>500,421,844</u>	<u>942,827,482</u>	<u>190,899,921</u>
Net position, ending	-	-	-	-	<u>\$ 474,529,766</u>	<u>\$ 522,981,450</u>	<u>\$ 997,511,216</u>	<u>\$ 200,792,871</u>

The accompanying notes are an integral part of the basic financial statements.

Fund Financial Statements

LAFAYETTE CITY-PARISH CONSOLIDATED GOVERNMENT
Lafayette, Louisiana

Balance Sheet - Governmental Funds
October 31, 2014

	General	Sales Tax Capital Improvements	Other Governmental Funds	Total Governmental Funds
ASSETS				
Cash	\$ 1,063,216	\$ 306,677	\$ 2,147,870	\$ 3,517,763
Investments	30,300,501	33,047,132	209,732,485	273,080,118
Accounts receivable, net	1,365,636	92,505	866,392	2,324,533
Loans receivable	-	-	2,289,941	2,289,941
Allowance for uncollectible loans	-	-	(32,712)	(32,712)
Assessments receivable	-	-	193,219	193,219
Accrued interest receivable	24,557	26,783	265,712	317,052
Due from other funds	5,264,456	5,699,143	666,509	11,630,108
Due from component units	26,444	-	-	26,444
Due from other governmental agencies	957,915	-	12,153,998	13,111,913
Inventories, at cost	-	259,187	23,210	282,397
Prepaid items	2,613	-	93,795	96,408
Total assets	<u>\$ 39,005,338</u>	<u>\$ 39,431,427</u>	<u>\$ 228,400,419</u>	<u>\$ 306,837,184</u>
LIABILITIES AND FUND BALANCES				
Liabilities:				
Cash overdraft	\$ -	\$ -	\$ 3,007,972	\$ 3,007,972
Accounts payable	607,786	199,128	1,226,038	2,032,952
Accrued salaries and benefits	774,221	43,201	465,910	1,283,332
Contracts payable	-	204,045	1,945,947	2,149,992
Retainage payable	3,525	246,848	1,171,574	1,421,947
Other payables	294,293	-	118,540	412,833
Due to other funds	891,887	62,314	10,768,505	11,722,706
Due to component units	34,784	-	-	34,784
Due to other governmental agencies	-	-	929,285	929,285
Unearned revenue	3,094	28,480	170,409	201,983
Total liabilities	<u>2,609,590</u>	<u>784,016</u>	<u>19,804,180</u>	<u>23,197,786</u>
Fund balances:				
Nonspendable -				
Inventories	-	259,187	23,210	282,397
Prepaid items	2,613	-	93,795	96,408
Restricted -				
Capital expenditures	-	38,388,224	114,365,602	152,753,826
Debt service	-	-	45,707,878	45,707,878
Operations and maintenance	-	-	40,148,177	40,148,177
Purpose of grantors and donors	-	-	4,895,977	4,895,977
Committed -				
Incomplete projects	531,077	-	209,492	740,569
Assigned -				
Subsequent year's expenditures	1,594,458	-	3,152,108	4,746,566
Unassigned	<u>34,267,600</u>	<u>-</u>	<u>-</u>	<u>34,267,600</u>
Total fund balances	<u>36,395,748</u>	<u>38,647,411</u>	<u>208,596,239</u>	<u>283,639,398</u>
Total liabilities and fund balances	<u>\$ 39,005,338</u>	<u>\$ 39,431,427</u>	<u>\$ 228,400,419</u>	<u>\$ 306,837,184</u>

The accompanying notes are an integral part of the basic financial statements.

LAFAYETTE CITY-PARISH CONSOLIDATED GOVERNMENT
Lafayette, Louisiana

Reconciliation of the Governmental Funds Balance Sheet
to the Statement of Net Position
October 31, 2014

Total fund balances for governmental funds at October 31, 2014	\$ 283,639,398
Total net position reported for governmental activities in the statement of net position is different because:	
Capital assets used in governmental activities are not financial resources and, therefore, are not reported in the funds. Those assets consist of:	
Land	\$ 40,295,476
Construction in progress	29,613,976
Land improvements, net of \$1,059,223 accumulated depreciation	6,122,786
Buildings and improvements, net of \$83,725,501 accumulated depreciation	102,720,521
Vehicles, net of \$34,044,454 accumulated depreciation	19,518,624
Movables, net of \$23,137,025 accumulated depreciation	12,460,542
Infrastructure, net of \$289,970,805 accumulated depreciation	<u>381,028,690</u> 591,760,615
Certain receivables are not available to pay for the current period's expenditures and, therefore, are deferred in the funds	7,534,207
The deferred loss on bond refunding is not an available resource, and therefore, is not reported in the funds	10,285,862
Interest expense is accrued at year-end in the government-wide financial statements, but is recorded only if due and payable on the governmental fund financial statements	(1,807,410)
Long-term liabilities, including bonds payable, are not due and payable in the current period and, therefore, are not reported in the governmental funds.	
Long-term liabilities at October 31, 2014 consist of:	
Bonds and certificates of indebtedness payable	(401,896,822)
Compensated absences payable	<u>(14,183,560)</u> (416,080,382)
Internal service funds are used by management to charge the costs of certain activities to individual funds. The assets and liabilities of internal service funds are included in governmental activities in the statement of net position.	<u>(802,524)</u>
Total net position of governmental activities at October 31, 2014	<u>\$ 474,529,766</u>

The accompanying notes are an integral part of the basic financial statements.

LAFAYETTE CITY-PARISH CONSOLIDATED GOVERNMENT
Lafayette, Louisiana

Statement of Revenues, Expenditures, and Changes in Fund Balances - Governmental Funds
For the Year Ended October 31, 2014

	General	Sales Tax Capital Improvements	Other Governmental Funds	Total Governmental Funds
Revenues:				
Taxes -				
Ad valorem	\$ 24,900,736	\$ -	\$ 45,587,439	\$ 70,488,175
Sales and use	35,289,729	21,784,651	32,571,107	89,645,487
Utility System payments in lieu of taxes	22,073,834	-	-	22,073,834
Other	3,988,662	-	-	3,988,662
Licenses and permits	2,976,869	-	3,383,491	6,360,360
Intergovernmental -				
Federal grants	-	-	10,073,381	10,073,381
State funds:				
Grants	-	-	394,428	394,428
Parish transportation funds	-	-	1,728,676	1,728,676
State shared revenue	853,378	-	1,198,546	2,051,924
On-behalf payments for salaries	2,949,902	-	-	2,949,902
Other	228,261	-	3,040,246	3,268,507
Charges for services	9,722,153	-	7,924,651	17,646,804
Fines and forfeits	1,507,601	-	3,099,549	4,607,150
Investment earnings	34,398	33,952	568,479	636,829
Miscellaneous	758,875	682,309	611,664	2,052,848
Total revenues	<u>105,284,398</u>	<u>22,500,912</u>	<u>110,181,657</u>	<u>237,966,967</u>
Expenditures:				
Current -				
General government	22,287,850	830,231	15,146,426	38,264,507
Public safety	55,014,118	1,008,470	9,695,730	65,718,318
Traffic and transportation	2,105,822	455,399	9,177,599	11,738,820
Streets and drainage	2,475,754	3,802,489	14,193,472	20,471,715
Urban redevelopment and housing	-	-	1,720,210	1,720,210
Culture and recreation	394,990	512,246	21,065,262	21,972,498
Health and welfare	105,485	-	834,209	939,694
Economic opportunity	49,464	-	287,734	337,198
Economic development and assistance	-	-	1,234,552	1,234,552
Debt service -				
Principal retirement	-	-	22,055,000	22,055,000
Interest and fiscal charges	-	-	18,255,078	18,255,078
Debt issuance costs	-	-	518,688	518,688
Capital outlay	-	10,971,721	21,839,144	32,810,865
Total expenditures	<u>82,433,483</u>	<u>17,580,556</u>	<u>136,023,104</u>	<u>236,037,143</u>
Excess (deficiency) of revenues over expenditures	<u>22,850,915</u>	<u>4,920,356</u>	<u>(25,841,447)</u>	<u>1,929,824</u>
Other financing sources (uses):				
Proceeds from issuance of debt	-	-	29,930,000	29,930,000
Premium on issuance of debt	-	-	3,191,605	3,191,605
Payment to escrow agent	-	-	(33,074,767)	(33,074,767)
Transfers in	7,756,305	2,313,674	17,771,819	27,841,798
Transfers out	<u>(22,870,454)</u>	<u>(486,178)</u>	<u>(5,736,577)</u>	<u>(29,093,209)</u>
Total other financing sources (uses)	<u>(15,114,149)</u>	<u>1,827,496</u>	<u>12,082,080</u>	<u>(1,204,573)</u>
Net change in fund balances	7,736,766	6,747,852	(13,759,367)	725,251
Fund balances, beginning	<u>28,658,982</u>	<u>31,899,559</u>	<u>222,355,606</u>	<u>282,914,147</u>
Fund balances, ending	<u>\$ 36,395,748</u>	<u>\$ 38,647,411</u>	<u>\$ 208,596,239</u>	<u>\$ 283,639,398</u>

The accompanying notes are an integral part of the basic financial statements.

LAFAYETTE CITY-PARISH CONSOLIDATED GOVERNMENT
Lafayette, Louisiana

Reconciliation of the Statement of Revenues, Expenditures, and
Changes in Fund Balances of Governmental Funds
to the Statement of Activities
For the Year Ended October 31, 2014

Total net changes in fund balances at October 31, 2014 per
statement of revenues, expenditures and changes in fund balances \$ 725,251

The change in net position reported for governmental activities in the
statement of activities is different because:

Governmental funds report capital outlays as expenditures. However, in the
statement of activities, the cost of those assets is allocated over their estimated
useful lives and reported as depreciation expense.

Capital outlay and equipment purchases which are considered expenditures on the statement of revenues, expenditures and changes in fund balances	\$ 32,810,865	
Capital assets assigned from the Cajundome Commission	156,577	
Depreciation expense for the year ended October 31, 2014	(27,521,607)	
Loss on sale/disposal of capital assets	<u>(706,302)</u>	4,739,533

Because some revenues are not considered measureable at year end, they
are not considered "available" revenues in the governmental funds.

Sales taxes	620,988
-------------	---------

Bond proceeds are reported as financing sources in governmental funds and thus
contribute to the change in fund balance. In the statement of net position, however,
issuing debt increases long-term liabilities and does not affect the statement of
activities. Similarly, repayment of principal and payments to escrow agent are
recorded as expenditures in the governmental funds but reduce the liability in the
statement of net position. Also governmental funds report the effect of premiums,
discounts, and similar items when debt is first issued, whereas these amounts are
deferred and amortized in the statement of activities:

Bond proceeds	(29,930,000)	
Payment to escrow agent	33,074,767	
Principal payments	22,055,000	
Original issue premium on debt issued during the fiscal year	(3,191,605)	
Net bond premium, discount amortized	809,512	
Loss on refunding amortized	<u>(892,639)</u>	21,925,035

Governmental funds record bond interest expense when the payments are made.

Bond interest payments owed for the current fiscal year which will be paid during the next fiscal year were accrued and are recorded as an expense in the statement of activities.	155,638
--	---------

Compensated absences are recorded in the governmental funds when paid, but are
recorded in the statement of activities when earned. This represents the amount
compensated absences paid exceeded the amount earned in the current period.

(67,587)

Internal service funds are used by management to charge the costs of certain
activities to individual funds. The net revenue (expense) of the internal service
funds is reported with governmental activities

4,025,270

Total changes in net position at October 31, 2014 per statement of activities	<u>\$ 32,124,128</u>
---	----------------------

The accompanying notes are an integral part of the basic financial statements.



Lafayette
CONSOLIDATED GOVERNMENT

LAFAYETTE CITY-PARISH CONSOLIDATED GOVERNMENT
Lafayette, Louisiana

Statement of Net Position - Proprietary Funds
October 31, 2014

	Business -Type Activities - Enterprise Funds					Governmental Activities Internal Service Funds
	Utilities System	Communications System	Lafayette Public Power Authority	Other Enterprise Funds	Total	
ASSETS						
CURRENT ASSETS						
Cash	\$ 2,662,120	\$ 2,241,776	\$ 1,573,828	\$ 12,861	\$ 6,490,585	\$ 123,119
Investments	6,500,000	2,000,000	16,900,000	1,321,640	26,721,640	13,791,057
Accounts receivable, net	23,627,740	673,679	43,261	1,620,531	25,965,211	574,680
Note receivable - interfund loan	50,000	-	-	-	50,000	-
Accrued interest receivable	905,065	-	-	1,071	906,136	11,178
Due from other funds	1,901,607	655,014	-	1,494,305	4,050,926	64,193
Due from other governmental agencies	3,048,381	22,638	-	-	3,071,019	-
Inventories, net	6,889,295	-	16,366,046	-	23,255,341	161,469
Prepaid items	-	84,180	320	-	84,500	208,907
Total current assets	45,584,208	5,677,287	34,883,455	4,450,408	90,595,358	14,934,603
NONCURRENT ASSETS						
Restricted assets:						
Cash	7,680,294	1,352,800	101,247	-	9,134,341	-
Investments	123,322,809	2,700,000	35,782,754	-	161,805,563	-
Receivables	70,943	-	10,867	-	81,810	-
Total restricted assets	131,074,046	4,052,800	35,894,868	-	171,021,714	-
CAPITAL ASSETS						
Land	18,195,708	717,843	201,964	3,147,688	22,263,203	-
Construction in progress	12,456,964	1,548,822	62,448,016	-	76,453,802	-
Buildings and site improvements, net	-	-	-	219,712	219,712	124,814
Equipment, net	-	-	12,845,942	1,090,637	13,936,579	241,823
Utility plant and equipment, net	542,460,849	81,678,567	32,490,784	-	656,630,200	-
Total capital assets, net	573,113,521	83,945,232	107,986,706	4,458,037	769,503,496	366,637
OTHER ASSETS						
Note receivable - interfund loan	27,798,160	-	-	-	27,798,160	-
Unamortized start-up costs	-	1,857,132	-	-	1,857,132	-
Total other assets	27,798,160	1,857,132	-	-	29,655,292	-
Total assets	777,569,935	95,532,451	178,765,029	8,908,445	1,060,775,860	15,301,240
DEFERRED OUTFLOW OF ASSETS						
Deferred loss on bond refunding	11,427,508	-	-	-	11,427,508	-

The accompanying notes are an integral part of the basic financial statements.

	Business -Type Activities - Enterprise Funds					Governmental Activities Internal Service Funds
	Utilities System	Communications System	Lafayette Public Power Authority	Other Enterprise Funds	Total	
LIABILITIES						
CURRENT LIABILITIES (payable from current assets)						
Cash overdraft	-	-	-	1,421,485	1,421,485	108,718
Accounts payable	4,667,073	880,566	4,226,454	972,097	10,746,190	1,172,325
Accrued liabilities	837,162	144,527	-	25,394	1,007,083	31,142
Contracts payable	200,190	-	4,986,558	-	5,186,748	-
Retainage payable	322,325	-	-	-	322,325	-
Other payables	-	-	-	-	-	8,435
Unearned revenue	16,147	-	-	-	16,147	-
Note payable - interfund loan	-	50,000	-	-	50,000	-
Accrued interest - interfund loan	-	905,065	-	-	905,065	-
Due to other funds	2,184,606	1,632,925	83,864	-	3,901,395	121,126
Unpaid claims liability	-	-	-	-	-	6,120,676
Accrued compensated absences	1,948,376	97,673	-	71,147	2,117,196	62,511
Total	10,175,879	3,710,756	9,296,876	2,490,123	25,673,634	7,624,933
CURRENT LIABILITIES (payable from restricted assets)						
Customers' deposits	8,385,101	123,081	-	-	8,508,182	-
Total current liabilities	18,560,980	3,833,837	9,296,876	2,490,123	34,181,816	7,624,933
NONCURRENT LIABILITIES						
Revenue bonds payable	266,363,808	113,809,923	100,162,477	-	480,336,208	-
Note payable - interfund loan	-	27,798,160	-	-	27,798,160	-
Claims payable	-	-	-	-	-	5,687,497
Accrued compensated absences	5,577,425	34,829	-	194,522	5,806,776	333,754
Other employee benefits payable	-	-	-	-	-	3,556,538
Total noncurrent liabilities	271,941,233	141,642,912	100,162,477	194,522	513,941,144	9,577,789
Total liabilities	290,502,213	145,476,749	109,459,353	2,684,645	548,122,960	17,202,722
NET POSITION						
Net investment in capital assets	325,048,799	(36,727,413)	19,202,698	4,458,037	311,982,121	366,637
Restricted for:						
Debt service	115,294,852	2,761,739	15,029,841	-	133,086,432	-
Unrestricted (deficit)	58,151,579	(15,978,624)	35,073,137	1,765,763	79,011,855	(2,268,119)
Total net position (deficit)	\$ 498,495,230	\$ (49,944,298)	\$ 69,305,676	\$ 6,223,800	\$ 524,080,408	\$ (1,901,482)

LAFAYETTE CITY-PARISH CONSOLIDATED GOVERNMENT
Lafayette, Louisiana

Reconciliation of the Propriety Funds Statement of Net Position
to the Statement of Net Position
October 31, 2014

Total net position - enterprise funds at October 31, 2014	\$ 524,080,408
Total net position reported for business-type activities in the statement of net position is different because:	
The net position and liabilities of certain internal service funds are reported with business-type activities	<u>(1,098,958)</u>
Total net position of business-type activities at October 31, 2014	<u>\$ 522,981,450</u>

The accompanying notes are an integral part of the basic financial statements.

LAFAYETTE CITY-PARISH CONSOLIDATED GOVERNMENT
Lafayette, Louisiana

Statement of Revenues, Expenses, and Changes in Fund Net Position - Proprietary Funds
For the Year Ended October 31, 2014

	Business -Type Activities - Enterprise Funds				Total	Governmental Activities Internal Service Funds
	Utilities System	Communications System	Lafayette Public Power Authority	Other Enterprise Funds		
Operating revenues:						
Charges for services	\$242,884,655	\$ 27,056,997	\$58,881,514	\$14,747,727	\$ 343,570,893	\$37,435,119
Miscellaneous	4,796,423	5,093,336	-	266,777	10,156,536	1,321,247
Total operating revenues	<u>247,681,078</u>	<u>32,150,333</u>	<u>58,881,514</u>	<u>15,014,504</u>	<u>353,727,429</u>	<u>38,756,366</u>
Operating expenses:						
Production, collection and cost of services	122,444,242	14,985,387	49,136,930	13,999,368	200,565,927	32,182,158
Distribution and treatment	27,674,617	-	144,375	-	27,818,992	-
Administrative and general	27,347,702	4,108,631	2,649,166	825,174	34,930,673	-
Transfer to City in lieu of taxes	22,073,834	-	-	-	22,073,834	-
Depreciation and amortization	23,776,831	10,538,623	1,799,880	230,532	36,345,866	72,933
Total operating expenses	<u>223,317,226</u>	<u>29,632,641</u>	<u>53,730,351</u>	<u>15,055,074</u>	<u>321,735,292</u>	<u>32,255,091</u>
Operating income (loss)	<u>24,363,852</u>	<u>2,517,692</u>	<u>5,151,163</u>	<u>(40,570)</u>	<u>31,992,137</u>	<u>6,501,275</u>
Nonoperating revenues (expenses):						
Investment earnings	1,343,980	942	69,455	1,317	1,415,694	19,742
Interest expense	(7,432,094)	(6,295,022)	(3,667,746)	-	(17,394,862)	-
Gain (loss) on sale/disposal of capital assets	(250,980)	(123,250)	(89,914)	(1,695)	(465,839)	1,290
Federal grant revenue	656,112	-	-	-	656,112	-
Other, net	(82,830)	2,648,441	-	-	2,565,611	-
Total nonoperating revenues (expenses)	<u>(5,765,812)</u>	<u>(3,768,889)</u>	<u>(3,688,205)</u>	<u>(378)</u>	<u>(13,223,284)</u>	<u>21,032</u>
Income (loss) before contributions and transfers	18,598,040	(1,251,197)	1,462,958	(40,948)	18,768,853	6,522,307
Capital contributions	-	-	-	45,146	45,146	-
Transfers in, net	-	-	-	1,113,098	1,113,098	135,472
Change in net position	18,598,040	(1,251,197)	1,462,958	1,117,296	19,927,097	6,657,779
Net position (deficit), beginning, as restated	<u>479,897,190</u>	<u>(48,693,101)</u>	<u>67,842,718</u>	<u>5,106,504</u>	<u>504,153,311</u>	<u>(8,559,261)</u>
Net position (deficit), ending	<u>\$498,495,230</u>	<u>\$ (49,944,298)</u>	<u>\$69,305,676</u>	<u>\$ 6,223,800</u>	<u>\$ 524,080,408</u>	<u>\$ (1,901,482)</u>

The accompanying notes are an integral part of the basic financial statements.

LAFAYETTE CITY-PARISH CONSOLIDATED GOVERNMENT
Lafayette, Louisiana

Reconciliation of the Statement of Revenues, Expenses, and
Changes in Fund Net Position of Proprietary Funds
to the Statement of Activities
For the Year Ended October 31, 2014

Total net changes in net position at October 31, 2014 per statement of revenues, expenditures and changes in fund net position	\$ 19,927,097
The change in net position reported for business-type activities in the statement of activities is different because:	
The net revenue (expense) of certain internal service funds are reported with business-type activities	<u>2,632,509</u>
Total changes in net position at October 31, 2014 per statement of activities	<u>\$ 22,559,606</u>

The accompanying notes are an integral part of the basic financial statements.

LAFAYETTE CITY-PARISH CONSOLIDATED GOVERNMENT

Lafayette, Louisiana

Statement of Cash Flows - Proprietary Funds
For the Year Ended October 31, 2014

Business -Type Activities - Enterprise Funds

	Business -Type Activities - Enterprise Funds				Total	Governmental Activities Internal Service Funds
	Utilities System	Communications System	Lafayette Public Power Authority	Other Enterprise Funds		
CASH FLOWS FROM OPERATING ACTIVITIES						
Receipts from customers	\$ 243,984,756	\$ 27,693,070	\$ 58,881,514	\$ 14,689,316	\$ 345,248,656	\$ 7,227,067
Receipts from insured	-	-	-	-	-	29,909,811
Payments to suppliers for goods and services	(150,979,066)	(14,912,169)	(41,029,452)	(12,533,234)	(219,453,921)	(12,629,472)
Payments to employees and for employee related costs	(23,719,213)	(3,780,488)	(413,944)	(1,971,052)	(29,884,697)	(2,512,785)
Payments for claims	-	-	-	-	-	(17,094,113)
Internal activity - payments to other funds	(22,073,834)	-	-	(490,520)	(22,564,354)	-
Other receipts	<u>3,609,900</u>	<u>5,093,336</u>	<u>-</u>	<u>266,777</u>	<u>8,970,013</u>	<u>1,321,247</u>
Net cash provided (used) by operating activities	<u>50,822,543</u>	<u>14,093,749</u>	<u>17,438,118</u>	<u>(38,713)</u>	<u>82,315,697</u>	<u>6,221,755</u>
CASH FLOWS FROM NONCAPITAL FINANCING ACTIVITIES						
Decrease in cash overdraft	-	-	-	(746,067)	(746,067)	(26,149)
Increase in customer deposits, net of refunds	331,822	24,846	-	-	356,668	-
Interest paid on customer deposits	(18,450)	-	-	-	(18,450)	-
Cash paid to component unit	-	-	-	1,879	1,879	-
Transfers in (out)	<u>-</u>	<u>-</u>	<u>-</u>	<u>1,113,098</u>	<u>1,113,098</u>	<u>135,472</u>
Net cash provided by noncapital financing activities	<u>313,372</u>	<u>24,846</u>	<u>-</u>	<u>368,910</u>	<u>707,128</u>	<u>109,323</u>
CASH FLOWS FROM CAPITAL AND RELATED FINANCING ACTIVITIES						
Principal payments on bonds	(11,355,000)	(3,590,000)	(6,005,000)	-	(20,950,000)	-
Principal received/paid on interfund loan	25,000	(25,000)	-	-	-	-
Interest paid	(11,978,916)	(6,407,326)	(6,351,072)	-	(24,737,314)	-
Federal grants received for capital assets	1,252,105	-	-	-	1,252,105	-
Purchase and construction of capital assets	<u>(25,070,980)</u>	<u>(7,435,034)</u>	<u>(41,841,533)</u>	<u>(68,486)</u>	<u>(74,416,033)</u>	<u>(19,609)</u>
Net cash used by capital and related financing activities	<u>(47,127,791)</u>	<u>(17,457,360)</u>	<u>(54,197,605)</u>	<u>(68,486)</u>	<u>(118,851,242)</u>	<u>(19,609)</u>
CASH FLOWS FROM INVESTING ACTIVITIES						
Interest earnings	953,333	942	76,041	1,406	1,031,722	16,545
Sales (purchases) of investments	8,959,779	-	-	(294,584)	8,665,195	(6,277,386)
Other	<u>(82,830)</u>	<u>2,648,441</u>	<u>-</u>	<u>-</u>	<u>2,565,611</u>	<u>-</u>
Net cash provided (used) by investing activities	<u>9,830,282</u>	<u>2,649,383</u>	<u>76,041</u>	<u>(293,178)</u>	<u>12,262,528</u>	<u>(6,260,841)</u>
Net increase (decrease) in cash and cash equivalents	13,838,406	(689,382)	(36,683,446)	(31,467)	(23,565,889)	50,628
Balances, beginning of the year	<u>51,240,677</u>	<u>8,983,958</u>	<u>81,323,548</u>	<u>44,328</u>	<u>141,592,511</u>	<u>72,491</u>
Balances, end of the year	<u>\$ 65,079,083</u>	<u>\$ 8,294,576</u>	<u>\$ 44,640,102</u>	<u>\$ 12,861</u>	<u>\$ 118,026,622</u>	<u>\$ 123,119</u>

(continued)

LAFAYETTE CITY-PARISH CONSOLIDATED GOVERNMENT

Lafayette, Louisiana

Statement of Cash Flows - Proprietary Funds (Continued)
For the Year Ended October 31, 2014

	Business -Type Activities - Enterprise Funds				Total	Governmental Activities Internal Service Funds
	Utilities System	Communications System	Lafayette Public Power Authority	Other Enterprise Funds		
RECONCILIATION OF OPERATING INCOME (LOSS) TO NET CASH PROVIDED (USED) BY OPERATING ACTIVITIES						
Operating income (loss)	\$ 24,363,852	\$ 2,517,692	\$ 5,151,163	\$ (40,570)	\$ 31,992,137	\$ 6,501,275
Adjustments to reconcile operating income (loss) to net cash provided (used) by operating activities:						
Depreciation and amortization	23,776,831	10,538,623	1,799,880	230,532	36,345,866	72,933
Imputed taxes	(1,186,523)	933,755	-	-	(252,768)	-
Provision for bad debts	856,914	536,570	-	224,627	1,618,111	-
Change in assets and liabilities:						
Receivables	243,187	99,503	15,388	(283,038)	75,040	(298,241)
Due from other governmental agencies	(210,814)	-	-	-	(210,814)	-
Inventories	685,953	-	7,990,966	-	8,676,919	(1,746)
Prepaid expenses and clearing accounts	2,310	178,698	-	-	181,008	(106,882)
Accounts payable	445,108	105,020	3,744,166	(35,071)	4,259,223	(13,447)
Accrued liabilities	(749,047)	(17,751)	-	-	(766,798)	-
Unearned revenue	16,147	-	-	(2,989)	13,158	-
Due from/to other funds	2,199,014	(780,642)	(1,263,445)	(132,204)	22,723	67,863
Compensated absences	379,611	(17,719)	-	-	361,892	-
Net cash provided (used) by operating activities	<u>\$ 50,822,543</u>	<u>\$ 14,093,749</u>	<u>\$ 17,438,118</u>	<u>\$ (38,713)</u>	<u>\$ 82,315,697</u>	<u>\$ 6,221,755</u>
Noncash investing, capital and financing activities:						
Capital assets contributed from other funds	<u>\$ -</u>	<u>\$ -</u>	<u>\$ -</u>	<u>\$ 45,146</u>	<u>\$ 45,146</u>	<u>\$ -</u>
Increase (decrease) in fair value of investments	<u>\$ 30,751</u>	<u>\$ -</u>	<u>\$ (10,327)</u>	<u>\$ (61)</u>	<u>\$ 20,363</u>	<u>\$ 62</u>
Gain (loss) on disposal of capital assets	<u>\$ (250,980)</u>	<u>\$ (123,250)</u>	<u>\$ (89,914)</u>	<u>\$ (1,695)</u>	<u>\$ (465,839)</u>	<u>\$ 1,290</u>
Cash and cash equivalents, beginning of period						
Cash - unrestricted	\$ 606,773	\$ 1,189,704	\$ 1,007,656	\$ 44,328	\$ 2,848,461	\$ 72,491
Investments - unrestricted	7,000,000	1,000,000	7,000,000	-	15,000,000	-
Cash - restricted	1,511,366	1,194,254	5,396,080	-	8,101,700	-
Investments - restricted	126,095,747	5,600,000	77,643,662	-	209,339,409	-
Less: Investments with maturity in excess of 90 days	<u>(83,973,209)</u>	<u>-</u>	<u>(9,723,850)</u>	<u>-</u>	<u>(93,697,059)</u>	<u>-</u>
Total	<u>51,240,677</u>	<u>8,983,958</u>	<u>81,323,548</u>	<u>44,328</u>	<u>141,592,511</u>	<u>72,491</u>
Cash and cash equivalents, end of period						
Cash - unrestricted	2,662,120	2,241,776	1,573,828	12,861	6,490,585	123,119
Investments - unrestricted	6,500,000	2,000,000	16,900,000	-	25,400,000	-
Cash - restricted	7,680,294	1,352,800	101,247	-	9,134,341	-
Investments - restricted	123,322,809	2,700,000	35,782,754	-	161,805,563	-
Less: Investments with maturity in excess of 90 days	<u>(75,086,140)</u>	<u>-</u>	<u>(9,717,727)</u>	<u>-</u>	<u>(84,803,867)</u>	<u>-</u>
Total	<u>65,079,083</u>	<u>8,294,576</u>	<u>44,640,102</u>	<u>12,861</u>	<u>118,026,622</u>	<u>123,119</u>
Net increase (decrease)	<u>\$ 13,838,406</u>	<u>\$ (689,382)</u>	<u>\$ (36,683,446)</u>	<u>\$ (31,467)</u>	<u>\$ (23,565,889)</u>	<u>\$ 50,628</u>

The accompanying notes are an integral part of the basic financial statements.



Lafayette
CONSOLIDATED GOVERNMENT

LAFAYETTE CITY-PARISH CONSOLIDATED GOVERNMENT
Lafayette, Louisiana

Statement of Fiduciary Net Position
Fiduciary Funds
October 31, 2014

	Metrocode Retirement Fund	Investment Trust Fund	Agency Funds
ASSETS			
Cash	\$ -	\$ 109,927	\$ 5,568,518
Investments	-	12,423,955	24,341
Accrued interest receivable	-	10,065	20
Due from other agencies	-	-	132,744
Total assets	-	12,543,947	5,725,623
LIABILITIES			
Accrued liabilities	-	-	2,802,717
Due to other governmental agencies	-	-	1,467,814
Other payables	-	-	1,455,092
Total liabilities	-	-	5,725,623
NET POSITION			
Held in trust for pool participants	\$ -	\$ 12,543,947	\$ -

The accompanying notes are an integral part of the basic financial statements.

LAFAYETTE CITY-PARISH CONSOLIDATED GOVERNMENT
Lafayette, Louisiana

Statement of Changes in Fiduciary Net Position
Fiduciary Funds
For the Year Ended October 31, 2014

	<u>Metrocode Retirement Fund</u>	<u>Investment Trust Fund</u>
ADDITIONS		
Investment income:		
Interest	\$ 1	\$ 13,827
Individual account transactions:		
Participant deposits	-	4,334,183
Transfer from Codes and Permits Special Revenue Fund	<u>2,841</u>	<u>-</u>
Total additions	<u>2,842</u>	<u>4,348,010</u>
DEDUCTIONS		
Net decrease in fair value of investments	-	957
Benefits paid	2,842	-
Distributions to participants	<u>-</u>	<u>4,013,266</u>
Total deductions	<u>2,842</u>	<u>4,014,223</u>
Change in net position held in trust for:		
Pool participants	-	333,787
Net position, beginning	<u>-</u>	<u>12,210,160</u>
Net position, ending	<u>\$ -</u>	<u>\$ 12,543,947</u>

The accompanying notes are an integral part of the basic financial statements.

LAFAYETTE CITY-PARISH CONSOLIDATED GOVERNMENT
Lafayette, Louisiana

Combining Statement of Net Position - Discretely Presented Component Units
October 31, 2014

	Cajundome Commission	Lafayette Regional Airport	Lafayette Public Trust Financing Authority	Nonmajor Component Units	Total
ASSETS					
Cash and interest-bearing deposits	\$ 3,360,614	\$ 17,046,516	\$ 2,529,171	\$ 25,475,360	\$ 48,411,661
Investments	-	-	17,686,400	776,044	18,462,444
Accounts receivable, net	286,543	422,851	-	1,221,311	1,930,705
Loans receivable	-	-	6,507,347	-	6,507,347
Taxes receivable	-	1,154,230	-	928,523	2,082,753
Accrued interest receivable	-	-	161,221	787	162,008
Due from primary government	-	-	-	34,784	34,784
Due from other governmental agencies	-	4,508,038	-	1,143,985	5,652,023
Other receivables	-	-	-	30,124	30,124
Inventories	119,051	-	-	93,508	212,559
Prepaid items	-	430,161	-	111,069	541,230
Deposits	7,692	-	-	-	7,692
Restricted assets:					
Cash	1,245,014	1,301,455	491,640	2,397,260	5,435,369
Investments	-	-	14,554,739	-	14,554,739
Receivables	-	-	30,589	-	30,589
Other assets	-	-	1,310,493	-	1,310,493
Capital assets:					
Non-depreciable	-	26,725,296	141,652	1,192,157	28,059,105
Depreciable, net	-	75,536,543	2,286,059	22,326,938	100,149,540
Total assets	<u>5,018,914</u>	<u>127,125,090</u>	<u>45,699,311</u>	<u>55,731,850</u>	<u>233,575,165</u>
DEFERRED OUTFLOWS OF RESOURCES					
Deferred loss on bond refunding	-	-	-	24,771	24,771
LIABILITIES					
Liabilities:					
Accounts payable	288,582	1,914,101	21,107	915,711	3,139,501
Accrued liabilities	196,129	126,818	717,849	120,220	1,161,016
Due to primary government	-	-	-	26,444	26,444
Due to other governmental agencies	-	-	-	19,873	19,873
Unearned revenue	1,124,031	41,537	-	31,475	1,197,043
Accrued interest payable	-	-	58,013	61,096	119,109
Deposits	-	64,068	2,500	120,280	186,848
Long-term liabilities:					
Portion due or payable within one year	18,892	-	6,297,135	782,650	7,098,677
Portion due or payable after one year	227,449	72,000	7,953,789	9,596,912	17,850,150
Total liabilities	<u>1,855,083</u>	<u>2,218,524</u>	<u>15,050,393</u>	<u>11,674,661</u>	<u>30,798,661</u>
DEFERRED INFLOWS OF RESOURCES					
Property taxes	-	416,233	-	1,592,171	2,008,404
NET POSITION					
Net investment in capital assets	-	102,261,839	325,593	16,066,613	118,654,045
Restricted for:					
Capital projects	3,174,611	1,301,455	-	-	4,476,066
Debt service	-	-	1,357,017	3,028,349	4,385,366
Other purposes	-	-	-	620,855	620,855
Unrestricted (deficit)	(10,780)	20,927,039	28,966,308	22,773,972	72,656,539
Total net position	<u>\$ 3,163,831</u>	<u>\$ 124,490,333</u>	<u>\$ 30,648,918</u>	<u>\$ 42,489,789</u>	<u>\$ 200,792,871</u>

The accompanying notes are an integral part of the basic financial statements.

LAFAYETTE CITY-PARISH CONSOLIDATED GOVERNMENT
Lafayette, Louisiana

Combining Statement of Activities - Discretely Presented Component Units
For the Year Ended October 31, 2014

	Cajundome Commission	Lafayette Regional Airport	Lafayette Public Trust Financing Authority	Nonmajor Component Units	Total
Expenses	\$ 11,192,470	\$ 12,326,440	\$ 2,314,105	\$ 19,492,804	\$ 45,325,819
Program Revenues:					
Charges for services	8,560,986	8,810,894	160,218	13,459,454	30,991,552
Operating grants and contributions	500,000	102,510	-	3,798,703	4,401,213
Capital grants and contributions	100,000	10,401,085	-	158,617	10,659,702
Total program revenues	<u>9,160,986</u>	<u>19,314,489</u>	<u>160,218</u>	<u>17,416,774</u>	<u>46,052,467</u>
Net program revenues (expenses)	<u>(2,031,484)</u>	<u>6,988,049</u>	<u>(2,153,887)</u>	<u>(2,076,030)</u>	<u>726,648</u>
General revenues:					
Taxes-					
Property	-	3,061,606	-	1,846,888	4,908,494
Hotel/motel	2,627,779	-	-	-	2,627,779
Grants and contributions not restricted to specific programs	-	47,660	-	-	47,660
Investment earnings	21,030	84,943	355,511	52,625	514,109
Gain (loss) on disposal of capital assets	-	8,509	-	(905)	7,604
Miscellaneous	106,750	-	706,659	247,247	1,060,656
Total general revenues	<u>2,755,559</u>	<u>3,202,718</u>	<u>1,062,170</u>	<u>2,145,855</u>	<u>9,166,302</u>
Change in net position	724,075	10,190,767	(1,091,717)	69,825	9,892,950
Net position, beginning, as restated	<u>2,439,756</u>	<u>114,299,566</u>	<u>31,740,635</u>	<u>42,419,964</u>	<u>190,899,921</u>
Net position, ending	<u>\$ 3,163,831</u>	<u>\$ 124,490,333</u>	<u>\$ 30,648,918</u>	<u>\$ 42,489,789</u>	<u>\$ 200,792,871</u>

The accompanying notes are an integral part of the basic financial statements.



Lafayette
CONSOLIDATED GOVERNMENT

LAFAYETTE CITY-PARISH CONSOLIDATED GOVERNMENT
Lafayette, Louisiana

Notes to the Basic Financial Statements

	<u>Index</u>	<u>Page</u>
Note 1	Summary of Significant Accounting Policies.....	36
Note 2	Stewardship, Compliance, and Accountability.....	50
Note 3	Cash and Interest-Bearing Deposits.....	51
Note 4	Investments.....	52
Note 5	Receivables.....	54
Note 6	Ad Valorem Taxes.....	54
Note 7	Due From Other Government Agencies.....	56
Note 8	On-Behalf Payments for Salaries and Benefits.....	56
Note 9	Restricted Assets - Enterprise Funds.....	57
Note 10	Accounts and Other Payables.....	57
Note 11	Capital Assets.....	58
Note 12	Interfund Balances.....	60
Note 13	Interfund Transfers.....	61
Note 14	Receivable and Payable Between Primary Government and Component Units.....	61
Note 15	Transactions Between Primary Government and Discretely Presented Component Units....	62
Note 16	Interfund Loan - Note Receivable/Note Payable.....	62
Note 17	Long-Term Liabilities.....	63
Note 18	Risk Management.....	70
Note 19	Commitments and Contingencies	73
Note 20	Contract for Purchase of Power.....	74
Note 21	Post Retirement Health Care Benefits.....	74
Note 22	Employee Retirement Systems.....	78
Note 23	Environmental Liabilities and Regulations.....	79
Note 24	Flow of Funds: Restrictions on Use - Utility Revenues.....	81
Note 25	Flow of Funds: Restrictions on Use - Communications Revenues.....	82
Note 26	Flow of Funds: Restrictions on Use - LPPA.....	83
Note 27	Dedication of Proceeds and Flow of Funds - Sales and Use Taxes.....	83
Note 28	Deficit Fund Balance and Unrestricted Net Position of Individual Funds.....	85
Note 29	Change in Accounting Principle.....	85
Note 30	Compensation of Council.....	86
Note 31	Subsequent Events.....	86
Note 32	Subsequent Event Review.....	86

LAFAYETTE CITY-PARISH CONSOLIDATED GOVERNMENT
Lafayette, Louisiana

Notes to the Basic Financial Statements

(1) Summary of Significant Accounting Policies

The financial statements of the Lafayette City-Parish Consolidated Government (the “Government”) are prepared in accordance with generally accepted accounting principles (GAAP). The Governmental Accounting Standards Board (GASB) is responsible for establishing GAAP for state and local governments through its pronouncements (Statements and Interpretations). The accounting and reporting framework and the more significant accounting policies are described below.

A. Reporting Entity

The financial reporting entity consists of (a) the primary government, (b) organizations for which the primary government is financially accountable, and (c) other organizations for which the primary government is not accountable, but for which the nature and significance of their relationship with the primary government are such that exclusion would cause the reporting entity’s financial statements to be misleading or incomplete.

Primary Government -

The Government operates under a home rule charter. The plan of government provided by the home rule charter is a President-Council form of government. The elected President is the head of the executive branch and the elected Council (nine members) will constitute the legislative branch. The Government’s operations include police and fire protection, public transportation (a Government-owned bus system), streets and drainage, parks and recreation, certain social services (including urban redevelopment and housing) and general administration services. The Government owns and operates five enterprise activities: (1) a utilities system which generates and distributes electricity and provides water and sewer services; (2) a fiber optic network which provides telephone, cable TV and internet services; (3) an environmental quality division which provides compost and solid waste disposal and other environmental services; (4) an animal control shelter which provides a parish-wide animal control program; and (5) a compressed natural gas service station which provides an alternative fuel source for both public and private vehicles.

Component Units -

Section 2100 of the 2011 Governmental Accounting Standards Board (GASB) *Codification of Governmental Accounting and Financial Reporting Standards*, “Defining the Financial Reporting Entity” establishes criteria for determining which entities should be considered a component unit and, as such, part of the reporting entity for financial reporting purposes. The basic criteria are as follows:

1. Legal status of the potential component unit including the right to incur its own debt, levy its own taxes and charges, expropriate property in its own name, sue and be sued, and the right to buy, sell and lease property in its own name.
2. Whether the primary government’s governing authority (City-Parish Council or City-Parish President) appoints a majority of board members of the potential component unit and is able to impose its will on the potential component unit or the potential component unit is fiscally dependent on the primary government.
3. Financial benefit/burden relationship between the primary government and the potential component unit.

LAFAYETTE CITY-PARISH CONSOLIDATED GOVERNMENT
Lafayette, Louisiana

Notes to the Basic Financial Statements (Continued)

4. The nature and significance of the relationship between the potential component unit with the primary government are such that exclusion would cause the reporting entity's financial statements to be misleading.

Based on these criteria, the Government includes the component units detailed below in the financial reporting entity.

Blended Component Unit -

Lafayette Public Power Authority (LPPA) - LPPA was created by the Louisiana Legislature for the purpose of acquiring electric generating facilities in conjunction with other governmental entities or private enterprises. LPPA owns 50% of a coal-fired generating plant in Boyce, Louisiana (other owners: Cleco - 30%; Louisiana Energy and Power Authority - 20%). All energy produced from LPPA's share of the facility is sold to the Government. The Lafayette Public Utilities Authority (LPUA) is LPPA's governing authority and is comprised of City-Parish council members whose council district includes sixty percent (60%) or more of persons residing in the City of Lafayette and the Government's Director of Utilities is its Managing Director. Although it is legally separate from the Government, LPPA is reported as if it were part of the primary government because its governing body is composed of much of the governing body of the Government and all of the energy generated is sold to the Government's Utilities System.

Discretely Presented Component Units -

Downtown Development Authority - The Downtown Development Authority was created by the Louisiana Legislature to implement various plans to aid and encourage both private and public development of the Lafayette Centre Development District. The Council appoints the seven members of the Authority, and the Council must also approve any development plans of the Authority. Funding is provided by an ad valorem tax. The tax began in 1993 and renewed for a period of 15 years in 2008. The Authority's fiscal year end is December 31.

Firemen's Pension and Relief Fund and Police Pension and Relief Fund - These entities were created by the Louisiana Legislature to provide retirement and disability benefits to the firemen and policemen of the City of Lafayette. During a prior fiscal year, each merged with its respective statewide system. The funds will continue to exist until all assets have been liquidated. The entities' fiscal year end is October 31.

Cajundome Commission - The Commission was created in 1987 by an intergovernmental agreement between the City of Lafayette and the University of Louisiana - Lafayette, and is responsible for overseeing the operations of the Cajundome, a multi-purpose civic center. Three of the five members of the Commission are appointed by the Government, and the Government makes an annual contribution toward the operating and capital costs of the Cajundome. The Commission's fiscal year end is October 31.

City Court of Lafayette and Marshal-City Court of Lafayette - The day to day operations of City Court of Lafayette and the Marshal are funded through the Government's General Fund. In addition, the activities of the Court and the Marshal are primarily for City residents. The entities' fiscal year end is October 31.

LAFAYETTE CITY-PARISH CONSOLIDATED GOVERNMENT
Lafayette, Louisiana

Notes to the Basic Financial Statements (Continued)

Lafayette Regional Airport - Lafayette Regional Airport is a municipally owned, non-hub airport located on U.S. Highway 90 East in the City of Lafayette. The Airport provides passenger service through three regional carriers. The major source of revenue for the Airport is rentals on buildings, hangars, land, and terminal space. The Airport is governed by a seven member, non-elected commission. Five members are appointed by the Government, one member is appointed by the City-Parish President, and one member is appointed by the mayors of the various municipalities surrounding Lafayette. The Airport's fiscal year end is December 31.

Lafayette Parish Waterworks District North - The Lafayette Parish Waterworks District North was created under the provisions of Louisiana Revised Statutes 33:3811, for the purpose of providing potable drinking water to the rural areas of Lafayette Parish. The District is governed by a board of commissioners composed of nine members appointed by the Government. Each board of commissioners serves a four year term and cannot serve more than 12 years. The District's fiscal year end is December 31.

Lafayette Parish Waterworks District South - The Lafayette Parish Waterworks District South was issued a charter by the State of Louisiana and a franchise from the Parish of Lafayette on October 10, 1974. The District's purpose is to provide a water system for the southern district of Lafayette Parish. The Government's Council appoints the governing body of the District. The District's fiscal year end is August 31.

Lafayette Public Trust Financing Authority (LPTFA) - LPTFA was formed as a public trust on January 16, 1979 pursuant to Chapter 2-A of Title 9 of the Louisiana revised statutes. The beneficiary of the trust is the City of Lafayette. LPTFA was created to provide financing to low and moderate income families within the Parish of Lafayette. The governing body of LPTFA is comprised of a board of five trustees appointed by the Government's Council. LPTFA's fiscal year is April 1 through March 31.

District Attorney of the 15th Judicial District - As provided by Article V, Section 26 of the Louisiana Constitution of 1974, the District Attorney of the 15th Judicial District, Parishes of Acadia, Lafayette and Vermilion, Louisiana has charge of every criminal prosecution by the State in his district, is the representative of the State before the grand jury in his district, and is the legal advisor to the grand jury. He performs other duties as provided by law. The District Attorney is elected by the qualified electors of the judicial district for a term of six years. The District Attorney is fiscally dependent on the Government since the District Attorney's offices are located in the Parish Courthouse, the upkeep and maintenance of the Courthouse is paid by the Government and in addition, the Government pays salaries and certain operating expenditures of the District Attorney. The District Attorney's fiscal year end is December 31.

Lafayette Parish Bayou Vermilion District - Lafayette Parish Bayou Vermilion District is a corporate body created under Chapter 32 of Title 33 of the Louisiana Revised Statutes of 1950, comprised of R.S. 33:9201 through 33:9210. The District is governed by a Board of Commissioners composed of nine members. Two members are appointed by the chief executive officers of the incorporated municipalities of Lafayette Parish other than the City of Lafayette; two members are appointed by the chief executive officer of the Government; and five members, one of whom shall be a black citizen, shall be appointed by the governing authority of the City of Lafayette; one member shall be appointed by the chief executive officer of Lafayette Parish; and two members shall be appointed by the governing authority of the Government.

LAFAYETTE CITY-PARISH CONSOLIDATED GOVERNMENT
Lafayette, Louisiana

Notes to the Basic Financial Statements (Continued)

The District's purpose is that of improving the water quality and the aesthetics of the Bayou Vermilion within the Parish of Lafayette in an effort to promote the bayou as a recreational and cultural asset, to create and control a new type of viable economic development adjacent to Bayou Vermilion so as to provide a diversified economic base for the City and Parish of Lafayette, and to do any and all other acts which would enhance the general condition of Bayou Vermilion. The District's fiscal year end is December 31.

Lafayette Parish Communication District - The Lafayette Parish Communication District consists of the "911" Fund, the Office of Homeland Security and Emergency Preparedness Fund, and The Communication System Management Fund. The "911" Fund was created by House Bill No. 480, Act No. 788 and signed into law July 18, 1979 for the purpose of establishing a local emergency telephone response service for Lafayette Parish. The Office of Homeland Security and Emergency Preparedness Fund (OHSEP) was consolidated with the Lafayette Parish Communication District on November 1, 1984. Funding for OHSEP is provided by the State of Louisiana Office of Homeland Security and Emergency Preparedness and the Government. Any revenues in excess of expenditures are refunded proportionately to the City and Parish of Lafayette at the end of each fiscal year. The Communication System Management Fund (CSMF) was established on November 1, 1986 to administer the City of Lafayette's 800 Megahertz Radio System. CSMF charges the Lafayette Utilities System and surrounding communities a rental fee for radio tower usage. The City of Lafayette reimburses CSMF for excess expenditures over revenues received from tower rentals. The District's fiscal year end is October 31.

Complete financial statements of the above component units that issue separate financial statements can be obtained at the office of the Legislative Auditor of the State of Louisiana, 1600 North 3rd, Baton Rouge, Louisiana 70802.

Related Organizations

The Government is responsible for appointing members of the boards of other organizations, but the Government's accountability for these organizations do not extend beyond making the appointments. The following agencies are related organizations to the Government. Each organization's financial statements, for those that issue financial statements, can be obtained at their respective administrative offices listed as follows:

Industrial Development Board
(no financial statements)

Housing Authority of Lafayette
115 Kattie Drive
Lafayette, Louisiana 70501

Lafayette Parish Conventions and Visitors Commission
Post Office Box 52066
Lafayette, Louisiana 70505

Lafayette City-Parish Recreation Advisory Commission
(no financial statement)

Lafayette Crime Prevention Advisory Commission
(no financial statement)

Planning and Zoning Commission
(no financial statements)

LAFAYETTE CITY-PARISH CONSOLIDATED GOVERNMENT
Lafayette, Louisiana

Notes to the Basic Financial Statements (Continued)

Joint Ventures

The Government, in conjunction with the Lafayette Parish Sheriff's Office, has entered into an agreement to create the Lafayette Metro Narcotics Task Force (Task Force). The Task Force is solely responsible for the operations of its office. Other than certain operating expenditures that are paid or provided by the members of the joint powers agreement, the Task Force is financially independent. For 2014, the Government's operating appropriation was \$2,552. The Task Force's financial statements can be obtained at the following:

Lafayette Metro Narcotics Task Force
Post Office Box 60309
Lafayette, Louisiana 70596-0309

The Acadiana Criminalistics Laboratory Commission (Acadiana Crime Lab) was created by State statute and is comprised of a 21 member board of commissioners, for which the Government has one appointment. The Acadiana Crime Lab is financed primarily through court costs with any deficit allocated on a pro rata basis to each participating Parish. For 2014, the Government did not have an operating appropriation. The Acadiana Crime Lab's financial statements can be obtained at the following:

Acadiana Criminalistics Laboratory Commission
5004 West Admiral Doyle
New Iberia, Louisiana 70560

Jointly Governed Organization

The Government is responsible for appointing one member of the Teche-Vermilion Fresh Water District. This appointment represents less than a voting majority of this respective board. There is no ongoing financial interest or ongoing financial responsibility for this organization.

B. Basis of Presentation

The Government's basic financial statements consist of the government-wide statements on all of the non-fiduciary activities of the primary government and its component units and the fund financial statements (individual major fund and combined nonmajor fund). The statements are prepared in accordance with accounting principles generally accepted in the United States of America as applied to governmental units.

Government-Wide Financial Statements - (GWFS)

The government-wide financial statements include the statement of net position and the statement of activities for all non-fiduciary activities of the primary government and the total for its component units. As a general rule, the effect of interfund activity has been removed from these statements. Exceptions to the general rule are payments between the enterprise funds and other various functions of government for charges such as electric fees and contributions between the primary government and its component units which are reported as external transactions. These statements distinguish between the governmental and business-type activities of the Government. Governmental activities generally are financed through taxes, intergovernmental revenues and other nonexchange transactions. Business-type activities are financed in whole or in part by fees charged to external parties. The primary government is reported separately from the legally separate component units as detailed in the previous section.

LAFAYETTE CITY-PARISH CONSOLIDATED GOVERNMENT
Lafayette, Louisiana

Notes to the Basic Financial Statements (Continued)

In the government-wide statement of net position, both the governmental and business-type activities columns (a) are presented on a consolidated basis by column, (b) and are reported on a full accrual, economic resource basis, which recognizes all long-term assets and receivables as well as long-term debt and obligations. The Government's net position is reported in three parts – net investment in capital assets, restricted net position; and unrestricted net position. The Government's policy is to first apply restricted resources when an expense is incurred for purposes for which both restricted and unrestricted net position are available.

The government-wide statement of activities reports both the gross and net cost of each of the Government's functions and business-type activities. The functions are also supported by general government revenues (property, sales and use taxes, certain intergovernmental revenues, etc.). The statement of activities reduces gross expenses (including depreciation) by related program revenues, operating and capital grants. Program revenues include (1) charges to customers or applicants who purchase, use, or directly benefit from goods, services, or privileges provided by a given function or segment, and for various services provided and (2) grants and contributions that are restricted to meeting the operational or capital requirements of a particular function or segment. The net cost (by function or business-type activity) is normally covered by general revenue (property, sales taxes, intergovernmental revenues, interest income, etc.).

The General Fund charges an administrative fee to the other operating funds to recover the direct costs of services provided (finance, personnel, purchasing, etc.).

The government-wide focus is more on the sustainability of the Government as an entity and the change in the Government's net position resulting from the current year's activities.

Fund Financial Statements - (FFS)

The fund financial statements provide information about the Government's funds, including its fiduciary funds and blended component units. Separate statements for each fund category - governmental, proprietary, and fiduciary - are presented. The emphasis of fund financial statements is on major governmental and enterprise funds, each displayed in a separate column. All remaining governmental and enterprise funds are aggregated and reported as nonmajor funds.

Proprietary fund operating revenues, such as charges for services, result from exchange transactions associated with the principal activity of the fund. Exchange transactions are those in which each party receives and gives up essentially equal values. Nonoperating revenues, such as subsidies and investment earnings, result from nonexchange transactions or ancillary activities.

The Government reports the following major governmental funds:

General Fund -

This is the Government's primary operating fund. It accounts for all financial resources of the general government, except those required to be accounted for in another fund. The Government is required to maintain two separate general funds as follows: 1) City General Fund which accounts for resources used to finance the legally defined services of the City government; and 2) Parish General Fund which accounts for resources used to finance the legally defined services of the Parish government.

LAFAYETTE CITY-PARISH CONSOLIDATED GOVERNMENT
Lafayette, Louisiana

Notes to the Basic Financial Statements (Continued)

Sales Tax Capital Improvements Fund -

This fund accounts for the portion of proceeds derived from the City's sales and use tax that is dedicated for capital improvements.

The Government reports the following major enterprise funds:

Utilities System Fund -

This fund accounts for the provision of electric, water and sewer services to the residents of the City and some residents of the Parish. All activities necessary to provide such services are accounted for in this fund, including, but not limited to, administration, operations, maintenance, financing and related debt service, and billing and collections.

Communications System Fund -

This fund accounts for the provision of wholesale fiber bandwidth to retail companies for resale and the provision of telephone, cable TV and internet services to residents of the City. All activities necessary to provide such services are accounted for in this fund, including, but not limited to, administration, operations, maintenance, financing and related debt service, and billing and collections.

Lafayette Public Power Authority (LPPA) -

This fund accounts for the operations of a coal-fired electric generation plant in Boyce, Louisiana, and the sale of energy produced to the Government. LPPA owns 50% of the total plant and accounts for 50% of total costs. The City has agreed to purchase all electric power from the LPPA under the terms of a power sales contract. All activities necessary to provide such services are accounted for in the LPPA, which is a blended component unit of the Government.

In addition, the Government reports the following:

Internal Service Funds -

These funds account for vehicle and transportation services, printing services, and self-insurance including medical insurance coverage provided to other departments on a cost reimbursement basis.

Metrocode Retirement Fund -

This fund accounts for monies accumulated to provide supplemental retirement benefits to two employees so that benefits to all former Metrocode employees are equitable upon retirement.

Investment Trust Fund -

This fund accounts for the external portion of the investment pool operated by the Government.

LAFAYETTE CITY-PARISH CONSOLIDATED GOVERNMENT
Lafayette, Louisiana

Notes to the Basic Financial Statements (Continued)

Agency Funds -

These funds account for assets held by the Government to cover estimated court costs in connection with criminal and civil suits and on behalf of other funds within the Government.

The emphasis in fund financial statements is on the major funds in either the governmental or business-type activities categories. Nonmajor funds by category are summarized into a single column. GASB No. 34 sets forth minimum criteria (percentage of assets, liabilities, revenues or expenditures/expenses of either fund category or the governmental and enterprise combined) for the determination of major funds.

The Government's internal service funds are presented in the proprietary funds financial statements. Because the principal users of the internal services are the Government's governmental activities, the financial statements of the internal services funds are consolidated into the governmental column when presented in the government-wide financial statements. To the extent possible, the cost of these services is reported in the appropriate functional activity.

The Government's fiduciary funds are presented in the fiduciary fund financial statements by type. Since by definition these assets are being held for the benefit of a third party and cannot be used to address activities or obligations of the Government, these funds are not incorporated into the government-wide statements.

C. Basis of Accounting

Government-wide, proprietary and fiduciary fund financial statements -

The government-wide, proprietary and fiduciary fund financial statements are reported using the economic resources measurement focus and the accrual basis of accounting. Revenues are recorded when earned and expenses are recorded when a liability is incurred, regardless of the timing of related cash flows. Nonexchange transactions, in which the Government gives (or receives) value without directly receiving (or giving) equal value in exchange, include property taxes, grants, entitlements and donations. On an accrual basis, property taxes are recognized in the year for which the taxes are levied. Revenue from grants, entitlements and donations are recognized in the fiscal year in which all eligibility requirements have been satisfied.

Governmental fund financial statements -

Governmental funds are reported using the current financial resources measurement focus and the modified accrual basis of accounting. Under this method, revenues are recognized when susceptible to accrual (i.e., when they become both measurable and available). "Measurable" means the amount of the transaction can be determined and "available" means collectible within the current period or soon enough thereafter to be used to pay liabilities of the current period. Sales taxes are considered "measurable" when in the hands of the Sales Tax Collector and are recognized as revenue at that time. Ad valorem taxes are recognized as revenue in the year for which budgeted, that is, in the year in which such taxes are billed and collected. Revenue from grants, entitlements and donations are recognized in the fiscal year in which all eligibility requirements have been satisfied. All other receivables collected within 60 days after year-end are considered available and recognized as revenue of the current year.

LAFAYETTE CITY-PARISH CONSOLIDATED GOVERNMENT
Lafayette, Louisiana

Notes to the Basic Financial Statements (Continued)

Expenditures are recorded when the related fund liability is incurred, except for principal and interest on general long-term debt, claims and judgments and compensated absences, which are recognized to the extent they have matured. General capital asset acquisitions are reported as expenditures in governmental funds. Proceeds of general long-term debt and acquisitions under capital leases are reported as other financing sources. Except for miscellaneous supplies warehoused at central locations and issued to operating departments as needed, purchases of various operating supplies are regarded as expenditures at the time purchased.

D. Assets, Deferred Outflows, Liabilities, Deferred Inflows and Equity

Cash and Cash Equivalents

Cash includes amounts in demand deposits and on hand. For purposes of statements of cash flows, highly liquid investments (including restricted assets) with an original maturity of three months or less are considered to be cash equivalents.

The cash balances of substantially all funds and of other legally separate entities are pooled and invested by the Government for the purpose of increasing earnings through investment activities. The purpose of this consolidated account is to reduce administrative costs and provide a single cash balance available for the maximization of investment earnings. Each participating fund shares in the investment earnings according to its average cash and investment balance. The individual funds' portion of the pool's assets are presented as "Cash, Investments and Accrued Interest," as applicable based on its percentage of the total of each item. The balances related to component units are reported in the Investment Trust Fund. In addition, separate bank accounts have been established for certain restricted funds as required by bond indentures for related bond issues.

Investments

Under state law the Government may deposit funds with a fiscal agent organized under the laws of the State of Louisiana, the laws of any other state in the union, or the laws of the United States. The Government may invest in United States bonds, treasury notes and bills, government backed agency securities, or certificates and time deposits of state banks organized under Louisiana law and national banks having principal offices in Louisiana. In addition, local governments in Louisiana are authorized to invest in the Louisiana Asset Management Pool (LAMP), a nonprofit corporation formed by the State Treasurer and organized under the laws of the State of Louisiana, which operates a local government investment pool.

In accordance with professional standards, investments meeting the criteria specified in the standards are stated at fair value, which is either a quoted market price or the best estimate available. Investments which do not meet the requirements are stated at cost. These investments include overnight repurchase agreements and amounts invested in LAMP.

Receivables

In the government-wide statements, receivables consist of all revenues earned at year end and not yet received. Major receivable balances for the governmental funds include sales and use taxes, federal and state grants.

LAFAYETTE CITY-PARISH CONSOLIDATED GOVERNMENT
Lafayette, Louisiana

Notes to the Basic Financial Statements (Continued)

Accounts receivable for the Utilities System Fund, Communications System Fund, and the Environmental Services Disposal Fund are reported net of an allowance. The allowance amount at October 31, 2014 was \$1,184,446, \$155,904, and \$196,616, respectively.

Loans receivable in governmental funds consist of rehabilitation, first-time homebuyers loans, etc., that are generally not expected or scheduled to be collected in the subsequent year. These are reported net of allowances. The allowance amounts are reflected on the face of the financial statement, as applicable.

Interfund Receivables and Payables

Short-term cash borrowings between funds are considered temporary in nature. These amounts are reported as “due to/from other funds.” Any residual balances outstanding between the governmental activities and business-type activities are reported in the government-wide financial statements as “internal balances.”

Inventories and Prepaid Items

Miscellaneous supplies warehoused at central locations are stated at cost (moving average). Building materials stockpiled for the Government’s housing rehabilitation program, which supplies are eligible for grant reimbursement only when actually used in a project, are stated at average cost.

Inventories, other than fuel oil, held by the Utilities System Fund and the Internal Service Funds are stated at average cost. Fuel oil inventory in the Utilities System Fund is stated at the lower of cost or market. Coal inventory held by LPPA is stated at the lower of cost or market as determined by the average cost method.

Governmental fund type inventories are recorded under the consumption method in the fund financial statements. Appropriate allowances have been recorded for obsolete items. Certain payments to vendors reflect costs applicable to future accounting periods and are recorded as prepaid items.

Bond Premiums, Discounts, and Start-up Costs

In governmental funds, bond premiums, discounts, and issuance costs are recognized in the current period. In proprietary funds (and for governmental funds, in the government-wide statements), bond premiums and discounts are deferred and amortized over the terms of the bonds to which they apply. Also included in assets of the proprietary funds are start-up costs of the Communications System (as defined by applicable professional standards). These costs will be recovered by future rates of the Communications System and will be amortized over their cost recovery period.

Restricted Assets

Certain resources of the Utilities System Fund, Communications System Fund and LPPA are classified as restricted assets on the statement of net position because their use is limited by bond ordinances or for self-insurance purposes, or because they represent customers’ deposits being held.

LAFAYETTE CITY-PARISH CONSOLIDATED GOVERNMENT
Lafayette, Louisiana

Notes to the Basic Financial Statements (Continued)

Capital Assets

The accounting treatment over property, plant, and equipment (capital assets) depends on whether the assets are used in governmental fund operations or proprietary fund operations and whether they are reported in the government-wide or fund financial statements. The Government maintains a threshold level of \$1,000 or more for capitalizing fixed assets.

Government-Wide Financial Statements -

In the government-wide financial statements, all governmental capital assets of City of Lafayette, Lafayette Parish Government subsequent to 1979, and Lafayette City-Parish Consolidated Government are valued at cost where historical records are available and at estimated historical cost where historical records cannot be located. Donated assets are valued at their estimated fair market value as of the date received. All capital assets of Lafayette Parish Government which were purchased prior to 1980 are valued at estimate historical cost with the exception of buildings. Buildings have been recorded at insured values in effect in 1980. This basis is not in accordance with generally accepted accounting principles which require that such assets be recorded at cost or estimated historical cost. The potential differences resulting from the use of insured values as opposed to cost have been determined to be insignificant to the Lafayette City-Parish Consolidated Government. Prior to November 1, 2001, governmental funds' infrastructure assets were not capitalized.

Capital assets in the Utilities System Fund were initially recorded on November 1, 1949 at values assigned by a survey and analysis conducted by the City's consulting engineers. Capital assets acquired since the original capitalization and all other proprietary fund capital assets are valued at historical cost.

Depreciation of all exhaustible capital assets is recorded as an allocated expense in the statement of activities, with accumulated depreciation reflected in the statement of net position. Depreciation is provided over the assets' estimated useful lives using the straight-line method of depreciation. The range of estimated useful lives by type of asset is as follows:

	Years
Buildings and improvements	8 - 40
Equipment (vehicles and movables)	3 - 20
Infrastructure	25 - 40
Utility plant and equipment	5 - 100
Acquisition adjustments	8 - 9

The costs of normal maintenance and repairs that do not add to the value of the asset or materially extend asset lives are not capitalized.

Fund Financial Statements –

In the fund financial statements, capital assets used in governmental fund operations are accounted for as capital outlay expenditures of the governmental fund upon acquisition. Capital assets used in proprietary fund operations are accounted for the same as in the government-wide statements.

LAFAYETTE CITY-PARISH CONSOLIDATED GOVERNMENT
Lafayette, Louisiana

Notes to the Basic Financial Statements (Continued)

The Government capitalizes interest cost during the construction phase of major capital projects of proprietary funds. The amount of interest cost capitalized on major capital projects acquired or constructed with proceeds of restricted tax exempt debt includes all interest cost of the borrowing less any interest earned on related interest-bearing investments purchased with proceeds of the related borrowings from the date of the borrowing until the assets are placed in service. Total interest incurred for the year ended October 31, 2014 for the proprietary funds and business-type activities was \$20,458,049. Of this amount, \$17,394,862 was charged to expense while the remaining \$2,798,894 and \$264,293 was capitalized as part of construction in the Utilities Systems Fund and the Communications System Fund, respectively.

Total interest incurred for the year ended October 31, 2014 for the governmental funds was \$18,255,078 and for governmental activities was \$18,701,255. The total amount for both the governmental funds and the governmental activities was expensed.

Deferred Outflows of Resources and Deferred Inflows of Resources

In some instances, the GASB requires an entity to delay recognition of decreases in net position as expenditures until a future period. In other instances, entities are required to delay recognition of increases in net position as revenues until a future period. In these circumstances, deferred outflows of resources and deferred inflows of resources result from the delayed recognition of expenditures or revenues, respectively. At October 31, 2014, the Government had deferred outflows of assets in the amount of \$21,713,370 consisting of unamortized losses on bond refundings.

Compensated Absences

Employees earn vacation pay in varying amounts ranging from eight hours per month to 16 hours per month, depending upon length of service. At the end of each year, annual leave may be carried forward provided the amount carried forward does not exceed an employee's annual earning rate at the time. Unused annual leave (in excess of what can be carried forward) is credited to the employee's sick leave balance. Subject to the above limitation, unused vacation is paid to an employee upon retirement or resignation at hourly rates being earned at separation.

Sick leave is accumulated at the rate of 12 days per year, and any unused sick leave may be carried forward without limitation. No sick leave is paid upon resignation. Employees separated due to retirement or deaths are paid for all accumulated sick leave at the hourly rates being earned by that employee at separation.

In the government-wide and proprietary fund financial statements, the Government accrues accumulated unpaid vacation and sick leave and associated related costs when earned (or estimated to be earned) by the employee. The current portion is the amount estimated to be used/paid in the following year. The remainder is reported as non-current. Compensated absences typically have been liquidated by the General Fund and a few other governmental funds. Claims liabilities typically have been liquidated by the internal service funds.

Long-term Obligations

The accounting treatment of long-term obligations depends on whether the obligation relates to governmental or proprietary fund obligations and whether they are reported in the government-wide or fund financial statements.

LAFAYETTE CITY-PARISH CONSOLIDATED GOVERNMENT
Lafayette, Louisiana

Notes to the Basic Financial Statements (Continued)

All long-term obligations to be repaid from governmental and business-type resources are reported as liabilities in the government-wide financial statements. The long-term obligations consists primarily of bonds payable, accrued compensated absences, and claims payable.

Long-term obligations for governmental funds are not reported as liabilities in the fund financial statements. The debt proceeds are reported as other financing sources and payment of principal and interest reported as expenditures. The accounting for proprietary funds is the same in the fund financial statements as it is in the government-wide financial statements.

Equity Classifications

Government-Wide Financial Statements –

Net position represents the difference between assets and deferred outflows of resources less liabilities and deferred inflows of resources. The Government reports three components as follows:

- (1) Net investment in capital assets - This component consists of net capital assets reduced by the outstanding balances of any related debt obligations and deferred inflows of resources attributable to the acquisition, construction, or improvement of those assets and increased by balances of deferred outflows of resources related to those assets.
- (2) Restricted net position - This component is considered restricted if its use is constrained to a particular purpose. Restrictions are imposed by external organizations such as federal or state laws or buyers of the Government's bonds. Restricted net position is restricted assets reduced by liabilities and deferred inflows of resources related to the restricted assets.
- (3) Unrestricted net position - This component consists of all other net position that does not meet the definition of the above two components and is available for general use by the Government.

The government-wide statement of net position reports \$307,561,677 of restricted net position of which \$74,545,279 is restricted by enabling legislation.

Fund Financial Statements –

In the fund financial statements, governmental fund equity is classified as fund balance. Fund balance is further classified as follows:

- (1) Nonspendable – amounts that cannot be spent either because they are in nonspendable form or because they are legally or contractually required to be maintained intact.
- (2) Restricted – amounts that can be spent only for specific purposes because of constitutional provisions or enabling legislation or because of constraints that are externally imposed by creditors, grantors, contributors, or the laws or regulations of other governments.

LAFAYETTE CITY-PARISH CONSOLIDATED GOVERNMENT
Lafayette, Louisiana

Notes to the Basic Financial Statements (Continued)

- (3) Committed – amounts that can be used only for specific purposes determined by a formal action of the council members. The City-Parish Council is the highest level of decision-making authority for the Government. Commitments may be established, modified, or rescinded only through ordinances or resolutions approved by council members.
- (4) Assigned – amounts that do not meet the criteria to be classified as restricted or committed but that are intended to be used for specific purposes. Under the Government’s adopted policy, only the City-Parish Council may assign amounts for specific purposes.
- (5) Unassigned – all other spendable amounts.

At October 31, 2014, the governmental fund’s balance sheet reports restricted fund balance for capital expenditures in the amount of \$152,753,826, of which the following amounts are for encumbrances:

	General	Sales Tax Capital Improvements	Other Governmental Funds	Total Governmental Funds
Encumbrances	\$ 63,683	\$ 9,834,953	\$ 14,332,848	\$ 24,231,484

When an expenditure is incurred for purposes for which both restricted and unrestricted fund balance is available, the Government considers restricted funds to have been spent first. When an expenditure is incurred for which committed, assigned, or unassigned fund balances are available, the Government considers amounts to have been spent first out of committed funds, then assigned funds, and finally unassigned funds, as needed, unless the City-Parish Council provided otherwise in its commitment or assignment actions.

Proprietary fund equity is classified the same as in the government-wide statements.

Interfund Transfers

Permanent reallocations of resources between funds of the primary government are classified as interfund transfers. For the purposes of the statement of activities, all interfund transfers between individual governmental funds and individual proprietary funds have been eliminated.

Accounting Estimates

The preparation of financial statements in conformity with generally accepted accounting principles requires management to make estimates and assumptions that affect certain reported amounts and disclosures. Accordingly, actual results could differ from those estimates.

LAFAYETTE CITY-PARISH CONSOLIDATED GOVERNMENT
Lafayette, Louisiana

Notes to the Basic Financial Statements (Continued)

Impairments

A capital asset is considered impaired when its service utility has declined significantly and unexpectedly. The Government is required to evaluate prominent events or changes in circumstances affecting capital assets to determine whether impairment of a capital asset has occurred. A capital asset generally should be considered impaired if both (a) the decline in service utility of the capital asset is large in magnitude and (b) the event or change in circumstance is outside the normal life cycle of the capital asset. The Government recorded no impairment losses during the year ended October 31, 2014.

E. New Accounting Pronouncements

In June 2012, the Governmental Accounting Standards Board (GASB) issued Statement No. 68, "Accounting and Financial Reporting for Pensions." GASB Statement No. 68 establishes accounting and financial reporting requirements related to pensions for governments whose employees are provided with pensions through plans covered by Statement No. 67, "Financial Reporting for Pension Plans." The provisions of GASB No. 67 must be implemented by the various pension plans for the year ending June 30, 2014 and the provisions of GASB No. 68 must be implemented by the Government for the year ending October 31, 2015.

In November 13, 2013, the GASB issued Statement No. 71, "Pension Transition for Contributions Made Subsequent to the Measurement Date. The objective of this statement is to address an issue regarding application of the transition provisions of Statement No. 68. The issue relates to amounts associated with contributions, if any, made by a state or local government, employer, or nonemployer contributing entity to a defined benefit pension plan after the measurement date of the government's beginning net pension liability.

The effect of implementation of these new pronouncements on the Government's financial statements has not yet been determined.

(2) Stewardship, Compliance, and Accountability

The Government follows the procedures detailed below in adopting its budget.

- a. At least 90 days prior to the beginning of each fiscal year, the City-Parish President submits to the Council a proposed budget in the form required by the City-Parish Charter.
- b. A public hearing is conducted to obtain taxpayer comments and notice thereof is published in the official journal at least 10 days prior to such hearing. The notification includes the time and place of the public hearing in addition to a general summary of the proposed budget.
- c. Final adoption of the budget is required to be not later than the second-to-last regular meeting of the preceding fiscal year.
- d. The City-Parish President is authorized to transfer budgeted amounts within departments, except that no transfer can be made to or from any salary account, unless authorized by the City-Parish Council by ordinance. Any revisions which cause interdepartmental transfers or alter the total revenues or expenditures of any fund must likewise be approved by the City-Parish Council.

LAFAYETTE CITY-PARISH CONSOLIDATED GOVERNMENT
Lafayette, Louisiana

Notes to the Basic Financial Statements (Continued)

- e. Formal budgetary integration is employed as a management control device during the year for all funds. No payment can be made or obligated against any appropriation unless the City-Parish President or his designee first certifies that sufficient unencumbered funds are or will be available to meet the obligation when it becomes due and payable. In practice, this has generally been interpreted (due to the flexibility for intradepartmental transfer of line item appropriations) to mean control at the departmental/fund level.
- f. Those budgets presented in the budgetary comparison schedules are adopted on a basis consistent with generally accepted accounting principles as applied to governmental units.
- g. Under the Charter, all appropriations, except for capital outlays, lapse at the close of the fiscal year to the extent that they have not been expended or encumbered. Appropriations for capital outlays lapse after completion of the project or abandonment. A capital outlay appropriation is deemed abandoned if three years pass without any disbursement or encumbrance of the appropriation.
- h. All budgeted amounts presented reflect the original budget and the final budget (which have been adjusted for legally authorized revisions during the year).

(3) Cash and Interest-Bearing Deposits

Under state law the Government may deposit funds with a fiscal agent bank organized under the laws of the State of Louisiana, the laws of any other state in the union, or the laws of the United States. The Government may invest in direct obligations of the United States government, bonds, debentures, notes or other evidence of indebtedness issued or guaranteed by federal agencies and/or the United States government, and time certificates of deposit of state banks organized under Louisiana law and national banks having principal offices in Louisiana. At October 31, 2014, the Government had demand deposits (book balances) totaling \$20,406,078 as follows:

	Primary Government	Fiduciary Funds	Total
Interest-bearing deposits	\$ 14,727,633	\$ 5,678,445	\$ 20,406,078

Custodial credit risk is the risk that in the event of a bank failure of a depository financial institution, the Government's deposits may not be recovered or the collateral securities that are in the possession of the outside party will not be recovered. These deposits are stated at cost, which approximates fair value. Under state law, deposits (or the resulting bank balances) must be secured by federal deposit insurance or the pledge of securities owned by the fiscal agent bank. The market value of the pledged securities plus the federal deposit insurance must at all times equal the amount on deposit with the fiscal agent bank. These securities are held in the name of the Government or the pledging fiscal agent bank by a holding or custodial bank that is mutually acceptable to both parties.

Deposit balances (bank balances) at October 31, 2014, are secured as follows:

Bank balances	\$ 24,168,494
Federal deposit insurance	250,000
Pledged securities	23,918,494
Total federal deposit insurance and pledged securities	\$ 24,168,494

LAFAYETTE CITY-PARISH CONSOLIDATED GOVERNMENT
Lafayette, Louisiana

Notes to the Basic Financial Statements (Continued)

Deposits in the amount of \$23,918,494 were exposed to custodial credit risk. These deposits are uninsured and collateralized with securities held by the pledging institution's trust department or agent, but not in the Government's name. The Government does not have a policy for custodial credit risk.

(4) Investments

As of October 31, 2014, the Government's investments were as follows:

Description	
Primary Government:	
Repurchase agreements	\$ 136,187,647
U.S. Treasuries	72,588,357
U.S. Instrumentalities	263,125,635
State Investment Pool (LAMP)	<u>3,496,739</u>
Total primary government	<u>475,398,378</u>
Fiduciary Funds:	
Repurchase agreements	3,477,380
U.S. Treasuries	1,919,704
U.S. Instrumentalities	6,958,736
State Investment Pool (LAMP)	<u>92,476</u>
Total fiduciary funds	<u>12,448,296</u>
 Total investments	 <u><u>\$ 487,846,674</u></u>

The Government participates in the Louisiana Asset Management Pool (LAMP). The LAMP is an investment pool established as a cooperative endeavor to enable public entities of the State of Louisiana to aggregate funds for investment. The LAMP is not registered with the Securities and Exchange Commission (SEC) as an investment company. LAMP is intended to improve administrative efficiency and increase yield of participating public entities. The LAMP's portfolio securities are valued at market value even though amortized cost method is permitted by Rule 2a-7 of the Investment Company Act of 1940, as amended, which governs registered money market funds. Because the LAMP is not a money market fund, it has no obligation to conform to this rule.

The investment in LAMP is not exposed to custodial credit risk, and is not categorized in the three categories provided by GASB Codification Section I50.164 because the investment is in the pool of funds and therefore not evidenced by securities that exist in physical or book entry form. Credit risk is the risk that an issuer or other counterparty to an investment will be unable to meet its obligations. LAMP has a fund rating of AAAM issued by Standard & Poors. Interest rate risk is the risk that changes in interest rates will adversely affect the estimated fair value of an investment. The investments in LAMP are stated at fair value based on quoted market rates. The fair value of investments is determined on a weekly basis by LAMP and the fair value of the Government's investment in LAMP is the same as the value of the pool shares.

LAFAYETTE CITY-PARISH CONSOLIDATED GOVERNMENT
Lafayette, Louisiana

Notes to the Basic Financial Statements (Continued)

Interest rate risk: The state law does not address specific policies for managing interest rate risk. The Government's investment policy limits the investment portfolio to "money market instruments, which are defined as very creditworthy, highly liquid investments with maturities of one year or less. Although there may be certain circumstances in which longer-term securities are utilized, the general use of long-term securities shall be avoided. The following provides information about interest rate risk associated with the Government's investments:

Primary Government:

<u>Investment Type</u>	<u>% of Portfolio</u>	<u>Investment Maturities</u>		
		<u>Fair Value</u>	<u>Less Than One Year</u>	<u>One - Five Years</u>
Repurchase agreements	29%	\$ 136,194,447	\$ 136,194,447	\$ -
U.S. Treasuries	15%	72,581,557	57,535,892	15,045,665
U.S. Instrumentalities	55%	263,125,635	228,678,479	34,447,156
State Investment Pool (LAMP)	<u>1%</u>	<u>3,496,739</u>	<u>3,496,739</u>	<u>-</u>
Total	<u>100%</u>	<u>\$ 475,398,378</u>	<u>\$ 425,905,557</u>	<u>\$ 49,492,821</u>

Fiduciary Funds:

<u>Investment Type</u>	<u>% of Portfolio</u>	<u>Investment Maturities</u>		
		<u>Fair Value</u>	<u>Less Than One Year</u>	<u>One - Five Years</u>
Repurchase agreements	28%	\$ 3,470,580	\$ 3,470,580	\$ -
U.S. Treasuries	15%	1,926,504	1,521,619	404,885
U.S. Instrumentalities	56%	6,958,736	6,047,731	911,005
State Investment Pool (LAMP)	<u>1%</u>	<u>92,476</u>	<u>92,476</u>	<u>-</u>
Total	<u>100%</u>	<u>\$ 12,448,296</u>	<u>\$ 11,132,406</u>	<u>\$ 1,315,890</u>

Credit rate risk: The credit rate risks of the investments are managed by restricting investments to those authorized by R.S. 33:5162. The Government's Investment Policy limits investments to fully insured and/or fully-collateralized certificates of deposits and direct and indirect obligations of U.S. government agencies.

<u>Rating by Standard & Poor's</u>	<u>Fair Value</u>		
	<u>Primary Government</u>	<u>Fiduciary Funds</u>	<u>Total</u>
A-1+	\$ 74,910,401	\$ 1,977,139	\$ 76,887,540
AAA	3,496,920	92,295	3,589,215
AA+	260,796,610	6,908,282	267,704,892
Not rated	136,194,447	3,470,580	139,665,027
	<u>\$ 475,398,378</u>	<u>\$ 12,448,296</u>	<u>\$ 487,846,674</u>

Concentration of credit risk: R.S. 33:5162 provides that all fixed income investments be appropriately diversified by maturity, security, sector, and credit quality. At October 31, 2014, no more than 5 percent of the Government's total investments were invested in any single issue.

LAFAYETTE CITY-PARISH CONSOLIDATED GOVERNMENT
Lafayette, Louisiana

Notes to the Basic Financial Statements (Continued)

Custodial Credit Risk - Custodial credit risk is the risk that, in the event of the failure of the counterparty, the Government will not be able to recover the value of its investments or collateral securities that are in the possession of an outside party. The Government's investment policy requires all investments to be in the Government's name and all ownership securities to be evidenced by an acceptable safekeeping receipt issued by a third-party financial institution which is acceptable to the Government. Accordingly, the Government had no custodial credit risk related to its investments at October 31, 2014.

In accordance with GASB Statement No. 31, the Government recognized a net increase in the fair value of investments for the year ended October 31, 2014 as detailed below. This amount takes into account all changes in fair value (including purchases and sales) that occurred during the year. The unrealized gain on investments held at October 31, 2014 and 2013 was \$52,224 and \$43,606, respectively.

	Primary Government	Fiduciary Funds
Lafayette City-Parish Consolidated Government	\$ 19,902	\$ (957)
LPPA	(10,327)	-
	\$ 9,575	\$ (957)

(5) Receivables

At October 31, 2014, receivables consist of the following:

	Governmental Activities	Business-type Activities	Total Primary Government	Component Units
Accounts, net	\$ 2,899,213	\$ 25,965,211	\$ 28,864,424	\$ 1,930,705
Loans receivable, net	2,257,229	-	2,257,229	6,507,347
Taxes	-	-	-	2,082,753
Assessments	193,219	-	193,219	-
Accrued interest	328,230	1,071	329,301	162,008
Other	-	-	-	30,124
	\$ 5,677,891	\$ 25,966,282	\$ 31,644,173	\$ 10,712,937

(6) Ad Valorem Taxes

Fund financial statements -

City of Lafayette:

Ad valorem taxes attach as an enforceable lien on property as of January 1 of each year. Taxes are levied by the City in April or May and are billed to taxpayers in November. The taxes are levied for the period of November 1 through October 31. Billed taxes become delinquent on January 1 of the year following the year they attach as an enforceable lien. Revenues from ad valorem taxes are budgeted and recognized as revenue in the year billed.

LAFAYETTE CITY-PARISH CONSOLIDATED GOVERNMENT
Lafayette, Louisiana

Notes to the Basic Financial Statements (Continued)

The City bills and collects its own property taxes using the assessed values determined by the Tax Assessor of Lafayette Parish.

For the year ended October 31, 2014, taxes of 17.94 mills were levied on property with net assessed valuations totaling \$1,347,375,057 and were dedicated as follows:

General corporate purposes	5.42 mills
Maintenance of public streets	1.29 mills
Maintenance of public buildings	1.13 mills
Recreation and parks	1.92 mills
Maintenance and operation of fire and police departments	8.18 mills

Total taxes levied were \$24,171,909. Taxes receivable at October 31, 2014 totaled \$732,860, all of which is considered uncollectible. Therefore, an allowance for uncollectible taxes was established for the entire balance, resulting in net taxes receivable of \$0.

Lafayette Parish:

Ad valorem taxes attach as an enforceable lien on property as of January 1 of each year. During the current fiscal year, taxes were levied by Lafayette Parish in August of 2013 and were billed to the taxpayers by the Assessor in November of 2013 for the period November 1, 2013 through October 31, 2014. Billed taxes are due by December 31, becoming delinquent on January 1 of the following year. Taxes are budgeted and the revenue recognized in the year following the assessment, which is the year for which the taxes are levied.

The taxes are based on assessed values determined by the Tax Assessor of Lafayette Parish and are collected by the Sheriff. The taxes are remitted net of deductions for Pension Fund contributions. For the year ended October 31, 2014, taxes of 27.67 mills were levied on property with net assessed valuations totaling \$1,872,986,907 and were dedicated as follows:

General corporate purposes, in city	1.52 mills
General corporate purposes	3.05 mills
Maintenance of buildings, roads, and bridges	19.60 mills
Debt service contingency	3.00 mills
Mosquito control	.50 mills

Total taxes levied during 2013 for 2014, exclusive of homestead exemptions, were \$46,636,144. Taxes receivable at October 31, 2014 totaled \$449,798, all of which is considered uncollectible. Therefore, an allowance for uncollectible taxes was established for the entire balance, resulting in net taxes receivable of \$0.

Government-wide financial statements -

Property taxes are recognized in the year for which they are levied, net of uncollectible amounts, as applicable.

LAFAYETTE CITY-PARISH CONSOLIDATED GOVERNMENT
Lafayette, Louisiana

Notes to the Basic Financial Statements (Continued)

(7) Due From Other Governmental Agencies

Amounts due from other governmental agencies consist of the following at October 31, 2014:

Fund financial statements:

Governmental funds -

Lafayette Parish School Board:

Sales and use taxes collected but not remitted \$ 7,590,071

Federal Grant funds 1,142,296

State of Louisiana:

Federal pass-through grant funds 1,484,916

State grant funds 2,190,097

Other 704,533

Total amount reported in governmental funds \$ 13,111,913

Proprietary funds -

FEMA grant funds \$ 2,073,420

US Department of Energy grant funds 638,076

State grant funds 359,523

Total amount reported in proprietary funds \$ 3,071,019

Government-wide financial statements:

Total amount reported in governmental funds \$ 13,111,913

Total amount reported in proprietary funds 3,071,019

Additional sales and use taxes due from Lafayette Parish School Board 7,561,784

\$ 23,744,716

(8) On-Behalf Payments for Salaries and Benefits

GASB Statement No. 24, *Accounting and Financial Reporting For Certain Grants and Other Financial Assistance* requires the Government to report and disclose in the financial statements on-behalf salary and fringe benefit payments made by the State of Louisiana to certain groups of Government employees.

Supplementary salary payments are made by the state directly to certain groups of employees. The Government is not legally responsible for these salaries. Therefore, the basis for recognizing the revenue and expenditure payments is the actual contribution made by the state. For the fiscal year ended October 31, 2014, the state paid supplemental salaries in the amount of \$2,949,902 to city marshal, fire, and law enforcement employees. The payments are recorded as intergovernmental revenue and public safety expenses/expenditures in the GAAP basis government-wide and General Fund financial statements.

LAFAYETTE CITY-PARISH CONSOLIDATED GOVERNMENT
Lafayette, Louisiana

Notes to the Basic Financial Statements (Continued)

(9) Restricted Assets - Enterprise Funds

Restricted assets of the Utilities System Fund were applicable to the following at October 31, 2014:

Bond reserve fund	\$ 23,583,067
Capital additions and contingencies fund	91,711,785
Bond construction fund	7,394,093
Customers' deposits	<u>8,385,101</u>
Total	<u>\$ 131,074,046</u>

Restricted assets of the Communications System Fund were applicable to the following at October 31, 2014:

Capital additions and contingencies fund	\$ 2,761,739
Bond construction fund	1,167,980
Customers' deposits	<u>123,081</u>
Total	<u>\$ 4,052,800</u>

Restricted assets of LPPA were applicable to the following at October 31, 2014:

Bond reserve fund	\$ 9,746,523
Capital additions and contingencies	5,283,318
Bond construction fund	16,365,027
Fuel cost stability fund	<u>4,500,000</u>
Total	<u>\$35,894,868</u>

(10) Accounts and Other Payables

Accounts and other payables consist of the following at October 31, 2014:

	Governmental Activities	Business-type Activities	Total Primary Government	Component Units
Accounts	\$ 3,232,854	\$ 10,746,190	\$ 13,979,044	\$ 3,139,501
Accrued liabilities	1,314,474	1,007,083	2,321,557	1,161,016
Contracts	2,149,992	5,186,748	7,336,740	-
Retainage	1,421,947	322,325	1,744,272	-
Accrued interest	1,807,410	-	1,807,410	119,109
Other	<u>421,268</u>	<u>-</u>	<u>421,268</u>	<u>-</u>
	<u>\$ 10,347,945</u>	<u>\$ 17,262,346</u>	<u>\$ 27,610,291</u>	<u>\$ 4,419,626</u>

LAFAYETTE CITY-PARISH CONSOLIDATED GOVERNMENT
Lafayette, Louisiana

Notes to the Basic Financial Statements (Continued)

(11) Capital Assets

Capital asset activity for the year ended October 31, 2014 was as follows:

	Balance 11/01/13	Additions	Deletions	Balance 10/31/14
Governmental activities:				
Capital assets not being depreciated:				
Land	\$ 38,517,490	\$ 1,782,986	\$ 5,000	\$ 40,295,476
Construction in progress	31,680,505	20,908,184	22,974,713	29,613,976
Other capital assets:				
Land improvements	6,651,519	530,490	-	7,182,009
Buildings and improvements	174,213,423	13,773,117	376,693	187,609,847
Vehicles	52,854,330	3,184,177	1,956,743	54,081,764
Movables	35,200,471	3,612,969	2,423,396	36,390,044
Infrastructure	658,827,392	12,172,103	-	670,999,495
Totals	<u>997,945,130</u>	<u>55,964,026</u>	<u>27,736,545</u>	<u>1,026,172,611</u>
Less accumulated depreciation				
Land improvements	787,655	271,568	-	1,059,223
Buildings and improvements	81,130,589	3,736,188	102,266	84,764,511
Vehicles	32,474,188	3,637,055	1,616,012	34,495,231
Movables	23,411,200	2,680,669	2,336,280	23,755,589
Infrastructure	272,701,745	17,269,060	-	289,970,805
Total accumulated depreciation	<u>410,505,377</u>	<u>27,594,540</u>	<u>4,054,558</u>	<u>434,045,359</u>
Governmental activities, capital assets, net	<u>\$ 587,439,753</u>	<u>\$ 28,369,486</u>	<u>\$ 23,681,987</u>	<u>\$ 592,127,252</u>
Business-type activities:				
Capital assets not being depreciated:				
Land	\$ 21,168,445	\$ 1,094,758	-	\$ 22,263,203
Construction in progress	44,390,674	76,911,040	44,847,912	76,453,802
Other capital assets:				
Buildings and improvements	3,159,649	-	-	3,159,649
Electric plant	705,946,776	27,960,423	1,692,384	732,214,815
Water plant	148,156,908	3,719,264	286,509	151,589,663
Sewer plant	218,862,854	5,622,077	500,013	223,984,918
Fiber optics	126,805,747	6,773,905	177,038	133,402,614
Equipment	18,535,569	113,631	8,772	18,640,428
Totals	<u>1,287,026,622</u>	<u>122,195,098</u>	<u>47,512,628</u>	<u>1,361,709,092</u>
Less accumulated depreciation				
Buildings and improvements	2,931,532	8,405	-	2,939,937
Electric plant	390,136,012	16,499,758	1,372,873	405,262,897
Water plant	54,334,042	3,947,778	248,182	58,033,638
Sewer plant	65,545,535	4,714,518	516,957	69,743,096
Fiber optics	41,123,639	10,452,328	53,788	51,522,179
Equipment	4,091,376	619,550	7,077	4,703,849
Total accumulated depreciation	<u>558,162,136</u>	<u>36,242,337</u>	<u>2,198,877</u>	<u>592,205,596</u>
Business-type activities, capital assets, net	<u>\$ 728,864,486</u>	<u>\$ 85,952,761</u>	<u>\$ 45,313,751</u>	<u>\$ 769,503,496</u>

LAFAYETTE CITY-PARISH CONSOLIDATED GOVERNMENT
Lafayette, Louisiana

Notes to the Basic Financial Statements (Continued)

Depreciation expense was charged to governmental activities as follows:

General government	\$ 1,526,280
Public safety	3,166,958
Traffic and transportation	1,541,500
Streets and drainage	1,208,976
Urban redevelopment and housing	42,528
Culture and recreation	2,191,605
Health and welfare	93,999
Economic opportunity	2,980
Economic development and assistance	477,721
Capital assets held by internal service funds are charged to various functions based their usage of the assets	72,933
Infrastructure depreciation is unallocated	<u>17,269,060</u>
Total	<u>\$ 27,594,540</u>

Depreciation expense was charged to business-type activities as follows:

Electric	\$ 15,250,380
Water	3,947,778
Wastewater	4,714,518
Fiber optics	10,452,328
Coal-fired electric plant	1,646,801
Animal shelter control program	74,729
Solid waste collection services	<u>155,803</u>
Total	<u>\$ 36,242,337</u>

Construction in progress for the governmental activities is comprised of the following:

Fund type/Funding source/ Project type:	Project Authorization	Capitalized to Date	Construction in Progress	Remaining Authorized
Capital Projects Funds:				
Bond proceeds-				
Building improvements	\$ 10,882,891	\$ 10,882,891	\$ -	\$ -
Streets and drainage projects	123,552,376	31,880,824	20,616,762	71,054,790
Parks and recreation	<u>1,900,000</u>	<u>300,029</u>	<u>1,312,240</u>	<u>287,731</u>
	<u>136,335,267</u>	<u>43,063,744</u>	<u>21,929,002</u>	<u>71,342,521</u>
Other sources-				
Building improvements	4,735,225	2,104,298	817,057	1,813,870
Streets and drainage projects	<u>16,100,528</u>	<u>6,859,192</u>	<u>984,424</u>	<u>8,256,912</u>
	<u>20,835,753</u>	<u>8,963,490</u>	<u>1,801,481</u>	<u>10,070,782</u>
Other Governmental Funds:				
Other sources-				
Building improvements	21,373,012	2,225,243	5,883,493	13,264,276
Streets and drainage projects	<u>5,698,315</u>	<u>860,525</u>	<u>-</u>	<u>4,837,790</u>
	<u>27,071,327</u>	<u>3,085,768</u>	<u>5,883,493</u>	<u>18,102,066</u>
Total	<u>\$ 184,242,347</u>	<u>\$ 55,113,002</u>	<u>\$ 29,613,976</u>	<u>\$ 99,515,369</u>

LAFAYETTE CITY-PARISH CONSOLIDATED GOVERNMENT
Lafayette, Louisiana

Notes to the Basic Financial Statements (Continued)

Construction in progress for the business-type activities is comprised of the following:

Funding source/ Project type:	Project Authorization	Capitalized to Date	Construction in Progress	Remaining Authorized
Equity-				
Electric plant	\$ 38,908,665	\$ 19,594,371	\$ 4,683,479	\$ 14,630,815
Water plant	10,269,162	5,032,479	2,220,908	3,015,775
Sewer plant	17,571,217	7,617,672	927,920	9,025,625
	<u>66,749,044</u>	<u>32,244,522</u>	<u>7,832,307</u>	<u>26,672,215</u>
Bond proceeds-				
Electric plant	95,080,811	26,002,637	65,105,298	3,972,876
Water plant	19,626,322	19,367,896	-	258,426
Sewer plant	12,389,235	7,987,566	425,307	3,976,362
Fiber optics	8,387,745	5,254,436	1,548,823	1,584,486
	<u>135,484,113</u>	<u>58,612,535</u>	<u>67,079,428</u>	<u>9,792,150</u>
Federal grants-				
Electric plant	11,492,408	8,839,687	1,542,067	1,110,654
Total	<u>\$ 213,725,565</u>	<u>\$ 99,696,744</u>	<u>\$ 76,453,802</u>	<u>\$ 37,575,019</u>

(12) Interfund Balances

Interfund balances at October 31, 2014 consist of the following:

	<u>Due from</u>	<u>Due to</u>
Major funds:		
General Fund	\$ 5,264,456	\$ 891,887
Sales Tax Capital Improvements	5,699,143	62,314
Nonmajor governmental funds:		
Special revenue funds	570,347	9,110,341
Debt service funds	94,196	1,652,074
Capital projects funds	1,966	6,090
Enterprise funds:		
Utilities System	1,901,607	2,184,606
Communications System	655,014	1,632,925
Lafayette Public Power Authority	-	83,864
Other	1,494,305	-
Internal service funds	<u>64,193</u>	<u>121,126</u>
	<u>\$ 15,745,227</u>	<u>\$ 15,745,227</u>

These balances resulted from the time lag between the dates that (1) interfund goods and services are provided or reimbursable expenditures occur, (2) transactions are recorded in the accounting system, and (3) payments between funds are made.

LAFAYETTE CITY-PARISH CONSOLIDATED GOVERNMENT
Lafayette, Louisiana

Notes to the Basic Financial Statements (Continued)

(13) Interfund Transfers

Internal transfers for the year ended October 31, 2014 consist of the following:

	Transfers In	Transfers Out
Major funds:		
General Fund	\$ 7,756,305	\$ 22,870,454
Sales Tax Capital Improvements	2,313,674	486,178
Nonmajor governmental funds:		
Special revenue funds	13,239,979	3,167,018
Debt service funds	4,464,860	2,489,996
Capital projects funds	66,980	79,563
Enterprise funds:		
Other	1,113,098	-
Internal service funds	135,472	-
Fiduciary funds	2,841	-
	\$ 29,093,209	\$ 29,093,209

Transfers are used to (1) move revenues from the fund that statute or budget requires to collect them to the fund that statute or budget requires to expend them, (2) move receipts restricted to debt service from the funds collecting the receipts to the debt service fund required, and (3) use unrestricted revenues collected in one fund to finance various programs accounted for in other funds in accordance with budgetary authorizations.

(14) Receivable and Payable Between Primary Government and Component Units

Receivable and payable balances at October 31, 2014 between the primary government and component units in the fund financial statements were as follows:

	Receivable	Payable
Primary Government:		
General Fund	\$ 26,444	\$ 34,784
Component Units:		
Police Pension and Relief Fund	1,372	-
Lafayette Parish Communication District	33,412	26,444
	\$ 61,228	\$ 61,228

LAFAYETTE CITY-PARISH CONSOLIDATED GOVERNMENT
Lafayette, Louisiana

Notes to the Basic Financial Statements (Continued)

(15) Transactions Between Primary Government and Discretely Presented Component Units

The following transactions between the primary government and its discretely presented component units for the year ended October 31, 2014 are reported as external transactions in the government-wide statement of activities:

Governmental activities:

Transfer to Cajundome Commission to subsidize operations	\$ (500,000)
Transfer from Cajundome Commission for assignment of capital assets	156,577
Transfer to Police Pension and Relief Fund to subsidize operations	(311,238)
Transfer from Lafayette Parish Communications District to fund operations	14,247
Transfer to Lafayette Parish Communications District for tower rental	(62,453)
Transfer to Lafayette Parish Communications District to fund operations of the Office of Emergency Preparedness	(182,802)
Transfer from Downtown Development Authority to help fund road and bridge maintenance	40,451
Total	<u>\$ (845,218)</u>

(16) Interfund Loan – Note Receivable/Note Payable

In addition to the sale of bonds to fund the Communications Project, the Communications System entered into various notes payable to the Utilities System for costs associated with the start-up of the new Communications System which were advanced by the Utilities System. In accordance with La. R.S. 45:844.52(C) (2), funds advanced by the City General Fund or other enterprise fund for start-up costs of the Communications System must be repaid at interest rates and on terms and conditions available to private enterprises in the open market. The total of the notes is reported as an interfund loan – note receivable in the Utilities System Fund and an interfund loan – note payable in the Communications System Enterprise Fund.

Note Payable - Fiber Assets - This note covers the reimbursement to the Utilities System for the transfer of its fiber optic network, including various related vehicles and equipment, and its fiber inventory to the Communications Services Enterprise Fund. The note payable in the amount of \$12,472,187 is payable in 20 years with annual payments ranging from \$50,000 through \$1,226,599 including interest at 3.25%.

Note Payable - Start-up Costs – This note covers funds advanced by the Utilities System for Start-up costs. Start-up costs include legal, engineering, and other professional services, cost of a feasibility study, bond ratings, and other costs associated with obtaining financing occurred during the period of July 7, 2004 through June 28, 2007. The note payable in the amount of \$3,500,891 is payable in 20 years with annual payments ranging from \$50,000 through \$308,220 including interest at 3.25%.

Note Payables - Imputed Taxes - These notes cover the amount for imputed taxes which are obligated to be included in its rates an amount equal to all taxes, fees, and other assessments that would be applicable to a similarly situated private provider of the same services in accordance with the Louisiana Public Service Commission (LPSC) Cost Allocation and Affiliate Transaction Rules as adopted by the LPSC on September 14, 2005. The applicable imputed taxes include: property, franchise, and sales taxes. The note payable for 2009 and 2010 imputed taxes is \$3,139,464, payable in 20 years with annual payments ranging from \$50,000 through \$273,418, including interest at 3.25%.

LAFAYETTE CITY-PARISH CONSOLIDATED GOVERNMENT
Lafayette, Louisiana

Notes to the Basic Financial Statements (Continued)

The note payable for 2011 imputed taxes is \$1,571,967, payable in 20 years with annual payments ranging from \$25,000 through \$136,924, including interest at 3.25%. The note payable for 2012 imputed taxes is \$1,202,261, payable in 20 years with annual payments ranging from \$25,000 through \$97,488, including interest at 3.25%.

Note Payable - 2011 Operating Loan – This note payable provides additional funds for operations. The note payable in the amount of \$5,986,390 is payable in 20 years with annual payments ranging from \$50,000 through \$453,387, including interest at 3.25%.

The annual debt service requirements to maturity of these notes outstanding at October 31, 2014 follows:

Year	Principal	Interest	Total
2015	\$ 50,000	\$ 451,719	\$ 501,719
2016	75,000	902,219	977,219
2017	100,000	899,375	999,375
2018	442,067	890,568	1,332,635
2019	651,750	872,795	1,524,545
2020 - 2024	6,841,098	3,835,895	10,676,993
2025 - 2029	9,794,593	2,428,481	12,223,074
2309 - 2034	9,893,652	702,723	10,596,375
	<u>\$ 27,848,160</u>	<u>\$ 10,983,775</u>	<u>\$ 38,831,935</u>

(17) Long-Term Liabilities

Primary Government

City of Lafayette:

Revenue Bonds/Certificates of Indebtedness - The City issues bonds/certificates which are repaid from specific revenue sources, either sales taxes or income derived from proprietary funds. Proceeds are used for the acquisition and construction of major capital facilities of both governmental and business-type activities. The bonds expected to be paid from business-type revenues are reported in the proprietary funds. Revenue bonds have also been issued to refund other revenue bonds.

Taxable Refunding Bonds - The City issued taxable refunding bonds to refund the outstanding notes with the Firefighters and Municipal Police Employees Retirement Systems. The Bonds are secured by and payable solely from a pledge and dedication of the excess of annual revenue above statutory, necessary and usual charges in each of the fiscal years during which the Bonds are outstanding.

Lafayette Parish Government:

General Obligation Bonds/Certificates of Indebtedness - The Parish issues general obligation bonds/certificates to provide funds for the acquisition and construction of major capital facilities. These bonds are direct obligations and pledge the full faith and credit of the Parish.

LAFAYETTE CITY-PARISH CONSOLIDATED GOVERNMENT
Lafayette, Louisiana

Notes to the Basic Financial Statements (Continued)

Long-term liabilities outstanding at October 31, 2014 is as follows:

	<u>Issue Date</u>	<u>Maturity Date</u>	<u>Interest Rates</u>	<u>Balance Outstanding</u>
Governmental activities:				
City of Lafayette -				
Sales tax revenue bonds:				
Public streets and drainage secured by:				
1961 Sales Tax	03/22/05	03/01/24	3.25 - 5.00	\$ 29,485,000
	06/01/05	03/01/15	4.00 - 6.00	830,000
	09/07/06	03/01/25	4.00 - 5.00	8,100,000
	08/01/07	03/01/32	4.25 - 7.00	14,615,000
	07/07/09	03/01/34	1.94 - 7.23	30,000,000
	06/28/11	03/01/36	2.00 - 5.00	27,325,000
	06/01/11	03/01/26	2.00 - 5.00	14,400,000
	12/08/11	03/01/27	2.00 - 5.00	7,380,000
	06/01/12	03/01/28	2.00 - 4.00	10,285,000
	06/21/13	03/01/38	2.00 - 5.00	15,290,000
	10/17/14	05/01/30	3.00 - 5.00	<u>17,060,000</u>
Total 1961 Sales Tax				<u>174,770,000</u>
1985 Sales Tax	02/03/04	05/01/15	3.00 - 5.00	410,000
	05/01/04	05/01/20	2.00 - 4.30	1,635,000
	03/22/05	05/01/24	3.00 - 5.00	14,830,000
	06/01/05	05/01/15	4.00 - 5.50	75,000
	09/07/06	05/01/25	4.00 - 5.00	10,190,000
	11/30/06	05/01/23	4.00 - 5.00	22,440,000
	08/01/07	05/01/32	4.50 - 6.00	1,825,000
	07/07/09	05/01/34	1.94 - 7.23	23,665,000
	06/01/11	05/01/26	2.00 - 4.25	10,300,000
	12/08/11	03/01/27	2.00 - 5.00	10,595,000
	06/01/12	03/01/28	2.00 - 5.00	13,570,000
	10/17/14	05/01/30	2.00 - 3.375	<u>1,825,000</u>
Total 1985 Sales Tax				<u>111,360,000</u>
Total sales tax revenue bonds				286,130,000
Taxable refunding bonds:				
Series 2012	03/02/12	05/01/28	3.75	37,575,000
Certificates of Indebtedness				
Series 2011	05/11/11	05/01/26	3.65	<u>5,080,000</u>
Total City of Lafayette				<u>328,785,000</u>

(continued)

LAFAYETTE CITY-PARISH CONSOLIDATED GOVERNMENT
Lafayette, Louisiana

Notes to the Basic Financial Statements (Continued)

	Issue Date	Maturity Date	Interest Rates	Balance Outstanding
(Continued)				
Lafayette Parish Government -				
General obligation bonds:				
Series 2005	06/01/05	03/01/15	4.00 - 5.00	465,000
Series 2010	01/12/11	03/01/35	2.00 - 5.00	23,460,000
Series 2010	01/12/11	03/01/26	2.00 - 5.00	10,655,000
Series 2012	05/03/12	03/01/28	2.00 - 5.00	16,195,000
Series 2014	08/01/14	03/01/30	2.00 - 5.00	11,045,000
Total Lafayette Parish Government				61,820,000
Unamortized bond premiums, net of discounts				11,291,822
Total bond indebtedness				401,896,822
Other liabilities:				
Accrued compensated absences				14,579,825
OPEB payable				3,556,538
Claims payable				11,808,173
Total other liabilities				29,944,536
Total governmental activities liabilities				\$ 431,841,358
Business-type activities:				
City of Lafayette -				
Utilities revenue bonds:				
Series 1996	12/11/96	11/01/17	2.95	\$ 3,365,000
Series 2010	12/15/10	11/01/35	3.00 - 5.00	81,545,000
Series 2012	05/01/13	11/01/28	4.00 - 5.00	152,955,000
Total				237,865,000
Unamortized bond premiums, net of discounts				28,498,808
Total bond indebtedness				266,363,808
Communications system revenue bonds:				
Series 2007	06/28/07	11/01/31	4.00 - 5.25	96,855,000
Series 2012A	01/26/12	11/01/31	4.00 - 5.00	7,595,000
Series 2012B	01/26/12	11/01/31	5.00 - 6.00	7,000,000
Total				111,450,000
Unamortized bond premiums, net of discounts				2,359,923
Total bond indebtedness				113,809,923
LPPA -				
Revenue bonds, net				100,162,477
Total bond indebtedness				480,336,208
Accrued compensated absences				7,923,972
Total business-type activities liabilities				\$ 488,260,180

LAFAYETTE CITY-PARISH CONSOLIDATED GOVERNMENT
Lafayette, Louisiana

Notes to the Basic Financial Statements (Continued)

Changes in Long-Term Liabilities

The following is a summary of changes for the year ended October 31, 2014:

	Balance 11/01/13	Additions	Reductions	Balance 10/31/14	Due Within One Year
Governmental activities:					
City of Lafayette -					
Sales tax revenue bonds	\$ 305,400,000	\$ 18,885,000	\$ 38,155,000	\$ 286,130,000	\$ 16,940,000
Taxable refunding bonds	39,575,000	-	2,000,000	37,575,000	2,075,000
Certificates of Indebtedness	5,400,000	-	320,000	5,080,000	330,000
Lafayette Parish -					
General obligation bonds	64,245,000	11,045,000	13,470,000	61,820,000	2,740,000
Other liabilities:					
Compensated absences	14,548,387	6,723,544	6,692,106	14,579,825	5,105,404
OPEB payable	3,749,389	1,855,600	2,048,451	3,556,538	-
Claims liabilities	11,968,793	16,933,493	17,094,113	11,808,173	6,120,676
	<u>444,886,569</u>	<u>55,442,637</u>	<u>79,779,670</u>	<u>420,549,536</u>	<u>\$ 33,311,080</u>
Unamortized bond premiums	<u>8,909,729</u>	<u>3,191,605</u>	<u>809,512</u>	<u>11,291,822</u>	
Governmental activities long-term liabilities	<u>\$ 453,796,298</u>	<u>\$ 58,634,242</u>	<u>\$ 80,589,182</u>	<u>\$ 431,841,358</u>	
Business-type activities:					
Utilities revenues bonds:					
Series 1996	\$ 4,420,000	\$ -	\$ 1,055,000	\$ 3,365,000	\$ -
Series 2004	8,000,000	-	8,000,000	-	-
Series 2010	83,845,000	-	2,300,000	81,545,000	-
Series 2012	152,955,000	-	-	152,955,000	-
	<u>249,220,000</u>	<u>-</u>	<u>11,355,000</u>	<u>237,865,000</u>	<u>-</u>
Unamortized bond premiums	<u>31,528,006</u>	<u>-</u>	<u>3,029,198</u>	<u>28,498,808</u>	
Total	<u>280,748,006</u>	<u>-</u>	<u>14,384,198</u>	<u>266,363,808</u>	
Communications revenue bonds:					
Series 2007	100,445,000	-	3,590,000	96,855,000	-
Series 2012 A	7,595,000	-	-	7,595,000	-
Series 2012 B	7,000,000	-	-	7,000,000	-
	<u>115,040,000</u>	<u>-</u>	<u>3,590,000</u>	<u>111,450,000</u>	<u>-</u>
Unamortized bond premiums	<u>2,555,536</u>	<u>-</u>	<u>195,613</u>	<u>2,359,923</u>	
Total	<u>117,595,536</u>	<u>-</u>	<u>3,785,613</u>	<u>113,809,923</u>	
Compensated absences	<u>7,564,557</u>	<u>3,379,916</u>	<u>3,020,501</u>	<u>7,923,972</u>	2,117,196
Total primary government	<u>405,908,099</u>	<u>3,379,916</u>	<u>21,190,312</u>	<u>388,097,703</u>	
LPPA revenue bonds:					
Unamortized bond premium	<u>10,114,837</u>	<u>-</u>	<u>532,360</u>	<u>9,582,477</u>	
Total	<u>106,699,837</u>	<u>-</u>	<u>6,537,360</u>	<u>100,162,477</u>	
Business-type activities long-term liabilities	<u>\$ 512,607,936</u>	<u>\$ 3,379,916</u>	<u>\$ 27,727,672</u>	<u>\$ 488,260,180</u>	<u>\$ 2,117,196</u>

LAFAYETTE CITY-PARISH CONSOLIDATED GOVERNMENT
Lafayette, Louisiana

Notes to the Basic Financial Statements (Continued)

The annual debt service requirements to maturity of all bonds outstanding at October 31, 2014 follows:

City of Lafayette –

Year Ended October 31	Sales Tax		
	Principal	Interest	Total
2015	\$ 16,940,000	\$ 10,803,672	\$ 27,743,672
2016	17,105,000	12,854,741	29,959,741
2017	17,860,000	12,113,782	29,973,782
2018	18,615,000	11,322,325	29,937,325
2019	18,410,000	10,496,769	28,906,769
2020 - 2024	97,295,000	38,627,785	135,922,785
2025 - 2029	54,715,000	19,466,229	74,181,229
2030 - 2034	36,715,000	7,817,410	44,532,410
2035 - 2038	8,475,000	621,125	9,096,125
	<u>\$ 286,130,000</u>	<u>\$ 124,123,838</u>	<u>\$ 410,253,838</u>

Year Ended October 31	Taxable Refunding Bonds		
	Principal	Interest	Total
2015	\$ 2,075,000	\$ 1,409,063	\$ 3,484,063
2016	2,155,000	1,331,250	3,486,250
2017	2,240,000	1,250,438	3,490,438
2018	2,325,000	1,166,438	3,491,438
2019	2,415,000	1,079,250	3,494,250
2020 - 2024	13,545,000	3,965,625	17,510,625
2025 - 2028	12,820,000	1,224,188	14,044,188
	<u>\$ 37,575,000</u>	<u>\$ 11,426,252</u>	<u>\$ 49,001,252</u>

Year Ended October 31	Certificates of Indebtedness		
	Principal	Interest	Total
2015	\$ 330,000	\$ 185,420	\$ 515,420
2016	345,000	173,375	518,375
2017	360,000	160,783	520,783
2018	375,000	147,643	522,643
2019	395,000	133,955	528,955
2020 - 2024	2,235,000	441,285	2,676,285
2025 - 2026	1,040,000	57,305	1,097,305
	<u>\$ 5,080,000</u>	<u>\$ 1,299,766</u>	<u>\$ 6,379,766</u>

LAFAYETTE CITY-PARISH CONSOLIDATED GOVERNMENT
Lafayette, Louisiana

Notes to the Basic Financial Statements (Continued)

Lafayette Parish Government –

Year Ended October 31	General Obligation Bonds		
	Principal	Interest	Total
2015	\$ 2,740,000	\$ 2,458,913	\$ 5,198,913
2016	2,845,000	2,367,081	5,212,081
2017	2,945,000	2,283,575	5,228,575
2018	3,085,000	2,166,350	5,251,350
2019	3,245,000	2,029,975	5,274,975
2020 - 2024	18,690,000	7,985,944	26,675,944
2025 - 2029	18,055,000	4,021,038	22,076,038
2030 - 2034	8,475,000	1,421,131	9,896,131
2035	1,740,000	43,500	1,783,500
	\$ 61,820,000	\$ 24,777,507	\$ 86,597,507

Proprietary Funds –

Year Ended October 31	Utilities		
	Principal	Interest	Total
2015	\$ -	\$ 5,712,146	\$ 5,712,146
2016	11,500,000	11,197,065	22,697,065
2017	11,955,000	10,737,018	22,692,018
2018	12,425,000	10,218,061	22,643,061
2019	11,805,000	9,650,750	21,455,750
2020 - 2024	68,225,000	38,774,250	106,999,250
2025 - 2029	85,610,000	19,743,300	105,353,300
2030 - 2034	24,685,000	5,936,588	30,621,588
2035 - 2036	11,660,000	560,263	12,220,263
	\$ 237,865,000	\$ 112,529,441	\$ 350,394,441

Year Ended October 31	Communications		
	Principal	Interest	Total
2015	\$ -	\$ 2,837,683	\$ 2,837,683
2016	3,755,000	5,583,723	9,338,723
2017	3,940,000	5,400,688	9,340,688
2018	4,125,000	5,210,129	9,335,129
2019	4,320,000	5,002,960	9,322,960
2020 - 2024	27,490,000	21,313,622	48,803,622
2025 - 2029	39,110,000	12,886,139	51,996,139
2030 - 2032	28,710,000	2,331,575	31,041,575
	\$ 111,450,000	\$ 60,566,519	\$ 172,016,519

LAFAYETTE CITY-PARISH CONSOLIDATED GOVERNMENT
Lafayette, Louisiana

Notes to the Basic Financial Statements (Continued)

Blended Component unit

LPPA revenue bonds outstanding at October 31, 2014 are as follows:

	Issue Date	Interest Rates	Balance Outstanding
Series 2007	12/05/07	3.50 – 5.00	\$ 30,300,000
Series 2012	12/21/12	3.00 – 5.00	60,280,000
			90,580,000
Add: unamortized premium			9,582,477
Net revenue bonds outstanding			\$ 100,162,477

The annual debt service requirements on all LPPA bonds outstanding at October 31, 2014 are as follows:

Year Ended October 31	Principal	Interest	Total
2015	\$ -	\$ 2,054,128	\$ 2,054,128
2016	2,955,000	4,046,869	7,001,869
2017	3,075,000	3,923,981	6,998,981
2018	3,195,000	3,798,581	6,993,581
2019	3,325,000	3,668,181	6,993,181
2020 - 2024	18,550,000	16,373,135	34,923,135
2025 - 2029	23,125,000	11,611,188	34,736,188
2030 - 2033	36,355,000	3,607,075	39,962,075
	\$ 90,580,000	\$ 49,083,138	\$ 139,663,138

Bond Refundings

On October 17, 2014, the Government issued \$17,060,000 of City Public Improvement Sales Tax Refunding Bonds, Series 2014A (1961 Sales Tax) with an average interest rate of 4.97% to advance refund \$19,215,000 of \$20,045,000 outstanding Public Improvement Sales Tax Bonds, Series 2005B with an average interest rate of 4.55%. The bonds were issued at a premium of \$2,813,862 and, after paying issuance costs of \$243,156, the net bond proceeds of \$19,630,706 plus \$202,367 of existing funds were used to purchase U.S. government securities. Those securities were deposited in an irrevocable trust with an escrow agent to provide for all future debt service payments on the refunded Series 2005B bonds. The advance refunding met the requirements of an in-substance debt defeasance and the refunded bonds were removed from the Government's government-wide financial statements. As a result of the advance refunding, the Government reduced its total debt service requirements by \$2,433,856, which resulted in an economic gain (difference between the present values of the debt service payments on the old and new debt) of \$2,010,420.

On October 17, 2014, the Government issued \$1,825,000 of City Public Improvement Sales Tax Refunding Bonds Series 2014B (1985 Sales Tax) with an average interest rate of 3.04% to advance refund \$1,785,000 of \$1,860,000 outstanding Public Improvement Sales Tax Bonds, Series 2005C with an average interest rate of 4.44%. The bonds were issued at a premium of \$25,098 and, after paying issuance costs of \$43,107, the net bond proceeds of \$1,806,991 plus \$73,280 of existing funds were used to purchase U.S. government securities. Those securities were deposited in an irrevocable trust with an escrow agent to provide for all future debt service payments on the refunded Series 2005C bonds.

LAFAYETTE CITY-PARISH CONSOLIDATED GOVERNMENT
Lafayette, Louisiana

Notes to the Basic Financial Statements (Continued)

The advance refunding met the requirements of an in-substance debt defeasance and the refunded bonds were removed from the Government's government-wide financial statements. As a result of the advance refunding, the Government reduced its total debt service requirements by \$206,248, which resulted in an economic gain (difference between the present values of the debt service payments on the old and new debt) of \$198,060.

On August 1, 2014, the Government issued \$11,045,000 of Parish General Obligation Refunding Bonds, Series 2014 with an average interest rate of 3.32% to advance refund \$10,890,000 of \$11,355,000 outstanding taxable refunding bonds, Series 2005 with an average interest rate of 4.43%. The bonds were issued at a premium of \$352,645 and, after paying issuance costs of \$232,425, the net bond proceeds of \$11,165,220 plus \$196,203 of existing funds were used to purchase government securities. Those securities were deposited in an irrevocable trust with an escrow agent to provide for all future debt service payments on the refunded Series 2005 bonds. The advance refunding met the requirements of an in-substance debt defeasance and the refunded bonds were removed from the Government's government-wide financial statements. As a result of the advance refunding, the Government reduced its total debt service requirements by \$1,029,052, which resulted in an economic gain (difference between the present values of the debt service payments on the old and new debt) of \$1,018,482.

Prior Year Debt Defeasance

The Government has defeased certain revenue bonds by placing the proceeds of new bonds in irrevocable trusts to provide for all future debt service payments on old bonds. Accordingly, the trust accounts' assets and the liabilities for the defeased bonds are not included in the Government's financial statements. At October 31, 2014, the following bonds are considered defeased:

Discretely presented component units:

Lafayette Public Trust Financing Authority	<u>\$ 900,000</u>
--	-------------------

(18) Risk Management

The Government is exposed to various risks of loss, which are handled through internal service funds as described below:

Self-Insurance Fund

In November 1, 1979, the Government became self-insured with regard to workers' compensation, general liability, law enforcement, errors and omissions, automobile liability, automobile physical damage and property. The Self-Insurance Fund was established to account for claims, expenses, and administrative costs related to these self-insured and retained risks. The fund uses a third party administrator to service and estimate claim losses and uses both in-house legal staff and outside counsel for defense of self-insured claims. Excess risk or stop-loss coverage is used to limit retained risk where feasible and the cost of such coverage is also paid through the Risk Management Fund. The following is a summary of the Government's self-insured retentions.

LAFAYETTE CITY-PARISH CONSOLIDATED GOVERNMENT
Lafayette, Louisiana

Notes to the Basic Financial Statements (Continued)

Workers' compensation	\$ 1,500,000
General liability	Unlimited
Errors and omissions	Unlimited
Automobile liability	Unlimited
Fleet collision	Unlimited
Property:	
Power plant	\$ 500,000
Other	\$ 50,000

As an internal service activity, the Self Insurance Fund is a proprietary fund in which both current and long-term liabilities for claims and losses are recognized and reported when it is probable that a loss has occurred and the amount of the loss can be reasonably estimated. Claim liabilities are based upon the estimated ultimate cost of settling the claims including specific, incremental claim adjustment expenses, salvage, and subrogation and considering the effects of inflation and recent claim settlement trends including frequency and amount of payouts and other economic and social factors. Liabilities include an amount for claims that have been incurred but not reported (IBNRs). The Government currently does not discount its claims liabilities.

The following is a summary of changes in claims liability for the year ended October 31, 2014:

	2014	2013
Unpaid claims liability, beginning	\$ 10,609,468	\$ 10,951,174
Current year claims and changes in estimates	3,509,882	3,464,735
Claims paid	(3,747,226)	(3,806,441)
Unpaid claims liability, ending:	\$ 10,372,124	\$ 10,609,468
Claims due within one year	4,684,627	6,296,792
Claims payable after one year	5,687,497	4,312,676
	\$ 10,372,124	\$ 10,609,468

Although the Government's Self-Insurance Fund is operated on a unitary basis, contributions for premiums, reserves and losses for coverage is divided between those applicable to the Government's utilities and communications systems and those applicable to non-utility funds (funded primarily from General Fund revenues). These contributions are also reported as external transactions. The net position at October 31, 2014 is applicable to utility and non-utility activity as follows:

Net position:	
Utilities	\$ 1,418,853
Communications	(114,837)
Other	(10,022,610)
Total	\$ (8,718,594)

Each year, the Utilities and Communications systems and those non-utility funds reimburse the Self-Insurance Fund based on the prior year actual losses.

LAFAYETTE CITY-PARISH CONSOLIDATED GOVERNMENT
Lafayette, Louisiana

Notes to the Basic Financial Statements (Continued)

Group Hospitalization Fund

During the fiscal year ending October 31, 1988, the City became self-insured for group hospitalization, at which time a Group Hospitalization Fund was established to account for claims, expenses, and administrative costs related to these self-insured and retained risks. Upon consolidation in September of 1996, the Parish employees were included in the program. The employer's and employees' portions of premiums are paid into the Group Hospitalization Fund and are available to pay claims and administrative costs. Excess risk or stop-loss coverage is used to limit retained risk where feasible and the cost of such coverage is also paid through the Group Hospitalization Fund. The stop-loss retention is limited to \$150,000 per person. The insurance policy provides an unlimited maximum benefit per person in excess of specific deductible per year.

As an internal service activity, the Group Hospitalization Fund is a proprietary fund in which liabilities are reported when it is probable that a loss has occurred and the amount of the loss can be reasonably estimated. Claim liabilities are based upon the estimated ultimate cost of settling the claims including specific, incremental claim adjustment expenses, salvage, and subrogation and considering the effects of inflation and recent claim settlement trends including frequency and amount of payouts and other economic and social factors. Liabilities include an amount for claims that have been incurred but not reported (IBNRs). The Government currently does not discount its claims liabilities.

Changes in the balances of claims liabilities (all due in one year) during the last two years ended October 31 are as follows:

	2014	2013
Claims liability, beginning	\$ 1,359,325	\$ 1,688,937
Current year claims and changes in estimates	13,423,611	16,922,163
Claims paid	<u>(13,346,887)</u>	<u>(17,251,775)</u>
Claims liability, ending	<u>\$ 1,436,049</u>	<u>\$ 1,359,325</u>

Claims payable for group hospitalization of \$1,436,049 at October 31, 2014 was determined as follows:

1. Claims incurred prior to October 31, 2014 and paid subsequently:

Paid as of	Amount	
November 2014	\$ 709,251	
December 2014	457,378	
January 2015	<u>160,379</u>	1,327,008
2. Provision for claims incurred but not reported		<u>109,041</u>
Total claims payable		<u>\$ 1,436,049</u>

The provision for claims incurred but not reported of \$109,041 was calculated utilizing historical information adjusted for current trends.

LAFAYETTE CITY-PARISH CONSOLIDATED GOVERNMENT
Lafayette, Louisiana

Notes to the Basic Financial Statements (Continued)

(19) Commitments and Contingencies

A. Contingent Liabilities

The Government is a defendant in various lawsuits. Although the outcome of these lawsuits is not presently determinable, in the opinion of the Consolidated Government's attorneys, any judgments rendered in favor of the plaintiff or payments resulting from compromise settlements, if any, will be within the limits of the various insurance coverages carried by the Government or funded through its self-insurance program.

B. Grant Audits

The Government receives grants for specific purposes that are subject to review and audit by the agencies providing the funding. Such audits and reviews could result in expenses being disallowed under the terms and conditions of the grants. In the opinion of management, such disallowances, if any, would be immaterial.

C. Arbitrage Rebate

Section 148 of the Internal Revenue Code of 1986, as amended, requires that issuers of tax-exempt debt make arbitrage calculations annually on bonds issued after August 31, 1986 to determine whether an arbitrage rebate liability exists between the issuer and the U.S. Department of the Treasury. Arbitrage is the difference (or profit) earned from borrowing funds at tax-exempt rates and investing the proceeds in higher yielding taxable securities. Based upon arbitrage rebate calculations made as of October 31, 2014, it was determined that no liability existed at October 31, 2014.

D. Construction Commitments

At October 31, 2014, the Government had several uncompleted construction contracts. The remaining commitment on these contracts was \$38,818,628, of which \$33,413,372 was attributable to governmental activities and \$5,405,256 was attributable to business-type activities.

E. Purchase Commitments

On March 26, 2012, LPPA (Authority) and LEPA entered into a two-year contract with Arch Coal Sales Company, Inc. which expires on December 31, 2014. Effective December 4, 2013, the 2013 contract was extended through January 31, 2015 to carryover 44,235 tons at \$13 per ton. Effective April 14, 2014, the 2014 contract was extended through March 31, 2015 to carryover up to 150,000 tons at \$13.30 per ton. On January 21, 2015, the Authority and LEPA entered into a one year contract with Arch Coal Sales Company, Inc. to purchase 450,000 tons of coal at \$13 per ton, expiring on December 31, 2015. The Authority's share of the contract tonnage to be purchased is 859,902 tons. The terms of the contracts and annual quantities to be purchased are as follows:

LAFAYETTE CITY-PARISH CONSOLIDATED GOVERNMENT
Lafayette, Louisiana

Notes to the Basic Financial Statements (Continued)

The terms of the contracts and annual quantities to be purchased are as follows:

Calendar Year	Annual Quantity	Committed Cost	Purchase Commitment
2014	215,667	\$ 13.00	\$ 2,803,671
2015	494,235	13.00	6,425,055
2015	<u>150,000</u>	13.30	<u>1,995,000</u>
	<u>859,902</u>		<u>\$ 11,223,726</u>

As of October 31, 2014, the Authority purchased 534,333 tons at \$13 per ton for a total cost of \$6,946,329 under the calendar year 2014 contract.

(20) Contract for Purchase of Power

On May 1, 1977, the City of Lafayette entered into a power sales contract with LPPA for purchase of all electric power and energy which is capable of generation from LPPA's 50% ownership interest in a fossil fuel steam electric generating plant near Boyce, Louisiana. The generating unit has a net generating capability of approximately 530 MW.

Under the terms of the power sales contract, which will terminate on April 30, 2017, the City makes monthly payments sufficient to cover: all debt service of LPPA (including debt service reserve requirements); the amount which LPPA is required under its bond resolution(s) to pay or set aside during such month into any other fund or account established by the bond resolutions including working capital funds; any payments which LPPA is required to make for the cost of renewals, replacements or preventive maintenance of the facility; and the costs of producing or delivering power and energy during such month (including general and administrative expenses, but excluding depreciation). Such payments will continue throughout the term of the contract whether or not the unit is operable or whether power or energy is being delivered to the City under the terms of the contract.

(21) Post Retirement Health Care Benefits

Plan Description: The Lafayette Consolidated Government's medical benefits are provided through insured programs and are made available to employees upon actual retirement. The plan is a single-employer defined benefit health care plan administered by the Government. The Government has the authority to establish and amend the benefit provisions of the plan. The plan does not issue a publicly available stand-alone financial report.

Employees are covered by four different Retirement Systems: Municipal Employees Retirement System (MERS), whose retirement eligibility (D.R.O.P. entry) provisions are as follows: 25 years of service at any age; or, age 60 and 10 years of service; Parochial Employees Retirement System (PERS), whose retirement eligibility (D.R.O.P. entry) provisions are as follows: 30 years of service at any age; age 55 and 25 years of service; age 60 and 10 years of service; or, age 65 and 7 years of service; Firefighters' Retirement System (FRS), whose retirement eligibility (D.R.O.P. entry) provisions are as follows: 25 years of service at any age; or, age 50 and 20 years of service; and, the Municipal Police Employees' Retirement System (MPERS), whose retirement eligibility (D.R.O.P. entry) provisions are as follows: 25 years of service at any age; age 50 and 20 years of service; or, age 55 and 12 years of service. The plan provisions are contained in the official plan documents.

LAFAYETTE CITY-PARISH CONSOLIDATED GOVERNMENT
Lafayette, Louisiana

Notes to the Basic Financial Statements (Continued)

Contribution Rates: Employees do not contribute to their post employment benefits costs until they become retirees and begin receiving those benefits. The premiums of these benefits for retirees are paid, on a bi-weekly basis, jointly by the retiree (approximately 10 percent) and the Government (approximately 90 percent). Contribution rates are contained in the official plan documents.

Funding Policy: Until 2007, the Government recognized the cost of providing post-employment medical (the Government's portion of the retiree medical benefit premiums) as an expense when the benefit premiums were due and thus financed the cost of the post-employment benefits on a pay-as-you-go basis. Effective fiscal year beginning November 1, 2007, the Government implemented Government Accounting Standards Board Statement Number 45, *Accounting and Financial Reporting by Employers for Post employment Benefits Other than Pensions* (GASB 45).

In the fiscal year ending October 31, 2014, the Government's portion of health care funding cost for retired employees totaled \$2,048,451. This amount was applied toward the Net OPEB Obligation as shown in the following table.

Annual Required Contribution: The Government's other postemployment benefit (OPEB) cost is calculated based on the annual required contribution of the employer (ARC), an amount actuarially determined in accordance with GASB 45. The ARC is the sum of the normal cost plus the contribution to amortize the unfunded actuarial liability (UAAL). A level-dollar, open amortization period of 30 years (the maximum amortization period allowed by GASB 45) has been used for the post-employment benefits. The actuarially computed ARC is as follows:

Normal Cost	\$ 562,487
30-year UAL amortization amount	<u>1,359,965</u>
Annual required contribution	<u><u>\$ 1,922,452</u></u>

The following table shows the components of the Government's annual OPEB cost for the year, the amount contributed to the plan, and the changes in the Government's net OPEB obligation:

Annual required contribution	\$ 1,922,452
Interest on Net OPEB Obligation	149,976
ARC adjustment	<u>(216,828)</u>
Annual OPEB cost (expense)	1,855,600
Contributions made	-
Current year retiree premium	<u>(2,048,451)</u>
Change in net OPEB obligation	(192,851)
Net OPEB obligation - beginning of year	<u>3,749,389</u>
Net OPEB obligation - end of year	<u><u>\$ 3,556,538</u></u>

LAFAYETTE CITY-PARISH CONSOLIDATED GOVERNMENT
Lafayette, Louisiana

Notes to the Basic Financial Statements (Continued)

The Government's annual OPEB cost, the percentage of the annual OPEB cost contributed to the plan, and the net OPEB obligation as of 2012, 2013, and 2014 follows:

Fiscal Year Ended	Annual OPEB Cost	Percentage of Annual OPEB Cost Contributed	Net OPEB Obligation
10/31/2012	\$ 1,933,839	79.30%	\$ 3,399,360
10/31/2013	\$ 2,006,194	82.55%	\$ 3,749,389
10/31/2014	\$ 1,855,600	110.39%	\$ 3,556,538

Funded Status and Funding Progress: In the fiscal year ending October 31, 2014, the Government made no contributions to its post employment benefits plan. The plan was not funded, has no assets, and hence has a funded ratio of zero. Based on the November 1, 2013 actuarial valuation, the most recent valuation, the Actuarial Accrued Liability (AAL) at the end of the year October 31, 2014 was \$24,456,505, which is defined as that portion, as determined by a particular actuarial cost method (the Government used the Projected Unit Credit Cost Method), of the actuarial present value of post employment plan benefits and expenses which is not provided by normal cost.

Actuarial Accrued Liability (AAL)	\$ 24,456,505
Actuarial Value of Plan Assets	-
Unfunded Actuarial Accrued Liability (UAAL)	<u>\$ 24,456,505</u>
Funded Ratio (Act Val. Assets/AAL)	0.00%
Covered payroll (active plan members)	\$ 107,548,094
UAAL as a percentage of covered payroll	22.74%

The schedule of funding progress included in required supplementary information following the notes to the financial statements presents multi-year trend information that shows whether the actuarial value of plan assets is increasing or decreasing over time relative to the actuarial accrued liabilities for benefits.

Actuarial Methods and Assumptions: Actuarial valuations involve estimates of the value of reported amounts and assumptions about the probability of events far into the future. The actuarial valuation for post employment benefits includes estimates and assumptions regarding (1) turnover rate; (2) retirement rate; (3) health care cost trend rate; (4) mortality rate; (5) discount rate (investment return assumption); and (6) the period to which the costs apply (past, current, or future years of service by employees). Actuarially determined amounts are subject to continual revision as actual results are compared to past expectations and new estimates are made about the future.

Projections of benefits are based on the types of benefits provided under the terms of the substantive plan (the plan as understood by the Government and its employee plan members) and include the types of benefits at the time of each valuation and on the pattern of sharing of benefit costs between the Government and its plan members to that point. The projection of benefits for financial reporting purposes does not explicitly incorporate the potential effects of legal or contractual funding limitations on the pattern of cost sharing between the Government and plan members in the future. Consistent with the long-term perspective of actuarial calculations, the actuarial methods and assumptions used include techniques that are designed to reduce short-term volatility in actuarial liabilities and the actuarial value of assets.

LAFAYETTE CITY-PARISH CONSOLIDATED GOVERNMENT
Lafayette, Louisiana

Notes to the Basic Financial Statements (Continued)

Actuarial Cost Method: The ARC is determined using the Projected Unit Credit Cost Method. The employer portion of the cost for retiree medical care in each future year is determined by projecting the current cost levels using the healthcare cost trend rate and discounting this projected amount to the valuation date using the other described pertinent actuarial assumptions, including the investment return assumption (discount rate), mortality, and turnover.

Actuarial Value of Plan Assets: As of the valuation date, there are not any assets. It is anticipated that in future valuations, should funding take place, a smoothed market value consistent with Actuarial Standards Board ASOP 6, as provided in paragraph number 125 of GASB Statement 45.

Turnover Rate: An age-related turnover scale based on actual experience has been used. The rates, when applied to the active employee census, produce an annual turnover of approximately 13.75%.

Post employment Benefit Plan Eligibility Requirements: It is assumed that entitlement to benefits will commence six years after earliest eligibility to enter the D.R.O.P. as described above under the heading "Plan Description". This consists of three to five years in D.R.O.P. in combination with an additional one to three years delay. Medical benefits are provided to employees upon actual retirement.

Investment Return Assumption (Discount Rate): GASB Statement 45 states that the investment return assumption should be the estimated long-term investment yield on the investments that are expected to be used to finance the payment of benefits. Based on the assumption that the ARC will not be funded, a 4% annual investment return has been used in this valuation.

Health Care Cost Trend Rate: The expected rate of increase in medical cost is based on projections performed by the Office of the Actuary at the Centers for Medicare & Medicaid Services as published in National Health Care Expenditures Projections: 2003 to 2013, Table 3: National Health Expenditures, Aggregate and per Capita Amounts, Percent Distribution and Average Annual Percent Change by Source of Funds: Selected Calendar Years 1990-2013, released in January, 2004 by the Health Care Financing Administration (www.cms.hhs.gov). "State and Local" rates for 2008 through 2014 from this report were used, with rates beyond 2014 graduated down to an ultimate annual rate of 5.0% for 2016 and later.

Mortality Rate: The 1994 Group Annuity Reserving (94GAR) table, projected to 2002, based on a fixed blend of 50% of the unloaded male mortality rate and 50% of the unloaded female mortality rates, was used. This is a published mortality table which was designed to be used in determining the value of accrued benefits in defined benefit pension plans.

Method of Determining Value of Benefits: The "value of benefits" has been assumed to be the portion of the premium after retirement date expected to be paid by the employer for each retiree and has been used as the basis for calculating the actuarial present value of OPEB benefits to be paid. The medical rates provided are "blended" rates for active and retired. Since "unblended" rates are required by GASB 45 for valuation purposes, we have estimated the unblended retiree rates for pre-Medicare eligibility as being 130% of the blended rates. Coverage is provided for retirees only, not dependents, and ceases after Medicare eligibility.

Post-retirement Benefit Increases: The plan benefit provisions in effect for retirees as of the valuation date have been used and it has been assumed for valuation purposes that there will not be any changes in the future.

Inflation Rate: Included in both the investment return assumption and the healthcare cost trend rates above is an implicit inflation assumption of 2.50% annually.

LAFAYETTE CITY-PARISH CONSOLIDATED GOVERNMENT
Lafayette, Louisiana

Notes to the Basic Financial Statements (Continued)

Projected Salary Increases: This assumption is not applicable since neither the benefit structure nor the valuation methodology involves salaries.

(22) Employee Retirement Systems

The Government participates in the Municipal Employees Retirement System (MERS), Parochial Employees' Retirement System (PERS), State of Louisiana - Municipal Police Employees' Retirement System (MPERS) and State of Louisiana – Firefighters' Retirement System (FRS). These systems are cost-sharing, multi-employer retirement systems which cover virtually all Lafayette Consolidated Government employees. Substantially all Government employees participate in one of the following retirement systems:

A. Municipal Employees' Retirement Systems (MERS)

Plan description: Employees are eligible to retire under Plan A of the System at age 60 with 10 years of creditable service, or at any age with 25 years of creditable service. Monthly benefits consist of 3% of a member's final compensation, multiplied by years of service with certain limitations. The System also provides disability and survivor benefits. All benefits are established by state statute. MERS issues a publicly available financial report that includes the required supplemental information. That report may be obtained by writing to Municipal Employees' Retirement System of Louisiana, 7937 Office Park Boulevard, Baton Rouge, Louisiana 70809.

Funding policy: Plan members were required to contribute 9.50% of their annual covered salary and the Government is required to contribute at an actuarially determined rate. The employer contribution rate was 18.75% through June 30, 2014 and 19.75% beginning July 1, 2014. The contribution requirements of plan members and the Government are established by statute. The Government's contributions to MERS for the years ended October 31, 2014, 2013, and 2012 were \$4,387,833, \$3,513,288, and \$3,383,712, respectively, equal to the required contribution each year.

B. Parochial Employees' Retirement System (PERS)

Plan description: Members of the plan may retire with 30 years of creditable service regardless of age, with 25 years of service at age 55, and with 10 years of service at age 60. Benefit rates are 1% of final compensation (average monthly earnings during the highest 36 consecutive months, or joined months if service was interrupted) plus \$2.00 per month for each year of service credited prior to January 1, 1980, and 3% of final compensation for each year of service after January 1, 1980. The System also provides disability and survivor benefits. Benefits are established by state statute. PERS issues a publicly available financial report that includes the required supplemental information. That report may be obtained by writing to Parochial Employees' Retirement System of Louisiana, Post Office Box 14619, Baton Rouge, Louisiana 70898.

Funding policy: Plan members are required to contribute 9.50% of their annual covered salary to the plan and the Government is required to contribute at an actuarially determined rate. The rate was 16.75% through June 30, 2014 and 16.00% beginning July 1, 2014. The contribution requirements of plan members and the Government are established by statute. The Government's contribution to PERS for the years ended October 31, 2014, 2013, and 2012 were \$5,876,659, \$5,863,778, and \$6,010,588, respectively, equal to the required contribution each year.

LAFAYETTE CITY-PARISH CONSOLIDATED GOVERNMENT
Lafayette, Louisiana

Notes to the Basic Financial Statements (Continued)

C. State of Louisiana - Municipal Police Employees' Retirement System (MPERS)

Plan description: Members may retire at age 50 with at least 20 years of credited service, or at age 55 with at least 12 years of credited service. Benefit rates are 3-1/3 percent of a member's average final compensation, multiplied by the employee's years of credited service. The System also provides death and disability benefits. Benefits are established by state statute. The MERS issues a publicly available financial report that includes the required supplemental information. That report may be obtained by writing to Municipal Police Employees' Retirement System, 7722 Office Park Boulevard, Suite 200, Baton Rouge, Louisiana 70809-7601.

Funding policy: Plan members are required to contribute 10.00% of their annual covered salary and the Government is required to contribute at a rate established by State statute. The rate was 31.50% for the fiscal year ended October 31, 2014. The Government's contributions to MERS for the years ended October 31, 2014, 2013, and 2012 were \$4,297,893, \$3,940,495, and \$3,701,351, respectively, equal to the required contribution for each year.

D. State of Louisiana - Firefighters' Retirement System (FRS)

Plan description: Members of the plan may retire at age 50 with at least 20 years of credited service, age 55 with at least 12 years of credited service, or at least 25 years of credited service at any age. Benefits are 3-1/3 percent of a member's average final compensation, multiplied by the employee's years of credited service. The System also provides death and disability benefits. Benefits are established by state statute. The Firefighters' Retirement System issues a publicly available financial report that includes the required supplemental information. That report may be obtained by writing to Firefighters' Retirement System, Post Office Box 94095 Capital Station, Baton Rouge, Louisiana 70804-9095.

Funding policy: Plan members are required to contribute 10.00% of their annual covered salary and the Government is required to contribute at an actuarially determined rate. The rate was 28.25% through June 30, 2014 and 29.25% beginning July 1, 2014. The contribution requirements of plan members are established and may be amended by the System's Board of Trustees. The Government's contributions to FRS for the years ended October 31, 2014, 2013, and 2012 were \$3,185,415, \$2,587,392, and \$2,446,162, respectively, equal to the required contribution for each year.

(23) Environmental Liabilities and Regulations

A. LUS

The site upon which the City's first power generation plant was once located has been identified as containing environmental contamination. In 1979, the City built an electrical substation on the site after the 80 year old generation plant was destroyed by fire. While performing electrical upgrades to the substation in 1991, the City discovered traces of petroleum products and began an investigation as to the source of the contaminants and the extent of contamination. As a result of extensive testing on the substation site and adjacent properties, it appears that the source of the contamination is likely to have been caused from underground storage tanks which once contained fuel oil and diesel fuel used in the generation of electrical power by the former utility plant.

LAFAYETTE CITY-PARISH CONSOLIDATED GOVERNMENT
Lafayette, Louisiana

Notes to the Basic Financial Statements (Continued)

The City currently is working with the Louisiana Department of Environmental Quality (LaDEQ) to determine what, if any, further remediation or testing at the site will be required. LaDEQ's Risk Evaluation and Corrective Action Program or "RECAP" now governs the remediation that may be required. While all investigations performed in the past were done with the approval of the LaDEQ, the RECAP regulations require testing and analyses not required during the initial investigations. The City is in the process of performing the required additional investigations at the site. The LaDEQ continues to be involved with all aspects of the project. Approval will be obtained from the LaDEQ prior to any additional investigation.

Based on information currently available, it appears that the site will require some minimal remediation and future monitoring. Costs for those tasks are estimated at \$30,000 and are accrued in the Utilities System Fund at October 31, 2014.

B. LPPA

The Authority is subject to federal, state and local laws and regulations governing the protection of the environment. Violations of these laws and regulations may result in substantial fines and penalties. The Authority has obtained the environmental permits necessary for its operation, and management believes the Authority is in compliance in all material respects with these permits, as well as all applicable environmental laws and regulations. Environmental requirements affecting electric power generation facilities are complex, change frequently, and have become more stringent over time as a result of new legislation, administrative actions, and judicial interpretations. Therefore, the capital costs and other expenditures necessary to comply with existing and new environmental requirements are difficult to determine.

The Environmental Protection Agency (EPA) has proposed and adopted rules under the authority of the Clean Air Act (CAA) relevant to the emissions of sulfur dioxide (SO₂) and nitrogen oxide (NO_x) from the Authority's generating units. The CAA established the Acid Rain Program to address the effects of acid rain and imposed restriction on SO₂ emissions from certain generating units. The CAA requires these generating units to possess a regulatory "allowance" for each ton of SO₂ emitted beginning in the year 2000. The EPA allocates a set number of allowances to each affected unit based on its historic emissions. As of October 31, 2014, the Authority had sufficient allowances for 2014 operations and expects to have sufficient allowances for 2015 and 2016 operations under the Acid Rain Program. The Acid Rain Program also established emission rate limits on NO_x emissions for certain generating units. The Authority is able to achieve compliance with the Acid Rain Program permit limits for NO_x at the Rodemacher Unit.

On July 6, 2011, the EPA finalized a rule titled "Federal Implementation Plans to Reduce Interstate Transport of Fine Particulate Matter and Ozone" known as CSAPR that would require significant reductions in SO₂ and NO_x emissions from electric generating units (EGUs) in 28 states, including Louisiana.

Under CSAPR, the EPA would set total emissions limits for each state allowing limited interstate (and unlimited intrastate trading) of emission allowances among power plants to comply with these limits beginning January 1, 2012. Specifically for Louisiana, CSAPR would limit NO_x emissions for the ozone season, consisting of the months of May through September.

LAFAYETTE CITY-PARISH CONSOLIDATED GOVERNMENT
Lafayette, Louisiana

Notes to the Basic Financial Statements (Continued)

On December 30, 2011, in response to petitions by both state and industry participants, the D. C. Circuit Court of Appeals issued an order staying implementation of CSAPR pending resolution of legal challenges to the rule. The Court further ordered that the Clean Air Interstate Rule (CAIR), a predecessor rule to CSAPR, remain in place while CSAPR is stayed. On April 29, 2014, the U.S. Supreme Court issued an opinion reversing an August 21, 2012 D. C. Court decision that vacated CSAPR. On October 23, 2014, the D. C. granted EPA's request to lift the CSAPR stay and toll the CSAPR compliance deadlines by three years. CSAPR Phase I implementation is scheduled for January 1, 2015 with Phase 2 beginning in 2017. The authority considered various options for meeting the NOx allocation established by CSAPR for the Rodemacher Unit in the event the stay was eventually lifted. These options include the installation of additional emission controls and the implementation of alternate dispatch schedules for generation units.

The EPA also has adopted rules under Section 112 of the CAA governing the emissions of mercury and other hazardous air pollutants from certain EGUs. The EPA established maximum achievable control technology (MACT) standards for coal-fired EGUs in late 2011, and signed a final rule setting forth national emissions standards for hazardous air pollutants from coal and - oil-fired electric utility steam generating units on December 16, 2011. The final rule is now known as MATS. MATS require affected EGUs to meet specific numeric emission standards and work practice standards to address hazardous air pollutants.

In order to comply with these regulations, the Authority's 50% share of costs is approximately \$74,600,000. Compliance with CSAPR was completed during the 2012-2013 fiscal year at a cost of \$5,500,000. Environmental upgrades for compliance with MATS were completed at the beginning of 2015 at a cost of \$67,400,000. Funding for these projects was obtained through existing funds and the issuance of \$74,600,000 Series 2012 Electric Revenue Bonds.

(24) Flow of Funds: Restrictions on Use - Utility Revenues

Under the terms of various bond indentures on outstanding Utilities Revenue Bonds, all income and revenues of the Utilities System are pledged and dedicated to the retirement of said bonds and are to be deposited in funds as indicated below.

All revenue, except income received from the sale of capital assets and charges between divisions of the Utilities System, shall be deposited daily into a Receipts Fund. Out of the Receipts Fund, there shall be transferred to an Operating Fund from time to time as needed during each sinking fund year amounts sufficient to provide for the payment of costs of operation and maintenance.

After meeting the requirements of the Operating Fund, the monies in the Receipts Fund shall be transferred to the Sinking Fund in amounts sufficient to pay promptly and fully the principal of, premium, if any, and the interest on the outstanding revenue bonds as they become due and payable whether by maturity or mandatory call. Appropriate amounts shall also be placed in the Sinking Fund to allow for the payment of the charges of the paying agent. On or before the day before the interest payment date, sufficient funds to make the payment of the principal and/or interest owed on the obligations, as of that interest payment date, shall be deposited with the paying agent.

LAFAYETTE CITY-PARISH CONSOLIDATED GOVERNMENT
Lafayette, Louisiana

Notes to the Basic Financial Statements (Continued)

After meeting the requirements of the Operating and Sinking Funds, monies in the Receipts Fund are transferred to the Reserve Fund to satisfy the reserve requirements for reserve secured bonds. Amounts in the Reserve Fund are used solely for the purposes of curing deficiencies in the Sinking Fund for the payment when due of the principal of, premium, if any, and interest on the reserve secured bonds.

After meeting the requirements of the Reserve Fund, the monies in the Receipts Fund shall be deposited in the Capital Additions Fund. The monies in the Capital Additions Fund shall be used for the payment of principal and redemption price of and interest on obligations when due at any time monies are not available. It shall also be used to make the in lieu of tax payment to the City General Fund. The remaining money in the Capital Additions Fund may be used for (1) paying capital costs, (2) creation of a rate stabilization account to provide for temporary loss of revenue, (3) payment of subordinated indebtedness and subordinated contract obligations, (4) purchase of outstanding obligations, or (5) making any payment or investment for any lawful purpose.

(25) Flow of Funds: Restrictions on Use – Communications Revenues

Under the terms of the ordinance authorizing and providing for the issuance of Communications System Revenue Bonds, all income and revenues of the Communications System are pledged and dedicated to the retirement of said bond and are to be deposited in accounts as indicated below.

All revenue, except income received from the sale of capital assets and proceeds from the issuance of bonds shall be deposited daily into a Receipts Account. Out of the Receipts Account, after the application of bond proceeds deposited for working capital have been exhausted, there shall be transferred to an Operating Account from time to time as needed during each debt service account year amounts sufficient to provide for the payment of costs of operation and maintenance.

After meeting the requirements of the Operating Account and after the capitalized interest deposited into the Debt Service Account has been exhausted, the monies in the Receipts Account shall be transferred to the Debt Service Account in amounts equal to 1/6 of the next semi-annual interest payment due and 1/12 of the next principal payment due on or before the 20th day of each month. On or before the 21st day of the month preceding each interest payment date, sufficient funds to make the payment of the principal and/or interest owed on the obligations, as of that interest payment date, shall be deposited with the paying agent.

After meeting the requirements of the Operating and Debt Service Sinking Accounts, monies in the Receipts Account are transferred to the Reserve Account to satisfy the reserve requirements for reserve secured bonds. Amounts in the Reserve Account are used solely for the purposes of curing deficiencies in the Sinking Account for the payment when due of the principal of, premium, if any, and interest on the reserve secured bonds.

After meeting the requirements of the Reserve Account, the monies in the Receipts Account shall be deposited in the Capital Additions Account. The monies in the Capital Additions Account shall be used for the payment of principal and redemption price of and interest on obligations when due at any time monies are not available. It shall also be used to make the in lieu of tax payment to the City General Fund. The remaining money in the Capital Addition Account may be used for: (1) paying capital costs, (2) payment of subordinated indebtedness and subordinated contract obligations, (3) purchase of outstanding obligations, or (4) making any payment or investment for any lawful purpose.

LAFAYETTE CITY-PARISH CONSOLIDATED GOVERNMENT
Lafayette, Louisiana

Notes to the Basic Financial Statements (Continued)

(26) Flow of Funds: Restrictions on Use - LPPA

Under the terms of the ordinance authorizing and providing for the issuance of electric revenue bonds to finance the acquisition of an ownership interest in a fossil fuel steam electric generating plant and for other purposes relating thereto, the bonds are special obligations payable solely from and secured by the revenues and other funds including bond proceeds. Such revenues consist of all income, fees, charges, receipts, profits, and other monies derived from its ownership and operation of the fossil fuel steam electric generating plant, other than certain money derived during the period of construction. Monies in the revenue fund shall first be applied to the payment of operating expenses of the plant. Monies in the revenue fund shall then be deposited into the bond fund to pay principal and premium, if any, and interest on all bonds as they become due and payable; and then applied to maintain in the bond fund reserve account an amount equal to the maximum annual debt service requirements on all bonds. After making the required payments into the operating account and bond fund, there shall be paid out of the revenue fund into the reserve and contingency fund an amount equal to \$1,500,000 or such greater amount as may be determined by the consulting engineer, provided that there shall not be required to be paid therein during any month an amount in excess of 25% of the amounts required to be paid during such month to the bond fund. If on any October 31st following the date of commercial operation, the monies credited (or to be credited as of such date) to the revenue fund shall exceed the required amount of working capital for the operation of the plant, the amount of such excess shall be applied (1) to reduce monthly power costs to the Government under the power sales contract, (2) to pay the cost of making repairs, renewals and replacements, additions, betterments and improvements to and extensions of the plant operations, (3) to the purchase or redemption of bonds, (4) to any other purpose in connection with the plant operation, or (5) to any other lawful purpose, including the payment of subordinated indebtedness.

The fuel cost stability fund was established to allow level billings to the retail customer when the generating plant is out of service for a period of seven days or more. In those instances, a credit may be applied to the monthly power bill to the Government. When the unit has been returned to operation, the funds which were applied as a credit are recovered by application of a surcharge to restore the fund balance over a reasonable period of time.

(27) Dedication of Proceeds and Flow of Funds - Sales and Use Taxes

City of Lafayette

- A. Proceeds of the 1961 1% sales and use tax levied by the City of Lafayette (2014 collections \$44,555,222) are dedicated to the following purposes:
1. Capital improvements (as more fully described in the tax proposition) for streets, sidewalks and bridges; drains, drainage canals and sub-surface drainage; fire department stations and equipment; police department stations and equipment; garbage disposal and health and sanitation equipment and facilities; public buildings; public parks and recreational facilities and equipment; civil defense; and any other work of permanent public improvement, title to which shall be in the public.
 2. Supplementing the revenues of the General Fund, after providing for debt service on outstanding bonds, provided that such an amount cannot exceed 35% of the annual sales tax revenues.

Proceeds of the tax have been pledged and dedicated to the retirement of various Public Street and Drainage Bonds with outstanding principal balances totaling \$174,770,000 at October 31, 2014.

LAFAYETTE CITY-PARISH CONSOLIDATED GOVERNMENT
Lafayette, Louisiana

Notes to the Basic Financial Statements (Continued)

- B. Proceeds of the 1985 1% sales and use tax levied by the City of Lafayette (2014 collections \$37,830,087) are dedicated to the following purposes:
1. Capital improvements (as more fully described in the tax proposition) for street and drainage improvements.
 2. Supplementing the revenues of the General Fund, after providing for debt service on outstanding bonds, provided that such an amount cannot exceed 35% of the annual sales tax revenues.

Proceeds of the tax have been pledged and dedicated to the retirement of Public Streets and Drainage Bonds with outstanding principal balances totaling \$111,360,000 at October 31, 2014.

Under the terms of the various bond indentures:

1. All proceeds of the tax are to be deposited daily into a Sales Tax Trust Fund.
 2. Each month, there will be transferred from the Sales Tax Trust Fund an amount estimated to be required to pay for all reasonable and necessary costs and expenses of collecting and administering the tax during the next succeeding month.
 3. On or before the 20th day of each month, there shall be transferred to a Sales Tax Bond Sinking Fund an amount equal to 1/6 of the interest falling due on the next interest payment date and 1/12 of the principal falling due on the next principal payment date.
 4. On or before the 20th day of each month, there shall also be transferred to a Sales Tax Bond Reserve Fund a prescribed sum until such time as there is on deposit in that fund a sum equal to the highest combined principal and interest requirements in any succeeding fiscal year on the outstanding bonds.
 5. Any funds remaining after the above transfers will be considered surplus and may be used for the purposes for which the tax was levied.
- C. Proceeds of the 1% sales and use tax levied by the City of Lafayette beginning October 1, 2006 on businesses located in the Lafayette I-10 Corridor District at Mile Marker 103 (2014 collections \$1,224,078) are dedicated for financing economic development projects in the District.

Lafayette Parish

Lafayette Parish is authorized by the voters of the parish to levy and collect a one percent (1%) sales and use tax on a parish-wide basis except for territory located within the boundaries of any incorporated municipality situated within the Parish. The sales tax ordinance provides that the net proceeds of the sales tax will be deposited in the General Fund of the Parish for general expenditures. Revenues from this tax totaled \$6,621,517 for the period ended October 31, 2014.

LAFAYETTE CITY-PARISH CONSOLIDATED GOVERNMENT
Lafayette, Louisiana

Notes to the Basic Financial Statements (Continued)

(28) Deficit Fund Balance and Unrestricted Net Position of Individual Funds

The following funds reported deficit fund balance and net position at October 31, 2014:

Enterprise fund:	
Communications System - net position	\$ (49,944,298)
Internal service fund:	
Self-Insurance - fund balance	\$ (8,718,594)

These deficits will be funded by future excess revenues.

(29) Change in Accounting Principle

During the current fiscal year, the Government implemented GASB Statement No. 65, "Items Previously Reported as Assets and Liabilities." This standard requires that any debt issuance costs, except any portion related to prepaid insurance costs, be recognized as an expenditure in the current period. As a result of this implementation, in the statement of activities, the beginning net position of governmental activities in the amount of \$446,821,631, as originally reported, has been decreased by \$4,415,993 to \$442,405,638 and business-type activities in the amount of \$505,530,539, as originally reported, has been decreased by \$5,108,695 to \$500,421,844. The beginning net position of the enterprise funds of \$509,262,006, as originally reported, has been decreased by \$5,108,695 to \$504,153,311. Additionally, this restatement affected the Utilities System Fund, the Communications System Fund, and the Lafayette Public Power Authority. The effect of the restatement on the individual enterprise fund financial statements is as follows:

	2013		
	As Previously Reported	Restatement	As Restated
Utilities System Fund -			
Statement of net position:			
Unamortized debt issuance costs	\$ 2,109,105	\$(2,109,105)	\$ -
Total net position	482,006,295	(2,109,105)	479,897,190
Communications System Fund -			
Statement of net position:			
Unamortized debt issuance costs	1,656,948	(1,656,948)	-
Total net position (deficit)	(47,036,153)	(1,656,948)	(48,693,101)
Lafayette Public Power Authority -			
Statement of net position:			
Unamortized debt issuance costs	1,342,642	(1,342,642)	-
Total net position	69,185,360	(1,342,642)	67,842,718

LAFAYETTE CITY-PARISH CONSOLIDATED GOVERNMENT
Lafayette, Louisiana

Notes to the Basic Financial Statements (Continued)

(30) Compensation of Council

A detail of compensation paid to individual council members for the period ended October 31, 2014 follows:

Jared Bellard	\$ 26,460
Donald Bertrand	27,318
Kenneth Boudreaux	28,910
Jay Castille	27,318
Andre Naquin	26,460
Kevin Naquin	27,318
Keith Patin	26,460
Brandon Shelvin	28,910
William Theriot	26,460
	<u>\$ 245,614</u>

(31) Subsequent Events

On December 5, 2014, the Government issued \$23,930,000 of Public Improvement Sales Tax Refunding Bonds, Series 2014C to refund \$26,980,000 of \$29,485,000 outstanding Public Improvement Sales Tax Refunding Bonds, Series 2005 (1961 Sales Tax) to realize a debt service savings. The refunding bonds were issued at a premium of \$3,346,000 at an interest rate of 5%, payable semiannually and maturing on March 1, 2024. As a result of the refunding, the Government reduced its total debt service requirements by \$3,500,296, which resulted in an economic gain (difference between the present values of the debt service payments on the old and new debt) of \$3,460,319.

On February 6, 2015, the Government issued \$11,825,000 of Public Improvement Sales Tax Refunding Bonds, Series 2015 to refund \$13,400,000 of \$14,830,000 outstanding Public Improvement Sales Tax Refunding Bonds, Series 2005 (1985 Sales Tax) to realize a debt service savings. The refunding bonds were issued at a premium of \$1,387,390 at an interest rate of 5%, payable semiannually and maturing on October 31, 2024. As a result of the refunding, the Government reduced its total debt service requirements by \$1,807,082, which resulted in an economic gain (difference between the present values of the debt service payments on the old and new debt) of \$1,761,020.

(32) Subsequent Event Review

The Government's management has evaluated subsequent events through April 24, 2015, the date which the financial statements were available to be issued.

**Required Supplementary
Information**

LAFAYETTE CITY-PARISH CONSOLIDATED GOVERNMENT
Lafayette, Louisiana
General Fund

Combined Budgetary Comparison Schedule
For the Year Ended October 31, 2014

	Original Budget	Final Budget	Actual	Variance with Final Budget Positive (Negative)
Revenues:				
Taxes -				
Ad valorem	\$ 24,714,233	\$ 24,848,313	\$ 24,900,736	\$ 52,423
Sales and use	33,504,737	33,504,737	35,289,729	1,784,992
Utility System payments in lieu of taxes	22,250,000	22,250,000	22,073,834	(176,166)
Other	3,562,979	3,566,533	3,988,662	422,129
Licenses and permits	2,658,650	2,938,943	2,976,869	37,926
Intergovernmental -				
State shared revenue	1,294,016	1,294,016	853,378	(440,638)
On-behalf payments for salaries	-	2,949,902	2,949,902	-
Other	177,740	702,607	228,261	(474,346)
Charges for services	9,290,717	9,748,624	9,722,153	(26,471)
Fines and forfeits	1,743,500	1,743,500	1,507,601	(235,899)
Investment earnings	75,030	75,030	34,398	(40,632)
Miscellaneous	633,860	717,254	758,875	41,621
Total revenues	<u>99,905,462</u>	<u>104,339,459</u>	<u>105,284,398</u>	<u>944,939</u>
Expenditures:				
Current -				
General government	23,683,912	24,761,673	22,287,850	2,473,823
Public safety	53,852,930	56,738,225	55,014,118	1,724,107
Traffic and transportation	2,329,899	2,271,662	2,105,822	165,840
Streets and drainage	1,880,927	3,313,927	2,475,754	838,173
Culture and recreation	-	431,052	394,990	36,062
Health and welfare	112,125	112,125	105,485	6,640
Economic opportunity	50,529	50,529	49,464	1,065
Total expenditures	<u>81,910,322</u>	<u>87,679,193</u>	<u>82,433,483</u>	<u>5,245,710</u>
Excess of revenues over expenditures	<u>17,995,140</u>	<u>16,660,266</u>	<u>22,850,915</u>	<u>6,190,649</u>
Other financing sources (uses):				
Transfers in	7,763,700	7,725,829	7,756,305	30,476
Transfers out	(25,563,398)	(25,900,443)	(22,870,454)	3,029,989
Total other financing sources (uses)	<u>(17,799,698)</u>	<u>(18,174,614)</u>	<u>(15,114,149)</u>	<u>3,060,465</u>
Net change in fund balance	195,442	(1,514,348)	7,736,766	9,251,114
Fund balance, beginning	<u>28,658,982</u>	<u>28,658,982</u>	<u>28,658,982</u>	<u>-</u>
Fund balance, ending	<u>\$ 28,854,424</u>	<u>\$ 27,144,634</u>	<u>\$ 36,395,748</u>	<u>\$ 9,251,114</u>

LAFAYETTE CITY-PARISH CONSOLIDATED GOVERNMENT
Lafayette, Louisiana

Schedule of Funding Progress
For the Year Ended October 31, 2014

Actuarial Valuation Date	Actuarial Value of Assets	Actuarial Accrued Liabilities (AAL)	Unfunded Actuarial Accrued Liabilities (UAAL)	Funded Ratio	Covered Payroll	UAAL as a Percentage of Covered Payroll
November 1, 2009	\$ -	\$19,912,894	\$ 19,912,894	0.0%	\$ 98,905,462	20.13%
November 1, 2011	-	24,089,933	24,089,933	0.0%	102,702,671	23.46%
November 1, 2013	-	24,456,505	24,456,505	0.0%	107,548,094	22.74%

Other Supplementary Information

LAFAYETTE CITY-PARISH CONSOLIDATED GOVERNMENT
Lafayette, Louisiana
General Funds

Combining Balance Sheet
October 31, 2014

	City	Parish	Total
ASSETS			
Cash	\$ 1,039,335	\$ 23,881	\$ 1,063,216
Investments	27,726,227	2,574,274	30,300,501
Accounts receivable, net	1,191,848	173,788	1,365,636
Accrued interest receivable	22,471	2,086	24,557
Due from other funds	4,335,871	928,585	5,264,456
Due from component units	21,845	4,599	26,444
Due from other governmental agencies	328,423	629,492	957,915
Prepaid items	2,613	-	2,613
Total assets	<u>\$ 34,668,633</u>	<u>\$ 4,336,705</u>	<u>\$ 39,005,338</u>
LIABILITIES AND FUND BALANCES			
Liabilities:			
Accounts payable	\$ 502,478	\$ 105,308	\$ 607,786
Accrued salaries and benefits	731,469	42,752	774,221
Retainage payable	-	3,525	3,525
Other payables	294,110	183	294,293
Due to other funds	869,379	22,508	891,887
Due to component units	34,784	-	34,784
Unearned revenue	3,094	-	3,094
Total liabilities	2,435,314	174,276	2,609,590
Fund balances:			
Nonspendable for prepaid items	2,613	-	2,613
Committed for incomplete projects	-	531,077	531,077
Assigned for subsequent year's expenditures	1,489,835	104,623	1,594,458
Unassigned	30,740,871	3,526,729	34,267,600
Total fund balances	32,233,319	4,162,429	36,395,748
Total liabilities and fund balances	<u>\$ 34,668,633</u>	<u>\$ 4,336,705</u>	<u>\$ 39,005,338</u>

LAFAYETTE CITY-PARISH CONSOLIDATED GOVERNMENT
Lafayette, Louisiana
General Funds

Combining Statement of Revenues, Expenditures, and Changes in Fund Balances
For the Year Ended October 31, 2014

	<u>City</u>	<u>Parish</u>	<u>Total</u>
Revenues:			
Taxes -			
Ad valorem	\$ 21,552,644	\$ 3,348,092	\$ 24,900,736
Sales and use	28,613,863	6,675,866	35,289,729
Utility System payments in lieu of taxes	22,073,834	-	22,073,834
Other	2,496,060	1,492,602	3,988,662
Licenses and permits	2,500,536	476,333	2,976,869
Intergovernmental -			
State shared revenue	175,498	677,880	853,378
On-behalf payments for salaries	2,949,902	-	2,949,902
Other	-	228,261	228,261
Charges for services	8,199,846	1,522,307	9,722,153
Fines and forfeits	1,496,547	11,054	1,507,601
Investment earnings	32,170	2,228	34,398
Miscellaneous	743,297	15,578	758,875
Total revenues	<u>90,834,197</u>	<u>14,450,201</u>	<u>105,284,398</u>
Expenditures:			
Current:			
General government	21,229,070	1,058,780	22,287,850
Public safety	51,930,770	3,083,348	55,014,118
Traffic and transportation	2,104,273	1,549	2,105,822
Streets and drainage	2,475,754	-	2,475,754
Culture and recreation	-	394,990	394,990
Health and welfare	-	105,485	105,485
Economic opportunity	-	49,464	49,464
Total expenditures	<u>77,739,867</u>	<u>4,693,616</u>	<u>82,433,483</u>
Excess of revenues over expenditures	<u>13,094,330</u>	<u>9,756,585</u>	<u>22,850,915</u>
Other financing sources (uses):			
Transfers in	1,238,866	105,066	1,343,932
Transfers out	(13,335,262)	(3,122,819)	(16,458,081)
Internal transfers	6,412,373	(6,412,373)	-
Total other financing sources (uses)	<u>(5,684,023)</u>	<u>(9,430,126)</u>	<u>(15,114,149)</u>
Net change in fund balances	7,410,307	326,459	7,736,766
Fund balances, beginning	<u>24,823,012</u>	<u>3,835,970</u>	<u>28,658,982</u>
Fund balances, ending	<u>\$ 32,233,319</u>	<u>\$ 4,162,429</u>	<u>\$ 36,395,748</u>

LAFAYETTE CITY-PARISH CONSOLIDATED GOVERNMENT
Lafayette, Louisiana
General Fund - City of Lafayette

Budgetary Comparison Schedule
For the Year Ended October 31, 2014
With Comparative Actual Amounts for the Year Ended October 31, 2013

	2014			Variance with Final Budget Positive (Negative)	2013 Actual
	Original Budget	Final Budget	Actual		
Revenues:					
Taxes -					
Ad valorem	\$ 21,114,185	\$ 21,497,518	\$ 21,552,644	\$ 55,126	\$ 20,739,536
Sales and use taxes	27,381,214	27,381,214	28,613,863	1,232,649	27,415,679
Utility system payments in lieu of taxes	22,250,000	22,250,000	22,073,834	(176,166)	22,131,617
Other	2,147,640	2,147,640	2,496,060	348,420	2,156,663
Licenses and permits	2,282,650	2,459,563	2,500,536	40,973	2,444,121
Intergovernmental -					
State shared revenue	200,000	200,000	175,498	(24,502)	181,594
On-behalf payments for salaries	-	2,949,902	2,949,902	-	2,924,472
Charges for services	7,975,029	8,427,175	8,199,846	(227,329)	6,288,626
Fines and forfeits	1,733,300	1,733,300	1,496,547	(236,753)	1,708,383
Investment earnings	64,000	64,000	32,170	(31,830)	35,213
Miscellaneous	628,860	712,254	743,297	31,043	1,869,268
Total revenues	<u>85,776,878</u>	<u>89,822,566</u>	<u>90,834,197</u>	<u>1,011,631</u>	<u>87,895,172</u>
Expenditures:					
Current -					
General government	22,425,392	22,985,055	21,229,070	1,755,985	20,423,815
Public safety	50,823,606	53,563,697	51,930,770	1,532,835	49,944,702
Traffic and transportation	2,329,899	2,227,591	2,104,273	123,318	2,308,141
Streets and drainage	1,880,927	3,313,927	2,475,754	838,173	10,741,525
Total expenditures	<u>77,459,824</u>	<u>82,090,270</u>	<u>77,739,867</u>	<u>4,350,403</u>	<u>83,418,183</u>
Excess revenues over expenditures	<u>8,317,054</u>	<u>7,732,296</u>	<u>13,094,330</u>	<u>5,362,034</u>	<u>4,476,989</u>
Other financing sources (uses):					
Transfers in	7,663,700	7,625,829	7,651,239	25,410	14,887,270
Transfers out	<u>(15,374,642)</u>	<u>(15,207,601)</u>	<u>(13,335,262)</u>	<u>1,872,339</u>	<u>(12,479,862)</u>
Total other financing sources (uses)	<u>(7,710,942)</u>	<u>(7,581,772)</u>	<u>(5,684,023)</u>	<u>1,897,749</u>	<u>2,407,408</u>
Net change in fund balance	606,112	150,524	7,410,307	7,259,783	6,884,397
Fund balance, beginning	<u>24,823,012</u>	<u>24,823,012</u>	<u>24,823,012</u>	<u>-</u>	<u>17,938,615</u>
Fund balance, ending	<u>\$ 25,429,124</u>	<u>\$ 24,973,536</u>	<u>\$ 32,233,319</u>	<u>\$ 7,259,783</u>	<u>\$ 24,823,012</u>

LAFAYETTE CITY-PARISH CONSOLIDATED GOVERNMENT
Lafayette, Louisiana
General Fund - City of Lafayette

Budgetary Comparison Schedule - Detail of Expenditures
For the Year Ended October 31, 2014
With Comparative Actual Amounts for the Year Ended October 31, 2013

	2014			Variance with Final Budget Positive (Negative)	2013 Actual
	Original Budget	Final Budget	Actual		
Elected Officials:					
City Council -					
Personnel costs	\$ 738,776	\$ 743,776	\$ 726,766	\$ 17,010	\$ 729,342
Transportation	12,900	12,900	449	12,451	588
Materials and supplies	16,000	16,000	9,238	6,762	13,810
Travel and meetings	54,000	51,847	18,647	33,200	19,311
Telephone	29,850	30,676	11,636	19,040	15,927
Publications and recording	65,000	65,000	39,268	25,732	38,042
Printing and postage	34,700	32,502	13,872	18,630	18,186
Professional fees	235,800	235,800	219,753	16,047	218,637
Professional services	44,500	39,500	11,303	28,197	10,862
Vehicle subsidy leases	7,000	7,000	6,023	977	6,431
Tourist promotion	10,000	13,525	5,744	7,781	12,889
Training	5,000	5,000	2,448	2,552	1,389
Uninsured losses	143,544	530,251	34,848	495,403	141,315
Other	10,400	10,400	3,129	7,271	14,098
Total City Council	<u>1,407,470</u>	<u>1,794,177</u>	<u>1,103,124</u>	<u>691,053</u>	<u>1,240,827</u>
President's Office -					
Operations:					
Personnel costs	754,113	762,451	755,406	7,045	578,935
Transportation	6,500	8,200	6,818	1,382	8,335
Expense allowance	3,600	3,600	3,600	-	3,600
Materials and supplies	8,330	10,495	6,960	3,535	2,975
Travel and meetings	35,690	43,152	38,159	4,993	36,789
Telephone	11,360	10,960	8,585	2,375	8,260
Printing and postage	2,000	2,000	924	1,076	1,144
Vehicle subsidy leases	12,600	12,600	11,972	628	6,023
Municipal dues	200	200	120	80	120
Contractual services	21,000	16,600	12,840	3,760	16,316
Tourist promotion	20,000	19,000	12,867	6,133	19,873
Uninsured losses	69,334	16,747	16,747	-	69,396
Other	4,905	4,205	2,154	2,051	3,201
	<u>949,632</u>	<u>910,210</u>	<u>877,152</u>	<u>33,058</u>	<u>754,967</u>

(continued)

LAFAYETTE CITY-PARISH CONSOLIDATED GOVERNMENT
Lafayette, Louisiana
General Fund - City of Lafayette

Budgetary Comparison Schedule - Detail of Expenditures (Continued)
For the Year Ended October 31, 2014
With Comparative Actual Amounts for the Year Ended October 31, 2013

	2014			Variance with Final Budget Positive (Negative)	2013 Actual
	Original Budget	Final Budget	Actual		
CAO - Administration & Emergency Operations:					
Personnel costs	404,937	404,937	391,393	13,544	391,306
Transportation	1,100	700	204	496	913
Materials and supplies	3,395	3,700	2,543	1,157	2,255
Travel and meetings	3,200	3,200	2,065	1,135	2,302
Telephone and utilities	3,150	3,150	387	2,763	740
Printing and postage	300	300	112	188	159
Municipal dues	350	350	-	350	35
Training	1,500	1,500	-	1,500	579
Vehicle subsidy leases	7,000	7,000	6,367	633	6,406
Other	<u>32,462</u>	<u>32,557</u>	<u>32,261</u>	<u>296</u>	<u>32,106</u>
	<u>457,394</u>	<u>457,394</u>	<u>435,332</u>	<u>22,062</u>	<u>436,801</u>
CAO - International Trade:					
Personnel costs	313,771	311,726	304,506	7,220	273,637
Transportation	4,000	2,300	1,939	361	3,808
Materials and supplies	6,400	7,500	7,041	459	8,140
Travel and meetings	12,500	18,900	17,742	1,158	15,490
Telephone	5,300	3,630	2,673	957	3,998
Printing and postage	1,350	1,350	510	840	851
Contractual services	12,270	17,115	16,269	846	17,009
Maintenance	6,350	6,309	5,447	862	4,104
Training	500	350	35	315	432
Tourist/customer relations	9,000	4,100	4,069	31	3,500
Utilities	18,400	24,550	19,296	5,254	20,679
Municipal dues	350	1,020	920	100	400
Uniforms	142	142	104	38	105
Other	<u>9,520</u>	<u>5,011</u>	<u>5,011</u>	<u>-</u>	<u>-</u>
	<u>399,853</u>	<u>404,003</u>	<u>385,562</u>	<u>18,441</u>	<u>352,153</u>
CAO - Small Business Support Services:					
Personnel costs	45,763	45,763	45,648	115	44,416
Telephone	400	400	24	376	123
Printing and postage	2,350	2,350	2,003	347	162
Training	1,000	1,000	424	576	-
Other	<u>150</u>	<u>150</u>	<u>43</u>	<u>107</u>	<u>42</u>
	<u>49,663</u>	<u>49,663</u>	<u>48,142</u>	<u>1,521</u>	<u>44,743</u>
Total President's Office	<u>1,856,542</u>	<u>1,821,270</u>	<u>1,746,188</u>	<u>75,082</u>	<u>1,588,664</u>

(continued)

LAFAYETTE CITY-PARISH CONSOLIDATED GOVERNMENT
Lafayette, Louisiana
General Fund - City of Lafayette

Budgetary Comparison Schedule - Detail of Expenditures (Continued)
For the Year Ended October 31, 2014
With Comparative Actual Amounts for the Year Ended October 31, 2013

	2014			Variance with Final Budget Positive (Negative)	2013 Actual
	Original Budget	Final Budget	Actual		
City Court -					
Operations:					
Personnel costs	1,871,104	1,880,046	1,822,953	57,093	1,770,900
Transportation	500	500	161	339	305
Materials and supplies	21,100	20,647	17,770	2,877	17,421
Telephone and utilities	83,800	83,800	72,141	11,659	73,801
Maintenance	5,600	5,335	4,109	1,226	4,497
Contractual services	127,000	127,000	125,940	1,060	115,490
Printing and postage	10,500	11,218	11,070	148	10,709
Other	24,948	24,948	23,271	1,677	19,162
	<u>2,144,552</u>	<u>2,153,494</u>	<u>2,077,415</u>	<u>76,079</u>	<u>2,012,285</u>
City Marshal:					
Personnel costs	1,359,429	1,518,841	1,448,533	70,308	1,436,340
Transportation	120,000	120,000	124,329	(4,329)	128,053
Telephone	10,000	10,000	1,060	8,940	3,816
Training	25,000	25,000	17,519	7,481	3,303
Uninsured losses	17,066	12,725	12,725	-	16,601
Other	82,000	34,072	40,624	(6,552)	44,942
	<u>1,613,495</u>	<u>1,720,638</u>	<u>1,644,790</u>	<u>75,848</u>	<u>1,633,055</u>
Total City Court	<u>3,758,047</u>	<u>3,874,132</u>	<u>3,722,205</u>	<u>151,927</u>	<u>3,645,340</u>
Legal Department -					
Personnel costs	309,752	309,752	290,773	18,979	287,444
Materials and supplies	23,500	26,000	26,102	(102)	24,306
Telephone	4,800	4,800	1,361	3,439	1,990
Professional services	98,700	98,700	98,695	5	98,640
Printing and binding	800	800	140	660	152
Legal fees	725,933	720,538	797,416	(76,878)	664,309
Other	2,675	5,570	3,508	2,062	777
Total Legal Department	<u>1,166,160</u>	<u>1,166,160</u>	<u>1,217,995</u>	<u>(51,835)</u>	<u>1,077,618</u>
Total Elected Officials	<u>8,188,219</u>	<u>8,655,739</u>	<u>7,789,512</u>	<u>866,227</u>	<u>7,552,449</u>

(continued)

LAFAYETTE CITY-PARISH CONSOLIDATED GOVERNMENT
Lafayette, Louisiana
General Fund - City of Lafayette

Budgetary Comparison Schedule - Detail of Expenditures (Continued)
For the Year Ended October 31, 2014
With Comparative Actual Amounts for the Year Ended October 31, 2013

	2014			Variance with Final Budget Positive (Negative)	2013 Actual
	Original Budget	Final Budget	Actual		
Office of Finance and Management:					
Chief Financial Officer -					
Personnel costs	531,698	603,449	410,438	193,011	402,082
Training	8,000	8,000	3,904	4,096	5,391
Materials and supplies	3,595	3,430	2,056	1,374	2,490
Telephone	4,850	4,850	784	4,066	1,716
Travel and meetings	1,003	1,003	218	785	144
Printing and postage	960	960	447	513	607
Vehicle subsidy leases	6,200	6,200	6,023	177	6,023
Dues and licenses	1,500	1,665	1,565	100	1,745
Uninsured losses	21,916	822	822	-	21,422
Other	150	10,150	8,843	1,307	-
	<u>579,872</u>	<u>640,529</u>	<u>435,100</u>	<u>205,429</u>	<u>441,620</u>
Accounting -					
Personnel costs	1,675,073	1,675,073	1,519,515	155,558	1,522,839
Training	4,000	4,000	3,875	125	3,106
Materials and supplies	13,000	13,000	9,528	3,472	11,719
Telephone	10,300	10,300	806	9,494	4,720
Printing and postage	28,900	28,900	23,570	5,330	28,568
Contractual services	2,660	2,660	1,128	1,532	1,682
Other	790	790	735	55	700
	<u>1,734,723</u>	<u>1,734,723</u>	<u>1,559,157</u>	<u>175,566</u>	<u>1,573,334</u>
Budget Management -					
Personnel costs	647,442	647,442	560,113	87,329	459,946
Training	2,000	2,000	1,618	382	1,301
Materials and supplies	4,400	4,400	3,303	1,097	2,881
Telephone	3,500	3,500	197	3,303	1,330
Printing and postage	8,200	8,200	3,339	4,861	7,222
Contractual services	1,500	1,500	690	810	2,190
	<u>667,042</u>	<u>667,042</u>	<u>569,260</u>	<u>97,782</u>	<u>474,870</u>

(continued)

LAFAYETTE CITY-PARISH CONSOLIDATED GOVERNMENT
Lafayette, Louisiana
General Fund - City of Lafayette

Budgetary Comparison Schedule - Detail of Expenditures (Continued)
For the Year Ended October 31, 2014
With Comparative Actual Amounts for the Year Ended October 31, 2013

	2014			Variance with Final Budget Positive (Negative)	2013 Actual
	Original Budget	Final Budget	Actual		
Purchasing and Property Management -					
Personnel costs	654,714	654,714	625,597	29,117	594,668
Transportation	1,500	2,100	1,940	160	1,182
Training	2,500	2,500	1,940	560	1,880
Materials and supplies	6,800	6,800	6,769	31	6,389
Telephone	6,300	6,300	1,118	5,182	2,889
Printing and postage	13,500	12,900	7,150	5,750	7,743
	<u>685,314</u>	<u>685,314</u>	<u>644,514</u>	<u>40,800</u>	<u>614,751</u>
General Accounts -					
External appropriations	1,373,276	1,404,717	1,402,372	2,345	1,322,499
Duplication costs	116,000	116,000	100,453	15,547	105,125
Professional services	136,550	136,550	117,310	19,240	132,263
Accrued leave	2,200,000	2,500,000	2,673,347	(173,347)	1,506,237
Insurance and bonds	138,168	138,168	122,411	15,757	146,913
Uninsured losses	-	5,554	12,525	(6,971)	867,827
Unemployment	68,000	68,000	28,457	39,543	30,630
Dues and licenses	26,000	26,000	25,960	40	24,960
Utilities - street lighting	1,700,000	1,790,000	1,794,513	(4,513)	1,708,504
Group insurance - retirees	780,974	780,974	780,974	-	716,658
Other	5,918	5,918	4,623	1,295	-
Election	108,000	12,446	-	12,446	9,179
	<u>6,652,886</u>	<u>6,984,327</u>	<u>7,062,945</u>	<u>(78,618)</u>	<u>6,570,795</u>
Total Office of Finance and Management	<u>10,319,837</u>	<u>10,711,935</u>	<u>10,270,976</u>	<u>440,959</u>	<u>9,675,370</u>

(continued)

LAFAYETTE CITY-PARISH CONSOLIDATED GOVERNMENT
Lafayette, Louisiana
General Fund - City of Lafayette

Budgetary Comparison Schedule - Detail of Expenditures (Continued)
For the Year Ended October 31, 2014
With Comparative Actual Amounts for the Year Ended October 31, 2013

	2014			Variance with Final Budget Positive (Negative)	2013 Actual
	Original Budget	Final Budget	Actual		
Records Management:					
Personnel costs	102,069	102,069	102,069	-	90,085
Training	4,000	4,000	3,601	399	-
Materials and supplies	3,800	3,600	3,454	146	3,759
Telephone	642	642	37	605	248
Transportation	400	600	437	163	539
Other	870	870	615	255	1,041
	<u>111,781</u>	<u>111,781</u>	<u>110,213</u>	<u>1,568</u>	<u>95,672</u>
Administrative Operations -					
Human Resources:					
Personnel costs	569,308	569,308	521,911	47,397	530,112
Materials and supplies	11,000	13,917	12,067	1,850	8,171
Telephone	4,390	3,390	1,243	2,147	2,845
Printing and postage	4,300	3,500	3,552	(52)	3,835
Training	6,000	5,483	5,361	122	149
Maintenance	1,000	500	-	500	-
Professional services	36,500	42,000	40,462	1,538	32,397
Other	13,311	1,450	966	484	7,181
	<u>645,809</u>	<u>639,548</u>	<u>585,562</u>	<u>53,986</u>	<u>584,690</u>

(continued)

LAFAYETTE CITY-PARISH CONSOLIDATED GOVERNMENT
Lafayette, Louisiana
General Fund - City of Lafayette

Budgetary Comparison Schedule - Detail of Expenditures (Continued)
For the Year Ended October 31, 2014
With Comparative Actual Amounts for the Year Ended October 31, 2013

	2014			Variance with Final Budget Positive (Negative)	2013 Actual
	Original Budget	Final Budget	Actual		
Communications:					
Personnel costs	130,323	128,024	123,587	4,437	121,267
Transportation	5,000	5,000	3,509	1,491	6,260
Materials and supplies	1,100	1,100	1,069	31	1,684
Telephone	2,048	2,048	681	1,367	950
Printing and postage	2,900	1,900	1,873	27	2,305
Maintenance	5,000	5,000	1,502	3,498	6,317
Other	2,700	5,999	5,421	578	1,627
	<u>149,071</u>	<u>149,071</u>	<u>137,642</u>	<u>11,429</u>	<u>140,410</u>
Total Administrative Operations	<u>794,880</u>	<u>788,619</u>	<u>723,204</u>	<u>65,415</u>	<u>725,100</u>
Risk Management - Administration fees	<u>772,287</u>	<u>567,504</u>	<u>548,527</u>	<u>18,977</u>	<u>791,204</u>
Total Administrative Services Department	<u>1,678,948</u>	<u>1,467,904</u>	<u>1,381,944</u>	<u>85,960</u>	<u>1,611,976</u>
Information Services Department:					
Personnel costs	2,829,345	2,817,787	2,693,128	124,659	2,634,019
Training	46,220	46,220	46,055	165	42,612
Materials and supplies	20,000	16,880	15,748	1,132	15,218
Telephone	605,652	605,652	519,600	86,052	522,707
Travel and meetings	2,000	709	638	71	935
Vehicle subsidy leases	6,000	6,000	6,023	(23)	6,023
Printing and postage	800	411	379	32	436
Professional services	1,546,501	1,563,946	1,393,403	170,543	1,216,546
Maintenance	125,852	117,866	117,866	-	125,499
Publications and recording	800	1,641	1,640	1	571
Other	10,232	4,760	4,782	(22)	3,314
	<u>5,193,402</u>	<u>5,181,872</u>	<u>4,799,262</u>	<u>382,610</u>	<u>4,567,880</u>
Total Information Services Department	<u>5,193,402</u>	<u>5,181,872</u>	<u>4,799,262</u>	<u>382,610</u>	<u>4,567,880</u>

(continued)

LAFAYETTE CITY-PARISH CONSOLIDATED GOVERNMENT
Lafayette, Louisiana
General Fund - City of Lafayette

Budgetary Comparison Schedule - Detail of Expenditures (Continued)
For the Year Ended October 31, 2014
With Comparative Actual Amounts for the Year Ended October 31, 2013

	2014			Variance with Final Budget Positive (Negative)	2013 Actual
	Original Budget	Final Budget	Actual		
Police Department:					
Personnel costs	22,619,545	24,037,961	23,115,939	922,022	22,255,777
Contractual services	146,833	175,333	143,053	32,280	121,325
Coroner's fees	119,450	119,450	79,413	40,037	73,397
Maintenance	94,968	87,968	73,921	14,047	53,425
Materials and supplies	310,585	316,355	265,356	50,999	242,950
Rent	3,300	3,630	3,630	-	3,300
Telephone and utilities	437,232	466,232	410,665	55,567	385,066
Transportation	1,251,000	1,168,900	887,036	281,864	1,203,000
Travel and meetings	12,270	12,270	2,762	9,508	4,515
Training	225,805	236,787	198,180	38,607	143,025
Printing and postage	24,500	26,600	24,391	2,209	20,193
Professional services	13,200	18,700	16,968	1,732	60,901
Undercover investigations	38,500	6,500	2,552	3,948	38,028
Uniforms	171,915	173,415	160,357	13,058	155,049
Uninsured losses	1,767,069	1,122,470	1,122,470	-	1,534,911
Vehicle subsidy leases	101,600	108,600	111,599	(2,999)	111,560
External appropriations	270,300	282,089	280,341	1,748	264,977
Other	197,937	174,735	105,483	69,252	92,948
Total Police Department	<u>27,806,009</u>	<u>28,537,995</u>	<u>27,004,116</u>	<u>1,533,879</u>	<u>26,764,347</u>
Fire Department:					
Personnel costs	16,094,317	17,556,150	17,526,561	29,589	16,711,219
Maintenance	66,140	58,690	43,513	15,177	35,939
Materials and supplies	76,200	77,900	62,718	15,182	63,720
Telephone and utilities	244,000	261,000	305,979	(44,979)	267,632
Transportation	626,650	630,650	726,673	(96,023)	691,255
Travel and meetings	4,500	9,500	6,448	3,052	13,648
Training	100,000	95,000	56,321	38,679	77,564
Tourist/customer relations	8,500	8,500	8,392	108	7,916
Printing and postage	2,700	2,800	2,113	687	1,837
Professional services	71,845	67,845	37,980	29,865	43,332
Uniforms	90,000	78,000	74,075	3,925	83,454
Uninsured losses	651,695	1,081,882	1,081,882	-	408,935
Other	56,843	57,493	53,799	3,694	50,946
Total Fire Department	<u>18,093,390</u>	<u>19,985,410</u>	<u>19,986,454</u>	<u>(1,044)</u>	<u>18,457,397</u>

(continued)

LAFAYETTE CITY-PARISH CONSOLIDATED GOVERNMENT
Lafayette, Louisiana
General Fund - City of Lafayette

Budgetary Comparison Schedule - Detail of Expenditures (Continued)
For the Year Ended October 31, 2014
With Comparative Actual Amounts for the Year Ended October 31, 2013

	2014				2013 Actual
	Original Budget	Final Budget	Actual	Variance with Final Budget Positive (Negative)	
Department of Public Works:					
Director's Office -					
Personnel costs	-	-	-	-	209,991
Vehicle subsidy leases	-	-	-	-	6,522
Materials and supplies	-	-	-	-	373
Telephone and utilities	-	-	-	-	45,175
Travel and meetings	-	-	-	-	103
Municipal dues	-	-	-	-	760
Training	-	-	-	-	640
Uninsured losses	-	-	-	-	281,330
	<u>-</u>	<u>-</u>	<u>-</u>	<u>-</u>	<u>544,894</u>
Operations -					
Administration:					
Personnel costs	-	-	-	-	510,763
Transportation	-	-	-	-	3,819
Materials and supplies	-	-	-	-	6,437
Telephone	-	-	-	-	47,810
Printing and postage	-	-	-	-	433
Maintenance	-	-	-	-	11,087
Professional services	-	-	-	-	5,107
Training	-	-	-	-	1,063
Other	-	-	-	-	708
	<u>-</u>	<u>-</u>	<u>-</u>	<u>-</u>	<u>587,227</u>
Drainage:					
Personnel costs	-	-	-	-	2,697,671
Transportation	-	-	-	-	818,828
Materials and supplies	-	-	-	-	8,699
Equipment rental	-	-	-	-	36,265
Uniforms	-	-	-	-	6,322
Utilities	-	-	-	-	15,198
Printing and postage	-	-	-	-	241
Training	-	-	-	-	2,798
Maintenance	-	-	-	-	1,564
Professional services	-	-	-	-	346,356
Other	-	1,400,000	625,000	775,000	3,768
	<u>-</u>	<u>1,400,000</u>	<u>625,000</u>	<u>775,000</u>	<u>3,937,710</u>

(continued)

LAFAYETTE CITY-PARISH CONSOLIDATED GOVERNMENT
Lafayette, Louisiana
General Fund - City of Lafayette

Budgetary Comparison Schedule - Detail of Expenditures (Continued)
For the Year Ended October 31, 2014
With Comparative Actual Amounts for the Year Ended October 31, 2013

	2014			Variance with Final Budget Positive (Negative)	2013 Actual
	Original Budget	Final Budget	Actual		
Engineering:					
Personnel costs	-	-	-	-	413,877
Uniforms	-	-	-	-	372
Transportation	-	-	-	-	14,847
Materials and supplies	-	-	-	-	2,467
Maintenance	-	-	-	-	4,505
Other	-	-	-	-	444
	<u>-</u>	<u>-</u>	<u>-</u>	<u>-</u>	<u>436,512</u>
Streets/Bridges:					
Personnel costs	-	-	-	-	2,267,118
Uniforms	-	-	-	-	5,737
Transportation	-	-	-	-	650,138
Materials and supplies	-	-	-	-	35,944
Maintenance	-	-	-	-	11,151
Professional services	-	-	-	-	383,001
Training	-	-	-	-	2,050
External appropriations	-	-	-	-	98,777
Utilities	-	-	-	-	35,360
Rent	-	-	-	-	10,100
Other	-	-	-	-	3,479
	<u>-</u>	<u>-</u>	<u>-</u>	<u>-</u>	<u>3,502,855</u>
Total Operations	<u>-</u>	<u>1,400,000</u>	<u>625,000</u>	<u>775,000</u>	<u>8,464,304</u>
Facility Maintenance -					
Personnel costs	747,407	748,807	749,814	(1,007)	699,444
Materials and supplies	205,425	200,625	194,672	5,953	195,812
Telephone and utilities	497,500	522,500	509,572	12,928	466,865
Maintenance	325,420	316,120	293,243	22,877	271,440
Transportation	25,000	38,000	36,197	1,803	33,219
Professional services	75,100	83,600	63,518	20,082	62,393
Uniforms	2,325	2,325	2,065	260	2,190
Other	2,750	1,950	1,673	277	964
	<u>1,880,927</u>	<u>1,913,927</u>	<u>1,850,754</u>	<u>63,173</u>	<u>1,732,327</u>
Total Department of Public Works	<u>1,880,927</u>	<u>3,313,927</u>	<u>2,475,754</u>	<u>838,173</u>	<u>10,741,525</u>

(continued)

LAFAYETTE CITY-PARISH CONSOLIDATED GOVERNMENT
Lafayette, Louisiana
General Fund - City of Lafayette

Budgetary Comparison Schedule - Detail of Expenditures (Continued)
For the Year Ended October 31, 2014
With Comparative Actual Amounts for the Year Ended October 31, 2013

	2014			Variance with Final Budget Positive (Negative)	2013 Actual
	Original Budget	Final Budget	Actual		
Traffic and Transportation					
Department:					
Personnel costs	1,879,688	1,893,031	1,800,193	92,838	1,881,080
Training	13,100	10,958	10,388	570	10,997
Transportation	79,000	76,900	68,509	8,391	82,832
Materials and supplies	18,000	18,070	14,444	3,626	14,965
Telephone and utilities	208,232	206,870	195,753	11,117	196,113
Printing and postage	1,600	1,350	1,036	314	1,128
Uniforms	3,600	3,600	2,562	1,038	2,267
Maintenance	5,800	5,350	5,240	110	5,054
Professional services	4,000	4,103	3,760	343	3,969
Uninsured losses	-	-	-	-	104,808
Vehicle subsidy leases	-	-	-	-	2,869
Travel and meetings	-	-	-	-	123
Other	<u>116,879</u>	<u>7,359</u>	<u>2,388</u>	<u>4,971</u>	<u>1,936</u>
Total Traffic and Transportation Department	<u>2,329,899</u>	<u>2,227,591</u>	<u>2,104,273</u>	<u>123,318</u>	<u>2,308,141</u>
Community Development					
Department:					
Administration -					
External appropriation	595,944	590,944	588,931	2,013	568,694
Personnel costs	181,298	181,298	180,890	408	176,100
Materials and supplies	2,000	1,378	1,178	200	722
Telephone	2,600	2,600	1,002	1,598	1,617
Vehicle subsidy leases	6,200	6,200	6,129	71	6,173
Uninsured losses	36,341	67,931	67,931	-	32,160
Professional services	192,000	192,000	182,478	9,522	72,000
Other	<u>11,933</u>	<u>12,655</u>	<u>11,990</u>	<u>665</u>	<u>10,922</u>
	<u>1,028,316</u>	<u>1,055,006</u>	<u>1,040,529</u>	<u>14,477</u>	<u>868,388</u>

(continued)

LAFAYETTE CITY-PARISH CONSOLIDATED GOVERNMENT
Lafayette, Louisiana
General Fund - City of Lafayette

Budgetary Comparison Schedule - Detail of Expenditures (Continued)
For the Year Ended October 31, 2014
With Comparative Actual Amounts for the Year Ended October 31, 2013

	2014			Variance with Final Budget Positive (Negative)	2013 Actual
	Original Budget	Final Budget	Actual		
Senior Center -					
Personnel costs	320,626	320,626	283,298	37,328	307,005
Transportation	7,500	7,500	4,700	2,800	6,116
Materials and supplies	7,000	8,000	7,480	520	8,820
Telephone and utilities	21,000	21,000	20,502	498	19,000
Printing and postage	3,000	3,000	2,060	940	2,403
Maintenance	3,700	3,700	2,030	1,670	2,882
Contractual services	9,400	8,400	5,490	2,910	9,166
Tourist/customer relations	5,100	5,100	4,994	106	2,586
Other	550	550	340	210	299
	<u>377,876</u>	<u>377,876</u>	<u>330,894</u>	<u>46,982</u>	<u>358,277</u>
 Court Services Probation -					
Material and supplies	-	3,091	1,668	1,423	2,293
 Government and Business Relations -					
Contractual services	50,529	50,529	47,653	2,876	34,138
 Total Community Development Department	<u>1,456,721</u>	<u>1,486,502</u>	<u>1,420,744</u>	<u>65,758</u>	<u>1,263,096</u>
 Planning, Zoning and Codes					
Planning and Zoning					
Personnel costs	-	-	1,709	(1,709)	290
 Municipal Civil Service:					
Personnel costs	452,652	461,575	460,117	1,458	422,629
Materials and supplies	3,300	3,600	3,338	262	1,681
Telephone	2,800	635	595	40	2,156
Printing and postage	3,550	4,200	3,380	820	3,553
Publication and recordation	22,500	17,775	7,642	10,133	12,164
Legal fees	19,170	19,170	16,766	2,404	25,791
Training	-	5,840	5,760	80	-
Vehicle subsidy leases	6,000	6,000	6,023	(23)	6,023
Other	2,500	2,600	1,502	1,098	1,715
Total Municipal Civil Service	<u>512,472</u>	<u>521,395</u>	<u>505,123</u>	<u>16,272</u>	<u>475,712</u>
 Total expenditures	<u>\$ 77,459,824</u>	<u>\$ 82,090,270</u>	<u>\$ 77,739,867</u>	<u>\$ 4,350,403</u>	<u>\$ 83,418,183</u>

LAFAYETTE CITY-PARISH CONSOLIDATED GOVERNMENT
Lafayette, Louisiana
General Fund - Lafayette Parish

Budgetary Comparison Schedule
For the Year Ended October 31, 2014
With Comparative Actual Amounts for the Year Ended October 31, 2013

	2014			Variance with Final Budget Positive (Negative)	2013 Actual
	Original Budget	Final Budget	Actual		
Revenues:					
Taxes -					
Ad valorem	\$ 3,600,048	\$ 3,350,795	\$ 3,348,092	\$ (2,703)	\$ 3,425,274
Sales and use	6,123,523	6,123,523	6,675,866	552,343	6,363,562
Other	1,415,339	1,418,893	1,492,602	73,709	1,441,934
Licenses and permits	376,000	479,380	476,333	(3,047)	486,074
Intergovernmental -					
State shared revenue	1,094,016	1,094,016	677,880	(416,136)	937,093
Other	177,740	702,607	228,261	(474,346)	448,948
Charges for services	1,315,688	1,321,449	1,522,307	200,858	873,067
Fines and forfeits	10,200	10,200	11,054	854	7,954
Investment earnings	11,030	11,030	2,228	(8,802)	4,081
Miscellaneous	5,000	5,000	15,578	10,578	103,610
Total revenues	<u>14,128,584</u>	<u>14,516,893</u>	<u>14,450,201</u>	<u>(66,692)</u>	<u>14,091,597</u>
Expenditures:					
Current -					
General government	1,258,520	1,776,618	1,058,780	717,838	1,297,245
Public safety	3,029,324	3,174,528	3,083,348	91,180	2,948,256
Traffic and transportation	-	44,071	1,549	42,522	9,780
Culture and recreation	-	431,052	394,990	36,062	272,321
Health and welfare	112,125	112,125	105,485	6,640	116,217
Economic opportunity	50,529	50,529	49,464	1,065	36,151
Total expenditures	<u>4,450,498</u>	<u>5,588,923</u>	<u>4,693,616</u>	<u>895,307</u>	<u>4,679,970</u>
Excess of revenues over expenditures	<u>9,678,086</u>	<u>8,927,970</u>	<u>9,756,585</u>	<u>828,615</u>	<u>9,411,627</u>
Other financing sources (uses):					
Transfers in	100,000	100,000	105,066	5,066	6,877
Transfers out	<u>(10,188,756)</u>	<u>(10,692,842)</u>	<u>(9,535,192)</u>	<u>1,157,650</u>	<u>(11,987,896)</u>
Total other financing sources (uses)	<u>(10,088,756)</u>	<u>(10,592,842)</u>	<u>(9,430,126)</u>	<u>1,162,716</u>	<u>(11,981,019)</u>
Net change in fund balance	(410,670)	(1,664,872)	326,459	1,991,331	(2,569,392)
Fund balance, beginning	<u>3,835,970</u>	<u>3,835,970</u>	<u>3,835,970</u>	<u>-</u>	<u>6,405,362</u>
Fund balance, ending	<u>\$ 3,425,300</u>	<u>\$ 2,171,098</u>	<u>\$ 4,162,429</u>	<u>\$ 1,991,331</u>	<u>\$ 3,835,970</u>

LAFAYETTE CITY-PARISH CONSOLIDATED GOVERNMENT
Lafayette, Louisiana
General Fund - Lafayette Parish

Budgetary Comparison Schedule - Detail of Expenditures (Continued)
For the Year Ended October 31, 2014
With Comparative Actual Amounts for the Year Ended October 31, 2013

	2014			Variance with Final Budget Positive (Negative)	2013 Actual
	Original Budget	Final Budget	Actual		
Office of Finance and Management:					
General Accounts -					
General government:					
Dues and subscriptions	\$ 16,150	\$ 16,750	\$ 16,682	\$ 68	\$ 16,114
Publication and recordation	23,000	23,000	7,705	15,295	8,447
Printing and binding	2,600	2,000	-	2,000	484
Governmental relations	42,200	42,200	42,000	200	42,000
Charges for collection	198,733	204,733	178,944	25,789	181,510
External appropriations	199,608	199,608	225,407	(25,799)	208,917
Group insurance	36,752	36,752	36,752	-	41,346
Accrued leave	155,216	173,722	92,795	80,927	44,111
Assessor's office	-	493,340	38,716	454,624	440,966
Other	170,300	160,500	44,575	115,925	3,011
Street lighting	6,500	8,800	7,978	822	5,104
National Guard	6,000	6,000	6,000	-	6,000
Office of Emergency					
Preparedness	96,000	96,000	91,402	4,598	75,682
Contractual services-sheriff	36,000	43,500	36,380	7,120	35,904
Parish Service Officer	38,853	38,853	38,850	3	35,678
Acadiana Regional Dev. District	22,158	22,158	-	22,158	-
Total Office of Finance and Management	<u>1,050,070</u>	<u>1,567,916</u>	<u>864,186</u>	<u>703,730</u>	<u>1,145,274</u>
Elected Officials:					
District Courts -					
Judges:					
General government -					
Personnel costs	<u>662,653</u>	<u>673,382</u>	<u>669,593</u>	<u>3,789</u>	<u>669,421</u>

(continued)

LAFAYETTE CITY-PARISH CONSOLIDATED GOVERNMENT
Lafayette, Louisiana
General Fund - Lafayette Parish

Budgetary Comparison Schedule - Detail of Expenditures (Continued)
For the Year Ended October 31, 2014
With Comparative Actual Amounts for the Year Ended October 31, 2013

	2014			Variance with Final Budget Positive (Negative)	2013 Actual
	Original Budget	Final Budget	Actual		
District Attorney -					
General government:					
Personnel costs	1,168,897	1,191,329	1,096,606	94,723	1,120,817
Transportation	28,000	28,000	25,262	2,738	28,170
Contractual services	17,500	17,500	17,427	73	16,910
Insurance	<u>15,000</u>	<u>15,000</u>	<u>12,302</u>	<u>2,698</u>	<u>12,611</u>
	<u>1,229,397</u>	<u>1,251,829</u>	<u>1,151,597</u>	<u>100,232</u>	<u>1,178,508</u>
Justice of the Peace and Constables -					
General government:					
Personnel costs	156,850	156,850	155,509	1,341	155,259
Training	11,000	11,000	9,619	1,381	10,466
Other	<u>800</u>	<u>978</u>	<u>178</u>	<u>800</u>	<u>-</u>
	<u>168,650</u>	<u>168,828</u>	<u>165,306</u>	<u>3,522</u>	<u>165,725</u>
Registrar of Voters -					
General government:					
Personnel costs	161,672	151,286	142,184	9,102	127,589
Telephone	4,000	4,000	3,151	849	2,526
Vehicle subsidy leases	5,400	5,400	5,361	39	5,360
Supplies and materials	3,000	5,284	5,212	72	3,674
Other	<u>34,378</u>	<u>42,732</u>	<u>38,686</u>	<u>4,046</u>	<u>12,822</u>
	<u>208,450</u>	<u>208,702</u>	<u>194,594</u>	<u>14,108</u>	<u>151,971</u>
Total Elected Officials	<u>2,269,150</u>	<u>2,302,741</u>	<u>2,181,090</u>	<u>121,651</u>	<u>2,165,625</u>

(continued)

LAFAYETTE CITY-PARISH CONSOLIDATED GOVERNMENT
Lafayette, Louisiana
General Fund - Lafayette Parish

Budgetary Comparison Schedule - Detail of Expenditures (Continued)
For the Year Ended October 31, 2014
With Comparative Actual Amounts for the Year Ended October 31, 2013

	2014			Variance with Final Budget Positive (Negative)	2013 Actual
	Original Budget	Final Budget	Actual		
Parishwide Fire Protection:					
Public safety -					
Transportation	20,000	30,562	27,130	3,432	17,334
Other		53,782	32,632	21,150	-
2% fire insurance rebate -					
Milton	33,857	41,322	41,322	-	33,857
Judice	38,049	43,878	43,878	-	38,049
Carencro	73,422	82,759	82,759	-	73,422
Duson	16,067	19,519	19,519	-	16,067
Scott	81,990	88,140	88,140	-	81,990
Broussard	53,153	49,636	49,636	-	53,153
Youngsville	59,601	72,306	72,306	-	59,601
External appropriations -					
Milton	40,000	40,000	40,000	-	40,000
Judice	40,000	40,000	40,000	-	40,000
Carencro	40,000	40,000	40,000	-	40,000
Duson	40,000	40,000	40,000	-	40,000
Scott	83,820	73,080	113,420	(40,340)	69,060
Broussard	40,000	40,000	40,000	-	40,000
Youngsville	40,000	40,000	40,000	-	40,000
Tower rental	6,000	6,000	6,000	-	6,000
Sheriff's crews	100,000	100,000	106,000	(6,000)	84,764
Volunteer fire-fighting assistance	140,000	140,000	140,000	-	140,000
 Total Parishwide Fire Protection	 <u>945,959</u>	 <u>1,040,984</u>	 <u>1,062,742</u>	 <u>(21,758)</u>	 <u>913,297</u>
Traffic and Transportation					
Department:					
Parking -					
Traffic and transportation	<u>-</u>	<u>44,071</u>	<u>1,549</u>	<u>42,522</u>	<u>9,780</u>

(continued)

LAFAYETTE CITY-PARISH CONSOLIDATED GOVERNMENT
Lafayette, Louisiana
General Fund - Lafayette Parish

Budgetary Comparison Schedule - Detail of Expenditures (Continued)
For the Year Ended October 31, 2014
With Comparative Actual Amounts for the Year Ended October 31, 2013

	2014			Variance with Final Budget Positive (Negative)	2013 Actual
	Original Budget	Final Budget	Actual		
Parks and Recreation Department:					
Operations and Maintenance -					
Culture and recreation:					
Equipment purchases	-	-	-	-	24,998
Repairs and maintenance	-	6,892	6,316	576	28,013
Supplies	-	15,537	14,237	1,300	15,319
Field lighting projects	-	4,312	3,951	361	24,943
Park improvements	-	404,311	370,486	33,825	179,048
Total Parks and Recreation Department	-	431,052	394,990	36,062	272,321
Community Development Department:					
Federal Programs Administration -					
General government:					
Personnel costs	48,729	48,729	48,984	(255)	34,898
Telephone and utilities	200	200	107	93	93
Other	1,600	1,600	373	1,227	1,160
Total Federal Programs Admin.	50,529	50,529	49,464	1,065	36,151
15th Judicial District Drug Court -					
General government:					
Personnel costs	1,015	12,198	11,914	284	1,089
Rent	20,300	18,300	18,300	-	17,460
Other	1,350	9,007	3,896	5,111	2,756
Total 15th Judicial District Drug Court	22,665	39,505	34,110	5,395	21,305
Total Community Development Department	73,194	90,034	83,574	6,460	57,456
Others:					
County Agent -					
Conservation of natural resources:					
Transportation	2,500	2,500	2,379	121	2,028
Telephone	13,000	13,000	10,614	2,386	9,140
Materials and supplies	5,000	6,975	6,333	642	17,926
Uniforms	2,000	2,000	1,596	404	1,642
Office expense	3,500	5,500	3,611	1,889	3,200
Contractual services	84,825	80,600	80,300	300	82,115
Other	1,300	1,550	652	898	166
Total Others	112,125	112,125	105,485	6,640	116,217
Total expenditures	\$ 4,450,498	\$ 5,588,923	\$ 4,693,616	\$ 895,307	\$ 4,679,970

LAFAYETTE CITY-PARISH CONSOLIDATED GOVERNMENT
Lafayette, Louisiana
Nonmajor Governmental Funds

Combining Balance Sheet - By Fund Type
October 31, 2014
With Comparative Totals for October 31, 2013

	Special Revenue Funds	Debt Service Funds	Capital Projects Funds	Totals	
				2014	2013
ASSETS					
Cash	\$ 888,372	\$ 556,331	\$ 703,167	\$ 2,147,870	\$ 8,483,066
Investments	86,829,158	47,106,642	75,796,685	209,732,485	217,211,552
Accounts receivable, net	866,392	-	-	866,392	565,371
Loans receivable	2,289,941	-	-	2,289,941	2,203,058
Allowance for uncollectible loans	(32,712)	-	-	(32,712)	(62,647)
Assessments receivable	-	193,219	-	193,219	273,120
Accrued interest receivable	69,884	134,398	61,430	265,712	244,031
Due from other funds	570,347	94,196	1,966	666,509	2,542,283
Due from other governmental agencies	12,153,998	-	-	12,153,998	10,644,753
Inventories, at cost	23,210	-	-	23,210	21,878
Prepaid items	93,795	-	-	93,795	44,984
Total assets	<u>\$ 103,752,385</u>	<u>\$ 48,084,786</u>	<u>\$ 76,563,248</u>	<u>\$ 228,400,419</u>	<u>\$ 242,171,449</u>
LIABILITIES AND FUND BALANCES					
Liabilities:					
Cash overdraft	\$ 3,007,972	\$ -	\$ -	\$ 3,007,972	\$ 2,980,058
Accounts payable	1,216,744	9,294	-	1,226,038	1,177,697
Accrued salaries and benefits	465,910	-	-	465,910	855,468
Contracts payable	780,750	-	1,165,197	1,945,947	2,352,712
Retainage payable	975,946	-	195,628	1,171,574	1,746,489
Other payables	118,212	328	-	118,540	113,872
Due to other funds	9,110,341	1,652,074	6,090	10,768,505	9,630,932
Due to other governmental agencies	929,285	-	-	929,285	714,973
Unearned revenue	170,409	-	-	170,409	243,642
Total liabilities	<u>16,775,569</u>	<u>1,661,696</u>	<u>1,366,915</u>	<u>19,804,180</u>	<u>19,815,843</u>
Fund balances:					
Nonspendable -					
Inventories	23,210	-	-	23,210	-
Prepaid items	93,795	-	-	93,795	44,984
Restricted -					
Capital expenditures	39,169,269	-	75,196,333	114,365,602	87,094,873
Debt service	-	45,707,878	-	45,707,878	46,792,726
Operations and maintenance	40,148,177	-	-	40,148,177	79,550,185
Purpose of grantors and donors	4,895,977	-	-	4,895,977	5,116,638
Committed -					
Incomplete projects	209,492	-	-	209,492	591,089
Assigned -					
Subsequent year's expenditures	2,436,896	715,212	-	3,152,108	3,165,111
Total fund balances	<u>86,976,816</u>	<u>46,423,090</u>	<u>75,196,333</u>	<u>208,596,239</u>	<u>222,355,606</u>
Total liabilities and fund balances	<u>\$ 103,752,385</u>	<u>\$ 48,084,786</u>	<u>\$ 76,563,248</u>	<u>\$ 228,400,419</u>	<u>\$ 242,171,449</u>

LAFAYETTE CITY-PARISH CONSOLIDATED GOVERNMENT
Lafayette, Louisiana
Nonmajor Governmental Funds

Combining Statement of Revenues, Expenditures, and Changes in Fund Balances
For the Year Ended October 31, 2014
With Comparative Totals for the Year Ended October 31, 2013

	Special	Debt	Capital	Totals	
	Revenue Funds	Service Funds	Projects Funds	2014	2013
Revenues:					
Taxes -					
Ad valorem	\$ 40,013,479	\$ 5,573,960	\$ -	\$ 45,587,439	\$ 46,390,828
Sales and use	1,718,562	30,852,545	-	32,571,107	32,446,335
Licenses and permits	3,383,491	-	-	3,383,491	2,278,670
Intergovernmental -					
Federal grants	10,073,381	-	-	10,073,381	10,319,825
State funds:					
Grants	394,428	-	-	394,428	2,512,009
Parish transportation funds	1,728,676	-	-	1,728,676	1,469,908
State shared revenue	1,198,546	-	-	1,198,546	1,201,117
Other	1,847,083	1,193,163	-	3,040,246	2,358,125
Charges for services	7,924,651	-	-	7,924,651	8,405,271
Fines and forfeits	3,099,549	-	-	3,099,549	2,508,663
Investment earnings	179,578	305,960	82,941	568,479	502,849
Miscellaneous	533,100	-	78,564	611,664	437,811
Total revenues	<u>72,094,524</u>	<u>37,925,628</u>	<u>161,505</u>	<u>110,181,657</u>	<u>110,831,411</u>
Expenditures:					
Current -					
General government	14,606,409	202,825	337,192	15,146,426	11,191,947
Public safety	9,695,730	-	-	9,695,730	8,807,373
Traffic and transportation	9,177,599	-	-	9,177,599	8,653,668
Streets and drainage	14,029,414	-	164,058	14,193,472	5,121,372
Urban redevelopment and housing	1,720,210	-	-	1,720,210	5,349,600
Culture and recreation	21,065,262	-	-	21,065,262	20,915,699
Health and welfare	834,209	-	-	834,209	4,256,492
Economic opportunity	287,734	-	-	287,734	282,680
Economic development and assistance	1,234,552	-	-	1,234,552	1,487,601
Debt service -					
Principal retirement	-	22,055,000	-	22,055,000	20,580,000
Interest and fiscal charges	-	18,255,078	-	18,255,078	19,888,921
Debt issuance costs	-	518,688	-	518,688	270,257
Capital outlay	<u>10,292,932</u>	<u>-</u>	<u>11,546,212</u>	<u>21,839,144</u>	<u>24,878,546</u>
Total expenditures	<u>82,944,051</u>	<u>41,031,591</u>	<u>12,047,462</u>	<u>136,023,104</u>	<u>131,684,156</u>
Deficiency of revenues over expenditures	<u>(10,849,527)</u>	<u>(3,105,963)</u>	<u>(11,885,957)</u>	<u>(25,841,447)</u>	<u>(20,852,745)</u>
Other financing sources (uses):					
Proceeds from issuance of debt	-	29,930,000	-	29,930,000	15,690,000
Premium on issuance of debt	-	3,191,605	-	3,191,605	1,263,270
Payment to escrow agent	-	(33,074,767)	-	(33,074,767)	-
Transfers in	13,239,979	4,464,860	66,980	17,771,819	15,171,099
Transfers out	<u>(3,167,018)</u>	<u>(2,489,996)</u>	<u>(79,563)</u>	<u>(5,736,577)</u>	<u>(9,815,265)</u>
Total other financing sources (uses)	<u>10,072,961</u>	<u>2,021,702</u>	<u>(12,583)</u>	<u>12,082,080</u>	<u>22,309,104</u>
Net change in fund balances	(776,566)	(1,084,261)	(11,898,540)	(13,759,367)	1,456,359
Fund balances, beginning	<u>87,753,382</u>	<u>47,507,351</u>	<u>87,094,873</u>	<u>222,355,606</u>	<u>220,899,247</u>
Fund balances, ending	<u>\$ 86,976,816</u>	<u>\$ 46,423,090</u>	<u>\$ 75,196,333</u>	<u>\$ 208,596,239</u>	<u>\$ 222,355,606</u>

**Nonmajor
Special Revenue Funds**

Nonmajor Governmental Funds

Special Revenue Funds

Special Revenue funds account for and report the proceeds of specific revenue sources that are legally restricted for specific purposes other than debt service or capital projects.

Road and Bridge Maintenance - this fund accounts for proceeds of ad valorem taxes assessed by the Parish, State Parish Transportation funds, State shared revenue, and any interest earned on these funds to cover the costs of maintaining and improving the roads and bridges in the Parish.

Parishwide Drainage Maintenance - this fund accounts for proceeds of ad valorem taxes assessed by the Parish, State shared revenue, and interest earned on these funds to cover the costs of improving and maintaining drainage throughout Lafayette Parish.

Adult Correctional Facility Maintenance - this fund accounts for proceeds of ad valorem taxes, State shared revenue, and interest earned on these funds to cover the costs of operating and maintaining the adult correctional facility in the Parish.

Courthouse and Jail Maintenance - this fund accounts for proceeds of ad valorem taxes assessed by the Parish, State shared revenue, and interest earned on these funds. These revenues are dedicated to the courthouse and jail in the Parish for operations and maintenance costs.

Juvenile Detention Home Maintenance - this fund accounts for ad valorem taxes assessed by the Parish, collection and disbursement of various federal and state grants, State shared revenue, charges for services, and any interest earned on these funds. Revenues are dedicated to covering the cost of operating, improving, and maintaining the Juvenile Detention Home.

Health Unit Maintenance - this fund accounts for proceeds of ad valorem taxes assessed by the Parish. Proceeds from the tax shall be used for the purpose of operating and maintaining the Health Unit.

Mosquito Abatement and Control - this fund accounts for a special property tax levy required to cover the cost of controlling mosquitoes and other arthropods.

Lafayette Parish Public Library - this fund accounts for proceeds of ad valorem taxes assessed by the Parish, State shared revenue, and revenues from services provided by the library. These revenues are to cover the cost of operating and maintaining all branches of the Lafayette Parish Public Library.

Municipal Transit System - this fund accounts for the activities necessary to provide bus service for the residents of the City.

Recreation and Parks - monies in this fund are primarily from the proceeds of ad valorem taxes assessed by the City. Proceeds from the tax will be used for the purpose of maintaining and operating recreation programs in the City.

Golf Courses - this fund is used to account for the operations of the City's three golf courses. The fund's operations are financed by green fees, golf equipment rentals, memberships, and tournament fees.

Natural History Museum and Planetarium - this fund is used to account for revenues from ticket sales, facility rentals, and other services provided to cover the costs of operating and maintaining the museum and planetarium.

Nonmajor Governmental Funds

Special Revenue Funds (Continued)

Heymann Performing Arts Center - this fund is used to account for all proceeds from ticket sales and facility rental fees at the Heymann Performing Arts Center. The proceeds of these sales go toward operating and maintaining the facility.

Parking Program - this fund is used to account for parking revenues to promote improved parking facilities.

Codes and Permits - this fund is used to account for the revenues from permits and other services provided by the Codes Division to cover the costs of operating and maintaining the Planning, Zoning, and Development Department.

Coroner's Expense - this fund accounts for revenues from services provided by the Coroner's office. Proceeds from these services are dedicated to covering the costs of operating and maintaining the Coroner's office in Lafayette Parish.

War Memorial - this fund is used to account for the money received from Veteran's Affairs for operating and maintaining the War Memorial Building.

Criminal Court Fund - this fund is used to account for deposited fines and forfeitures to cover the following expenses: the criminal courts, petit jury, grand jury, witness fees, parish law library, and other expenses incurred by the 15th Judicial District Court and the District Attorney's Office.

Criminal Justice Support Services - this fund is used to account for deposited fines and forfeitures to cover the following expenses: the criminal courts, petit jury, grand jury, witness fees, parish law library, and other expenses incurred by the 15th Judicial District Court and the District Attorney's Office.

Justice Department Federal Equitable Sharing - this fund accounts for the cash proceeds received from seizures and forfeitures, as well as any interest earned on these funds. These funds are dedicated to public safety.

Traffic Safety - this fund accounts for safe light and safe speed ticket fees collected by Redflex for Lafayette Consolidated Government.

Narcotics Seized/Forfeited Property - these funds account for the cash proceeds received from federal and state narcotic seizures and forfeitures, as well as any interest earned on these funds.

1961 Sales Tax Trust - this fund is used to account for the 1% sales and use tax levied by the City of Lafayette. These revenues are dedicated to capital improvements, the general fund, and debt service.

1985 Sales Tax Trust - this fund is used to account for the 1% sales and use tax levied by the City of Lafayette. These revenues are dedicated to capital improvements, the general fund, and debt service.

TIF Sales Tax Trusts - this fund is used to account for sales and use tax levied by the City of Lafayette. These revenues are dedicated to redevelopment, infrastructure, and other community-improvement projects in the defined district.

Nonmajor Governmental Funds
Special Revenue Funds (Continued)

Community Development Grants - these funds are to account for the collection and disbursement of various federal and state grants administered by the Community Development Department. These grants go toward programs to increase opportunities, assist in the creation of employment, and improving and restoring housing in Lafayette Parish.

Federal Transportation and Planning Grants - these funds are to account for the collection and disbursement of various federal and state grants administered by the Public Works Department. These funds are used to cover the costs of planning, operating, improving, and maintaining buses, Interstate 49, other state and local roadways, sidewalks and crosswalks in the Parish.

Other Federal Grants - this fund accounts for the collection and disbursement of various federal grants received by Lafayette Consolidated Government.

Other State Grants - this fund accounts for the collection and disbursement of various state and federal grants received by Lafayette Consolidated Government.

LAFAYETTE CITY-PARISH CONSOLIDATED GOVERNMENT
Lafayette, Louisiana

Combining Balance Sheet
Nonmajor Special Revenue Funds
October 31, 2014

	<u>Road and Bridge Maintenance</u>	<u>Parishwide Drainage Maintenance</u>	<u>Adult Correctional Facility Maintenance</u>
ASSETS			
Cash	\$ 92,933	\$ 120,222	\$ -
Investments	10,017,605	12,959,149	-
Accounts receivable, net	256,003	-	3,258
Loans receivable	-	-	-
Allowance for uncollectible loans	-	-	-
Accrued interest receivable	8,119	10,503	-
Due from other funds	13,902	17,433	144,425
Due from other governmental agencies	-	-	-
Inventories, at cost	-	-	-
Prepaid items	-	-	-
Total assets	<u>\$ 10,388,562</u>	<u>\$ 13,107,307</u>	<u>\$ 147,683</u>
 LIABILITIES AND FUND BALANCES			
Liabilities:			
Cash overdraft	\$ -	\$ -	\$ -
Accounts payable	49,240	75,735	128,873
Accrued salaries and benefits	47,673	34,496	-
Contracts payable	106,068	-	16,771
Retainage payable	168,650	3,308	1,863
Other payables	358	-	176
Due to other funds	12,647	-	-
Due to other governmental agencies	-	-	-
Unearned revenue	-	-	-
Total liabilities	<u>384,636</u>	<u>113,539</u>	<u>147,683</u>
 Fund balances:			
Nonspendable -			
Inventories	-	-	-
Prepaid items	-	-	-
Restricted -			
Capital expenditures	6,874,515	11,434,767	-
Operations and maintenance	3,129,411	1,559,001	-
Purpose of grantors and donors	-	-	-
Committed - incomplete projects	-	-	-
Assigned - subsequent year's expenditures	-	-	-
Total fund balances	<u>10,003,926</u>	<u>12,993,768</u>	<u>-</u>
Total liabilities and fund balances	<u>\$ 10,388,562</u>	<u>\$ 13,107,307</u>	<u>\$ 147,683</u>

<u>Courthouse and Jail Maintenance</u>	<u>Juvenile Detention Home Maintenance</u>	<u>Health Unit Maintenance</u>	<u>Mosquito Abatement and Control</u>	<u>Lafayette Parish Public Library</u>	<u>Municipal Transit System</u>
\$ 64,889	\$ 32,134	\$ 68,275	\$ 33,247	\$ 333,164	\$ 7,564
6,994,612	3,453,022	7,359,598	3,583,793	35,891,364	804,591
-	-	-	-	11,524	43,292
-	-	-	-	-	-
-	-	-	-	-	-
5,668	2,799	5,965	2,904	29,088	652
-	-	-	-	-	35
-	20,386	-	-	-	159,733
-	-	-	-	-	-
-	-	-	-	93,795	-
<u>\$ 7,065,169</u>	<u>\$ 3,508,341</u>	<u>\$ 7,433,838</u>	<u>\$ 3,619,944</u>	<u>\$ 36,358,935</u>	<u>\$ 1,015,867</u>

\$ -	\$ -	\$ -	\$ -	\$ -	\$ -
48,672	13,635	-	142,252	108,413	115,762
-	18,267	6,651	115	64,403	28,044
142,356	-	-	-	390,183	-
76,021	-	-	-	677,835	-
201	100	86	-	387	-
142,920	-	-	375,545	-	872,061
-	-	-	-	-	-
-	-	-	-	-	-
<u>410,170</u>	<u>32,002</u>	<u>6,737</u>	<u>517,912</u>	<u>1,241,221</u>	<u>1,015,867</u>

-	-	-	-	-	-
-	-	-	-	93,795	-
4,412,681	-	-	-	15,811,944	-
2,242,318	3,476,339	7,427,101	3,102,032	19,211,975	-
-	-	-	-	-	-
-	-	-	-	-	-
-	-	-	-	-	-
<u>6,654,999</u>	<u>3,476,339</u>	<u>7,427,101</u>	<u>3,102,032</u>	<u>35,117,714</u>	<u>-</u>
<u>\$ 7,065,169</u>	<u>\$ 3,508,341</u>	<u>\$ 7,433,838</u>	<u>\$ 3,619,944</u>	<u>\$ 36,358,935</u>	<u>\$ 1,015,867</u>

(continued)

LAFAYETTE CITY-PARISH CONSOLIDATED GOVERNMENT
Lafayette, Louisiana

Combining Balance Sheet
Nonmajor Special Revenue Funds (Continued)
October 31, 2014

	Recreation and Parks	Golf Courses	Natural History Museum and Planetarium	Heymann Performing Arts Center
ASSETS				
Cash	\$ 180	\$ 3,178	\$ 1,650	\$ 68,160
Investments	-	284,846	-	-
Accounts receivable, net	3,771	10,596	-	138,727
Loans receivable	-	-	-	-
Allowance for uncollectible loans	-	-	-	-
Accrued interest receivable	-	231	-	-
Due from other funds	148,601	-	14,932	123,075
Due from other governmental agencies	-	-	-	-
Inventories, at cost	-	-	-	-
Prepaid items	-	-	-	-
Total assets	\$ 152,552	\$ 298,851	\$ 16,582	\$ 329,962
 LIABILITIES AND FUND BALANCES				
Liabilities:				
Cash overdraft	\$ -	\$ -	\$ -	\$ -
Accounts payable	60,981	28,845	5,534	20,024
Accrued salaries and benefits	56,490	23,618	9,498	11,753
Contracts payable	-	-	-	-
Retainage payable	-	-	-	-
Other payables	239	1,284	-	8,418
Due to other funds	-	244,862	-	181,688
Due to other governmental agencies	-	-	-	-
Unearned revenue	34,842	242	1,550	108,079
Total liabilities	152,552	298,851	16,582	329,962
 Fund balances:				
Nonspendable -				
Inventories	-	-	-	-
Prepaid items	-	-	-	-
Restricted -				
Capital expenditures	-	-	-	-
Operations and maintenance	-	-	-	-
Purpose of grantors and donors	-	-	-	-
Committed - incomplete projects	-	-	-	-
Assigned - subsequent year's expenditures	-	-	-	-
Total fund balances	-	-	-	-
Total liabilities and fund balances	\$ 152,552	\$ 298,851	\$ 16,582	\$ 329,962

<u>Parking Program</u>	<u>Codes and Permits</u>	<u>Coroner's Expense</u>	<u>War Memorial</u>	<u>Criminal Court</u>	<u>Criminal Justice Support Services</u>	<u>Justice Department Federal Equitable Sharing</u>
\$ 794	\$ 17,152	\$ -	\$ -	\$ 100	\$ 335	\$ 1,740
53,224	1,810,046	-	-	-	36,163	187,585
1,683	79,174	90,300	27,780	-	-	-
-	-	-	-	-	-	-
-	-	-	-	-	-	-
43	1,467	-	-	-	29	152
-	-	23,423	-	-	-	-
-	-	8,969	-	416,492	-	-
-	-	-	-	-	-	-
-	-	-	-	-	-	-
<u>\$ 55,744</u>	<u>\$ 1,907,839</u>	<u>\$ 122,692</u>	<u>\$ 27,780</u>	<u>\$ 416,592</u>	<u>\$ 36,527</u>	<u>\$ 189,477</u>
\$ -	\$ -	\$ -	\$ -	\$ 138,719	\$ -	\$ -
7,514	41,488	28,461	9,939	1,116	20	-
6,881	39,049	3,931	1,744	46,376	2,734	-
-	-	-	-	-	-	-
-	-	-	-	-	-	-
5,379	-	90,300	-	11,003	-	-
35,970	-	-	16,097	219,378	33,773	350
-	-	-	-	-	-	-
-	-	-	-	-	-	-
<u>55,744</u>	<u>80,537</u>	<u>122,692</u>	<u>27,780</u>	<u>416,592</u>	<u>36,527</u>	<u>350</u>
-	-	-	-	-	-	-
-	-	-	-	-	-	-
-	-	-	-	-	-	-
-	-	-	-	-	-	189,127
-	209,492	-	-	-	-	-
-	<u>1,617,810</u>	-	-	-	-	-
-	<u>1,827,302</u>	-	-	-	-	<u>189,127</u>
<u>\$ 55,744</u>	<u>\$ 1,907,839</u>	<u>\$ 122,692</u>	<u>\$ 27,780</u>	<u>\$ 416,592</u>	<u>\$ 36,527</u>	<u>\$ 189,477</u>

(continued)

LAFAYETTE CITY-PARISH CONSOLIDATED GOVERNMENT
Lafayette, Louisiana

Combining Balance Sheet
Nonmajor Special Revenue Funds (Continued)
October 31, 2014

	Traffic Safety	Narcotics Seized/ Forfeited Property	1961 Sales Tax Trust	1985 Sales Tax Trust
ASSETS				
Cash	\$ 6,680	\$ 232	\$ 21	\$ -
Investments	720,079	25,049	-	-
Accounts receivable, net	102,931	-	-	-
Loans receivable	-	-	-	-
Allowance for uncollectible loans	-	-	-	-
Accrued interest receivable	584	20	-	-
Due from other funds	-	-	4,701	1,380
Due from other governmental agencies	-	-	3,771,792	3,195,995
Inventories, at cost	-	-	-	-
Prepaid items	-	-	-	-
Total assets	\$ 830,274	\$ 25,301	\$ 3,776,514	\$ 3,197,375
LIABILITIES AND FUND BALANCES				
Liabilities:				
Cash overdraft	\$ -	\$ -	\$ -	\$ -
Accounts payable	213	-	15,257	13,338
Accrued salaries and benefits	10,975	-	-	-
Contracts payable	-	-	-	-
Retainage payable	-	-	-	-
Other payables	-	-	-	-
Due to other funds	-	-	3,761,257	3,184,037
Due to other governmental agencies	-	-	-	-
Unearned revenue	-	-	-	-
Total liabilities	11,188	-	3,776,514	3,197,375
Fund balances:				
Nonspendable -				
Inventories	-	-	-	-
Prepaid items	-	-	-	-
Restricted -				
Capital expenditures	-	-	-	-
Operations and maintenance	-	-	-	-
Purpose of grantors and donors	-	25,301	-	-
Committed - incomplete projects	-	-	-	-
Assigned - subsequent year's expenditures	819,086	-	-	-
Total fund balances	819,086	25,301	-	-
Total liabilities and fund balances	\$ 830,274	\$ 25,301	\$ 3,776,514	\$ 3,197,375

TIF Sales Tax Trusts	Community Development Grants	Federal Transportation and Planning Grants	Other Federal Grants	Other State Grants	Total
\$ 35,422	\$ 300	\$ -	\$ -	\$ -	\$ 888,372
600,000	1,933,898	-	114,534	-	86,829,158
97,106	247	-	-	-	866,392
-	2,289,941	-	-	-	2,289,941
-	(32,712)	-	-	-	(32,712)
-	1,567	-	93	-	69,884
6	-	68,654	-	9,780	570,347
-	851,233	750,205	1,963,902	1,015,291	12,153,998
-	23,210	-	-	-	23,210
-	-	-	-	-	93,795
<u>\$ 732,534</u>	<u>\$ 5,067,684</u>	<u>\$ 818,859</u>	<u>\$ 2,078,529</u>	<u>\$ 1,025,071</u>	<u>\$ 103,752,385</u>
\$ -	\$ 524,136	\$ 34,428	\$ 1,601,713	\$ 708,976	\$ 3,007,972
97,172	101,692	61,894	6,000	34,674	1,216,744
-	24,934	8,879	19,399	-	465,910
-	-	-	-	125,372	780,750
-	-	24,515	-	23,754	975,946
-	281	-	-	-	118,212
-	1,402	24,390	495	3,469	9,110,341
-	114	664,753	157,467	106,951	929,285
-	-	-	3,821	21,875	170,409
<u>97,172</u>	<u>652,559</u>	<u>818,859</u>	<u>1,788,895</u>	<u>1,025,071</u>	<u>16,775,569</u>
-	23,210	-	-	-	23,210
-	-	-	-	-	93,795
635,362	-	-	-	-	39,169,269
-	-	-	-	-	40,148,177
-	4,391,915	-	289,634	-	4,895,977
-	-	-	-	-	209,492
-	-	-	-	-	2,436,896
<u>635,362</u>	<u>4,415,125</u>	<u>-</u>	<u>289,634</u>	<u>-</u>	<u>86,976,816</u>
<u>\$ 732,534</u>	<u>\$ 5,067,684</u>	<u>\$ 818,859</u>	<u>\$ 2,078,529</u>	<u>\$ 1,025,071</u>	<u>\$ 103,752,385</u>

LAFAYETTE CITY-PARISH CONSOLIDATED GOVERNMENT
Lafayette, Louisiana

Combining Statement of Revenues, Expenditures, and Changes in Fund Balances
Nonmajor Special Revenue Funds
For the Year Ended October 31, 2014

	<u>Road and Bridge Maintenance</u>	<u>Parishwide Drainage Maintenance</u>	<u>Adult Correctional Facility Maintenance</u>
Revenues:			
Taxes -			
Ad valorem	\$ 7,771,949	\$ 6,217,266	\$ 3,834,524
Sales and use	-	-	-
Licenses and permits	-	-	-
Intergovernmental -			
Federal grants	-	-	-
State funds:			
Grants	-	-	-
Parish transportation funds	1,728,676	-	-
State shared revenue	257,894	93,374	122,437
Other	82,451	-	-
Charges for services	-	-	-
Fines and forfeits	-	-	-
Investment earnings	12,027	16,084	1,583
Miscellaneous	65,465	4,205	32,233
Total revenues	<u>9,918,462</u>	<u>6,330,929</u>	<u>3,990,777</u>
Expenditures:			
Current -			
General government	2,000	-	-
Public safety	-	-	4,547,658
Traffic and transportation	4,643	-	-
Streets and drainage	7,678,483	6,350,931	-
Urban redevelopment and housing	-	-	-
Culture and recreation	-	-	-
Health and welfare	-	-	-
Economic opportunity	-	-	-
Economic development and assistance	-	-	-
Capital outlay	1,112,767	189,904	96,149
Total expenditures	<u>8,797,893</u>	<u>6,540,835</u>	<u>4,643,807</u>
Excess (deficiency) of revenues over expenditures	<u>1,120,569</u>	<u>(209,906)</u>	<u>(653,030)</u>
Other financing sources (uses):			
Transfers in	1,738,963	-	653,030
Transfers out	(1,605,053)	-	-
Total other financing sources (uses)	<u>133,910</u>	<u>-</u>	<u>653,030</u>
Net change in fund balances	1,254,479	(209,906)	-
Fund balances, beginning	<u>8,749,447</u>	<u>13,203,674</u>	<u>-</u>
Fund balances, ending	<u>\$ 10,003,926</u>	<u>\$ 12,993,768</u>	<u>\$ -</u>

<u>Courthouse and Jail Maintenance</u>	<u>Juvenile Detention Home Maintenance</u>	<u>Health Unit Maintenance</u>	<u>Mosquito Abatement and Control</u>	<u>Lafayette Parish Public Library</u>	<u>Municipal Transit System</u>
\$ 4,355,761	\$ 2,177,889	\$ 3,046	\$ 933,821	\$ 12,135,722	\$ -
-	-	-	-	-	-
-	-	-	-	-	-
-	24,499	-	-	-	1,798,019
-	-	-	-	-	-
-	-	-	-	-	-
139,133	39,595	-	-	275,860	270,253
570,108	-	-	-	-	-
-	101,613	-	-	41,790	489,720
-	-	-	-	141,279	-
8,282	4,377	7,977	4,314	42,035	338
140	153	-	36	72,334	145,961
<u>5,073,424</u>	<u>2,348,126</u>	<u>11,023</u>	<u>938,171</u>	<u>12,709,020</u>	<u>2,704,291</u>
2,580,888	497	-	1,736,862	-	5,200
-	2,394,163	-	-	-	-
-	-	-	-	-	4,604,493
-	-	-	-	-	-
-	-	-	-	-	-
-	-	-	-	7,750,922	-
-	-	834,209	-	-	-
-	-	-	-	-	-
-	-	-	-	-	-
697,345	28,485	1,102	1,758	5,465,444	-
<u>3,278,233</u>	<u>2,423,145</u>	<u>835,311</u>	<u>1,738,620</u>	<u>13,216,366</u>	<u>4,609,693</u>
<u>1,795,191</u>	<u>(75,019)</u>	<u>(824,288)</u>	<u>(800,449)</u>	<u>(507,346)</u>	<u>(1,905,402)</u>
-	-	-	-	-	1,954,450
<u>(816,879)</u>	<u>-</u>	<u>-</u>	<u>-</u>	<u>-</u>	<u>(49,048)</u>
<u>(816,879)</u>	<u>-</u>	<u>-</u>	<u>-</u>	<u>-</u>	<u>1,905,402</u>
978,312	(75,019)	(824,288)	(800,449)	(507,346)	-
<u>5,676,687</u>	<u>3,551,358</u>	<u>8,251,389</u>	<u>3,902,481</u>	<u>35,625,060</u>	<u>-</u>
<u>\$ 6,654,999</u>	<u>\$ 3,476,339</u>	<u>\$ 7,427,101</u>	<u>\$ 3,102,032</u>	<u>\$ 35,117,714</u>	<u>\$ -</u>

(continued)

LAFAYETTE CITY-PARISH CONSOLIDATED GOVERNMENT
Lafayette, Louisiana

Combining Statement of Revenues, Expenditures, and Changes in Fund Balances
Nonmajor Special Revenue Funds (Continued)
For the Year Ended October 31, 2014

	<u>Recreation and Parks</u>	<u>Golf Courses</u>	<u>Natural History Museum and Planetarium</u>	<u>Heymann Performing Arts Center</u>
Revenues:				
Taxes -				
Ad valorem	\$ 2,583,501	\$ -	\$ -	\$ -
Sales and use	-	-	-	-
Licenses and permits	-	-	-	-
Intergovernmental -				
Federal grants	-	-	-	-
State funds:				
Grants	-	-	-	-
Parish transportation funds	-	-	-	-
State shared revenue	-	-	-	-
Other	-	-	-	-
Charges for services	655,594	2,621,926	98,566	2,452,742
Fines and forfeits	-	-	-	-
Investment earnings	517	178	-	124
Miscellaneous	13,463	8,484	21	4,548
Total revenues	<u>3,253,075</u>	<u>2,630,588</u>	<u>98,587</u>	<u>2,457,414</u>
Expenditures:				
Current -				
General government	-	2,400	-	-
Public safety	-	-	-	-
Traffic and transportation	-	-	-	-
Streets and drainage	-	-	-	-
Urban redevelopment and housing	-	-	-	-
Culture and recreation	6,600,402	2,652,670	1,225,224	2,836,044
Health and welfare	-	-	-	-
Economic opportunity	-	-	-	-
Economic development and assistance	-	-	-	-
Capital outlay	-	-	-	-
Total expenditures	<u>6,600,402</u>	<u>2,655,070</u>	<u>1,225,224</u>	<u>2,836,044</u>
Excess (deficiency) of revenues over expenditures	<u>(3,347,327)</u>	<u>(24,482)</u>	<u>(1,126,637)</u>	<u>(378,630)</u>
Other financing sources (uses):				
Transfers in	3,347,327	24,482	1,126,637	501,705
Transfers out	-	-	-	(123,075)
Total other financing sources (uses)	<u>3,347,327</u>	<u>24,482</u>	<u>1,126,637</u>	<u>378,630</u>
Net change in fund balances	-	-	-	-
Fund balances, beginning	-	-	-	-
Fund balances, ending	<u>\$ -</u>	<u>\$ -</u>	<u>\$ -</u>	<u>\$ -</u>

<u>Parking Program</u>	<u>Codes and Permits</u>	<u>Coroner's Expense</u>	<u>War Memorial</u>	<u>Criminal Court</u>	<u>Criminal Justice Support Services</u>	<u>Justice Department Federal Equitable Sharing</u>
\$ -	\$ -	\$ -	\$ -	\$ -	\$ -	\$ -
-	-	-	-	-	-	-
-	3,383,491	-	-	-	-	-
-	-	-	-	-	-	-
-	-	-	-	-	-	-
-	-	-	-	-	-	-
-	-	-	-	-	-	-
-	-	-	-	1,161,339	-	33,185
502,558	286,882	346,733	-	33,349	254,815	-
184,022	-	112,752	-	714,935	-	-
83	1,721	12	-	-	31	184
<u>575</u>	<u>7,019</u>	<u>972</u>	<u>111,120</u>	<u>-</u>	<u>-</u>	<u>-</u>
<u>687,238</u>	<u>3,679,113</u>	<u>460,469</u>	<u>111,120</u>	<u>1,909,623</u>	<u>254,846</u>	<u>33,369</u>
1,800	3,741,195	41,479	327,466	4,354,489	-	-
-	-	879,637	-	-	221,073	895
649,468	-	-	-	-	-	-
-	-	-	-	-	-	-
-	-	-	-	-	-	-
-	-	-	-	-	-	-
-	-	-	-	-	-	-
-	-	-	-	-	-	-
-	-	958	-	-	-	1,533
<u>651,268</u>	<u>3,741,195</u>	<u>922,074</u>	<u>327,466</u>	<u>4,354,489</u>	<u>221,073</u>	<u>2,428</u>
<u>35,970</u>	<u>(62,082)</u>	<u>(461,605)</u>	<u>(216,346)</u>	<u>(2,444,866)</u>	<u>33,773</u>	<u>30,941</u>
-	31,046	461,605	216,346	2,444,866	-	-
<u>(35,970)</u>	<u>(2,841)</u>	<u>-</u>	<u>-</u>	<u>-</u>	<u>(33,773)</u>	<u>-</u>
<u>(35,970)</u>	<u>28,205</u>	<u>461,605</u>	<u>216,346</u>	<u>2,444,866</u>	<u>(33,773)</u>	<u>-</u>
-	(33,877)	-	-	-	-	30,941
-	1,861,179	-	-	-	-	158,186
<u>\$ -</u>	<u>\$ 1,827,302</u>	<u>\$ -</u>	<u>\$ -</u>	<u>\$ -</u>	<u>\$ -</u>	<u>\$ 189,127</u>

(continued)

LAFAYETTE CITY-PARISH CONSOLIDATED GOVERNMENT
Lafayette, Louisiana

Combining Statement of Revenues, Expenditures, and Changes in Fund Balances
Nonmajor Special Revenue Funds (Continued)
For the Year Ended October 31, 2014

	<u>Traffic Safety</u>	<u>Narcotics Seized/ Forfeited Property</u>	<u>1961 Sales Tax Trust</u>	<u>1985 Sales Tax Trust</u>
Revenues:				
Taxes -				
Ad valorem	\$ -	\$ -	\$ -	\$ -
Sales and use	-	-	258,795	235,561
Licenses and permits	-	-	-	-
Intergovernmental -				
Federal grants	-	-	-	-
State funds:				
Grants	-	-	-	-
Parish transportation funds	-	-	-	-
State shared revenue	-	-	-	-
Other	-	-	-	-
Charges for services	-	-	-	-
Fines and forfeits	1,946,561	-	-	-
Investment earnings	803	230	4,593	3,888
Miscellaneous	18	-	-	-
Total revenues	<u>1,947,382</u>	<u>230</u>	<u>263,388</u>	<u>239,449</u>
Expenditures:				
Current -				
General government	-	-	263,388	239,449
Public safety	-	-	-	-
Traffic and transportation	2,306,684	-	-	-
Streets and drainage	-	-	-	-
Urban redevelopment and housing	-	-	-	-
Culture and recreation	-	-	-	-
Health and welfare	-	-	-	-
Economic opportunity	-	-	-	-
Economic development and assistance	-	-	-	-
Capital outlay	2,008	-	-	-
Total expenditures	<u>2,308,692</u>	<u>-</u>	<u>263,388</u>	<u>239,449</u>
Excess (deficiency) of revenues over expenditures	<u>(361,310)</u>	<u>230</u>	<u>-</u>	<u>-</u>
Other financing sources (uses):				
Transfers in	-	-	197,992	177,009
Transfers out	-	-	<u>(197,992)</u>	<u>(177,009)</u>
Total other financing sources (uses)	<u>-</u>	<u>-</u>	<u>-</u>	<u>-</u>
Net change in fund balances	(361,310)	230	-	-
Fund balances, beginning	<u>1,180,396</u>	<u>25,071</u>	<u>-</u>	<u>-</u>
Fund balances, ending	<u>\$ 819,086</u>	<u>\$ 25,301</u>	<u>\$ -</u>	<u>\$ -</u>

<u>TIF Sales Tax Trusts</u>	<u>Community Develop Grants</u>	<u>Federal Transportation and Planning Grants</u>	<u>Other Federal Grants</u>	<u>Other State Grants</u>	<u>Total</u>
\$ -	\$ -	\$ -	\$ -	\$ -	\$ 40,013,479
1,224,206	-	-	-	-	1,718,562
-	-	-	-	-	3,383,491
-	3,488,936	2,484,411	1,374,791	902,725	10,073,381
-	-	-	-	394,428	394,428
-	-	-	-	-	1,728,676
-	-	-	-	-	1,198,546
-	-	-	-	-	1,847,083
-	-	-	-	38,363	7,924,651
-	-	-	-	-	3,099,549
482	69,715	-	-	-	179,578
-	66,243	-	-	110	533,100
<u>1,224,688</u>	<u>3,624,894</u>	<u>2,484,411</u>	<u>1,374,791</u>	<u>1,335,626</u>	<u>72,094,524</u>
1,224,399	72,777	-	2,180	9,940	14,606,409
-	-	-	1,303,123	349,181	9,695,730
-	116,133	1,496,178	-	-	9,177,599
-	-	-	-	-	14,029,414
-	1,690,222	-	-	29,988	1,720,210
-	-	-	-	-	21,065,262
-	-	-	-	-	834,209
-	287,734	-	-	-	287,734
-	1,234,552	-	-	-	1,234,552
-	452,098	1,335,297	9,974	898,110	10,292,932
<u>1,224,399</u>	<u>3,853,516</u>	<u>2,831,475</u>	<u>1,315,277</u>	<u>1,287,219</u>	<u>82,944,051</u>
<u>289</u>	<u>(228,622)</u>	<u>(347,064)</u>	<u>59,514</u>	<u>48,407</u>	<u>(10,849,527)</u>
-	-	347,064	17,457	-	13,239,979
-	-	-	(76,971)	(48,407)	(3,167,018)
-	-	347,064	(59,514)	(48,407)	10,072,961
289	(228,622)	-	-	-	(776,566)
<u>635,073</u>	<u>4,643,747</u>	<u>-</u>	<u>289,634</u>	<u>-</u>	<u>87,753,382</u>
<u>\$ 635,362</u>	<u>\$ 4,415,125</u>	<u>\$ -</u>	<u>\$ 289,634</u>	<u>\$ -</u>	<u>\$ 86,976,816</u>

LAFAYETTE CITY-PARISH CONSOLIDATED GOVERNMENT

Lafayette, Louisiana

Nonmajor Special Revenue Fund

Road and Bridge Maintenance

Schedule of Revenues, Expenditures, and Changes in Fund Balances - Budget (GAAP Basis) and Actual
For the Year Ended October 31, 2014

	Original Budget	Final Budget	Actual	Variance with Final Budget Positive (Negative)
Revenues:				
Taxes -				
Ad valorem	\$ 7,245,198	\$ 7,245,198	\$ 7,771,949	\$ 526,751
Intergovernmental -				
State funds:				
Parish transportation funds	1,500,000	1,500,000	1,728,676	228,676
State shared revenue	253,325	253,325	257,894	4,569
Other	47,448	216,115	82,451	(133,664)
Investment earnings	15,000	15,000	12,027	(2,973)
Miscellaneous	-	5,926	65,465	59,539
Total revenues	<u>9,060,971</u>	<u>9,235,564</u>	<u>9,918,462</u>	<u>682,898</u>
Expenditures:				
Current -				
General government	2,000	2,000	2,000	-
Traffic and transportation	5,000	5,000	4,643	(357)
Streets and drainage	8,556,147	8,090,539	7,678,483	412,056
Capital outlay	<u>787,800</u>	<u>1,111,466</u>	<u>1,112,767</u>	<u>(1,301)</u>
Total expenditures	<u>9,350,947</u>	<u>9,209,005</u>	<u>8,797,893</u>	<u>411,112</u>
Excess (deficiency) of revenues over expenditures	<u>(289,976)</u>	<u>26,559</u>	<u>1,120,569</u>	<u>1,094,010</u>
Other financing sources (uses):				
Transfers in	1,647,785	1,647,785	1,738,963	91,178
Transfers out	<u>(1,566,494)</u>	<u>(1,674,344)</u>	<u>(1,605,053)</u>	<u>69,291</u>
Total other financing sources (uses)	<u>81,291</u>	<u>(26,559)</u>	<u>133,910</u>	<u>160,469</u>
Net change in fund balance	(208,685)	-	1,254,479	1,254,479
Fund balance, beginning	<u>8,749,447</u>	<u>8,749,447</u>	<u>8,749,447</u>	<u>-</u>
Fund balance, ending	<u>\$ 8,540,762</u>	<u>\$ 8,749,447</u>	<u>\$ 10,003,926</u>	<u>\$ 1,254,479</u>

LAFAYETTE CITY-PARISH CONSOLIDATED GOVERNMENT
Lafayette, Louisiana
Nonmajor Special Revenue Fund
Parishwide Drainage Maintenance

Schedule of Revenues, Expenditures, and Changes in Fund Balances - Budget (GAAP Basis) and Actual
For the Year Ended October 31, 2014

	Original Budget	Final Budget	Actual	Variance with Final Budget Positive (Negative)
Revenues:				
Taxes -				
Ad valorem				
Intergovernmental -	\$ 5,805,240	\$ 5,805,240	\$ 6,217,266	\$ 412,026
State funds:				
State shared revenue				
Investment earnings	91,719	91,719	93,374	1,655
Miscellaneous	28,000	28,000	16,084	(11,916)
Total revenues	<u>-</u>	<u>-</u>	<u>4,205</u>	<u>4,205</u>
	<u>5,924,959</u>	<u>5,924,959</u>	<u>6,330,929</u>	<u>405,970</u>
Expenditures:				
Current -				
Streets and drainage	7,907,818	6,350,931	6,350,931	-
Capital outlay	<u>629,800</u>	<u>189,904</u>	<u>189,904</u>	<u>-</u>
Total expenditures	<u>8,537,618</u>	<u>6,540,835</u>	<u>6,540,835</u>	<u>-</u>
Net change in fund balance	(2,612,659)	(615,876)	(209,906)	405,970
Fund balance, beginning	<u>13,203,674</u>	<u>13,203,674</u>	<u>13,203,674</u>	<u>-</u>
Fund balance, ending	<u>\$ 10,591,015</u>	<u>\$ 12,587,798</u>	<u>\$ 12,993,768</u>	<u>\$ 405,970</u>

LAFAYETTE CITY-PARISH CONSOLIDATED GOVERNMENT
Lafayette, Louisiana
Nonmajor Special Revenue Fund
Adult Correctional Facility Maintenance

Schedule of Revenues, Expenditures, and Changes in Fund Balances - Budget (GAAP Basis) and Actual
For the Year Ended October 31, 2014

	Original Budget	Final Budget	Actual	Variance with Final Budget Positive (Negative)
Revenues:				
Taxes -				
Ad valorem	\$ 3,717,690	\$ 3,717,690	\$ 3,834,524	\$ 116,834
Intergovernmental -				
State funds:				
State shared revenue	120,268	120,268	122,437	2,169
Investment earnings	2,000	2,000	1,583	(417)
Miscellaneous	40,000	40,000	32,233	(7,767)
Total revenues	<u>3,879,958</u>	<u>3,879,958</u>	<u>3,990,777</u>	<u>110,819</u>
Expenditures:				
Current -				
Public safety	7,179,564	4,547,658	4,547,658	-
Capital outlay	-	96,149	96,149	-
Total expenditures	<u>7,179,564</u>	<u>4,643,807</u>	<u>4,643,807</u>	<u>-</u>
Deficiency of revenues over expenditures	(3,299,606)	(763,849)	(653,030)	110,819
Other financing sources:				
Transfers in	<u>3,302,505</u>	<u>763,849</u>	<u>653,030</u>	<u>(110,819)</u>
Net change in fund balance	2,899	-	-	-
Fund balance, beginning	-	-	-	-
Fund balance, ending	<u>\$ 2,899</u>	<u>\$ -</u>	<u>\$ -</u>	<u>\$ -</u>

LAFAYETTE CITY-PARISH CONSOLIDATED GOVERNMENT
Lafayette, Louisiana
Nonmajor Special Revenue Fund
Courthouse and Jail Maintenance

Schedule of Revenues, Expenditures, and Changes in Fund Balances - Budget (GAAP Basis) and Actual
For the Year Ended October 31, 2014

	Original Budget	Final Budget	Actual	Variance with Final Budget Positive (Negative)
Revenues:				
Taxes -				
Ad valorem	\$ 4,234,323	\$ 4,274,523	\$ 4,355,761	\$ 81,238
Intergovernmental -				
State funds:				
State shared revenue	136,668	136,668	139,133	2,465
Other	-	768,527	570,108	(198,419)
Investment earnings	10,000	10,000	8,282	(1,718)
Miscellaneous	-	-	140	140
Total revenues	4,380,991	5,189,718	5,073,424	(116,294)
Expenditures:				
Current -				
General government	2,576,548	3,554,640	2,580,888	973,752
Capital outlay	-	707,380	697,345	10,035
Total expenditures	2,576,548	4,262,020	3,278,233	983,787
Excess of revenues over expenditures	1,804,443	927,698	1,795,191	867,493
Other financing uses:				
Transfers out	(3,466,354)	(927,698)	(816,879)	110,819
Net change in fund balance	(1,661,911)	-	978,312	978,312
Fund balance, beginning	5,676,687	5,676,687	5,676,687	-
Fund balance, ending	\$ 4,014,776	\$ 5,676,687	\$ 6,654,999	\$ 978,312

LAFAYETTE CITY-PARISH CONSOLIDATED GOVERNMENT
Lafayette, Louisiana
Nonmajor Special Revenue Fund
Juvenile Detention Home Maintenance

Schedule of Revenues, Expenditures, and Changes in Fund Balances - Budget (GAAP Basis) and Actual
For the Year Ended October 31, 2014

	Original Budget	Final Budget	Actual	Variance with Final Budget Positive (Negative)
Revenues:				
Taxes -				
Ad valorem	\$ 2,030,662	\$ 2,173,599	\$ 2,177,889	\$ 4,290
Intergovernmental -				
Federal grants	30,000	30,000	24,499	(5,501)
State funds:				
State shared revenue	38,893	38,893	39,595	702
Charges for services	27,938	27,938	101,613	73,675
Investment earnings	7,000	7,000	4,377	(2,623)
Miscellaneous	-	-	153	153
Total revenues	<u>2,134,493</u>	<u>2,277,430</u>	<u>2,348,126</u>	<u>70,696</u>
Expenditures:				
Current -				
General government	705	705	497	208
Public safety	2,088,250	2,416,198	2,394,163	22,035
Capital outlay	-	33,510	28,485	5,025
Total expenditures	<u>2,088,955</u>	<u>2,450,413</u>	<u>2,423,145</u>	<u>27,268</u>
Net change in fund balance	45,538	(172,983)	(75,019)	97,964
Fund balance, beginning	<u>3,551,358</u>	<u>3,551,358</u>	<u>3,551,358</u>	<u>-</u>
Fund balance, ending	<u>\$ 3,596,896</u>	<u>\$ 3,378,375</u>	<u>\$ 3,476,339</u>	<u>\$ 97,964</u>

LAFAYETTE CITY-PARISH CONSOLIDATED GOVERNMENT
Lafayette, Louisiana
Nonmajor Special Revenue Fund
Health Unit Maintenance

Schedule of Revenues, Expenditures, and Changes in Fund Balances - Budget (GAAP Basis) and Actual
For the Year Ended October 31, 2014

	<u>Original Budget</u>	<u>Final Budget</u>	<u>Actual</u>	<u>Variance with Final Budget Positive (Negative)</u>
Revenues:				
Taxes -				
Ad valorem	\$ 1,600	\$ 1,600	\$ 3,046	\$ 1,446
Investment earnings	<u>16,000</u>	<u>16,000</u>	<u>7,977</u>	<u>(8,023)</u>
Total revenues	<u>17,600</u>	<u>17,600</u>	<u>11,023</u>	<u>(6,577)</u>
Expenditures:				
Current -				
Health and welfare	979,334	991,016	834,209	156,807
Capital outlay	<u>-</u>	<u>5,140</u>	<u>1,102</u>	<u>4,038</u>
Total expenditures	<u>979,334</u>	<u>996,156</u>	<u>835,311</u>	<u>160,845</u>
Net change in fund balance	(961,734)	(978,556)	(824,288)	154,268
Fund balance, beginning	<u>8,251,389</u>	<u>8,251,389</u>	<u>8,251,389</u>	<u>-</u>
Fund balance, ending	<u>\$ 7,289,655</u>	<u>\$ 7,272,833</u>	<u>\$ 7,427,101</u>	<u>\$ 154,268</u>

LAFAYETTE CITY-PARISH CONSOLIDATED GOVERNMENT
Lafayette, Louisiana
Nonmajor Special Revenue Fund
Mosquito Abatement and Control

Schedule of Revenues, Expenditures, and Changes in Fund Balances - Budget (GAAP Basis) and Actual
For the Year Ended October 31, 2014

	Original Budget	Final Budget	Actual	Variance with Final Budget Positive (Negative)
Revenues:				
Taxes -				
Ad valorem	\$ 2,604,725	\$ 870,774	\$ 933,821	\$ 63,047
Investment earnings	15,500	15,500	4,314	(11,186)
Miscellaneous	-	-	36	36
Total revenues	2,620,225	886,274	938,171	51,897
Expenditures:				
Current -				
General government	1,634,306	1,630,431	1,736,862	(106,431)
Capital outlay	-	8,191	1,758	6,433
Total expenditures	1,634,306	1,638,622	1,738,620	(99,998)
Net change in fund balance	985,919	(752,348)	(800,449)	(48,101)
Fund balance, beginning	3,902,481	3,902,481	3,902,481	-
Fund balance, ending	\$ 4,888,400	\$ 3,150,133	\$ 3,102,032	\$ (48,101)

LAFAYETTE CITY-PARISH CONSOLIDATED GOVERNMENT

Lafayette, Louisiana

Nonmajor Special Revenue Fund

Lafayette Parish Public Library

Schedule of Revenues, Expenditures, and Changes in Fund Balances - Budget (GAAP Basis) and Actual
For the Year Ended October 31, 2014

	Original Budget	Final Budget	Actual	Variance with Final Budget Positive (Negative)
Revenues:				
Taxes -				
Ad valorem	\$ 11,320,761	\$ 11,320,761	\$ 12,135,722	\$ 814,961
Intergovernmental -				
State funds:				
State shared revenue	270,972	270,972	275,860	4,888
Charges for services	33,800	33,800	41,790	7,990
Fines and forfeits	145,000	145,000	141,279	(3,721)
Investment earnings	70,000	70,000	42,035	(27,965)
Miscellaneous	49,500	62,010	72,334	10,324
Total revenues	<u>11,890,033</u>	<u>11,902,543</u>	<u>12,709,020</u>	<u>806,477</u>
Expenditures:				
Current -				
Culture and recreation	9,401,864	7,750,922	7,750,922	-
Capital outlay	364,700	5,465,444	5,465,444	-
Total expenditures	<u>9,766,564</u>	<u>13,216,366</u>	<u>13,216,366</u>	<u>-</u>
Net change in fund balance	2,123,469	(1,313,823)	(507,346)	806,477
Fund balance, beginning	<u>35,625,060</u>	<u>35,625,060</u>	<u>35,625,060</u>	<u>-</u>
Fund balance, ending	<u>\$ 37,748,529</u>	<u>\$ 34,311,237</u>	<u>\$ 35,117,714</u>	<u>\$ 806,477</u>

LAFAYETTE CITY-PARISH CONSOLIDATED GOVERNMENT

Lafayette, Louisiana

Nonmajor Special Revenue Fund

Municipal Transit System

Schedule of Revenues, Expenditures, and Changes in Fund Balances - Budget (GAAP Basis) and Actual
For the Year Ended October 31, 2014

	Original Budget	Final Budget	Actual	Variance with Final Budget Positive (Negative)
Revenues:				
Intergovernmental -				
Federal grants	\$ 1,300,000	\$ 1,300,000	\$ 1,798,019	\$ 498,019
State funds:				
State shared revenue	258,000	258,000	270,253	12,253
Charges for services	510,000	510,000	489,720	(20,280)
Investment earnings	-	-	338	338
Miscellaneous	142,958	142,958	145,961	3,003
Total revenues	<u>2,210,958</u>	<u>2,210,958</u>	<u>2,704,291</u>	<u>493,333</u>
Expenditures:				
Current -				
General government	5,200	5,200	5,200	-
Traffic and transportation	4,860,219	5,184,571	4,604,493	580,078
Total expenditures	<u>4,865,419</u>	<u>5,189,771</u>	<u>4,609,693</u>	<u>580,078</u>
Deficiency of revenues over expenditures	<u>(2,654,461)</u>	<u>(2,978,813)</u>	<u>(1,905,402)</u>	<u>1,073,411</u>
Other financing sources (uses):				
Transfers in	2,654,461	3,032,013	1,954,450	(1,077,563)
Transfers out	<u>-</u>	<u>(53,200)</u>	<u>(49,048)</u>	<u>4,152</u>
Total other financing sources (uses)	<u>2,654,461</u>	<u>2,978,813</u>	<u>1,905,402</u>	<u>(1,073,411)</u>
Net change in fund balance	-	-	-	-
Fund balance, beginning	<u>-</u>	<u>-</u>	<u>-</u>	<u>-</u>
Fund balance, ending	<u>\$ -</u>	<u>\$ -</u>	<u>\$ -</u>	<u>\$ -</u>

LAFAYETTE CITY-PARISH CONSOLIDATED GOVERNMENT
Lafayette, Louisiana
Nonmajor Special Revenue Fund
Recreation and Parks

Schedule of Revenues, Expenditures, and Changes in Fund Balances - Budget (GAAP Basis) and Actual
For the Year Ended October 31, 2014

	Original Budget	Final Budget	Actual	Variance with Final Budget Positive (Negative)
Revenues:				
Taxes -				
Ad valorem	\$ 2,532,517	\$ 2,532,517	\$ 2,583,501	\$ 50,984
Charges for services	812,325	812,325	655,594	(156,731)
Investment earnings	850	850	517	(333)
Miscellaneous	10,400	13,050	13,463	413
Total revenues	3,356,092	3,358,742	3,253,075	(105,667)
Expenditures:				
Current -				
Culture and recreation	7,001,769	6,812,138	6,600,402	211,736
Deficiency of revenues over expenditures	(3,645,677)	(3,453,396)	(3,347,327)	106,069
Other financing sources:				
Transfers in	3,651,077	3,453,396	3,347,327	(106,069)
Net change in fund balance	5,400	-	-	-
Fund balance, beginning	-	-	-	-
Fund balance, ending	\$ 5,400	\$ -	\$ -	\$ -

LAFAYETTE CITY-PARISH CONSOLIDATED GOVERNMENT
Lafayette, Louisiana
Nonmajor Special Revenue Fund
Golf Courses

Schedule of Revenues, Expenditures, and Changes in Fund Balances - Budget (GAAP Basis) and Actual
For the Year Ended October 31, 2014

	Original Budget	Final Budget	Actual	Variance with Final Budget Positive (Negative)
Revenues:				
Charges for services	\$ 2,440,500	\$ 2,440,500	\$ 2,621,926	\$ 181,426
Investment earnings	-	-	178	178
Miscellaneous	<u>3,700</u>	<u>3,700</u>	<u>8,484</u>	<u>4,784</u>
Total revenues	<u>2,444,200</u>	<u>2,444,200</u>	<u>2,630,588</u>	<u>186,388</u>
Expenditures:				
Current -				
General government	2,400	2,400	2,400	-
Culture and recreation	<u>2,786,246</u>	<u>2,787,794</u>	<u>2,652,670</u>	<u>135,124</u>
Total expenditures	<u>2,788,646</u>	<u>2,790,194</u>	<u>2,655,070</u>	<u>135,124</u>
Deficiency of revenues over expenditures	(344,446)	(345,994)	(24,482)	321,512
Other financing sources:				
Transfers in	<u>361,510</u>	<u>345,994</u>	<u>24,482</u>	<u>(321,512)</u>
Net change in fund balance	17,064	-	-	-
Fund balance, beginning	<u>-</u>	<u>-</u>	<u>-</u>	<u>-</u>
Fund balance, ending	<u>\$ 17,064</u>	<u>\$ -</u>	<u>\$ -</u>	<u>\$ -</u>

LAFAYETTE CITY-PARISH CONSOLIDATED GOVERNMENT

Lafayette, Louisiana

Nonmajor Special Revenue Fund

Natural History Museum and Planetarium

Schedule of Revenues, Expenditures, and Changes in Fund Balances - Budget (GAAP Basis) and Actual
For the Year Ended October 31, 2014

	Original Budget	Final Budget	Actual	Variance with Final Budget Positive (Negative)
Revenues:				
Charges for services	\$ 68,400	\$ 68,400	\$ 98,566	\$ 30,166
Miscellaneous	<u>-</u>	<u>-</u>	<u>21</u>	<u>21</u>
Total revenues	68,400	68,400	98,587	30,187
Expenditures:				
Current -				
Culture and recreation	<u>1,279,988</u>	<u>1,280,238</u>	<u>1,225,224</u>	<u>55,014</u>
Deficiency of revenues over expenditures	(1,211,588)	(1,211,838)	(1,126,637)	85,201
Other financing sources:				
Transfers in	<u>1,211,838</u>	<u>1,211,838</u>	<u>1,126,637</u>	<u>(85,201)</u>
Net change in fund balance	250	-	-	-
Fund balance, beginning	<u>-</u>	<u>-</u>	<u>-</u>	<u>-</u>
Fund balance, ending	<u>\$ 250</u>	<u>\$ -</u>	<u>\$ -</u>	<u>\$ -</u>

LAFAYETTE CITY-PARISH CONSOLIDATED GOVERNMENT

Lafayette, Louisiana

Nonmajor Special Revenue Fund

Heymann Performing Arts Center

Schedule of Revenues, Expenditures, and Changes in Fund Balances - Budget (GAAP Basis) and Actual
For the Year Ended October 31, 2014

	Original Budget	Final Budget	Actual	Variance with Final Budget Positive (Negative)
Revenues:				
Intergovernmental -				
Charges for services	\$ 2,492,840	\$ 2,492,840	\$ 2,452,742	\$ (40,098)
Investment earnings	100	100	124	24
Miscellaneous	500	500	4,548	4,048
Total revenues	<u>2,493,440</u>	<u>2,493,440</u>	<u>2,457,414</u>	<u>(36,026)</u>
Expenditures:				
Current -				
Culture and recreation	<u>3,037,360</u>	<u>3,037,360</u>	<u>2,836,044</u>	<u>201,316</u>
Deficiency of revenues over expenditures	<u>(543,920)</u>	<u>(543,920)</u>	<u>(378,630)</u>	<u>165,290</u>
Other financing sources (uses):				
Transfers in	558,210	558,210	501,705	(56,505)
Transfers out	<u>(14,290)</u>	<u>(14,290)</u>	<u>(123,075)</u>	<u>(108,785)</u>
Total other financing sources (uses)	<u>543,920</u>	<u>543,920</u>	<u>378,630</u>	<u>(165,290)</u>
Net change in fund balance	-	-	-	-
Fund balance, beginning	<u>-</u>	<u>-</u>	<u>-</u>	<u>-</u>
Fund balance, ending	<u>\$ -</u>	<u>\$ -</u>	<u>\$ -</u>	<u>\$ -</u>

LAFAYETTE CITY-PARISH CONSOLIDATED GOVERNMENT

Lafayette, Louisiana
 Nonmajor Special Revenue Fund
 Parking Program

Schedule of Revenues, Expenditures, and Changes in Fund Balances - Budget (GAAP Basis) and Actual
 For the Year Ended October 31, 2014

	Original Budget	Final Budget	Actual	Variance with Final Budget Positive (Negative)
Revenues:				
Charges for services	\$ 544,000	\$ 544,000	\$ 502,558	\$ (41,442)
Fines and forfeits	285,000	170,712	184,022	13,310
Investment earnings	350	350	83	(267)
Miscellaneous	-	-	575	575
Total revenues	<u>829,350</u>	<u>715,062</u>	<u>687,238</u>	<u>(27,824)</u>
Expenditures:				
Current -				
General government	1,800	1,800	1,800	-
Traffic and transportation	<u>778,282</u>	<u>779,546</u>	<u>649,468</u>	<u>130,078</u>
Total expenditures	<u>780,082</u>	<u>781,346</u>	<u>651,268</u>	<u>130,078</u>
Excess (deficiency) of revenues over expenditures	<u>49,268</u>	<u>(66,284)</u>	<u>35,970</u>	<u>102,254</u>
Other financing sources (uses):				
Transfers in	-	66,284	-	(66,284)
Transfers out	-	-	(35,970)	(35,970)
Total other financing sources (uses)	-	<u>66,284</u>	<u>(35,970)</u>	<u>(102,254)</u>
Net change in fund balance	49,268	-	-	-
Fund balance, beginning	-	-	-	-
Fund balance, ending	<u>\$ 49,268</u>	<u>\$ -</u>	<u>\$ -</u>	<u>\$ -</u>

LAFAYETTE CITY-PARISH CONSOLIDATED GOVERNMENT
Lafayette, Louisiana
Nonmajor Special Revenue Fund
Codes and Permits

Schedule of Revenues, Expenditures, and Changes in Fund Balances - Budget (GAAP Basis) and Actual
For the Year Ended October 31, 2014

	Original Budget	Final Budget	Actual	Variance with Final Budget Positive (Negative)
Revenues:				
Licenses and permits	\$ 2,070,000	\$ 2,070,000	\$ 3,383,491	\$ 1,313,491
Charges for services	208,900	208,900	286,882	77,982
Investment earnings	3,000	3,000	1,721	(1,279)
Miscellaneous	<u>5,000</u>	<u>5,000</u>	<u>7,019</u>	<u>2,019</u>
Total revenues	2,286,900	2,286,900	3,679,113	1,392,213
Expenditures:				
Current -				
General government	<u>3,681,065</u>	<u>4,296,073</u>	<u>3,741,195</u>	<u>554,878</u>
Deficiency of revenues over expenditures	<u>(1,394,165)</u>	<u>(2,009,173)</u>	<u>(62,082)</u>	<u>1,947,091</u>
Other financing sources (uses):				
Transfers in	558,162	593,187	31,046	(562,141)
Transfers out	<u>(6,028)</u>	<u>(6,029)</u>	<u>(2,841)</u>	<u>3,188</u>
Total other financing sources (uses)	<u>552,134</u>	<u>587,158</u>	<u>28,205</u>	<u>(558,953)</u>
Net change in fund balance	(842,031)	(1,422,015)	(33,877)	1,388,138
Fund balance, beginning	<u>1,861,179</u>	<u>1,861,179</u>	<u>1,861,179</u>	<u>-</u>
Fund balance, ending	<u>\$ 1,019,148</u>	<u>\$ 439,164</u>	<u>\$ 1,827,302</u>	<u>\$ 1,388,138</u>

LAFAYETTE CITY-PARISH CONSOLIDATED GOVERNMENT

Lafayette, Louisiana
 Nonmajor Special Revenue Fund
 Coroner's Expense

Schedule of Revenues, Expenditures, and Changes in Fund Balances - Budget (GAAP Basis) and Actual
 For the Year Ended October 31, 2014

	Original Budget	Final Budget	Actual	Variance with Final Budget Positive (Negative)
Revenues:				
Charges for services	\$ 332,850	\$ 336,150	\$ 346,733	\$ 10,583
Fines and forfeits	140,000	115,000	112,752	(2,248)
Investment earnings	-	-	12	12
Miscellaneous	<u>1,000</u>	<u>1,000</u>	<u>972</u>	<u>(28)</u>
Total revenues	<u>473,850</u>	<u>452,150</u>	<u>460,469</u>	<u>8,319</u>
Expenditures:				
Current -				
General government	41,479	41,479	41,479	-
Public safety	910,384	970,034	879,637	90,397
Capital outlay	<u>1,405</u>	<u>21,405</u>	<u>958</u>	<u>20,447</u>
Total expenditures	<u>953,268</u>	<u>1,032,918</u>	<u>922,074</u>	<u>110,844</u>
Deficiency of revenues over expenditures	(479,418)	(580,768)	(461,605)	119,163
Other financing sources:				
Transfers in	<u>481,668</u>	<u>580,768</u>	<u>461,605</u>	<u>(119,163)</u>
Net change in fund balance	2,250	-	-	-
Fund balance, beginning	<u>-</u>	<u>-</u>	<u>-</u>	<u>-</u>
Fund balance, ending	<u>\$ 2,250</u>	<u>\$ -</u>	<u>\$ -</u>	<u>\$ -</u>

LAFAYETTE CITY-PARISH CONSOLIDATED GOVERNMENT
Lafayette, Louisiana
Nonmajor Special Revenue Fund
War Memorial

Schedule of Revenues, Expenditures, and Changes in Fund Balances - Budget (GAAP Basis) and Actual
For the Year Ended October 31, 2014

	Original Budget	Final Budget	Actual	Variance with Final Budget Positive (Negative)
Revenues:				
Miscellaneous	\$ 111,120	\$ 111,120	\$ 111,120	\$ -
Expenditures:				
Current -				
General government	539,199	773,205	327,466	445,739
Deficiency of revenues over expenditures	(428,079)	(662,085)	(216,346)	445,739
Other financing sources:				
Transfers in	428,079	662,085	216,346	(445,739)
Net change in fund balance	-	-	-	-
Fund balance, beginning	-	-	-	-
Fund balance, ending	\$ -	\$ -	\$ -	\$ -

LAFAYETTE CITY-PARISH CONSOLIDATED GOVERNMENT
Lafayette, Louisiana
Nonmajor Special Revenue Fund
Criminal Court

Schedule of Revenues, Expenditures, and Changes in Fund Balances - Budget (GAAP Basis) and Actual
For the Year Ended October 31, 2014

	Original Budget	Final Budget	Actual	Variance with Final Budget Positive (Negative)
Revenues:				
Intergovernmental -				
Other	\$ 1,362,078	\$ 1,331,788	\$ 1,161,339	\$ (170,449)
Charges for services	33,660	28,000	33,349	5,349
Fines and forfeits	<u>697,500</u>	<u>600,000</u>	<u>714,935</u>	<u>114,935</u>
Total revenues	2,093,238	1,959,788	1,909,623	(50,165)
Expenditures:				
Current -				
General government	<u>4,913,045</u>	<u>4,982,889</u>	<u>4,354,489</u>	<u>628,400</u>
Deficiency of revenues over expenditures	(2,819,807)	(3,023,101)	(2,444,866)	578,235
Other financing sources:				
Transfers in	<u>2,819,807</u>	<u>3,023,101</u>	<u>2,444,866</u>	<u>(578,235)</u>
Net change in fund balance	-	-	-	-
Fund balance, beginning	<u>-</u>	<u>-</u>	<u>-</u>	<u>-</u>
Fund balance, ending	<u>\$ -</u>	<u>\$ -</u>	<u>\$ -</u>	<u>\$ -</u>

LAFAYETTE CITY-PARISH CONSOLIDATED GOVERNMENT

Lafayette, Louisiana

Nonmajor Special Revenue Fund

Criminal Justice Support Services

Schedule of Revenues, Expenditures, and Changes in Fund Balances - Budget (GAAP Basis) and Actual
For the Year Ended October 31, 2014

	Original Budget	Final Budget	Actual	Variance with Final Budget Positive (Negative)
Revenues:				
Charges for services	\$ 245,114	\$ 270,114	\$ 254,815	\$ (15,299)
Investment earnings	-	-	31	31
Total revenues	<u>245,114</u>	<u>270,114</u>	<u>254,846</u>	<u>(15,268)</u>
Expenditures:				
Current -				
Public safety	<u>304,827</u>	<u>304,827</u>	<u>221,073</u>	<u>83,754</u>
Excess (deficiency) of revenues over expenditures	<u>(59,713)</u>	<u>(34,713)</u>	<u>33,773</u>	<u>68,486</u>
Other financing sources (uses):				
Transfers in	59,713	34,713	-	(34,713)
Transfers out	-	-	<u>(33,773)</u>	<u>(33,773)</u>
Total other financing sources (uses)	<u>59,713</u>	<u>34,713</u>	<u>(33,773)</u>	<u>(68,486)</u>
Net change in fund balance	-	-	-	-
Fund balance, beginning	-	-	-	-
Fund balance, ending	<u>\$ -</u>	<u>\$ -</u>	<u>\$ -</u>	<u>\$ -</u>

LAFAYETTE CITY-PARISH CONSOLIDATED GOVERNMENT
Lafayette, Louisiana
Nonmajor Special Revenue Fund
Justice Department Federal Equitable Sharing

Schedule of Revenues, Expenditures, and Changes in Fund Balances - Budget (GAAP Basis) and Actual
For the Year Ended October 31, 2014

	Original Budget	Final Budget	Actual	Variance with Final Budget Positive (Negative)
Revenues:				
Intergovernmental -				
Other	\$ 42,010	\$ 42,010	\$ 33,185	\$ (8,825)
Investment earnings	<u>1,103</u>	<u>1,103</u>	<u>184</u>	<u>(919)</u>
Total revenues	<u>43,113</u>	<u>43,113</u>	<u>33,369</u>	<u>(9,744)</u>
Expenditures:				
Current -				
Public safety	11,270	11,270	895	10,375
Capital outlay	<u>2,843</u>	<u>2,843</u>	<u>1,533</u>	<u>1,310</u>
Total expenditures	<u>14,113</u>	<u>14,113</u>	<u>2,428</u>	<u>11,685</u>
Net change in fund balance	29,000	29,000	30,941	1,941
Fund balance, beginning	<u>158,186</u>	<u>158,186</u>	<u>158,186</u>	<u>-</u>
Fund balance, ending	<u>\$ 187,186</u>	<u>\$ 187,186</u>	<u>\$ 189,127</u>	<u>\$ 1,941</u>

LAFAYETTE CITY-PARISH CONSOLIDATED GOVERNMENT
Lafayette, Louisiana
Nonmajor Special Revenue Fund
Traffic Safety

Schedule of Revenues, Expenditures, and Changes in Fund Balances - Budget (GAAP Basis) and Actual
For the Year Ended October 31, 2014

	Original Budget	Final Budget	Actual	Variance with Final Budget Positive (Negative)
Revenues:				
Fines and forfeits	\$ 1,744,380	\$ 1,744,380	\$ 1,946,561	\$ 202,181
Investment earnings	2,500	2,500	803	(1,697)
Miscellaneous	<u>-</u>	<u>-</u>	<u>18</u>	<u>18</u>
Total revenues	<u>1,746,880</u>	<u>1,746,880</u>	<u>1,947,382</u>	<u>200,502</u>
Expenditures:				
Current -				
Traffic and transportation	2,329,193	2,338,474	2,306,684	31,790
Capital outlay	<u>-</u>	<u>10,686</u>	<u>2,008</u>	<u>8,678</u>
Total expenditures	<u>2,329,193</u>	<u>2,349,160</u>	<u>2,308,692</u>	<u>40,468</u>
Net change in fund balance	(582,313)	(602,280)	(361,310)	240,970
Fund balance, beginning	<u>1,180,396</u>	<u>1,180,396</u>	<u>1,180,396</u>	<u>-</u>
Fund balance, ending	<u>\$ 598,083</u>	<u>\$ 578,116</u>	<u>\$ 819,086</u>	<u>\$ 240,970</u>

LAFAYETTE CITY-PARISH CONSOLIDATED GOVERNMENT
Lafayette, Louisiana
Nonmajor Special Revenue Fund
Narcotics Seized/Forfeited Property

Schedule of Revenues, Expenditures, and Changes in Fund Balances - Budget (GAAP Basis) and Actual
For the Year Ended October 31, 2014

	Original Budget	Final Budget	Actual	Variance with Final Budget Positive (Negative)
Revenues:				
Investment earnings	\$ -	\$ 200	\$ 230	\$ 30
Miscellaneous	<u>-</u>	<u>-</u>	<u>-</u>	<u>-</u>
Total revenues	<u>-</u>	<u>200</u>	<u>230</u>	<u>30</u>
Expenditures:				
Current -				
Public safety	-	2,238	-	2,238
Capital outlay	<u>-</u>	<u>11,275</u>	<u>-</u>	<u>11,275</u>
Total expenditures	<u>-</u>	<u>13,513</u>	<u>-</u>	<u>13,513</u>
Net change in fund balance	-	(13,313)	230	13,543
Fund balance, beginning	<u>25,071</u>	<u>25,071</u>	<u>25,071</u>	<u>-</u>
Fund balance, ending	<u>\$ 25,071</u>	<u>\$ 11,758</u>	<u>\$ 25,301</u>	<u>\$ 13,543</u>

LAFAYETTE CITY-PARISH CONSOLIDATED GOVERNMENT
Lafayette, Louisiana
Nonmajor Special Revenue Fund
1961 Sales Tax Trust

Schedule of Revenues, Expenditures, and Changes in Fund Balances - Budget (GAAP Basis) and Actual
For the Year Ended October 31, 2014

	<u>Original Budget</u>	<u>Final Budget</u>	<u>Actual</u>	<u>Variance with Final Budget Positive (Negative)</u>
Revenues:				
Taxes -				
Sales and use taxes	\$ 320,000	\$ 320,000	\$ 258,795	\$ (61,205)
Investment earnings	<u>7,000</u>	<u>7,000</u>	<u>4,593</u>	<u>(2,407)</u>
Total revenues	327,000	327,000	263,388	(63,612)
Expenditures:				
Current -				
General government	<u>320,000</u>	<u>320,000</u>	<u>263,388</u>	<u>56,612</u>
Excess of revenues over expenditures	<u>7,000</u>	<u>7,000</u>	<u>-</u>	<u>(7,000)</u>
Other financing sources (uses):				
Transfers in	130,000	130,000	197,992	67,992
Transfers out	<u>(137,000)</u>	<u>(137,000)</u>	<u>(197,992)</u>	<u>(60,992)</u>
Total other financing sources (uses)	<u>(7,000)</u>	<u>(7,000)</u>	<u>-</u>	<u>7,000</u>
Net change in fund balance	-	-	-	-
Fund balance, beginning	<u>-</u>	<u>-</u>	<u>-</u>	<u>-</u>
Fund balance, ending	<u>\$ -</u>	<u>\$ -</u>	<u>\$ -</u>	<u>\$ -</u>

LAFAYETTE CITY-PARISH CONSOLIDATED GOVERNMENT
Lafayette, Louisiana
Nonmajor Special Revenue Fund
1985 Sales Tax Trust

Schedule of Revenues, Expenditures, and Changes in Fund Balances - Budget (GAAP Basis) and Actual
For the Year Ended October 31, 2014

	Original Budget	Final Budget	Actual	Variance with Final Budget Positive (Negative)
Revenues:				
Taxes -				
Sales and use taxes	\$ 290,000	\$ 290,000	\$ 235,561	\$ (54,439)
Investment earnings	<u>5,000</u>	<u>5,000</u>	<u>3,888</u>	<u>(1,112)</u>
Total revenues	295,000	295,000	239,449	(55,551)
Expenditures:				
Current -				
General government	<u>290,000</u>	<u>290,000</u>	<u>239,449</u>	<u>50,551</u>
Excess of revenues over expenditures	<u>5,000</u>	<u>5,000</u>	<u>-</u>	<u>(5,000)</u>
Other financing sources (uses):				
Transfers in	140,000	140,000	177,009	37,009
Transfers out	<u>(145,000)</u>	<u>(145,000)</u>	<u>(177,009)</u>	<u>(32,009)</u>
Total other financing sources (uses)	<u>(5,000)</u>	<u>(5,000)</u>	<u>-</u>	<u>5,000</u>
Net change in fund balance	-	-	-	-
Fund balance, beginning	<u>-</u>	<u>-</u>	<u>-</u>	<u>-</u>
Fund balance, ending	<u>\$ -</u>	<u>\$ -</u>	<u>\$ -</u>	<u>\$ -</u>

LAFAYETTE CITY-PARISH CONSOLIDATED GOVERNMENT
Lafayette, Louisiana
Nonmajor Special Revenue Fund
TIF Sales Tax Trusts

Schedule of Revenues, Expenditures, and Changes in Fund Balances - Budget (GAAP Basis) and Actual
For the Year Ended October 31, 2014

	Original Budget	Final Budget	Actual	Variance with Final Budget Positive (Negative)
Revenues:				
Taxes -				
Sales and use taxes	\$ 1,224,206	\$ 1,224,206	\$ 1,224,206	\$ -
Investment earnings	-	-	482	482
Total revenues	1,224,206	1,224,206	1,224,688	482
Expenditures:				
Current -				
General government	1,224,206	1,224,206	1,224,399	(193)
Capital outlay	129,919	129,919	-	129,919
Total expenditures	1,354,125	1,354,125	1,224,399	129,726
Net change in fund balance	(129,919)	(129,919)	289	130,208
Fund balance, beginning	635,073	635,073	635,073	-
Fund balance, ending	\$ 505,154	\$ 505,154	\$ 635,362	\$ 130,208

LAFAYETTE CITY-PARISH CONSOLIDATED GOVERNMENT

Lafayette, Louisiana

Nonmajor Special Revenue Fund

Community Development Grants

Schedule of Revenues, Expenditures, and Changes in Fund Balances - Budget (GAAP Basis) and Actual
For the Year Ended October 31, 2014

	Original Budget	Final Budget	Actual	Variance with Final Budget Positive (Negative)
Revenues:				
Intergovernmental -				
Federal grants	\$ -	\$ 3,492,223	\$ 3,492,223	\$ -
Investment earnings	-	70,000	69,715	(285)
Miscellaneous	-	70,000	62,956	(7,044)
Total revenues	<u>-</u>	<u>3,632,223</u>	<u>3,624,894</u>	<u>(7,329)</u>
Expenditures:				
Current -				
General government	-	153,424	72,777	80,647
Traffic and transportation	-	172,431	116,133	56,298
Urban redevelopment and assistance	-	1,894,242	1,690,222	204,020
Economic opportunity	-	287,734	287,734	-
Economic development and assistance	-	1,234,552	1,234,552	-
Capital outlay	-	452,098	452,098	-
Total expenditures	<u>-</u>	<u>4,194,481</u>	<u>3,853,516</u>	<u>340,965</u>
Deficiency of revenues over expenditures	<u>-</u>	<u>(562,258)</u>	<u>(228,622)</u>	<u>333,636</u>
Other financing sources (uses):				
Transfers in	-	364,194	-	(364,194)
Transfers out	-	(203,800)	-	203,800
Total other financing sources (uses)	<u>-</u>	<u>160,394</u>	<u>-</u>	<u>(160,394)</u>
Net change in fund balance	-	(401,864)	(228,622)	173,242
Fund balance, beginning	<u>4,643,747</u>	<u>4,643,747</u>	<u>4,643,747</u>	<u>-</u>
Fund balance, ending	<u>\$ 4,643,747</u>	<u>\$ 4,241,883</u>	<u>\$ 4,415,125</u>	<u>\$ 173,242</u>

LAFAYETTE CITY-PARISH CONSOLIDATED GOVERNMENT
Lafayette, Louisiana
Nonmajor Special Revenue Fund
Federal Transportation and Planning Grants

Schedule of Revenues, Expenditures, and Changes in Fund Balances - Budget (GAAP Basis) and Actual
For the Year Ended October 31, 2014

	Original Budget	Final Budget	Actual	Variance with Final Budget Positive (Negative)
Revenues:				
Intergovernmental -				
Federal grants	\$ -	\$ 2,484,411	\$ 2,484,411	\$ -
Expenditures:				
Current -				
Traffic and transportation	-	2,022,765	1,496,178	526,587
Capital outlay	-	1,335,297	1,335,297	-
Total expenditures	-	3,358,062	2,831,475	526,587
Deficiency of revenues over expenditures	-	(873,651)	(347,064)	526,587
Other financing sources:				
Transfers in	-	873,651	347,064	(526,587)
Net change in fund balance	-	-	-	-
Fund balance, beginning	-	-	-	-
Fund balance, ending	\$ -	\$ -	\$ -	\$ -

LAFAYETTE CITY-PARISH CONSOLIDATED GOVERNMENT
Lafayette, Louisiana
Nonmajor Special Revenue Fund
Other Federal Grants

Schedule of Revenues, Expenditures, and Changes in Fund Balances - Budget (GAAP Basis) and Actual
For the Year Ended October 31, 2014

	Original Budget	Final Budget	Actual	Variance with Final Budget Positive (Negative)
Revenues:				
Intergovernmental -				
Federal grants	\$ -	\$ 1,374,791	\$ 1,374,791	\$ -
Expenditures:				
Current -				
General government	-	2,180	2,180	-
Public safety	-	1,368,687	1,303,123	65,564
Capital outlay	-	9,974	9,974	-
Total expenditures	-	1,380,841	1,315,277	65,564
Excess (deficiency) of revenues over expenditures	-	(6,050)	59,514	65,564
Other financing sources (uses):				
Transfers in	-	73,021	17,457	(55,564)
Transfers out	-	(66,971)	(76,971)	(10,000)
Total other financing sources (uses)	-	6,050	(59,514)	(65,564)
Net change in fund balance	-	-	-	-
Fund balance, beginning	289,634	289,634	289,634	-
Fund balance, ending	\$ 289,634	\$ 289,634	\$ 289,634	\$ -

LAFAYETTE CITY-PARISH CONSOLIDATED GOVERNMENT
Lafayette, Louisiana
Nonmajor Special Revenue Fund
Other State Grants

Schedule of Revenues, Expenditures, and Changes in Fund Balances - Budget (GAAP Basis) and Actual
For the Year Ended October 31, 2014

	Original Budget	Final Budget	Actual	Variance with Final Budget Positive (Negative)
Revenues:				
Intergovernmental -				
Federal grants	\$ -	\$ 902,725	\$ 902,725	\$ -
State funds:				
Grants	-	394,428	394,428	-
Charges for service	-	39,935	38,363	(1,572)
Miscellaneous	-	100	110	10
Total revenues	-	1,337,188	1,335,626	(1,562)
Expenditures:				
Current -				
General government	-	9,940	9,940	-
Public safety	-	377,715	349,181	28,534
Urban redevelopment and housing	-	29,988	29,988	-
Capital outlay	-	898,110	898,110	-
Total expenditures	-	1,315,753	1,287,219	28,534
Excess of revenues over expenditures	-	21,435	48,407	26,972
Other financing uses:				
Transfers out	-	(21,435)	(48,407)	(26,972)
Net change in fund balance	-	-	-	-
Fund balance, beginning	-	-	-	-
Fund balance, ending	\$ -	\$ -	\$ -	\$ -

**Nonmajor
Debt Service Funds**

Nonmajor Governmental Funds

Debt Service Fund

Debt Service Funds account for and report financial resources that are restricted or committed for payment of general long-term debt principal, interest, and paying agent fees.

1961 Sales Tax Bonds Sinking Fund - accounts for sales tax revenues dedicated for the payment of principle and interest requirements of all outstanding Public Improvement Sales Tax Bonds of the City of Lafayette. Also accounts for the portion of the bonds issued for the purpose of advance refunding for certain outstanding obligations of the City.

1961 Sales Tax Bonds Reserve Fund - this reserve fund accounts for a specified amount or balance that is required to be kept in case any pledged revenues are insufficient to pay debt service requirements for the 1961 City Sales Tax Bonds.

1985 Sales Tax Bonds Sinking Fund - accounts for sales tax revenues dedicated for the payment of principle and interest requirements of all outstanding Public Improvement Sales Tax Bonds of the City of Lafayette. Also accounts for the portion of the bonds issued for the purpose of advance refunding for certain outstanding obligations of the City.

1985 Sales Tax Bonds Reserve Fund - this reserve fund accounts for a specified amount or balance that is required to be kept in case any pledged revenues are insufficient to pay debt service requirements for the 1985 City Sales Tax Bonds.

Paving Assessment Bonds - to account for the payment of principal and interest on bonds issued for the acquisition, development, and improvements to Lafayette Parish's sidewalks. Funding consists of special assessment taxes to the public who will benefit from the improvements.

Sewer Assessment Bonds - to account for the payment of principal and interest on bonds issued for the acquisition, development, and improvements to Lafayette Parish's sewers. Funding consists of special assessment taxes to the public who will benefit from the improvements.

Contingencies Sinking Fund - accounts for revenues from ad valorem taxes assessed by the Parish dedicated for the payment of principle and interest requirements of the 2001, 2003, 2005, 2010, and 2012 General Obligation Bonds of Lafayette Parish.

Certificates of Indebtedness, Series 2011 Sinking Fund - accounts for excess annual revenue dedicated for the payment of principle and interest requirements of the 2011 City Certificate.

Limited Tax Series 2012 Refund Bond Sinking Fund - this fund is used to account for the payment of principal, interest, and related charges for the 2012 Bond Series. Funding consists of proceeds from ad valorem taxes assessed by the Parish.

LAFAYETTE CITY-PARISH CONSOLIDATED GOVERNMENT
Lafayette, Louisiana

Combining Balance Sheet
Nonmajor Debt Service Funds
October 31, 2014

	1961 Sales Tax Bonds		1985 Sales Tax Bonds	
	Sinking Fund	Reserve Fund	Sinking Fund	Reserve Fund
ASSETS				
Cash	\$ 36,050	\$ 71,059	\$ 31,989	\$ 30,855
Investments	7,399,263	17,011,645	5,200,000	13,108,345
Assessments receivable:				
Current	-	-	-	-
Delinquent	-	-	-	-
Accrued interest receivable	-	99,815	-	31,027
Due from other funds	44,421	3	-	49,772
Total assets	<u>\$ 7,479,734</u>	<u>\$ 17,182,522</u>	<u>\$ 5,231,989</u>	<u>\$ 13,219,999</u>
LIABILITIES AND FUND BALANCES				
Liabilities:				
Accounts payable	\$ 7,493	\$ -	\$ 1,801	\$ -
Other payables	-	-	-	-
Due to other funds	114,968	39,718	1,242,688	-
Total liabilities	<u>122,461</u>	<u>39,718</u>	<u>1,244,489</u>	<u>-</u>
Fund balances:				
Restricted -				
Debt service	7,357,273	17,142,804	3,987,500	13,219,999
Assigned -				
Subsequent year's expenditures	-	-	-	-
Total fund balances	<u>7,357,273</u>	<u>17,142,804</u>	<u>3,987,500</u>	<u>13,219,999</u>
 Total liabilities and fund balances	<u>\$ 7,479,734</u>	<u>\$ 17,182,522</u>	<u>\$ 5,231,989</u>	<u>\$ 13,219,999</u>

<u>Assessment Bonds</u>		<u>Contingencies Sinking Fund</u>	<u>Certificates of Indebtedness, Series 2011 Sinking Fund</u>	<u>Limited Tax Series 2012 Refund Bond Sinking Fund</u>	<u>Total</u>
<u>Paving</u>	<u>Sewer</u>				
\$ 3,788	\$ 345,687	\$ 35,309	\$ 1,526	\$ 68	\$ 556,331
408,346	1,152	3,806,045	164,512	7,334	47,106,642
-	147,338	-	-	-	147,338
-	45,881	-	-	-	45,881
331	1	3,084	134	6	134,398
-	-	-	-	-	94,196
<u>\$ 412,465</u>	<u>\$ 540,059</u>	<u>\$ 3,844,438</u>	<u>\$ 166,172</u>	<u>\$ 7,408</u>	<u>\$ 48,084,786</u>
\$ -	\$ -	\$ -	\$ -	\$ -	\$ 9,294
-	-	328	-	-	328
-	<u>237,312</u>	<u>17,388</u>	-	-	<u>1,652,074</u>
-	<u>237,312</u>	<u>17,716</u>	-	-	<u>1,661,696</u>
-	-	3,826,722	166,172	7,408	45,707,878
<u>412,465</u>	<u>302,747</u>	-	-	-	<u>715,212</u>
<u>412,465</u>	<u>302,747</u>	<u>3,826,722</u>	<u>166,172</u>	<u>7,408</u>	<u>46,423,090</u>
<u>\$ 412,465</u>	<u>\$ 540,059</u>	<u>\$ 3,844,438</u>	<u>\$ 166,172</u>	<u>\$ 7,408</u>	<u>\$ 48,084,786</u>

LAFAYETTE CITY-PARISH CONSOLIDATED GOVERNMENT
Lafayette, Louisiana

Combining Statement of Revenues, Expenditures, and Changes in Fund Balances
Nonmajor Debt Service Funds
For the Year Ended October 31, 2014

	1961 Sales Tax Bonds		1985 Sales Tax Bonds	
	Sinking Fund	Reserve Fund	Sinking Fund	Reserve Fund
Revenues:				
Taxes -				
Ad valorem	\$ -	\$ -	\$ -	\$ -
Sales and use	16,824,732	-	13,511,553	-
Intergovernmental -				
Federal subsidy	681,100	-	512,063	-
Investment earnings	5,271	169,202	4,820	119,615
Total revenues	17,511,103	169,202	14,028,436	119,615
Expenditures:				
Current -				
General government	-	-	-	-
Debt service -				
Principal retirement	8,630,000	-	8,525,000	-
Interest and fiscal charges	8,687,694	-	5,486,745	-
Debt issuance costs	243,156	-	43,107	-
Total debt service	17,560,850	-	14,054,852	-
Total expenditures	17,560,850	-	14,054,852	-
Excess (deficiency) of revenues over expenditures	(49,747)	169,202	(26,416)	119,615
Other financing sources (uses):				
Proceeds from issuance of debt	17,060,000	-	1,825,000	-
Premium on issuance of debt	2,813,862	-	25,098	-
Payment to escrow agent	(19,704,564)	(128,509)	(1,840,480)	(39,791)
Transfers in	96,714	-	921,583	-
Transfers out	(73,835)	(169,202)	(1,184,069)	(1,062,890)
Total other financing sources (uses)	192,177	(297,711)	(252,868)	(1,102,681)
Net change in fund balances	142,430	(128,509)	(279,284)	(983,066)
Fund balances, beginning	7,214,843	17,271,313	4,266,784	14,203,065
Fund balances, ending	\$ 7,357,273	\$ 17,142,804	\$ 3,987,500	\$ 13,219,999

<u>Assessment Bonds</u>		<u>Contingencies Sinking Fund</u>	<u>Certificates of Indebtedness, Series 2011 Sinking Fund</u>	<u>Limited Tax Series 2012 Refund Bond Sinking Fund</u>	<u>Total</u>
<u>Paving</u>	<u>Sewer</u>				
\$ -	\$ -	\$ 5,573,960	\$ -	\$ -	\$ 5,573,960
-	-	-	516,260	-	30,852,545
-	-	-	-	-	1,193,163
<u>428</u>	<u>159</u>	<u>5,129</u>	<u>194</u>	<u>1,142</u>	<u>305,960</u>
<u>428</u>	<u>159</u>	<u>5,579,089</u>	<u>516,454</u>	<u>1,142</u>	<u>37,925,628</u>
-	-	<u>202,825</u>	-	-	<u>202,825</u>
-	-	2,580,000	320,000	2,000,000	22,055,000
-	-	2,441,781	191,195	1,447,663	18,255,078
-	-	<u>232,425</u>	-	-	<u>518,688</u>
-	-	<u>5,254,206</u>	<u>511,195</u>	<u>3,447,663</u>	<u>40,828,766</u>
-	-	<u>5,457,031</u>	<u>511,195</u>	<u>3,447,663</u>	<u>41,031,591</u>
<u>428</u>	<u>159</u>	<u>122,058</u>	<u>5,259</u>	<u>(3,446,521)</u>	<u>(3,105,963)</u>
-	-	11,045,000	-	-	29,930,000
-	-	352,645	-	-	3,191,605
-	-	(11,361,423)	-	-	(33,074,767)
-	-	-	-	3,446,563	4,464,860
-	-	-	-	-	<u>(2,489,996)</u>
-	-	<u>36,222</u>	-	<u>3,446,563</u>	<u>2,021,702</u>
428	159	158,280	5,259	42	(1,084,261)
<u>412,037</u>	<u>302,588</u>	<u>3,668,442</u>	<u>160,913</u>	<u>7,366</u>	<u>47,507,351</u>
<u>\$ 412,465</u>	<u>\$ 302,747</u>	<u>\$ 3,826,722</u>	<u>\$ 166,172</u>	<u>\$ 7,408</u>	<u>\$ 46,423,090</u>

LAFAYETTE CITY-PARISH CONSOLIDATED GOVERNMENT

Lafayette, Louisiana

Nonmajor Debt Service Fund

1961 Sales Tax Bonds Sinking Fund

Schedule of Revenues, Expenditures, and Changes in Fund Balances - Budget (GAAP Basis) and Actual
For the Year Ended October 31, 2014

	Original Budget	Final Budget	Actual	Variance with Final Budget Positive (Negative)
Revenues:				
Taxes -				
Sales and use	\$ 16,575,851	\$ 16,575,851	\$ 16,824,732	\$ 248,881
Intergovernmental -				
Federal subsidy	670,091	670,091	681,100	11,009
Investment earnings	8,000	8,000	5,271	(2,729)
Total revenues	<u>17,253,942</u>	<u>17,253,942</u>	<u>17,511,103</u>	<u>257,161</u>
Expenditures:				
Debt service -				
Principal retirement	8,630,000	8,630,000	8,630,000	-
Interest and fiscal charges	8,860,942	8,789,710	8,687,694	102,016
Debt issuance cost	-	240,530	243,156	(2,626)
Total expenditures	<u>17,490,942</u>	<u>17,660,240</u>	<u>17,560,850</u>	<u>99,390</u>
Deficiency of revenues over expenditures	<u>(237,000)</u>	<u>(406,298)</u>	<u>(49,747)</u>	<u>356,551</u>
Other financing sources (uses):				
Proceeds from issuance of debt	-	17,060,000	17,060,000	-
Premium on issuance of debt	-	2,813,862	2,813,862	-
Payment to escrow agent	-	(19,704,564)	(19,704,564)	-
Transfers in	237,000	237,000	96,714	(140,286)
Transfers out	-	-	(73,835)	(73,835)
Total other financing sources (uses)	<u>237,000</u>	<u>406,298</u>	<u>192,177</u>	<u>(214,121)</u>
Net change in fund balance	-	-	142,430	142,430
Fund balance, beginning	<u>7,214,843</u>	<u>7,214,843</u>	<u>7,214,843</u>	<u>-</u>
Fund balance, ending	<u>\$ 7,214,843</u>	<u>\$ 7,214,843</u>	<u>\$ 7,357,273</u>	<u>\$ 142,430</u>

LAFAYETTE CITY-PARISH CONSOLIDATED GOVERNMENT
Lafayette, Louisiana
Nonmajor Debt Service Fund
1961 Sales Tax Bonds Reserve Fund

Schedule of Revenues, Expenditures, and Changes in Fund Balances - Budget (GAAP Basis) and Actual
For the Year Ended October 31, 2014

	Original Budget	Final Budget	Actual	Variance with Final Budget Positive (Negative)
Revenues:				
Investment earnings	\$ 130,000	\$ 130,000	\$ 169,202	\$ 39,202
Expenditures:	-	-	-	-
Excess of revenues over expenditures	130,000	130,000	169,202	39,202
Other financing uses:				
Payment to escrow agent	-	(128,509)	(128,509)	-
Transfers out	(130,000)	(130,000)	(169,202)	(39,202)
Total other financing uses	(130,000)	(258,509)	(297,711)	(39,202)
Net change in fund balance	-	(128,509)	(128,509)	-
Fund balance, beginning	17,271,313	17,271,313	17,271,313	-
Fund balance, ending	\$ 17,271,313	\$ 17,142,804	\$ 17,142,804	\$ -

LAFAYETTE CITY-PARISH CONSOLIDATED GOVERNMENT

Lafayette, Louisiana

Nonmajor Debt Service Fund

1985 Sales Tax Bonds Sinking Fund

Schedule of Revenues, Expenditures, and Changes in Fund Balances - Budget (GAAP Basis) and Actual
For the Year Ended October 31, 2014

	Original Budget	Final Budget	Actual	Variance with Final Budget Positive (Negative)
Revenues:				
Taxes -				
Sales and use	\$ 12,170,503	\$ 12,170,503	\$ 13,511,553	\$ 1,341,050
Intergovernmental -				
Federal subsidy	508,205	508,205	512,063	3,858
Investment earnings	5,000	5,000	4,820	(180)
Total revenues	<u>12,683,708</u>	<u>12,683,708</u>	<u>14,028,436</u>	<u>1,344,728</u>
Expenditures:				
Debt service -				
Principal retirement	8,525,000	8,525,000	8,525,000	-
Interest and fiscal charges	5,530,871	5,498,448	5,486,745	11,703
Debt issuance cost	-	42,041	43,107	(1,066)
Total expenditures	<u>14,055,871</u>	<u>14,065,489</u>	<u>14,054,852</u>	<u>10,637</u>
Deficiency of revenues over expenditures	<u>(1,372,163)</u>	<u>(1,381,781)</u>	<u>(26,416)</u>	<u>1,355,365</u>
Other financing sources (uses):				
Proceeds from issuance of debt	-	1,825,000	1,825,000	-
Premium on issuance of debt	-	25,098	25,098	-
Payment to escrow agent	-	(1,840,480)	(1,840,480)	-
Transfers in	1,087,163	1,087,163	921,583	(165,580)
Transfers out	-	-	(1,184,069)	(1,184,069)
Total other financing sources (uses)	<u>1,087,163</u>	<u>1,096,781</u>	<u>(252,868)</u>	<u>(1,349,649)</u>
Net change in fund balance	(285,000)	(285,000)	(279,284)	5,716
Fund balance, beginning	<u>4,266,784</u>	<u>4,266,784</u>	<u>4,266,784</u>	<u>-</u>
Fund balance, ending	<u>\$ 3,981,784</u>	<u>\$ 3,981,784</u>	<u>\$ 3,987,500</u>	<u>\$ 5,716</u>

LAFAYETTE CITY-PARISH CONSOLIDATED GOVERNMENT
Lafayette, Louisiana
Nonmajor Debt Service Fund
1985 Sales Tax Bonds Reserve Fund

Schedule of Revenues, Expenditures, and Changes in Fund Balances - Budget (GAAP Basis) and Actual
For the Year Ended October 31, 2014

	Original Budget	Final Budget	Actual	Variance with Final Budget Positive (Negative)
Revenues:				
Investment earnings	\$ 140,000	\$ 140,000	\$ 119,615	\$ (20,385)
Expenditures:	-	-	-	-
Excess of revenues over expenditures	<u>140,000</u>	<u>140,000</u>	<u>119,615</u>	<u>(20,385)</u>
Other financing uses:				
Payment to escrow agent	-	(39,791)	(39,791)	-
Transfers out	<u>(1,072,163)</u>	<u>(1,072,163)</u>	<u>(1,062,890)</u>	<u>9,273</u>
Total other financing uses	<u>(1,072,163)</u>	<u>(1,111,954)</u>	<u>(1,102,681)</u>	<u>9,273</u>
Net change in fund balance	(932,163)	(971,954)	(983,066)	(11,112)
Fund balance, beginning	<u>14,203,065</u>	<u>14,203,065</u>	<u>14,203,065</u>	<u>-</u>
Fund balance, ending	<u>\$ 13,270,902</u>	<u>\$ 13,231,111</u>	<u>\$ 13,219,999</u>	<u>\$ (11,112)</u>

LAFAYETTE CITY-PARISH CONSOLIDATED GOVERNMENT

Lafayette, Louisiana
 Nonmajor Debt Service Fund
 Contingencies Sinking Fund

Schedule of Revenues, Expenditures, and Changes in Fund Balances - Budget (GAAP Basis) and Actual
 For the Year Ended October 31, 2014

	Original Budget	Final Budget	Actual	Variance with Final Budget Positive (Negative)
Revenues:				
Taxes -				
Ad valorem	\$ 5,197,850	\$ 5,197,850	\$ 5,573,960	\$ 376,110
Investment earnings	45,000	45,000	5,129	(39,871)
Total revenues	<u>5,242,850</u>	<u>5,242,850</u>	<u>5,579,089</u>	<u>336,239</u>
Expenditures:				
Current -				
General government	193,063	193,063	202,825	(9,762)
Debt service -				
Principal retirement	2,580,000	2,580,000	2,580,000	-
Interest and fiscal charges	2,647,892	2,681,109	2,441,781	239,328
Debt issuance cost	-	241,764	232,425	9,339
Total debt service	<u>5,227,892</u>	<u>5,502,873</u>	<u>5,254,206</u>	<u>248,667</u>
Total expenditures	<u>5,420,955</u>	<u>5,695,936</u>	<u>5,457,031</u>	<u>238,905</u>
Excess (deficiency) of revenues over expenditures	<u>(178,105)</u>	<u>(453,086)</u>	<u>122,058</u>	<u>575,144</u>
Other financing sources (uses):				
Proceeds from issuance of debt	-	11,045,000	11,045,000	-
Premium on issuance of debt	-	352,645	352,645	-
Payment to escrow agent	-	(11,361,423)	(11,361,423)	-
Total other financing sources (uses)	<u>-</u>	<u>36,222</u>	<u>36,222</u>	<u>-</u>
Net change in fund balance	(178,105)	(416,864)	158,280	575,144
Fund balance, beginning	<u>3,668,442</u>	<u>3,668,442</u>	<u>3,668,442</u>	<u>-</u>
Fund balance, ending	<u>\$ 3,490,337</u>	<u>\$ 3,251,578</u>	<u>\$ 3,826,722</u>	<u>\$ 575,144</u>

LAFAYETTE CITY-PARISH CONSOLIDATED GOVERNMENT
Lafayette, Louisiana
Nonmajor Debt Service Fund
Certificates of Indebtedness, Series 2011 Sinking Fund

Schedule of Revenues, Expenditures, and Changes in Fund Balances - Budget (GAAP Basis) and Actual
For the Year Ended October 31, 2014

	Original Budget	Final Budget	Actual	Variance with Final Budget Positive (Negative)
Revenues:				
Taxes -				
Sales and use	\$ 515,166	\$ 515,166	\$ 516,260	\$ 1,094
Investment earnings	-	-	194	194
Total revenues	515,166	515,166	516,454	1,288
Expenditures:				
Debt service -				
Principal retirement	320,000	320,000	320,000	-
Interest and fiscal charges	195,166	195,166	191,195	3,971
Total expenditures	515,166	515,166	511,195	3,971
Excess of revenues over expenditures	-	-	5,259	5,259
Fund balance, beginning	160,913	160,913	160,913	-
Fund balance, ending	\$ 160,913	\$ 160,913	\$ 166,172	\$ 5,259

LAFAYETTE CITY-PARISH CONSOLIDATED GOVERNMENT
Lafayette, Louisiana
Nonmajor Debt Service Fund
Limited Tax Series 2012 Refund Bond Sinking Fund

Schedule of Revenues, Expenditures, and Changes in Fund Balances - Budget (GAAP Basis) and Actual
For the Year Ended October 31, 2014

	Original Budget	Final Budget	Actual	Variance with Final Budget Positive (Negative)
Revenues:				
Investment earnings	\$ -	\$ -	\$ 1,142	\$ 1,142
Expenditures:				
Debt service -				
Principal retirement	2,000,000	2,000,000	2,000,000	-
Interest and fiscal charges	<u>1,446,563</u>	<u>1,447,663</u>	<u>1,447,663</u>	<u>-</u>
Total expenditures	<u>3,446,563</u>	<u>3,447,663</u>	<u>3,447,663</u>	<u>-</u>
Deficiency of revenues over expenditures	(3,446,563)	(3,447,663)	(3,446,521)	1,142
Other financing sources:				
Transfers in	<u>3,446,563</u>	<u>3,447,663</u>	<u>3,446,563</u>	<u>(1,100)</u>
Net change in fund balance	-	-	42	42
Fund balance, beginning	<u>7,366</u>	<u>7,366</u>	<u>7,366</u>	<u>-</u>
Fund balance, ending	<u>\$ 7,366</u>	<u>\$ 7,366</u>	<u>\$ 7,408</u>	<u>\$ 42</u>

**Nonmajor
Capital Projects Funds**

Nonmajor Governmental Funds

Capital Project Funds

Capital Project Funds are used to account for the acquisition and construction of major capital facilities other than those financed by proprietary funds.

1961 City Sales Tax Bond Construction - these funds are to account for the proceeds from bond issues used to finance capital improvement projects within the City of Lafayette. These bond issues are secured and payable from a pledge and dedication of the proceeds of the 1961 City sales and use tax.

1985 City Sales Tax Bond Construction - these funds are to account for the proceeds from bond issues used to finance capital improvement projects within the City of Lafayette. These bond issues are secured and payable from a pledge and dedication of the proceeds of the 1985 City sales and use tax.

1999 Certificates of Indebtedness Construction - this fund is to account for proceeds from Certificates of Indebtedness issued to finance improvements at the Parish Correctional Center and the Courthouse Complex.

Parish Library General Obligation Bond Construction - this fund accounts for the proceeds from bond issues to finance construction and improvements of libraries in Lafayette Parish.

Parish General Obligation Bond Construction - these funds are to account for the proceeds from bond issues to finance capital infrastructure improvement projects within Lafayette Parish.

LAFAYETTE CITY-PARISH CONSOLIDATED GOVERNMENT
Lafayette, Louisiana

Combining Balance Sheet
Nonmajor Capital Projects Funds
October 31, 2014

	1961 City Sales Tax Bond Construction	1985 City Sales Tax Bond Construction	1999 Certificates of Indebtedness Construction	Parish Library General Obligation Bond Construction	Parish General Obligation Bond Construction	Total
ASSETS						
Cash	\$ 478,862	\$ 140,553	\$ 134	\$ 1	\$ 83,617	\$ 703,167
Investments	51,617,796	15,150,944	14,445	138	9,013,362	75,796,685
Accrued interest receivable	41,835	12,279	11	-	7,305	61,430
Due from other funds	-	2	1,964	-	-	1,966
Total assets	<u>\$ 52,138,493</u>	<u>\$ 15,303,778</u>	<u>\$ 16,554</u>	<u>\$ 139</u>	<u>\$ 9,104,284</u>	<u>\$ 76,563,248</u>
LIABILITIES AND FUND BALANCES						
Liabilities:						
Contracts payable	\$ 1,060,365	\$ 19,043	\$ -	\$ 139	\$ 85,650	\$ 1,165,197
Retainage payable	195,628	-	-	-	-	195,628
Due to other funds	<u>4,701</u>	<u>1,380</u>	<u>1</u>	<u>-</u>	<u>8</u>	<u>6,090</u>
Total liabilities	<u>1,260,694</u>	<u>20,423</u>	<u>1</u>	<u>139</u>	<u>85,658</u>	<u>1,366,915</u>
Fund balances:						
Restricted - Capital projects	<u>50,877,799</u>	<u>15,283,355</u>	<u>16,553</u>	<u>-</u>	<u>9,018,626</u>	<u>75,196,333</u>
Total liabilities and fund balances	<u>\$ 52,138,493</u>	<u>\$ 15,303,778</u>	<u>\$ 16,554</u>	<u>\$ 139</u>	<u>\$ 9,104,284</u>	<u>\$ 76,563,248</u>

LAFAYETTE CITY-PARISH CONSOLIDATED GOVERNMENT
Lafayette, Louisiana

Combining Statement of Revenues, Expenditures, and Changes in Fund Balances
Nonmajor Capital Projects Funds
For the Year Ended October 31, 2014

	1961 City Sales Tax Bond Construction	1985 City Sales Tax Bond Construction	1999 Certificates of Indebtedness Construction	Parish Library General Obligation Bond Construction	Parish General Obligation Bond Construction	Total
Revenues:						
Miscellaneous -						
Investment earnings	\$ 56,600	\$ 16,238	\$ 15	\$ 1	\$ 10,087	\$ 82,941
Other	<u>4,360</u>	<u>54,840</u>	<u>1,964</u>	<u>-</u>	<u>17,400</u>	<u>78,564</u>
Total revenues	<u>60,960</u>	<u>71,078</u>	<u>1,979</u>	<u>1</u>	<u>27,487</u>	<u>161,505</u>
Expenditures:						
Current -						
General government	108,957	35,395	-	652	192,188	337,192
Streets and drainage	164,058	-	-	-	-	164,058
Capital outlay	<u>6,610,732</u>	<u>776,055</u>	<u>541</u>	<u>139</u>	<u>4,158,745</u>	<u>11,546,212</u>
Total expenditures	<u>6,883,747</u>	<u>811,450</u>	<u>541</u>	<u>791</u>	<u>4,350,933</u>	<u>12,047,462</u>
Excess (deficiency) of revenues over expenditures	<u>(6,822,787)</u>	<u>(740,372)</u>	<u>1,438</u>	<u>(790)</u>	<u>(4,323,446)</u>	<u>(11,885,957)</u>
Other financing sources (uses):						
Transfers in	66,971	9	-	-	-	66,980
Transfers out	<u>(61,892)</u>	<u>(17,671)</u>	<u>-</u>	<u>-</u>	<u>-</u>	<u>(79,563)</u>
Total other financing sources (uses)	<u>5,079</u>	<u>(17,662)</u>	<u>-</u>	<u>-</u>	<u>-</u>	<u>(12,583)</u>
Net change in fund balances	(6,817,708)	(758,034)	1,438	(790)	(4,323,446)	(11,898,540)
Fund balances, beginning	<u>57,695,507</u>	<u>16,041,389</u>	<u>15,115</u>	<u>790</u>	<u>13,342,072</u>	<u>87,094,873</u>
Fund balances, ending	<u>\$ 50,877,799</u>	<u>\$ 15,283,355</u>	<u>\$ 16,553</u>	<u>\$ -</u>	<u>\$ 9,018,626</u>	<u>\$ 75,196,333</u>

LAFAYETTE CITY-PARISH CONSOLIDATED GOVERNMENT
Lafayette, Louisiana

Schedule of Expenditures Compared to Capital Budget
1961 City Sales Tax Bond Construction
For the Year Ended October 31, 2014

	Project Authorization	Expenditures		Balance of Incomplete Projects
		Prior Years	Current Year	
Street projects:				
Ambassador Caffery Rehab - Phase IV	\$ 700,000	\$ 696,967	\$ -	\$ 3,033
Bellefontaine Drive Extension	543,797	-	62,686	481,111
BlueBird Drive Ext-Beaul/Cornelus	300,000	-	-	300,000
CIDC, LAT 7-Curran/Dulles	500,000	-	-	500,000
Daigle Street Hard Surfacing	1,600,000	81,166	6,485	1,512,349
Doc Duhon/Robley Dr Extension Phase IV	2,950,000	3,178	1,004,417	1,942,405
Doucet Road Widening	622,815	52,690	570,125	-
Duhon Road Widening	2,466,799	1,407,140	198,868	860,792
Dulles Drive Widening	1,500,000	1,779	11,177	1,487,044
East Verot School Road Widening	687,000	1,867	-	685,133
East Pont des Mouton Road Widening	17,435,965	5,186,239	1,847,735	10,401,991
East Verot School Road Widening	774,000	707,710	7,730	58,560
Eraste Landry Road Widening Phase II	84,515	12,071	-	72,444
Frem Boustany Extension	300,000	-	-	300,000
Hugh Wallis/Kali Sal Int Improvement	400,000	-	51,364	348,636
Kaliste Saloom Widening	5,993,603	3,907,024	839,147	1,247,432
Luke St Extension (Eraste/Dulles)	867,732	867,627	105	-
North St. Antoine Ext - Pont Des Mouton	9,440,000	2,426	-	9,437,574
North Universtiy/Stone Right Turn Lane	121,862	-	10	121,852
North University Avenue Widening	1,000,000	756,639	-	243,361
Ole Colony Road Bridge	625,000	-	337	624,663
Amedee st. Bridge	700,000	73	496,559	203,368
Rue De Belier Extension - Phase I (Hwy 93)	178,393	41,296	62	137,035
Simcoe Street Corridor - Phase II	846,000	8,280	-	837,720
South College Extension - Phase I	3,879,151	350,571	309,128	3,219,452
Vermillion LAT 4 Beaul/Settlers	1,250,000	-	6,852	1,243,148
Verot School/Pinhook/Vincent	513,000	25,000	-	488,000
West Farrell Road Outfall	1,277,000	-	-	1,277,000
	<u>57,556,632</u>	<u>14,109,743</u>	<u>5,412,786</u>	<u>38,034,103</u>

(continued)

LAFAYETTE CITY-PARISH CONSOLIDATED GOVERNMENT
Lafayette, Louisiana

Schedule of Expenditures Compared to Capital Budget
1961 City Sales Tax Bond Construction (Continued)
For the Year Ended October 31, 2014

	Project Authorization	Expenditures		Balance of Incomplete Projects
		Prior Years	Current Year	
Drainage projects:				
Alonda Drive Coulee Wall	350,000	15,441	20	334,539
Amaryllis Drive Drainage	175,000	25,769	149,231	-
Becky Lane Drainage	20,971	144	10,413	10,414
Bellefontaine Drainage	500,000	-	-	500,000
Broadmoor Coulee - Phase I, II and III	12,408	10,474	1,934	-
Comprehensive Drainage Analysis	29,500	-	9,063	20,437
Coulee Bend Improvement	550,000	99,890	25,484	424,626
Fernwood Drive Outfall	150,000	71,916	2,297	75,787
Ole Colony Road Drainage	100,000	-	35,480	64,520
Pembroke Road Drainage	1,417,505	103,434	9,093	1,304,978
River Oaks Pump Renovation	1,000,000	52,658	-	947,342
Sunbeam Coulee Phase II	2,478,176	-	4,886	2,473,290
Walker Road Drainage	2,457,000	16,478	80,443	2,360,079
West Farrell Road Outfall	132,933	29	51,455	81,449
Zion Circle Drainage	730,000	-	268,533	461,467
	<u>10,103,493</u>	<u>396,233</u>	<u>648,332</u>	<u>9,058,928</u>
Parks and Recreation project:				
Recreation Center/Park Improvements	<u>1,900,000</u>	<u>1,062,655</u>	<u>549,614</u>	<u>287,731</u>
	<u>\$ 69,560,125</u>	<u>\$ 15,568,631</u>	<u>\$ 6,610,732</u>	<u>\$ 47,380,762</u>

LAFAYETTE CITY-PARISH CONSOLIDATED GOVERNMENT
Lafayette, Louisiana

Schedule of Expenditures Compared to Capital Budget
1985 City Sales Tax Bond Construction
For the Year Ended October 31, 2014

	Project Authorization	Expenditures		Balance of Incomplete Projects
		Prior Years	Current Year	
Street projects:				
Citywide Sidewalks	\$ 5,372	\$ 3,000	\$ 2,372	\$ -
Doucet Road Widening	140,000	-	140,000	-
East Pont Des Mouton	3,640,000	-	-	3,640,000
Erase Landry	497,069	466,905	12,600	17,564
I-10 Frontage Road	779	-	-	779
Louisiana Avenue Extension	12,210,581	4,766,956	125,886	7,317,739
North St. Antoine Extension	667,662	229,227	11,804	426,631
Rue De Belier Extension - Phase I (Hwy 93)	200,000	-	-	200,000
South College Road Phase I	661,116	385,809	177,549	97,758
Streetscape	1,765,509	1,514,484	-	251,025
Verot School - Pinhook/Vincent	64,916	41,611	-	23,305
	<u>19,853,004</u>	<u>7,407,992</u>	<u>470,211</u>	<u>11,974,801</u>
Drainage projects:				
Coulee Ile Des Cannes, LAT 7	403,747	100,000	1,747	302,000
Fanny Drive Coulee	333,086	47,216	278,121	7,749
Sunbeam Coulee - Phase II	56,962	320	21,517	35,125
Walker Road Drainage	752,925	-	4,459	748,466
West Farrell Road Outfall	2,284,505	174,074	-	2,110,431
	<u>3,831,225</u>	<u>321,610</u>	<u>305,844</u>	<u>3,203,771</u>
	<u>\$ 23,684,229</u>	<u>\$ 7,729,602</u>	<u>\$ 776,055</u>	<u>\$ 15,178,572</u>

LAFAYETTE CITY-PARISH CONSOLIDATED GOVERNMENT
Lafayette, Louisiana

Schedule of Expenditures Compared to Capital Budget
1999 Certificates of Indebtedness Construction
For the Year Ended October 31, 2014

	<u>Project Authorization</u>	<u>Expenditures</u>		<u>Balance of Incomplete Projects</u>
		<u>Prior Years</u>	<u>Current Year</u>	
Building projects:				
Adult Correction Facility Improvements	<u>\$ 618,708</u>	<u>\$ 618,167</u>	<u>\$ 541</u>	<u>\$ -</u>

LAFAYETTE CITY-PARISH CONSOLIDATED GOVERNMENT
Lafayette, Louisiana

Schedule of Expenditures Compared to Capital Budget
Parish Library General Obligation Bond Construction
For the Year Ended October 31, 2014

	<u>Project Authorization</u>	<u>Expenditures</u>		<u>Balance of Incomplete Projects</u>
		<u>Prior Years</u>	<u>Current Year</u>	
Building projects:				
Regional Branch - East	<u>\$ 426,234</u>	<u>\$ 426,095</u>	<u>\$ 139</u>	<u>\$ -</u>

LAFAYETTE CITY-PARISH CONSOLIDATED GOVERNMENT
Lafayette, Louisiana

Schedule of Expenditures Compared to Capital Budget
Parish General Obligation Bond Construction
For the Year Ended October 31, 2014

	Project Authorization	Expenditures		Balance of Incomplete Projects
		Prior Years	Current Year	
Street projects:				
Andres Road Reconstruction	\$ 803,000	\$ 291,898	\$ -	\$ 511,102
Bayou Tortue Bridge	675,000	672,500	2,500	-
Cocodril Road Bridge	439,000	27,148	10,081	401,771
Espasie Road Bridge	935,000	88,530	281	846,189
Gumbleton-Mallet Road Reconstruction	389,000	6,418	14,542	368,040
Hapsburg Lane Bridge	275,000	-	-	275,000
Hoffpauir Road Bridge	568,000	57,142	540	510,318
Landry Road Widening	2,571,832	308,753	10,884	2,252,195
Lebesque Road Reconstruction	923,000	40,405	235,631	646,964
Leblanc Road Bridge	1,236,000	952,034	57,797	226,169
Mermentau Road Bridge	567,000	522,139	43,561	1,300
Parish Bridge Improvements	577,000	-	-	577,000
Petite Road Bridge	902,000	43,447	540	858,013
Rue Des Babineaux Bridge	1,959,000	1,756,707	(2,988)	205,281
Rural Road Rehabilitation	8,877,000	8,525,922	10,479	340,599
Sellers Road Bridge	638,423	491,712	-	146,711
Simcoe Street Corridor	100,000	22,009	30,511	47,480
South Dearborne Road Bridge	1,211,000	899,977	30,426	280,597
St. Esprit Road Bridge	514,000	507,972	-	6,028
W Congress/Parish line bridge	187,005	-	187,005	-
	<u>24,347,260</u>	<u>15,214,713</u>	<u>631,790</u>	<u>8,500,757</u>
Drainage project:				
Iles Des Cannes - Phase V/Rch VI	<u>5,045,728</u>	<u>4,628,134</u>	<u>135,164</u>	<u>282,430</u>
Building projects:				
Regional Branch -				
North	2,017,060	2,003,688	13,372	-
East	25,029	-	25,029	-
Main Library Renovations	<u>7,795,860</u>	<u>4,442,470</u>	<u>3,353,390</u>	<u>-</u>
	<u>9,837,949</u>	<u>6,446,158</u>	<u>3,391,791</u>	<u>-</u>
	<u>\$ 39,230,937</u>	<u>\$ 26,289,005</u>	<u>\$ 4,158,745</u>	<u>\$ 8,783,187</u>

**Nonmajor
Enterprise Funds**

Nonmajor Enterprise Funds

Enterprise funds account for operations: (a) that are financed and operated in a manner similar to private business enterprises, where the intent of the governing body is that the costs (expenses, including depreciation) of providing goods or services to the general public on a continuing basis be financed or recovered primarily through user charges; or (b) where the governing body has decided that periodic determination of revenues earned, expenses incurred, and/or net income is appropriate for capital maintenance, public policy, management control, accountability, or other purposes.

Animal Control Shelter - this fund is to account for the revenues and expenses associated with the operations of the Animal Shelter in Lafayette Parish. The Animal Shelter ensures the humane treatment of animals through in-house vaccinations as well as a spay/neuter program.

Environmental Services Disposal - this fund is to account for the revenues, expenses, and fixed assets associated with the operations of the Environmental Quality Division which consists of compost disposal, solid waste disposal and other environmental issues in Lafayette Parish.

CNG Service Station - this fund is to account for the revenues and expenses associated with the operation and maintenance of the Compressed Natural Gas (CNG) service station which services both public and private vehicles.

LAFAYETTE CITY-PARISH CONSOLIDATED GOVERNMENT
Lafayette, Louisiana

Combining Statement of Net Position
Nonmajor Enterprise Funds
October 31, 2014
With Comparative Totals for October 31, 2013

	2014				2013
	Environmental Services Disposal	Animal Control Shelter	CNG Service Station	Total Nonmajor Enterprise Funds	
ASSETS					
CURRENT ASSETS					
Cash	\$ 400	\$ 12,073	\$ 388	\$ 12,861	\$ 44,328
Investments	-	1,279,797	41,843	1,321,640	1,027,117
Accounts receivable, net	1,599,550	18,421	2,560	1,620,531	1,562,120
Accrued interest receivable	-	1,037	34	1,071	1,099
Due from other funds	1,494,305	-	-	1,494,305	1,362,101
Due from component units	-	-	-	-	1,879
Total current assets	<u>3,094,255</u>	<u>1,311,328</u>	<u>44,825</u>	<u>4,450,408</u>	<u>3,998,644</u>
NONCURRENT ASSETS					
Capital assets:					
Land	3,147,688	-	-	3,147,688	3,147,688
Buildings and site improvements, net	124,379	95,333	-	219,712	228,117
Equipment, net	791,305	299,332	-	1,090,637	1,200,827
Total noncurrent assets	<u>4,063,372</u>	<u>394,665</u>	<u>-</u>	<u>4,458,037</u>	<u>4,576,632</u>
Total assets	<u>\$ 7,157,627</u>	<u>\$ 1,705,993</u>	<u>\$ 44,825</u>	<u>\$ 8,908,445</u>	<u>\$ 8,575,276</u>
LIABILITIES					
CURRENT LIABILITIES					
Cash overdraft	\$ 1,421,485	\$ -	\$ -	\$ 1,421,485	\$ 2,167,552
Accounts payable	948,293	4,988	18,816	972,097	953,521
Accrued salaries and benefits	14,654	10,740	-	25,394	76,564
Unearned revenue	-	-	-	-	2,989
Accrued compensated absences	45,072	26,075	-	71,147	67,977
Total current liabilities	<u>2,429,504</u>	<u>41,803</u>	<u>18,816</u>	<u>2,490,123</u>	<u>3,268,603</u>
NONCURRENT LIABILITIES					
Accrued compensated absences	82,920	111,602	-	194,522	200,169
Total liabilities	<u>2,512,424</u>	<u>153,405</u>	<u>18,816</u>	<u>2,684,645</u>	<u>3,468,772</u>
NET POSITION					
Net investment in capital assets	4,063,372	394,665	-	4,458,037	4,576,632
Unrestricted	581,831	1,157,923	26,009	1,765,763	529,872
Total net position	<u>4,645,203</u>	<u>1,552,588</u>	<u>26,009</u>	<u>6,223,800</u>	<u>5,106,504</u>
Total liabilities and net position	<u>\$ 7,157,627</u>	<u>\$ 1,705,993</u>	<u>\$ 44,825</u>	<u>\$ 8,908,445</u>	<u>\$ 8,575,276</u>

LAFAYETTE CITY-PARISH CONSOLIDATED GOVERNMENT
Lafayette, Louisiana

Combining Statement of Revenues, Expenses, and Changes in Fund Net Position
Nonmajor Enterprise Funds
For the Year Ended October 31, 2014
With Comparative Totals for the Year Ended October 31, 2013

	2014				2013
	Environmental Services Disposal	Animal Control Shelter	CNG Service Station	Total Nonmajor Enterprise Funds	
Operating revenues:					
Charges for services	\$ 14,066,626	\$ 391,059	\$ 290,042	\$ 14,747,727	\$ 13,678,389
Miscellaneous	<u>261,909</u>	<u>4,868</u>	<u>-</u>	<u>266,777</u>	<u>268,084</u>
Total operating revenues	<u>14,328,535</u>	<u>395,927</u>	<u>290,042</u>	<u>15,014,513</u>	<u>13,946,473</u>
Operating expenses:					
Production, collection and cost of services	12,754,690	1,097,442	147,236	13,999,368	13,719,754
Administrative and general	622,789	162,000	40,385	825,174	999,847
Depreciation	<u>155,803</u>	<u>74,729</u>	<u>-</u>	<u>230,532</u>	<u>223,282</u>
Total operating expenses	<u>13,533,282</u>	<u>1,334,171</u>	<u>187,621</u>	<u>15,055,074</u>	<u>14,942,883</u>
Operating income (loss)	<u>795,253</u>	<u>(938,244)</u>	<u>102,421</u>	<u>(40,570)</u>	<u>(996,410)</u>
Nonoperating revenues (expenses):					
Investment earnings	-	1,220	97	1,317	1,339
Gain (loss) on sale/disposal of assets	<u>-</u>	<u>(1,695)</u>	<u>-</u>	<u>(1,695)</u>	<u>6,205</u>
Total nonoperating revenues (expenses)	<u>-</u>	<u>(475)</u>	<u>97</u>	<u>(378)</u>	<u>7,544</u>
Income (loss) before contributions and transfers	795,253	(938,719)	102,518	(40,948)	(988,866)
Capital contributions	35,370	9,776	-	45,146	30,069
Transfers in (out)	<u>-</u>	<u>1,248,570</u>	<u>(135,472)</u>	<u>1,113,098</u>	<u>1,161,223</u>
Change in net position	830,623	319,627	(32,954)	1,117,296	202,426
Net position, beginning	<u>3,814,580</u>	<u>1,232,961</u>	<u>58,963</u>	<u>5,106,504</u>	<u>4,904,078</u>
Net position, ending	<u>\$ 4,645,203</u>	<u>\$ 1,552,588</u>	<u>\$ 26,009</u>	<u>\$ 6,223,800</u>	<u>\$ 5,106,504</u>

LAFAYETTE CITY-PARISH CONSOLIDATED GOVERNMENT
Lafayette, Louisiana

Combining Statement of Cash Flows
Nonmajor Enterprise Funds
For the Year Ended October 31, 2014
With Comparative Totals for the Year Ended October 31, 2013

	2014				2013
	Environmental Services Disposal	Animal Control Shelter	CNG Service Station	Total Nonmajor Enterprise Funds	
Cash flows from operating activities:					
Receipts from customers	\$ 14,021,621	\$ 380,213	\$ 287,482	\$ 14,689,316	\$ 13,642,272
Payments to suppliers for goods and services	(11,982,165)	(374,678)	(176,391)	(12,533,234)	(12,052,368)
Payments to employees and for employee related costs	(1,211,713)	(759,339)	-	(1,971,052)	(1,829,024)
Internal activity - payments to other funds	(323,995)	(166,525)	-	(490,520)	(810,372)
Other receipts	261,909	4,868	-	266,777	268,084
Net cash provided (used) by operating activities	<u>765,657</u>	<u>(915,461)</u>	<u>111,091</u>	<u>(38,713)</u>	<u>(781,408)</u>
Cash flows from noncapital financing activities:					
Increase (decrease) in cash overdraft	(746,067)	-	-	(746,067)	14,556
Cash paid to component unit	1,879	-	-	1,879	(1,879)
Transfers in (out)	-	1,248,570	(135,472)	1,113,098	1,161,223
Net cash provided (used) by noncapital financing activities	<u>(744,188)</u>	<u>1,248,570</u>	<u>(135,472)</u>	<u>368,910</u>	<u>1,173,900</u>
Cash flows from capital and related financing activities:					
Purchase of capital assets	(21,469)	(47,017)	-	(68,486)	(56,498)
Cash flows from investing activities:					
Interest earnings	-	1,267	139	1,406	1,198
Sales (purchases) of investments	-	(316,499)	21,915	(294,584)	(346,803)
Net cash provided (used) by investing activities	<u>-</u>	<u>(315,232)</u>	<u>22,054</u>	<u>(293,178)</u>	<u>(345,605)</u>
Net decrease in cash and cash equivalents	-	(29,140)	(2,327)	(31,467)	(9,611)
Balances, beginning of the year	400	41,213	2,715	44,328	53,939
Balances, end of the year	<u>\$ 400</u>	<u>\$ 12,073</u>	<u>\$ 388</u>	<u>\$ 12,861</u>	<u>\$ 44,328</u>
Reconciliation of operating income (loss) to net cash provided (used) by operating activities:					
Operating income (loss)	\$ 795,253	\$ (938,244)	\$ 102,421	\$ (40,570)	\$ (996,410)
Adjustments to reconcile operating income (loss) to net cash provided (used) by operating activities:					
Depreciation	155,803	74,729	-	230,532	223,282
Provision for bad debts	224,627	-	-	224,627	23,592
Change in assets and liabilities:					
Receivables	(269,632)	(10,846)	(2,560)	(283,038)	(59,709)
Accounts and other payables	(8,190)	(38,111)	11,230	(35,071)	60,385
Unearned revenue	-	(2,989)	-	(2,989)	(266)
Due from/to other funds	(132,204)	-	-	(132,204)	(32,282)
Net cash provided (used) by operating activities	<u>\$ 765,657</u>	<u>\$ (915,461)</u>	<u>\$ 111,091</u>	<u>\$ (38,713)</u>	<u>\$ (781,408)</u>
Noncash investing, capital and financing activities:					
Capital assets contributed	<u>\$ 35,370</u>	<u>\$ 9,776</u>	<u>\$ -</u>	<u>\$ 45,146</u>	<u>\$ 30,069</u>
Increase (decrease) in fair value of investments	<u>\$ -</u>	<u>\$ (53)</u>	<u>\$ (8)</u>	<u>\$ (61)</u>	<u>\$ 47</u>
Gain (loss) on disposal of capital assets	<u>\$ -</u>	<u>\$ (1,695)</u>	<u>\$ -</u>	<u>\$ (1,695)</u>	<u>\$ 6,205</u>

Internal Service Funds

Internal Service Funds

Internal Service funds account for the financing of goods or services provided by one department or agency to other department or agencies of the governmental unit, or to other governmental units, on a cost-reimbursement basis.

Central Vehicle Maintenance - manages, maintains, and repairs LCG fleet vehicles consisting predominately of City buses, public safety vehicles, and various heavy equipment.

Central Printing - this fund is to account for revenues received by the Printing Section of the Information Services and Technology Department for performing printing and binding services for departments.

Self-Insurance - this fund is also called the Risk Management fund. This fund is used to account for self-insurance activities involving property damage, worker's compensation, and general liability claims.

Group Insurance - this fund is used to account for self-insurance activities involving medical care claims and payment of insurance premiums by the City's employees, retirees, and dependents.

LAFAYETTE CITY-PARISH CONSOLIDATED GOVERNMENT

Lafayette, Louisiana

Combining Statement of Net Position

Internal Service Funds

October 31, 2014

	Central Vehicle Maintenance	Central Printing	Self- Insurance	Group Hospital- ization	Total
ASSETS					
CURRENT ASSETS					
Cash	\$ 15,296	\$ 125	\$ 20,394	\$ 87,304	\$ 123,119
Investments	1,640,688	-	2,198,374	9,951,995	13,791,057
Accounts receivable, net	1,242	-	99	573,339	574,680
Accrued interest receivable	1,330	-	1,782	8,066	11,178
Due from other funds	-	28,301	27,701	8,191	64,193
Inventories, net	139,507	21,962	-	-	161,469
Prepaid items	-	87,987	49,342	71,578	208,907
Total current assets	<u>1,798,063</u>	<u>138,375</u>	<u>2,297,692</u>	<u>10,700,473</u>	<u>14,934,603</u>
NONCURRENT ASSETS					
Capital assets:					
Buildings, net	124,814	-	-	-	124,814
Equipment, net	231,617	10,206	-	-	241,823
Total noncurrent assets	<u>356,431</u>	<u>10,206</u>	<u>-</u>	<u>-</u>	<u>366,637</u>
Total assets	<u>\$ 2,154,494</u>	<u>\$ 148,581</u>	<u>\$ 2,297,692</u>	<u>\$ 10,700,473</u>	<u>\$ 15,301,240</u>
CURRENT LIABILITIES					
Cash overdraft	\$ -	\$ 108,718	\$ -	\$ -	\$ 108,718
Accounts payable	266,999	3,734	523,119	378,473	1,172,325
Accrued salaries and benefits	26,309	1,515	-	3,318	31,142
Other payables	-	-	-	8,435	8,435
Due to other funds	83	-	121,043	-	121,126
Unpaid claims liability	-	-	4,684,627	1,436,049	6,120,676
Accrued compensated absences	58,924	3,587	-	-	62,511
Total current liabilities	<u>352,315</u>	<u>117,554</u>	<u>5,328,789</u>	<u>1,826,275</u>	<u>7,624,933</u>
NONCURRENT LIABILITIES					
Claims payable	-	-	5,687,497	-	5,687,497
Accrued compensated absences	333,754	-	-	-	333,754
Other postemployment benefits	-	-	-	3,556,538	3,556,538
Total noncurrent liabilities	<u>333,754</u>	<u>-</u>	<u>5,687,497</u>	<u>3,556,538</u>	<u>9,577,789</u>
Total liabilities	<u>686,069</u>	<u>117,554</u>	<u>11,016,286</u>	<u>5,382,813</u>	<u>17,202,722</u>
NET POSITION					
Net investment in capital assets	356,431	10,206	-	-	366,637
Unrestricted (deficit)	1,111,994	20,821	(8,718,594)	5,317,660	(2,268,119)
Total net position (deficit)	<u>1,468,425</u>	<u>31,027</u>	<u>(8,718,594)</u>	<u>5,317,660</u>	<u>(1,901,482)</u>
Total liabilities and net position	<u>\$ 2,154,494</u>	<u>\$ 148,581</u>	<u>\$ 2,297,692</u>	<u>\$ 10,700,473</u>	<u>\$ 15,301,240</u>

LAFAYETTE CITY-PARISH CONSOLIDATED GOVERNMENT
Lafayette, Louisiana

Combining Statement of Revenues, Expenses, and Changes in Fund Net Position
Internal Service Funds
For the Year Ended October 31, 2014

	Central Vehicle Maintenance	Central Printing	Self- Insurance	Group Hospital- ization	Total
Operating revenues:					
Charges for services	\$ 6,791,649	\$ 436,243	\$ 10,047,841	\$ 20,159,386	\$ 37,435,119
Miscellaneous	9,855	49	450,245	861,098	1,321,247
Total operating revenues	<u>6,801,504</u>	<u>436,292</u>	<u>10,498,086</u>	<u>21,020,484</u>	<u>38,756,366</u>
Operating expenses:					
Cost of services rendered	6,835,508	488,601	8,359,514	16,498,535	32,182,158
Depreciation	68,352	4,581	-	-	72,933
Total operating expenses	<u>6,903,860</u>	<u>493,182</u>	<u>8,359,514</u>	<u>16,498,535</u>	<u>32,255,091</u>
Operating income (loss)	<u>(102,356)</u>	<u>(56,890)</u>	<u>2,138,572</u>	<u>4,521,949</u>	<u>6,501,275</u>
Nonoperating revenues (expenses):					
Investment earnings	1,504	-	529	17,709	19,742
Gain (loss) on sale/disposal of assets	1,412	(122)	-	-	1,290
Total nonoperating revenues (expenses)	<u>2,916</u>	<u>(122)</u>	<u>529</u>	<u>17,709</u>	<u>21,032</u>
Income (loss) before transfers	(99,440)	(57,012)	2,139,101	4,539,658	6,522,307
Transfers in	<u>135,472</u>	<u>-</u>	<u>-</u>	<u>-</u>	<u>135,472</u>
Change in net position	36,032	(57,012)	2,139,101	4,539,658	6,657,779
Net position (deficit), beginning	<u>1,432,393</u>	<u>88,039</u>	<u>(10,857,695)</u>	<u>778,002</u>	<u>(8,559,261)</u>
Net position (deficit), ending	<u>\$ 1,468,425</u>	<u>\$ 31,027</u>	<u>\$ (8,718,594)</u>	<u>\$ 5,317,660</u>	<u>\$ (1,901,482)</u>

LAFAYETTE CITY-PARISH CONSOLIDATED GOVERNMENT
Lafayette, Louisiana

Combining Statement of Cash Flows
Internal Service Funds
For the Year Ended October 31, 2014

	Central Vehicle Maintenance	Central Printing	Self- Insurance	Group Hospital- ization	Total
Cash flows from operating activities:					
Receipts from customers	\$ 6,790,824	\$ 436,243	\$ -	\$ -	\$ 7,227,067
Receipts from insured	-	-	10,112,363	19,797,448	29,909,811
Payments to suppliers for goods and services	(4,947,633)	(379,901)	(4,517,613)	(2,784,325)	(12,629,472)
Payments to employees and for employee related costs	(2,088,399)	(137,724)	-	(286,662)	(2,512,785)
Payments for claims	-	-	(3,747,226)	(13,346,887)	(17,094,113)
Other receipts	9,855	49	450,245	861,098	1,321,247
Net cash provided (used) by operating activities	<u>(235,353)</u>	<u>(81,333)</u>	<u>2,297,769</u>	<u>4,240,672</u>	<u>6,221,755</u>
Cash flows from noncapital financing activities:					
Increase (decrease) in cash overdraft	-	81,458	(77,748)	(29,859)	(26,149)
Transfers in	135,472	-	-	-	135,472
Net cash provided (used) by capital and related financing activities	<u>135,472</u>	<u>81,458</u>	<u>(77,748)</u>	<u>(29,859)</u>	<u>109,323</u>
Cash flows from capital and related financing activities:					
Purchase of capital assets	(19,609)	-	-	-	(19,609)
Cash flows from investing activities:					
Interest earnings	2,150	-	(1,470)	15,865	16,545
Sales (purchases) of investments	60,145	-	(2,198,157)	(4,139,374)	(6,277,386)
Net cash provided (used) by investing activities	<u>62,295</u>	<u>-</u>	<u>(2,199,627)</u>	<u>(4,123,509)</u>	<u>(6,260,841)</u>
Net increase (decrease) in cash and cash equivalents	(57,195)	125	20,394	87,304	50,628
Balances, beginning of the year	72,491	-	-	-	72,491
Balances, end of the year	<u>\$ 15,296</u>	<u>\$ 125</u>	<u>\$ 20,394</u>	<u>\$ 87,304</u>	<u>\$ 123,119</u>
Reconciliation of operating income (loss) to net cash provided (used) by operating activities:					
Operating income (loss)	\$ (102,356)	\$ (56,890)	\$ 2,138,572	\$ 4,521,949	\$ 6,501,275
Adjustments to reconcile operating income (loss) to net cash provided (used) by operating activities:					
Depreciation	68,352	4,581	-	-	72,933
Change in assets and liabilities:					
Receivables	(825)	-	64,522	(361,938)	(298,241)
Inventories	(1,384)	(362)	-	-	(1,746)
Prepaid items	-	(5,879)	(29,425)	(71,578)	(106,882)
Accounts and other payables	(199,223)	(3,982)	30,742	159,016	(13,447)
Due from/to other funds	83	(18,801)	93,358	(6,777)	67,863
Net cash provided (used) by operating activities	<u>\$ (235,353)</u>	<u>\$ (81,333)</u>	<u>\$ 2,297,769</u>	<u>\$ 4,240,672</u>	<u>\$ 6,221,755</u>
Noncash investing, capital and financing activities:					
Capital assets contributed	<u>\$ -</u>	<u>\$ -</u>	<u>\$ -</u>	<u>\$ -</u>	<u>\$ -</u>
Increase (decrease) in fair value of investments	<u>\$ (155)</u>	<u>\$ -</u>	<u>\$ 217</u>	<u>\$ -</u>	<u>\$ 62</u>
Gain (loss) on disposal of capital assets	<u>\$ 1,412</u>	<u>\$ (122)</u>	<u>\$ -</u>	<u>\$ -</u>	<u>\$ 1,290</u>

Nonmajor Component Units

LAFAYETTE CITY-PARISH CONSOLIDATED GOVERNMENT
Lafayette, Louisiana

Combining Statement of Net Position - Nonmajor Discretely Presented Component Units
October 31, 2014

	<u>Downtown Development Authority</u>	<u>Firemen's Pension and Relief Fund</u>	<u>Police Pension and Relief Fund</u>	<u>City Court of Lafayette</u>	<u>Marshal - City Court of Lafayette</u>
ASSETS					
Cash and interest-bearing deposits	\$ 29,314	\$ 878	\$ -	\$ 5,279,117	\$ 131,322
Investments	681,439	94,605	-	-	-
Accounts receivable, net	-	-	-	-	56,248
Taxes receivable	133,069	-	-	-	-
Accrued interest receivable	711	76	-	-	-
Due from primary government	-	-	1,372	-	-
Due from other governmental agencies	298,337	-	-	67,940	-
Other receivables	-	-	-	-	-
Inventories	-	-	-	-	-
Prepaid items	-	-	-	-	17,036
Restricted assets:					
Cash	-	-	-	-	-
Capital assets:					
Non-depreciable	21,000	-	-	403,428	-
Depreciable, net	<u>52,175</u>	<u>-</u>	<u>-</u>	<u>628,301</u>	<u>113,251</u>
Total assets	<u>1,216,045</u>	<u>95,559</u>	<u>1,372</u>	<u>6,378,786</u>	<u>317,857</u>
DEFERRED OUTFLOWS OF RESOURCES					
Deferred loss on bond refunding	<u>-</u>	<u>-</u>	<u>-</u>	<u>-</u>	<u>-</u>
LIABILITIES					
Liabilities:					
Accounts payable	12,610	-	-	129,123	39,115
Accrued liabilities	9,442	-	1,372	-	-
Due to primary government	-	-	-	-	-
Due to other governmental agencies	-	8,361	-	-	-
Unearned revenue	-	-	-	-	-
Accrued interest payable	-	-	-	-	-
Deposits	-	-	-	-	-
Long-term liabilities:					
Portion due or payable within one year	16,650	-	-	-	-
Portion due or payable after one year	<u>4,678</u>	<u>-</u>	<u>-</u>	<u>-</u>	<u>-</u>
Total liabilities	<u>43,380</u>	<u>8,361</u>	<u>1,372</u>	<u>129,123</u>	<u>39,115</u>
DEFERRED INFLOWS OF RESOURCES					
Property taxes	<u>-</u>	<u>-</u>	<u>-</u>	<u>-</u>	<u>-</u>
NET POSITION					
Net investment in capital assets	73,175	-	-	1,031,729	113,251
Restricted for:					
Debt service	-	-	-	-	-
Other purposes	-	-	-	597,388	23,467
Unrestricted (deficit)	<u>1,099,490</u>	<u>87,198</u>	<u>-</u>	<u>4,620,546</u>	<u>142,024</u>
Total net position	<u>\$ 1,172,665</u>	<u>\$ 87,198</u>	<u>\$ -</u>	<u>\$ 6,249,663</u>	<u>\$ 278,742</u>

Lafayette Parish Waterworks District North	Lafayette Parish Waterworks District South	District Attorney of the 15th Judicial District	Lafayette Parish Bayou Vermilion District	Lafayette Parish Communication District	Total
\$ 1,750,012	\$ 1,613,098	\$ 2,405,592	\$ 2,566,838	\$ 11,699,189	\$ 25,475,360
-	-	-	-	-	776,044
445,794	207,024	495,652	16,593	-	1,221,311
-	-	-	481,537	313,917	928,523
-	-	-	-	-	787
-	-	-	-	33,412	34,784
-	-	-	777,708	-	1,143,985
-	29,988	-	-	136	30,124
-	49,286	-	44,222	-	93,508
24,107	36,299	10,673	297	22,657	111,069
1,716,546	680,714	-	-	-	2,397,260
21,905	455,720	-	290,104	-	1,192,157
<u>6,874,683</u>	<u>6,807,385</u>	<u>59,184</u>	<u>2,706,765</u>	<u>5,085,194</u>	<u>22,326,938</u>
<u>10,833,047</u>	<u>9,879,514</u>	<u>2,971,101</u>	<u>6,884,064</u>	<u>17,154,505</u>	<u>55,731,850</u>
-	24,771	-	-	-	24,771
62,840	80,413	564,031	17,936	9,643	915,711
26,751	7,498	-	49,106	26,051	120,220
-	-	-	-	26,444	26,444
-	115	-	11,397	-	19,873
-	-	-	18,015	13,460	31,475
34,714	9,749	-	16,633	-	61,096
77,175	43,105	-	-	-	120,280
322,000	349,000	-	95,000	-	782,650
<u>4,343,493</u>	<u>3,588,000</u>	<u>-</u>	<u>1,250,000</u>	<u>410,741</u>	<u>9,596,912</u>
<u>4,866,973</u>	<u>4,077,880</u>	<u>564,031</u>	<u>1,458,087</u>	<u>486,339</u>	<u>11,674,661</u>
-	-	-	1,592,171	-	1,592,171
2,553,095	4,371,982	59,184	2,779,003	5,085,194	16,066,613
1,190,300	680,714	-	1,157,335	-	3,028,349
-	-	-	-	-	620,855
<u>2,222,679</u>	<u>773,709</u>	<u>2,347,886</u>	<u>(102,532)</u>	<u>11,582,972</u>	<u>22,773,972</u>
<u>\$ 5,966,074</u>	<u>\$ 5,826,405</u>	<u>\$ 2,407,070</u>	<u>\$ 3,833,806</u>	<u>\$ 16,668,166</u>	<u>\$ 42,489,789</u>

LAFAYETTE CITY-PARISH CONSOLIDATED GOVERNMENT
Lafayette, Louisiana

Combining Statement of Activities - Nonmajor Discretely Presented Component Units
For the Year Ended October 31, 2014

	<u>Downtown Development Authority</u>	<u>Firemen's Pension and Relief Fund</u>	<u>Police Pension and Relief Fund</u>	<u>City Court of Lafayette</u>	<u>Marshal - City Court of Lafayette</u>
Expenses	\$ 428,085	\$ 298,975	\$ 311,638	\$ 2,644,272	\$487,036
Program revenues:					
Charges for services	-	-	-	643,892	372,248
Operating grants and contributions	26,739	-	311,238	2,168,823	-
Capital grants and contributions	-	-	-	-	-
Total program revenues	<u>26,739</u>	<u>-</u>	<u>311,238</u>	<u>2,812,715</u>	<u>372,248</u>
Net program revenues (expenses)	<u>(401,346)</u>	<u>(298,975)</u>	<u>(400)</u>	<u>168,443</u>	<u>(114,788)</u>
General revenues:					
Taxes-					
Property	427,728	-	-	-	-
Investment earnings	1,081	193	-	3,981	331
Gain (loss) on disposal of capital assets	-	-	-	(1,107)	-
Miscellaneous	13	-	400	-	-
Total general revenues	<u>428,822</u>	<u>193</u>	<u>400</u>	<u>2,874</u>	<u>331</u>
Change in net position	27,476	(298,782)	-	171,317	(114,457)
Net position, beginning , as restated	<u>1,145,189</u>	<u>385,980</u>	<u>-</u>	<u>6,078,346</u>	<u>393,199</u>
Net position, ending	<u>\$ 1,172,665</u>	<u>\$ 87,198</u>	<u>\$ -</u>	<u>\$ 6,249,663</u>	<u>\$278,742</u>

<u>Lafayette Parish Waterworks District North</u>	<u>Lafayette Parish Waterworks District South</u>	<u>District Attorney of the 15th Judicial District</u>	<u>Lafayette Parish Bayou Vermilion District</u>	<u>Lafayette Parish Communication District</u>	<u>Total</u>
<u>\$ 3,696,583</u>	<u>\$ 1,505,803</u>	<u>\$ 3,857,882</u>	<u>\$ 2,607,496</u>	<u>\$ 3,655,034</u>	<u>\$ 19,492,804</u>
3,710,210	1,783,141	2,496,532	1,002,037	3,451,394	13,459,454
-	-	875,153	43,403	373,347	3,798,703
-	28,883	-	-	129,734	158,617
<u>3,710,210</u>	<u>1,812,024</u>	<u>3,371,685</u>	<u>1,045,440</u>	<u>3,954,475</u>	<u>17,416,774</u>
<u>13,627</u>	<u>306,221</u>	<u>(486,197)</u>	<u>(1,562,056)</u>	<u>299,441</u>	<u>(2,076,030)</u>
-	-	-	1,419,160	-	1,846,888
5,292	4,256	11,041	13,877	12,573	52,625
-	685	-	-	(483)	(905)
<u>1,071</u>	<u>43,656</u>	<u>-</u>	<u>43,132</u>	<u>158,975</u>	<u>247,247</u>
<u>6,363</u>	<u>48,597</u>	<u>11,041</u>	<u>1,476,169</u>	<u>171,065</u>	<u>2,145,855</u>
19,990	354,818	(475,156)	(85,887)	470,506	69,825
<u>5,946,084</u>	<u>5,471,587</u>	<u>2,882,226</u>	<u>3,919,693</u>	<u>16,197,660</u>	<u>42,419,964</u>
<u>\$ 5,966,074</u>	<u>\$ 5,826,405</u>	<u>\$ 2,407,070</u>	<u>\$ 3,833,806</u>	<u>\$ 16,668,166</u>	<u>\$ 42,489,789</u>



Lafayette
CONSOLIDATED GOVERNMENT

LAFAYETTE CITY-PARISH CONSOLIDATED GOVERNMENT
Lafayette, Louisiana

Statement of Revenues, Expenses, and Changes in
Fund Net Position
Utilities System Fund
For the Year Ended October 31, 2014

	Electric	Water	Sewer	Total
Operating revenues:				
General customers	\$ 84,731,476	\$ 12,533,032	\$ 27,069,321	\$ 124,333,829
Municipality	967,559	110,880	150,915	1,229,354
Sales to other public utilities	160,062	-	-	160,062
Other sales to public authorities	4,669,594	4,582,574	1,074,254	10,326,422
Interdepartmental sales	1,380,679	56,799	21,906	1,459,384
Fuel clause adjustment	105,375,604	-	-	105,375,604
Miscellaneous	3,965,876	566,985	263,562	4,796,423
Total operating revenues	201,250,850	17,850,270	28,579,958	247,681,078
Operating expenses:				
Production and collection	113,573,016	4,991,122	3,880,104	122,444,242
Distributions and treatment	18,586,214	2,312,791	6,775,612	27,674,617
Customers' accounting and collecting	2,780,633	1,084,142	1,161,544	5,026,319
Sales promotion expenses	27,181	-	-	27,181
Administrative and general	12,331,938	4,472,478	5,489,786	22,294,202
Transfers to City in lieu of taxes	16,416,311	2,103,636	3,553,887	22,073,834
Amortization of utilities plant acquisition adjustments	1,646,801	-	-	1,646,801
Depreciation	13,467,734	3,947,778	4,714,518	22,130,030
Total operating expenses	178,829,828	18,911,947	25,575,451	223,317,226
Operating income (loss)	\$ 22,421,022	\$ (1,061,677)	\$ 3,004,507	24,363,852
Nonoperating revenues (expenses):				
Investment earnings				1,343,980
Interest expense				(9,191,768)
Amortization of debt premiums and loss on refundings, net				1,759,674
Loss on disposal of assets				(250,980)
Federal grant revenue				656,112
Other, net				(82,830)
Total nonoperating revenues (expenses)				(5,765,812)
Change in net position				18,598,040
Net position, beginning, as restated				479,897,190
Net position, ending				\$ 498,495,230

Statistical Section

LAFAYETTE CITY-PARISH CONSOLIDATED GOVERNMENT
LAFAYETTE, LOUISIANA

STATISTICAL SECTION INDEX
(Unaudited)

This part of Lafayette Consolidated Government's Comprehensive Annual Financial Report presents detailed information as a context for understanding what the information in the Financial Statements, Note Disclosures and Required Supplementary Information says about the City-Parish's overall financial health.

<u>Contents</u>	<u>Pages</u>	<u>Tables</u>
Financial Trends		
These schedules contain trend information to help the reader understand how the City-Parish's financial performance and well-being has changed over time.	194-207	I-VI
Revenue Capacity		
These schedules contain information to help the reader assess the City-Parish's most significant local revenue sources, the sales tax, as well as the property tax.	208-219	VII-XIV
Debt Capacity		
These schedules contain information to help the reader assess the affordability of the City-Parish's current levels of outstanding debt and the City-Parish's ability to issue additional debt in the future.	220-227	XV-XXII
Demographic and Economic Information		
These schedules offer demographic and economic indicators to help the reader understand the environment within which Lafayette Consolidated Government's financial activities take place.	228-229	XXIII-XXIV
Operating Information		
These schedules contain service and infrastructure data to help the reader understand how the information in the City-Parish's financial report relates to the services that the City-Parish provides and the activities it performs.	230-236	XXV-XXVIII

Sources: Unless otherwise noted, the information in these tables is derived from the annual financial reports for fiscal years 2005-2012 and the Comprehensive Annual Financial Reports for fiscal years 2013 and 2014.

LAFAYETTE CITY-PARISH CONSOLIDATED GOVERNMENT
LAFAYETTE, LOUISIANA

GENERAL GOVERNMENTAL REVENUES BY SOURCE (1)
LAST TEN FISCAL YEARS
(Unaudited)

	Fiscal Year Ended October 31,			
	2014	2013	2012	2011
Revenues:				
Taxes (2)	\$ 164,122,324	\$ 159,993,804	\$ 152,061,530	\$ 145,029,781
Licenses and Permits	6,360,360	5,208,865	5,037,516	4,725,364
Intergovernmental	20,466,818	22,353,091	20,567,305	24,771,364
Charges for Services	17,646,804	15,566,964	15,134,266	15,571,006
Fines and Forfeitures	4,607,150	4,225,000	4,069,732	4,573,296
In Lieu of Taxes	22,073,834	22,131,617	21,596,096	19,199,649
Miscellaneous (3)	1,811,911	2,826,792	3,227,829	2,865,117
Total Revenues	<u>\$ 237,089,201</u>	<u>\$ 232,306,133</u>	<u>\$ 221,694,274</u>	<u>\$ 216,735,577</u>

Notes:

- (1) Includes General, Special Revenue and Debt Service Funds.
- (2) Includes General, Sales Tax Capital Improvements, Special Revenue and Debt Service Funds.
- (3) Includes Investment Income and Other Miscellaneous Revenues.

Fiscal Year Ended October 31,					
2010	2009	2008	2007	2006	2005
\$ 140,632,945	\$ 138,300,217	\$ 129,461,636	\$ 123,297,759	\$ 118,900,030	\$ 102,947,731
4,808,467	4,875,340	4,769,836	5,660,704	4,581,615	3,796,346
17,244,297	19,299,081	17,659,906	12,585,676	17,565,873	14,853,522
12,663,361	13,292,700	12,918,002	12,185,706	12,102,789	10,794,224
4,764,127	4,865,015	3,287,729	1,929,493	2,006,482	1,805,183
19,462,860	18,660,233	18,799,006	18,890,738	16,687,779	16,370,372
3,023,334	5,238,034	8,186,087	8,344,933	7,838,142	5,747,223
<u>\$ 202,599,391</u>	<u>\$ 204,530,620</u>	<u>\$ 195,082,202</u>	<u>\$ 182,895,009</u>	<u>\$ 179,682,710</u>	<u>\$ 156,314,601</u>

LAFAYETTE CITY-PARISH CONSOLIDATED GOVERNMENT
LAFAYETTE, LOUISIANA

GENERAL GOVERNMENTAL EXPENDITURES BY FUNCTION (1)
LAST TEN FISCAL YEARS
(Unaudited)

	Fiscal Year Ended October 31,			
	2014	2013	2012	2011
Expenditures				
General Government	\$ 37,097,084	\$ 35,360,933	\$ 33,495,602	\$ 31,694,511
Public Safety	64,709,848	61,700,331	56,544,789	59,944,233
Streets and Drainage	16,505,168	15,862,897	17,997,887	18,465,736
Urban Redevelopment and Housing	1,720,210	5,349,600	3,809,902	2,864,850
Economic Opportunity	1,571,750	1,806,432	1,806,957	2,016,561
Culture and Recreation	21,460,252	21,188,020	20,321,058	21,505,511
Traffic and Transportation	11,283,421	10,971,589	10,627,070	10,398,553
Debt Service	40,828,766	40,468,921	37,713,299	41,429,285
Other	11,232,626	10,940,221	5,286,470	7,662,040
Total Expenditures	<u><u>\$ 206,409,125</u></u>	<u><u>\$ 203,648,944</u></u>	<u><u>\$ 187,603,034</u></u>	<u><u>\$ 195,981,280</u></u>

Notes:

- (1) All General, Special Revenue and Debt Service Fund expenditures including capital outlays and net of reimbursements from other funds.

Fiscal Year Ended October 31,					
2010	2009	2008	2007	2006	2005
\$ 29,018,232	\$ 38,245,123	\$ 33,334,883	\$ 31,508,560	\$ 29,655,982	\$ 28,063,850
55,653,459	46,284,585	45,205,231	39,351,403	37,244,444	37,540,149
15,136,144	15,041,116	18,034,041	11,391,876	10,578,504	9,376,098
1,473,497	1,426,866	1,594,824	2,615,796	2,568,622	3,472,687
2,637,179	1,320,756	1,577,660	2,042,177	4,320,043	2,009,931
18,628,421	18,275,904	16,985,863	16,146,992	15,464,671	14,579,511
8,857,766	7,873,053	5,983,062	5,575,017	5,226,526	5,126,093
38,165,523	38,158,735	42,305,707	38,036,323	38,835,619	36,685,713
5,635,017	4,573,582	3,024,098	2,385,506	6,094,181	3,469,048
<u>\$ 175,205,238</u>	<u>\$ 171,199,720</u>	<u>\$ 168,045,369</u>	<u>\$ 149,053,650</u>	<u>\$ 149,988,592</u>	<u>\$ 140,323,080</u>

LAFAYETTE CITY-PARISH CONSOLIDATED GOVERNMENT
LAFAYETTE, LOUISIANA

NET POSITION BY COMPONENT
LAST TEN FISCAL YEARS
(IN THOUSANDS)
(Unaudited)

	Fiscal Year Ended October 31,			
	2014	2013	2012	2011
Governmental Activities				
Net Investment in Capital Assets	\$ 311,019	\$ 300,526	\$ 301,007	\$ 295,978
Restricted	174,476	170,001	161,372	156,687
Unrestricted (deficit)	(10,965)	(28,122)	(39,408)	(40,184)
Total Governmental Activities Net Position	<u>474,530</u>	<u>442,405</u>	<u>422,971</u>	<u>412,481</u>
Business-type Activities				
Net Investment in Capital Assets	311,982	301,464	300,397	301,825
Restricted	133,086	124,301	119,518	129,462
Unrestricted	77,913	74,657	76,563	61,562
Total Business-type Activities Net Position	<u>522,981</u>	<u>500,422</u>	<u>496,478</u>	<u>492,849</u>
Primary Government				
Net Investment in Capital Assets	623,001	601,990	601,404	597,803
Restricted	307,562	294,302	280,890	286,149
Unrestricted	66,948	46,535	37,155	21,378
Total Primary Government Net Position	<u>\$ 997,511</u>	<u>\$ 942,827</u>	<u>\$ 919,449</u>	<u>\$ 905,330</u>

Fiscal Year Ended October 31,					
2010	2009	2008	2007	2006	2005
\$ 281,039	\$ 252,349	\$ 242,136	\$ 231,924	\$ 224,093	\$ 220,750
134,709	130,371	121,068	110,451	89,583	57,838
<u>(17,022)</u>	<u>(7,688)</u>	<u>(5,646)</u>	<u>(6,736)</u>	<u>(18,590)</u>	<u>(23,857)</u>
<u>398,726</u>	<u>375,032</u>	<u>357,558</u>	<u>335,639</u>	<u>295,086</u>	<u>254,731</u>
319,824	327,277	303,670	304,000	289,047	300,796
102,441	115,851	156,678	129,081	122,843	116,713
<u>66,368</u>	<u>59,517</u>	<u>44,384</u>	<u>55,190</u>	<u>55,147</u>	<u>33,934</u>
<u>488,633</u>	<u>502,645</u>	<u>504,732</u>	<u>488,271</u>	<u>467,037</u>	<u>451,443</u>
600,863	579,626	545,806	535,924	513,140	521,546
237,150	246,222	277,746	239,532	212,426	174,551
<u>49,346</u>	<u>51,829</u>	<u>38,738</u>	<u>48,454</u>	<u>36,557</u>	<u>10,077</u>
<u><u>\$ 887,359</u></u>	<u><u>\$ 877,677</u></u>	<u><u>\$ 862,290</u></u>	<u><u>\$ 823,910</u></u>	<u><u>\$ 762,123</u></u>	<u><u>\$ 706,174</u></u>

LAFAYETTE CITY-PARISH CONSOLIDATED GOVERNMENT
LAFAYETTE, LOUISIANA

CHANGES IN NET POSITION
LAST TEN FISCAL YEARS
(IN THOUSANDS)
(Unaudited)

Expenses	Fiscal Year Ended October 31,			
	2014	2013	2012	2011
Governmental activities -				
General government	\$ 38,819	\$ 37,185	\$ 41,906	\$ 36,753
Public safety	67,334	65,644	61,738	64,478
Traffic & transportation	13,108	13,481	13,025	13,185
Streets & drainage	21,108	21,494	23,717	23,189
Urban redevelopment & housing	1,737	5,387	3,921	2,916
Culture & recreation	23,687	24,380	23,427	24,635
Health & welfare	1,009	1,055	786	699
Economic opportunity	329	318	325	361
Economic development & assistance	1,682	2,012	1,972	2,171
Conservation of natural resources	-	-	-	-
Unallocated depreciation	17,269	17,004	16,577	16,043
Interest on long-term debt	18,701	19,317	21,099	20,595
Total governmental activities	<u>204,783</u>	<u>207,276</u>	<u>208,493</u>	<u>205,025</u>
Business-type activities -				
Electric	165,530	159,499	158,507	173,441
Water	17,613	16,809	17,196	16,522
Sewer	23,128	22,224	22,564	21,360
Fiber Optics	-	-	-	-
Coal-fired electric plant	35,766	59,054	52,600	53,329
Animal shelter control program	57,398	13,411	1,841	1,452
Solid waste collection services	13,493	1,453	12,653	12,500
Communications system	1,308	37,206	35,607	33,567
CNG service station	188	101	-	-
Total business-type activities	<u>314,424</u>	<u>309,758</u>	<u>300,968</u>	<u>312,170</u>
Total primary government expenses	<u>519,207</u>	<u>517,034</u>	<u>509,461</u>	<u>517,195</u>
Program Revenues				
Governmental activities -				
Charges for Services:				
General Government	13,019	9,152	9,013	9,289
Public Safety	3,196	2,951	5,396	4,994
Culture and Recreation	6,028	6,357	5,781	6,732
Other	3,394	3,611	1,292	1,118
Operating Grants and Contributions	15,719	14,610	12,363	12,217
Capital Grants and Contributions	2,852	5,903	4,183	10,180
Total governmental activities program revenues	<u>44,208</u>	<u>42,584</u>	<u>38,028</u>	<u>44,531</u>

Fiscal Year Ended October 31,					
2010	2009	2008	2007	2006	2005
\$ 36,797	\$ 47,828	\$ 38,210	\$ 32,748	\$ 28,023	\$ 32,627
60,055	50,882	53,876	40,539	40,942	41,444
10,807	9,945	7,324	6,964	7,026	7,158
21,724	24,835	22,339	14,617	14,938	13,901
1,806	1,843	1,649	2,366	2,473	3,676
23,127	21,390	19,292	17,618	17,944	17,725
1,817	2,388	1,781	1,796	4,803	2,162
288	1,361	1,591	1,872	4,244	2,066
2,815	1,405	1,376	585	420	1,044
-	103	94	87	82	67
15,073	14,432	13,427	12,002	11,793	11,643
20,403	17,942	18,188	18,457	19,337	18,695
<u>194,711</u>	<u>194,355</u>	<u>179,146</u>	<u>149,652</u>	<u>152,024</u>	<u>152,208</u>
167,585	165,974	182,389	147,873	147,136	165,181
15,366	14,395	13,758	12,506	12,128	9,991
21,441	20,309	19,940	17,642	16,278	14,526
-	-	-	1,478	1,946	2,337
57,590	58,142	57,596	58,643	53,987	47,249
1,431	1,164	952	895	927	670
11,431	12,319	9,608	9,192	8,683	7,607
20,599	10,498	9,247	461	-	-
-	-	-	-	-	-
<u>295,444</u>	<u>282,800</u>	<u>293,489</u>	<u>248,691</u>	<u>241,085</u>	<u>247,562</u>
<u>490,155</u>	<u>477,155</u>	<u>472,635</u>	<u>398,343</u>	<u>393,109</u>	<u>399,770</u>
8,929	9,385	9,089	8,512	4,271	3,511
5,665	6,208	4,239	2,364	2,666	2,315
4,439	5,049	5,344	5,059	5,195	4,121
603	483	349	1,370	1,745	1,357
12,484	16,881	12,812	8,842	15,320	13,033
16,390	5,270	1,132	2,299	360	2,166
<u>48,511</u>	<u>43,276</u>	<u>32,965</u>	<u>28,446</u>	<u>29,556</u>	<u>26,504</u>

LAFAYETTE CITY-PARISH CONSOLIDATED GOVERNMENT
LAFAYETTE, LOUISIANA

CHANGES IN NET POSITION (CONTINUED)
LAST TEN FISCAL YEARS
(IN THOUSANDS)
(Unaudited)

	Fiscal Year Ended October 31,			
	2014	2013	2012	2011
Business-type activities -				
Electric	201,907	189,891	181,495	189,954
Water	17,850	17,499	17,790	18,673
Sewer	28,580	28,617	29,145	29,631
Fiber Optics	-	-	-	-
Communications system	32,150	27,424	24,064	17,011
Coal-fired electric plant	58,882	60,404	58,094	64,048
Solid waste collection services	14,364	13,378	13,297	12,201
Animal shelter control program	406	438	468	477
CNG service station	290	160	-	-
Total business-type activities	<u>354,429</u>	<u>337,812</u>	<u>324,353</u>	<u>331,995</u>
Net (expense)/revenue:				
Governmental activities	(160,575)	(164,692)	(170,465)	(160,494)
Business-type activities	40,005	28,054	23,386	19,825
Total primary government net expense	<u>(120,570)</u>	<u>(136,638)</u>	<u>(147,079)</u>	<u>(140,669)</u>
General Revenues:				
Governmental activities				
Taxes-				
Property	70,488	70,556	65,981	64,322
Sales	90,231	86,055	83,038	77,874
Occupational licenses	2,977	2,930	2,759	2,736
Insurance premium	899	895	806	788
Franchise fees	2,911	2,498	2,398	2,437
Interest and penalties-delinquent taxes	103	135	109	134
Other	76	70	74	88
Grants and contributions not restricted to specific programs	2,052	2,320	4,026	3,724
Investment Earnings	656	598	1,117	1,483
Gain (loss) on sale/disposal of capital assets	(705)	(359)	(2,285)	-
Miscellaneous	2,050	2,534	2,578	2,089
Transfers	20,961	20,970	20,352	18,075
Total governmental activities general revenues and transfers	<u>192,699</u>	<u>189,203</u>	<u>180,955</u>	<u>173,750</u>
Business-type activities				
Investment earnings	1,416	2,002	1,324	2,292
Gain (loss) on sale/disposal of capital assets	(466)	(322)	(950)	(402)
Miscellaneous	2,566	234	221	575
Transfers	(20,961)	(20,970)	(20,352)	(18,075)
Total business-type activities general revenues and transfers	<u>(17,445)</u>	<u>(19,056)</u>	<u>(19,757)</u>	<u>(15,609)</u>
Total primary governmental general revenues and transfers	<u>175,254</u>	<u>170,147</u>	<u>161,198</u>	<u>158,141</u>
Change in Net Position				
Governmental activities	32,124	24,511	10,490	13,256
Business-type activities	22,560	8,998	3,629	4,216
Total primary government net expense	<u>\$ 54,684</u>	<u>\$ 33,509</u>	<u>\$ 14,119</u>	<u>\$ 17,472</u>

Fiscal Year Ended October 31,					
2010	2009	2008	2007	2006	2005
172,477	170,605	199,290	169,696	175,666	187,848
15,607	14,406	14,558	13,394	13,133	13,007
24,434	21,553	23,140	22,172	19,928	15,641
-	-	-	1,867	1,744	1,273
9,415	4,061	2,198	-	-	-
64,654	65,840	61,875	62,412	56,790	46,266
12,017	11,548	10,058	9,179	8,982	8,205
574	448	347	303	312	278
-	-	-	-	-	-
<u>299,178</u>	<u>288,461</u>	<u>311,465</u>	<u>279,023</u>	<u>276,555</u>	<u>272,518</u>
(146,200)	(151,079)	(146,181)	(121,206)	(122,468)	(125,704)
3,734	5,661	17,976	30,332	35,470	24,956
<u>(142,466)</u>	<u>(145,418)</u>	<u>(128,205)</u>	<u>(90,874)</u>	<u>(86,998)</u>	<u>(100,748)</u>
63,627	60,647	47,645	44,332	41,026	37,713
73,765	73,533	78,489	76,274	74,808	63,755
2,599	1,908	1,955	1,869	1,822	1,720
610	682	667	658	611	519
2,602	2,362	2,524	2,357	2,142	2,022
130	151	161	139	148	131
89	73	72	59	34	54
3,977	3,909	3,975	3,808	3,519	3,384
1,697	5,842	10,973	13,564	11,256	4,603
-	-	1,324	677	1,621	(111)
2,282	1,856	2,303	(197)	(89)	2,610
<u>18,528</u>	<u>17,579</u>	<u>18,021</u>	<u>18,209</u>	<u>16,077</u>	<u>15,825</u>
<u>169,905</u>	<u>168,543</u>	<u>168,110</u>	<u>161,749</u>	<u>152,976</u>	<u>132,224</u>
1,845	5,194	11,873	9,101	6,121	1,842
(1,002)	(407)	4,448	-	11	(2)
(62)	95	186	9	(81)	-
<u>(18,528)</u>	<u>(17,579)</u>	<u>(18,021)</u>	<u>(18,209)</u>	<u>(16,077)</u>	<u>(15,825)</u>
<u>(17,746)</u>	<u>(12,697)</u>	<u>(1,513)</u>	<u>(9,099)</u>	<u>(10,027)</u>	<u>(13,984)</u>
<u>152,159</u>	<u>155,846</u>	<u>166,597</u>	<u>152,650</u>	<u>142,949</u>	<u>118,240</u>
23,705	17,464	21,929	40,543	30,508	6,520
(14,012)	(7,036)	16,463	21,233	25,443	10,972
<u>\$ 9,693</u>	<u>\$ 10,428</u>	<u>\$ 38,392</u>	<u>\$ 61,776</u>	<u>\$ 55,951</u>	<u>\$ 17,492</u>

LAFAYETTE CITY-PARISH CONSOLIDATED GOVERNMENT
LAFAYETTE, LOUISIANA

FUND BALANCES, GOVERNMENTAL FUNDS
LAST TEN FISCAL YEARS
(Unaudited)

	Fiscal Year Ended October 31,			
	2014	2013	2012	2011
General Fund (1)				
Pre-GASB 54 (2)				
Reserved	n/a	n/a	n/a	n/a
Designated	n/a	n/a	n/a	n/a
Unreserved, Undesignated	n/a	n/a	n/a	n/a
Post GASB 54 (3)				
Nonspendable	\$ 2,613	\$ 2,583	\$ 1,615	\$ 4,878
Committed	531,077	1,281,910	614,863	598,648
Assigned	1,594,458	1,158,166	5,151,181	7,074,623
Unassigned	34,267,600	26,216,323	18,576,318	8,217,158
Total General Fund	\$ 36,395,748	\$ 28,658,982	\$ 24,343,977	\$ 15,895,307
All Other Governmental Funds				
Pre GASB 54				
Reserved	n/a	n/a	n/a	n/a
Designated	n/a	n/a	n/a	n/a
Unreserved, Undesignated	n/a	n/a	n/a	n/a
Post GASB 54				
Nonspendable	\$ 376,192	\$ 283,208	\$ 268,863	\$ 305,416
Restricted	243,505,858	250,215,757	44,993,763	45,285,579
Committed	209,492	591,089	136,982,615	154,888,184
Assigned	3,152,108	3,165,111	67,200,449	70,768,270
Unassigned		-	-	-
Total all other governmental Funds	\$247,243,650	\$254,255,165	\$249,445,690	\$271,247,449

(1) Combined City and Parish General Funds

(2) Prior to FY2011 implementation of GASB 54, fund balances were classified as Reserved, Designated, and Unreserved/Undesignated

(3) With the implementation of GASB 54 in FY2011 fund balances are reclassified as Nonspendable, Restricted, Committed, Assigned and Unassigned

Fiscal Year Ended October 31,					
2010	2009	2008	2007	2006	2005
\$ 390,957	\$ 64,388	\$ -	\$ 72,383	\$ 301,376	\$ 104,529
21,492,196	18,029,054	20,522,390	15,862,174	13,648,567	12,296,110
3,945,966	12,923,949	13,428,230	17,052,538	13,588,334	8,685,660
n/a	n/a	n/a	n/a	n/a	n/a
n/a	n/a	n/a	n/a	n/a	n/a
n/a	n/a	n/a	n/a	n/a	n/a
n/a	n/a	n/a	n/a	n/a	n/a
<u>\$ 25,829,119</u>	<u>\$ 31,017,391</u>	<u>\$ 33,950,620</u>	<u>\$ 32,987,095</u>	<u>\$ 27,538,277</u>	<u>\$ 21,086,299</u>
\$ 84,732,235	\$ 69,511,740	\$ 76,076,474	\$ 94,776,218	\$ 93,418,911	\$ 68,702,645
107,076,206	118,063,862	73,007,879	74,510,716	81,639,740	118,146,572
38,173,461	47,750,127	29,632,438	28,206,342	21,865,865	17,936,295
n/a	n/a	n/a	n/a	n/a	n/a
n/a	n/a	n/a	n/a	n/a	n/a
n/a	n/a	n/a	n/a	n/a	n/a
n/a	n/a	n/a	n/a	n/a	n/a
<u>\$229,981,902</u>	<u>\$235,325,729</u>	<u>\$178,716,791</u>	<u>\$197,493,276</u>	<u>\$196,924,516</u>	<u>\$204,785,512</u>

LAFAYETTE CITY-PARISH CONSOLIDATED GOVERNMENT
LAFAYETTE, LOUISIANA

CHANGES IN FUND BALANCES OF GOVERNMENTAL FUNDS
LAST TEN FISCAL YEARS
(IN THOUSANDS)
(Unaudited)

	Fiscal Year Ended October 31,			
	2014	2013	2012	2011
Revenues				
Taxes	\$ 186,196	\$ 182,125	\$ 173,658	\$ 164,229
Licenses and permits	6,360	5,209	5,038	4,725
Intergovernmental	20,467	22,353	20,572	26,122
Charges for services	17,647	15,567	15,134	15,571
Fines and forfeits	4,607	4,225	4,070	4,573
Investments earnings	637	581	1,086	1,435
Miscellaneous revenues	2,053	2,537	2,582	2,093
Total revenues	<u>237,967</u>	<u>232,597</u>	<u>222,140</u>	<u>218,749</u>
Expenditures				
Current:				
General government	38,265	36,881	38,072	36,104
Public safety	65,718	62,835	57,616	61,131
Traffic and transportation	11,739	11,904	10,735	11,816
Streets and drainage	20,472	20,419	22,314	22,152
Urban redevelop and housing	1,720	5,349	3,810	2,865
Culture and recreation	21,972	22,274	21,120	22,346
Health and welfare	940	4,373	707	617
Economic opportunity	337	319	323	352
Economic dev and assist	1,235	1,532	1,484	1,665
Conservation of natural resources	-	-	-	-
Debt service:				
Principal retirement	22,055	20,580	18,265	20,320
Interest and fiscal charges	18,255	19,889	18,467	20,620
Debt issuance costs	519	270	981	1,156
Transfer to paying agents	-	-	-	-
Capital outlay	32,811	31,977	43,494	48,227
Total expenditures	<u>236,038</u>	<u>238,601</u>	<u>237,388</u>	<u>249,371</u>
Excess(deficiency) of revenues over(under) expenditures	<u>1,929</u>	<u>(6,004)</u>	<u>(15,248)</u>	<u>(30,622)</u>
Other financing sources (uses)				
Proceeds from issuance of debt	29,930	15,690	102,055	101,600
Premium on issuance of debt	3,192	1,263	3,459	2,949
Payment to escrow agent	(33,075)	-	(104,525)	(41,945)
Transfers in	27,842	31,272	27,809	100,625
Transfers out	(29,093)	(32,436)	(26,903)	(101,754)
Sale of capital assets	-	-	-	-
Total other financing sources (uses)	<u>(1,204)</u>	<u>15,789</u>	<u>1,895</u>	<u>61,476</u>
Net change in fund balances	<u>\$ 725</u>	<u>\$ 9,785</u>	<u>\$ (13,353)</u>	<u>\$ 30,854</u>
Debt service as a percentage of non-capital expenditures	25.1%	24.6%	24.1%	26.5%

Fiscal Year Ended October 31,					
2010	2009	2008	2007	2006	2005
\$ 160,096	\$ 156,960	\$ 148,261	\$ 142,188	\$ 135,588	\$ 119,318
4,808	4,875	4,770	5,661	4,582	3,796
32,851	26,060	17,920	14,563	18,947	17,989
12,663	13,293	12,918	12,186	12,103	10,794
4,764	4,865	3,288	1,929	2,006	1,805
1,646	5,495	10,155	12,880	10,847	4,507
2,285	1,860	2,307	1,827	3,154	3,897
<u>219,114</u>	<u>213,408</u>	<u>199,618</u>	<u>191,234</u>	<u>187,227</u>	<u>162,107</u>
34,405	46,385	36,781	35,222	32,788	32,505
55,905	47,588	46,507	39,939	37,556	37,863
9,225	8,824	6,512	6,388	6,009	6,164
20,157	23,702	21,510	14,516	13,620	12,324
1,501	1,427	1,595	2,617	2,569	3,473
20,482	18,844	17,699	16,897	16,280	16,062
1,735	1,982	1,712	1,722	4,724	2,081
204	1,321	1,578	2,042	4,320	2,010
2,433	1,076	1,218	587	382	761
-	103	94	87	82	67
17,705	20,745	19,765	19,800	18,908	17,643
20,461	17,414	22,541	18,001	19,635	18,402
-	-	-	-	-	-
-	-	-	236	293	641
<u>44,494</u>	<u>30,787</u>	<u>40,462</u>	<u>46,063</u>	<u>31,449</u>	<u>20,952</u>
<u>228,708</u>	<u>220,198</u>	<u>217,974</u>	<u>204,118</u>	<u>188,614</u>	<u>170,946</u>
<u>(9,594)</u>	<u>(6,790)</u>	<u>(18,356)</u>	<u>(12,884)</u>	<u>(1,387)</u>	<u>(8,839)</u>
-	61,550	-	53,645	23,500	106,890
-	-	-	-	-	-
-	-	-	(34,195)	(23,014)	(65,130)
89,762	105,379	97,024	91,349	88,536	75,833
(90,700)	(106,465)	(97,805)	(91,973)	(89,118)	(79,780)
-	-	1,324	76	76	15
<u>(938)</u>	<u>60,465</u>	<u>543</u>	<u>18,901</u>	<u>(22)</u>	<u>37,829</u>
<u>\$ (10,532)</u>	<u>\$ 53,675</u>	<u>\$ (17,813)</u>	<u>\$ 6,017</u>	<u>\$ (1,409)</u>	<u>\$ 28,990</u>
26.1%	25.2%	31.3%	31.7%	32.8%	32.4%

LAFAYETTE CITY-PARISH CONSOLIDATED GOVERNMENT
LAFAYETTE, LOUISIANA

GENERAL GOVERNMENTAL TAX REVENUES BY SOURCE
LAST TEN FISCAL YEARS
(IN THOUSANDS)
(Unaudited)

	Fiscal Year Ended October 31,			
	2014	2013	2012	2011
Tax Revenues:				
Ad Valorem Taxes-				
City	\$ 24,136	\$ 23,225	\$ 19,430	\$ 18,761
Parish	46,352	47,331	46,551	45,561
Interest and Penalty	103	135	109	222
Franchise Fees	2,987	2,568	2,472	2,437
Fire Insurance Rebate	899	895	806	788
Parish Sales Tax	6,676	6,364	6,102	5,588
City Sales Taxes-				
1961 Sales Tax	44,213	42,305	40,815	38,184
1985 Sales Tax	37,533	36,014	34,658	32,509
TIF Districts	1,224	1,157	1,118	981
Total Tax Revenues	\$164,123	\$159,994	\$152,061	\$145,031

Fiscal Year Ended October 31,					
2010	2009	2008	2007	2006	2005
\$ 18,563	\$ 17,855	\$ 14,370	\$ 15,298	\$ 14,695	\$ 13,944
45,064	42,792	33,275	29,035	26,332	23,768
130	151	161	139	148	131
2,602	2,435	2,596	2,357	2,142	2,022
610	682	667	658	611	519
4,966	5,937	6,966	6,301	6,539	5,028
36,746	36,416	38,057	37,076	36,362	30,602
31,068	31,407	33,025	32,434	32,072	26,934
796	624	343	-	-	-
<u>\$ 140,545</u>	<u>\$ 138,299</u>	<u>\$ 129,460</u>	<u>\$ 123,298</u>	<u>\$ 118,901</u>	<u>\$ 102,948</u>

LAFAYETTE CITY-PARISH CONSOLIDATED GOVERNMENT
LAFAYETTE, LOUISIANA

ASSESSED AND ESTIMATED ACTUAL VALUE OF TAXABLE PROPERTY
(PER 1,000 of ASSESSED VALUE)
LAST TEN FISCAL YEARS
(Unaudited)

LAFAYETTE PARISH

Assessment Year	Residential Commercial Land	Residential Property	Commercial Property	Public Service
2004	\$ 171,328,974	\$496,145,517	\$ 481,329,185	\$ 62,312,450
2005	181,252,490	524,105,319	516,152,495	64,488,850
2006	192,974,126	550,646,588	567,654,432	63,264,000
2007	206,164,889	579,485,586	619,717,715	62,782,680
2008	276,115,115	789,039,606	703,474,411	65,230,500
2009	280,285,202	822,113,500	749,585,243	65,366,660
2010	281,458,319	842,527,004	783,298,584	65,389,240
2011	285,757,222	863,409,152	776,886,861	66,165,640
2012	296,873,911	894,531,073	859,019,188	71,009,780
2013	306,613,968	927,185,878	918,824,808	76,694,460

CITY OF LAFAYETTE

Assessment Year	Assessed Value	Estimated Actual Value	Ratio of Assessed to Estimated Actual Value
2004	785,154,517	N/A	N/A
2005	825,433,861	N/A	N/A
2006	862,702,918	N/A	N/A
2007	902,868,405	N/A	N/A
2008	1,119,738,724	N/A	N/A
2009	1,159,581,267	N/A	N/A
2010	1,167,449,766	N/A	N/A
2011	1,218,675,373	N/A	N/A
2012	1,298,554,207	N/A	N/A
2013	1,347,375,057	N/A	N/A

(1) The difference in total assessed value and total taxable value is due to a homestead exemption of \$75,000 this applies only to Lafayette Parish.

Note: The following are the assessment rates:

Land, net of homestead exemptions	10%
Residential, net of homestead exemptions	10%
All others	15%

Source: Lafayette Parish Tax Assessor-Abstract of Assessment/
Grand Recapitulation of the Assessment Roll

<u>Agriculture</u>	<u>Total Assessed Value</u>	<u>Less Exempt Property</u>	<u>Total Taxable Value</u>	<u>Estimated Actual Value</u>	<u>Total Direct Tax Rate</u>
\$ 2,648,073	\$ 1,213,764,199	\$ 288,630,372	\$ 925,133,827	\$ 8,505,518,283	98.11
2,587,986	1,288,587,140	295,643,875	992,943,265	9,031,412,253	98.54
2,509,305	1,377,048,451	301,960,704	1,075,087,747	9,671,383,822	98.54
2,485,637	1,470,636,507	311,232,977	1,159,403,530	10,081,193,933	98.96
2,489,091	1,836,348,723	333,918,537	1,502,430,186	12,736,135,507	98.38
2,455,171	1,919,805,776	339,485,535	1,580,320,241	13,305,595,350	98.72
2,442,892	1,975,116,039	345,680,685	1,629,435,354	13,677,849,363	98.32
2,416,669	1,994,635,544	350,895,141	1,643,740,403	13,817,045,663	98.46
2,191,128	2,123,625,080	355,651,988	1,767,973,082	14,680,985,463	96.91
2,155,106	2,231,474,220	358,487,313	1,872,986,907	15,394,428,647	96.32

LAFAYETTE CITY-PARISH CONSOLIDATED GOVERNMENT

LAFAYETTE, LOUISIANA

DIRECT AND OVERLAPPING PROPERTY TAX RATES

(PER \$1,000 OF ASSESSED VALUE)

LAST TEN FISCAL YEARS

(Unaudited)

Lafayette City-Parish Consolidated Government											
Fiscal Year	City of Lafayette			Lafayette Parish			Lafayette Parish School Board			Other	Total
	Operating Millage	Debt Service Millage	Total City Millage	Operating Millage	Debt Service Millage	Total Parish Millage	Operating Millage	Debt Service Millage	Total School Board Millage		
2005	9.63	8.18	17.81	25.76	2.50	28.26	33.56	0.72	34.28	33.95	114.30
2006	9.63	8.18	17.81	26.12	2.90	29.02	33.56	0.69	34.25	34.84	115.92
2007	9.63	8.18	17.81	26.12	3.50	29.62	33.04	0.52	33.56	34.84	115.83
2008	9.63	8.18	17.81	26.39	3.50	29.89	33.56	0.19	33.75	35.32	116.77
2009	9.66	8.18	17.84	26.56	3.50	30.06	33.75	-	33.75	34.76	116.41
2010	9.76	8.18	17.94	26.66	3.40	30.06	30.56	-	30.56	35.10	113.66
2011	9.76	8.18	17.94	26.66	3.00	29.66	33.56	-	33.56	35.50	116.66
2012	9.76	8.18	17.94	26.66	3.00	29.66	33.56	-	33.56	35.50	116.66
2013	9.76	8.18	17.94	26.61	3.00	29.61	33.56	-	33.56	34.14	115.25
2014	9.76	8.18	17.94	24.67	3.00	27.67	33.56	-	33.56	34.14	113.31

LAFAYETTE CITY-PARISH CONSOLIDATED GOVERNMENT

LAFAYETTE, LOUISIANA

PARISH PROPERTY TAX RATES
 (Per \$1,000 of Assessed Value)
 LAST TEN FISCAL YEARS OF COLLECTION
 (Unaudited)

	<u>2013</u>	<u>2012</u>	<u>2011</u>	<u>2010</u>	<u>2009</u>	<u>2008</u>	<u>2007</u>	<u>2006</u>	<u>2005</u>	<u>2004</u>
Parish Tax	3.05	3.05	3.05	3.05	3.05	3.05	3.05	3.05	3.05	3.05
Parish Tax (Exempted Municipalities)	1.52	1.52	1.52	1.52	1.52	1.52	1.52	1.52	1.52	1.52
Airport Maintenance	1.71	1.71	1.71	1.71	1.71	1.71	1.71	1.71	1.71	1.71
Courthouse & Jail Maintenance	2.34	2.34	2.34	2.34	2.34	2.34	2.25	2.25	2.25	2.25
Bridge and Maintenance	4.17	4.17	4.17	4.17	4.17	4.17	4.17	4.01	4.01	4.01
Health Unit	n/a	0.94	0.99	0.99	0.99	0.99	0.99	0.99	0.99	0.99
Juvenile Detention Home Maint	1.17	1.17	1.17	1.17	1.17	1.13	1.13	1.13	1.13	1.13
Drainage Maint	3.34	3.34	3.34	3.34	3.34	3.34	3.34	3.34	3.34	3.34
Teche Vermilion Fresh	1.45	1.45	1.50	1.26	1.26	1.26	1.48	1.00	1.00	1.00
Minimum Security Facility Maint	2.06	2.06	2.06	2.06	2.06	2.06	1.98	1.98	1.98	1.98
Public Improvement Bonds (B&I)	3.00	3.00	3.00	3.00	3.40	3.50	3.50	3.50	3.50	2.50
Mosquito Abatement	0.50	1.50	1.50	1.50	1.50	1.50	1.50	1.50	1.50	1.50
School Tax (Constitutional)	4.59	4.59	4.59	4.59	4.59	4.59	4.59	4.59	4.59	4.59
Special School Tax	7.27	7.27	7.27	7.27	7.27	7.27	7.27	7.27	7.27	7.27
Special School Impr Maint Op	5.00	5.00	5.00	5.00	5.00	5.00	5.00	5.00	5.00	5.00
School District #1 (B&I)	n/a	n/a	n/a	n/a	n/a	n/a	0.19	0.52	0.52	0.72
Law Enforcement District	16.79	16.79	16.79	16.79	16.79	16.79	16.79	16.79	16.79	16.79
School-1985 Operation	16.70	16.70	16.70	16.70	16.70	16.70	16.70	16.70	16.70	16.70
Assessment District	1.56	1.56	1.56	1.56	1.56	1.56	1.56	1.56	1.56	1.56
LEDA	1.82	1.82	1.92	1.92	1.92	1.58	1.92	1.92	1.92	1.79
Lafayette Parish Bayou Vermilion (B&I)	0.10	0.10	0.10	0.20	0.20	0.20	0.20	0.20	0.20	0.20
Lafayette Parish Bayou Vermilion Maint	0.75	0.75	0.75	0.75	0.75	0.75	0.75	0.75	0.75	0.75
Library	6.52	6.52	6.52	6.52	6.52	6.46	6.46	6.35	6.35	5.99
Sub-District of DDA	<u>10.91</u>	<u>10.91</u>	<u>10.91</u>	<u>10.91</u>	<u>10.91</u>	<u>10.91</u>	<u>10.91</u>	<u>10.91</u>	<u>10.91</u>	<u>10.15</u>
Total	<u>96.32</u>	<u>98.26</u>	<u>98.46</u>	<u>98.32</u>	<u>98.72</u>	<u>98.38</u>	<u>98.96</u>	<u>98.54</u>	<u>98.54</u>	<u>96.49</u>

Source: Lafayette Parish Tax Assessor - Grand Recapitulation of the Assessment Roll.

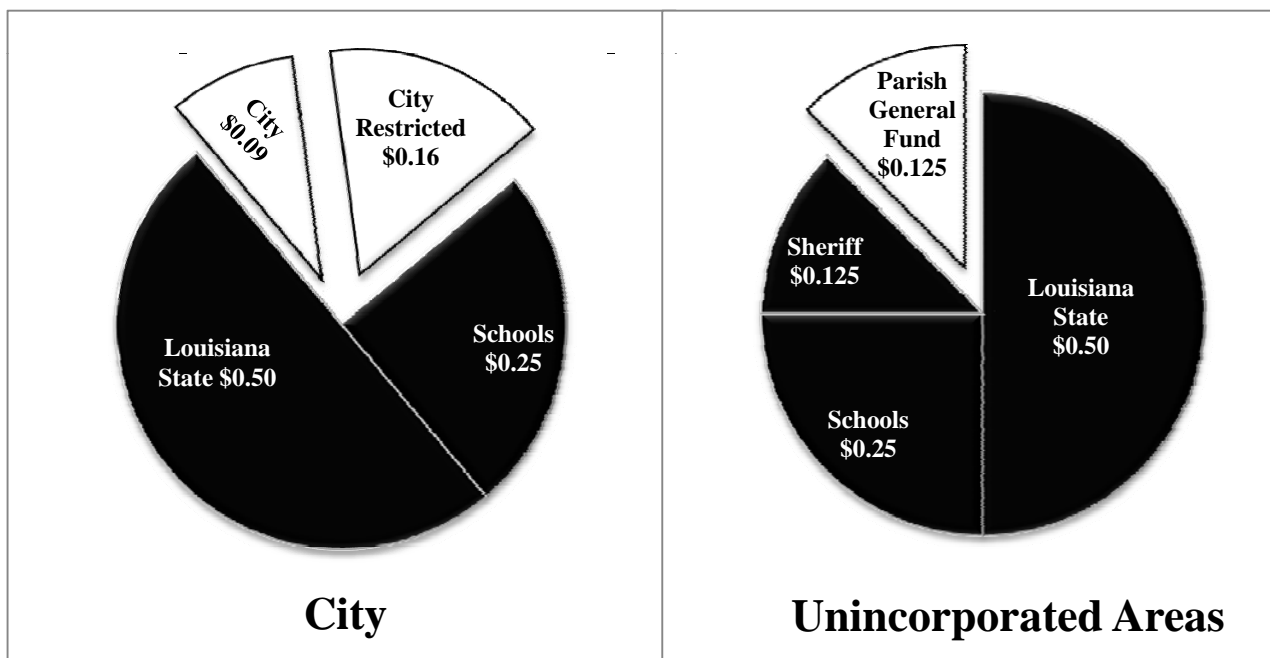
Note: Does not include taxes levied within municipal boundaries.

LAFAYETTE CITY-PARISH CONSOLIDATED GOVERNMENT
LAFAYETTE, LOUISIANA

GOVERNMENTAL FUNDS GROSS SALES TAX REVENUE
LAST TEN FISCAL YEARS
(Unaudited)

Fiscal Year	City Sales Tax 1961 1%	City Sales Tax 1985 1%	TIF Districts 1%	Parish Sales Tax 1%	Total Sales Taxes
2005	\$ 30,601,574	\$ 26,933,527	\$ -	\$ 5,027,954	\$62,563,055
2006	36,361,502	32,071,918	-	6,538,824	74,972,244
2007	37,075,911	32,433,958	-	6,301,022	75,810,891
2008	38,057,298	33,025,413	343,076	6,966,245	78,392,032
2009	36,415,884	31,407,442	624,395	5,937,471	74,385,192
2010	36,745,809	31,067,606	796,286	4,965,904	73,575,605
2011	38,183,698	32,509,068	981,058	5,574,284	77,248,108
2012	40,814,786	34,659,644	1,117,970	6,101,929	82,694,329
2013	42,304,925	36,014,309	1,156,773	6,363,562	85,839,569
2014	44,212,574	37,532,841	1,224,206	6,675,866	89,645,487

Source: Sales Tax Department





Lafayette
CONSOLIDATED GOVERNMENT

LAFAYETTE CITY-PARISH CONSOLIDATED GOVERNMENT
LAFAYETTE, LOUISIANA

PRINCIPAL TAXPAYERS - LAFAYETTE PARISH
CURRENT AND NINE YEARS AGO
(Unaudited)

Taxpayer	Type of Business	December 31, 2013			December 31, 2004		
		Assessed Value	Rank	Percent of Total Assessed Valuation	Assessed Value	Rank	Percent of Total Assessed Valuation
Franks Casing	Oilfield Service	\$ 40,267,480	1	1.80%	--	--	--
A T & T / Bellsouth	Communications	22,951,077	2	1.03%	\$ 29,268,500	1	2.41%
P H I Inc.	Oilfield Services	20,550,805	3	0.92%	--	--	--
Schlumberger	Oilfield Services	18,993,752	4	0.85%	--	--	--
Stuller Inc.	Manufacturing	17,873,808	5	0.80%	13,082,920	2	1.08%
Halliburton	Oilfield Services	17,072,734	6	0.77%	8,497,830	7	0.70%
Wal Mart / Sams	Retail Services	13,996,289	7	0.63%	10,172,940	5	0.84%
Southwest La Electric (SLEMCO)	Utilities	13,637,100	8	0.61%	8,883,050	6	0.73%
Iberiabank	Financial Services	13,115,578	7	0.59%	11,681,970	3	0.96%
Offshore Energy	Oilfield Services	13,067,493	10	0.59%	--	--	--
Bank One Louisiana NA	Financial Services	--	--	--	10,616,135	4	0.87%
Columbia Hospitals	Medical	--	--	--	7,366,240	8	0.61%
Baker Hughes Oil Field	Oilfield services	--	--	--	6,681,290	9	0.55%
Cox Communications	Communications	--	--	--	6,495,610	10	0.54%
Totals		<u>\$ 191,526,116</u>		<u>8.59%</u>	<u>\$ 112,746,485</u>		<u>9.29%</u>
Parish's total assessed value for 2013		<u>\$ 2,231,474,220</u>					
Parish's total assessed value for 2004		<u>\$ 1,213,764,199</u>					

Source: Lafayette Parish Assessor

LAFAYETTE CITY-PARISH CONSOLIDATED GOVERNMENT
LAFAYETTE, LOUISIANA

PROPERTY TAX LEVIES AND COLLECTIONS
LAST TEN FISCAL YEARS
(Unaudited)

Year Ended October 31,	Total Tax Levy	Current Tax Collections	Percent of Current Taxes Collected	Delinquent Tax Collections	Total Tax Collections	Percent of Total Tax Collections to Total Tax Levy	Outstanding Delinquent Taxes (1)	Percent of Delinquent Taxes to Total Tax Levy
City of Lafayette (Dollars in thousands)-								
2004	\$ 12,762	\$ 12,714	99.62%	\$ 30	\$ 12,744	99.86%	\$ 376	2.95%
2005	13,984	13,926	99.59%	18	13,944	99.71%	416	2.97%
2006	14,701	14,632	99.53%	62	14,694	99.95%	422	2.87%
2007	15,365	15,287	99.49%	11	15,298	99.56%	489	3.18%
2008	16,080	16,017	99.61%	30	16,047	99.79%	522	3.25%
2009	19,976	19,879	99.51%	60	19,939	99.81%	563	2.82%
2010	20,803	20,703	99.52%	26	20,729	99.64%	637	3.06%
2011	20,944	20,827	99.44%	113	20,940	99.98%	641	3.06%
2012	21,841	21,728	99.48%	30	21,758	99.62%	627	2.87%
2013	23,383	23,201	99.22%	25	23,226	99.33%	697	2.98%
2014	24,172	24,074	99.59%	62	24,136	99.85%	733	3.03%
Lafayette Parish (Dollars in thousands)-								
2004	\$ 21,362	\$ 21,022	98.41%	\$ 77	\$ 21,099	98.77%	\$ 3,113	14.57%
2005	23,784	23,538	98.97%	135	23,673	99.53%	3,224	13.56%
2006	26,294	26,141	99.42%	86	26,227	99.75%	3,291	12.52%
2007	29,141	28,863	99.05%	79	28,942	99.32%	3,490	11.98%
2008	31,763	31,423	98.93%	32	31,455	99.03%	3,766	11.86%
2009	41,259	40,600	98.40%	39	40,639	98.50%	4,387	10.63%
2010	43,401	42,735	98.47%	105	42,840	98.71%	4,947	11.40%
2011	44,118	43,225	97.98%	93	43,318	98.19%	2,093	4.74%
2012	44,461	43,927	98.80%	230	44,157	99.32%	1,293	2.91%
2013	47,726	47,108	98.71%	79	47,187	98.87%	989	2.07%
2014	46,636	46,187	99.04%	81	46,268	99.21%	450	0.96%

(1) Includes unpaid taxes from prior years.

LAFAYETTE CITY-PARISH CONSOLIDATED GOVERNMENT

LAFAYETTE, LOUISIANA

SUMMARY OF AD VALOREM TAX
ASSESSMENTS AND COLLECTIONS

Year Ended October 31, 2014

(Unaudited)

	City of Lafayette			Lafayette Parish		
	TOTAL	City General Fund *	Recreation & Parks Fund	TOTAL	Parish General Fund	Road & Bridge Maint.
Total assessed valuation- 2013 roll :						
Original roll	\$ 1,351,910,412			\$ 2,231,474,220		
Homestead exemption	-			(358,487,313)		
Additions to roll	2,979,869			-		
Deletions from roll	(7,515,224)			-		
Net tax roll	<u>\$ 1,347,375,057</u>			<u>\$ 1,872,986,907</u>		
Millage	17.94	16.02	1.92	27.67	4.57	4.17
Taxes levied	\$ 24,171,909	\$ 21,584,948	\$ 2,586,960	\$ 46,636,144	\$ 3,369,905	\$ 7,810,368
Collection of prior year taxes	61,502	54,986	6,516	81,254	4,234	20,760
	<u>24,233,411</u>	<u>21,639,934</u>	<u>2,593,476</u>	<u>46,717,398</u>	<u>3,374,139</u>	<u>7,831,128</u>
Taxes collected	<u>24,136,146</u>	<u>21,553,079</u>	<u>2,583,067</u>	<u>46,267,600</u>	<u>3,342,029</u>	<u>7,755,183</u>
Taxes receivable - 2013 roll	97,265	86,855	10,410	449,798	32,110	75,945
Prior years' rolls	635,595	555,774	79,821	-	-	-
Total taxes receivable, October 31, 2014	<u>\$ 732,860</u>	<u>\$ 642,629</u>	<u>\$ 90,231</u>	<u>\$ 449,798</u>	<u>\$ 32,110</u>	<u>\$ 75,945</u>
	<u>Mills</u>					
* General alimony tax	5.42					
Street maintenance tax	1.29					
Maintenance of public buildings	1.13					
Maintenance and operation of fire and police departments	<u>8.18</u>					
Total	<u>16.02</u>					

Lafayette Parish							
Parishwide Drainage <u>Maint.</u>	Adult Correctional Facility <u>Maint.</u>	Lafayette Parish Public Library	Courthouse and Jail <u>Maint.</u>	Juvenile Detention Home <u>Maint.</u>	Health Unit <u>Maint.</u>	Debt Service <u>Contingency</u>	Mosquito <u>Control</u>
3.34	2.06	6.52	2.34	1.17	-	3.00	0.50
\$ 6,255,785	\$ 3,858,359	\$ 12,211,901	\$ 4,382,799	\$ 2,191,407	\$ -	\$ 5,618,980	\$ 936,640
<u>11,157</u>	<u>6,797</u>	<u>21,056</u>	<u>7,725</u>	<u>3,868</u>	<u>2,002</u>	<u>-</u>	<u>3,655</u>
6,266,942	3,865,156	12,232,957	4,390,524	2,195,275	2,002	5,618,980	940,295
<u>6,206,113</u>	<u>3,827,638</u>	<u>12,114,222</u>	<u>4,347,915</u>	<u>2,173,967</u>	<u>2,002</u>	<u>5,567,341</u>	<u>931,190</u>
60,829	37,518	118,735	42,609	21,308	-	51,639	9,105
<u>-</u>	<u>-</u>	<u>-</u>	<u>-</u>	<u>-</u>	<u>-</u>	<u>-</u>	<u>-</u>
<u>\$ 60,829</u>	<u>\$ 37,518</u>	<u>\$ 118,735</u>	<u>\$ 42,609</u>	<u>\$ 21,308</u>	<u>\$ -</u>	<u>\$ 51,639</u>	<u>\$ 9,105</u>

LAFAYETTE CITY-PARISH CONSOLIDATED GOVERNMENT
LAFAYETTE, LOUISIANA

CALCULATION OF LEGAL GENERAL OBLIGATION DEBT MARGIN
LAST TEN FISCAL YEARS
(Unaudited)

City of Lafayette

Fiscal Year	Gross Assessed Value	Any One Purpose	Aggregate All Purpose	Debt Outstanding	Legal Debt Margin
2005	\$ 785,154,517	\$ 78,515,452	\$274,804,081	\$ -	\$274,804,081
2006	825,433,861	82,543,386	288,901,851	-	288,901,851
2007	862,702,918	86,270,292	301,946,021	-	301,946,021
2008	902,868,405	90,286,841	316,003,942	-	316,003,942
2009	1,119,738,724	111,973,872	391,908,553	-	391,908,553
2010	1,159,581,267	115,958,127	405,853,443	-	405,853,443
2011	1,167,449,766	116,744,977	408,607,418	-	408,607,418
2012	1,218,675,373	121,867,537	426,536,381	-	426,536,381
2013	1,298,554,207	129,855,421	454,493,972	-	454,493,972
2014	1,347,375,057	134,737,506	471,581,270	-	471,581,270

Lafayette Parish

Fiscal Year	Gross Assessed Value	Any One Purpose	Aggregate All Purpose	Debt Outstanding	Legal Debt Margin
2005	\$1,213,764,199	\$121,376,420	no limit	\$53,693,000	no limit
2006	1,288,587,140	128,858,714	no limit	51,980,000	no limit
2007	1,377,048,451	137,704,845	no limit	50,265,000	no limit
2008	1,470,636,507	147,063,651	no limit	48,890,000	no limit
2009	1,836,348,723	183,634,872	no limit	47,430,000	no limit
2010	1,919,805,776	191,980,578	no limit	45,890,000	no limit
2011	1,975,116,139	197,511,614	no limit	69,475,000	no limit
2012	1,994,635,544	199,463,554	no limit	66,715,000	no limit
2013	2,123,625,080	212,362,508	no limit	64,245,000	no limit
2014	2,231,474,220	223,147,422	no limit	61,820,000	no limit

Louisiana Revised Statutes limit the Parish's General Obligation bonded debt for other purposes to 10% of the assessed valuation of the taxable property for a single purpose with no limit on the number of purposes. The City may issue general obligation bonded debt in excess of 10% of the assessed valuation of the taxable property for any single purpose provided that the aggregate for all such purposes (determined at the time of issuance of the bonds) does not exceed 35% of the assessed valuation of the taxable property of the City.

LAFAYETTE CITY-PARISH CONSOLIDATED GOVERNMENT
LAFAYETTE, LOUISIANA

OUTSTANDING DEBT BY TYPE
LAST TEN FISCAL YEARS
(IN THOUSANDS)
(Unaudited)

Fiscal Year	Governmental Activities					
	City			Parish		
	Sales Tax Revenue Bonds	Taxable Refunding Bonds	Certificates of Indebtedness	General Obligation	Certificates of Indebtedness	
2005	\$ 309,520	\$ 46,810	\$ -	\$ 53,693	\$ -	
2006	295,110	45,660	-	51,980	-	
2007	296,670	44,465	-	49,115	1,150	
2008	279,520	43,225	-	47,800	1,090	
2009	323,070	41,940	-	46,405	1,025	
2010	308,245	40,600	-	44,935	955	
2011	319,395	39,200	6,000	68,595	880	
2012	305,855	41,235	5,705	66,715	-	
2013	305,400	39,575	5,400	64,245	-	
2014	286,130	37,575	5,080	61,820	-	

Fiscal Year	Business Type		Primary Government			
	Utilities Revenue Bonds	Communications Revenue Bonds	Total Primary Government	Percentage of Personal Income	Per Capita	Personal Income (1)
	2005	\$ 201,256	\$ -	\$ 611,279	8.63%	\$ 3
2006	200,189	-	592,939	7.38%	3	8,035
2007	199,091	114,099	704,590	8.14%	3	8,660
2008	197,950	114,010	683,595	6.92%	3	9,874
2009	196,772	113,829	723,041	7.74%	3	9,336
2010	195,555	113,639	703,929	7.07%	3	9,950
2011	284,063	110,250	828,383	7.84%	4	10,560
2012	274,935	118,490	812,935	7.08%	4	11,477
2013	249,220	115,040	778,880	6.53%	3	11,925
2014	237,865	111,450	739,920	N/A	N/A	N/A

(1) U.S. Department of Commerce: Bureau of Economic Analysis

LAFAYETTE CITY-PARISH CONSOLIDATED GOVERNMENT
LAFAYETTE, LOUISIANA

**RATIO OF NET GENERAL OBLIGATION DEBT TO
ASSESSED VALUE AND NET GENERAL OBLIGATION DEBT PER CAPITA
LAST TEN FISCAL YEARS**
(Unaudited)

<u>Lafayette Parish:</u>		(1)	Gross	Debt	Net	Bonded	Net
Fiscal	(2)	Net Assessed	General	Service	General	Debt	Bonded
Year	Population	Value	Obligation	Monies	Obligation	to Assessed	Debt per
		(In Thousands)	Bonds	Available	Bonds	Value	Capita
2005	197,268	\$ 925,134	\$53,693,000	\$ 1,315,493	\$ 52,377,507	5.66%	\$ 266
2006	197,268	992,943	51,980,000	787,995	51,192,005	5.16%	260
2007	203,462	1,075,097	50,265,000	1,000,132	49,264,868	4.58%	242
2008	208,981	1,159,403	48,890,000	1,479,768	47,410,232	4.09%	227
2009	211,827	1,502,430	47,430,000	3,032,049	44,397,951	2.96%	210
2010	221,578	1,580,320	45,890,000	4,530,453	41,359,547	2.62%	187
2011	221,578	1,629,435	69,475,000	4,368,651	65,106,349	4.00%	294
2012	224,390	1,643,740	66,715,000	3,807,789	62,907,211	3.83%	280
2013	229,080	1,767,973	64,245,000	3,668,442	60,576,558	3.43%	264
2014	230,847	1,872,987	61,820,000	3,826,722	57,993,278	3.10%	251

Notes:

(1) Assessed value is net after homestead exemption and miscellaneous adjustments.

(2) Louisiana Department of Treasury

LAFAYETTE CITY-PARISH CONSOLIDATED GOVERNMENT
LAFAYETTE, LOUISIANA

COMPUTATION OF DIRECT AND OVERLAPPING DEBT

October 31, 2014

(Unaudited)

<u>Governmental Unit</u>	<u>Debt Outstanding</u>	<u>Estimated Percentage Applicable</u>	<u>Amount Applicable to Primary Government</u>
Direct:			
Lafayette Parish Government	\$ 61,820,000	100%	\$ 61,820,000
City of Lafayette	328,785,000	100%	328,785,000
Total Direct:	<u>390,605,000</u>		<u>390,605,000</u>
Overlapping:			
Bayou Vermilion District	1,345,000	100%	1,345,000
Lafayette Parish School Board	94,482,106	100%	94,482,106
Total Overlapping:	<u>95,827,106</u>		<u>95,827,106</u>
Underlying:			
City of Broussard	38,931,321	4.06%	1,580,612
City of Carencro	3,206,000	3.60%	115,416
City of Scott	9,635,000	3.80%	366,130
Town of Youngsville	33,027,000	4.31%	1,423,464
Total Underlying:	<u>\$ 84,799,321</u>		<u>3,485,622</u>
Total overlapping debt			99,312,728
City of Lafayette/Lafayette Parish direct debt			390,605,000
Total Direct and Overlapping Debt			<u><u>\$ 489,917,728</u></u>
<u>Population</u>			
City of Lafayette	126,227	54.68%	
City of Broussard	9,382	4.06%	
City of Carencro	8,306	3.60%	
Town of Duson	1,748	0.76%	
City of Scott	8,766	3.80%	
Town of Youngsville	9,944	4.31%	
Unincorporated Parish	66,474	28.80%	
Lafayette Parish	<u>230,847</u>		

The percentage of overlapping debt applicable is estimated using population. Application percentages were estimated by determining the portion of Municipalities population within the Parish's boundaries and dividing it by the Parish's total population

LAFAYETTE CITY-PARISH CONSOLIDATED GOVERNMENT
LAFAYETTE, LOUISIANA

RATIO OF SALES TAX DEBT COVERAGE
LAST TEN FISCAL YEARS
(Unaudited)

City of Lafayette:

City Sales Tax - 1961

Fiscal Year	Revenue	Less Operating Expenses	Net Available Revenue	Debt Service			Debt Coverage
				Principal	Interest	Total	
2005	\$30,601,574	\$ -	\$30,601,574	\$ 9,225,000	\$ 7,008,086	\$16,233,086	1.89
2006	36,361,502	-	36,361,502	9,690,000	6,511,305	16,201,305	2.24
2007	37,075,911	-	37,075,911	9,735,000	6,945,553	16,680,553	2.22
2008	38,057,298	-	38,057,298	10,190,000	6,423,319	16,613,319	2.29
2009	36,415,884	-	36,415,884	5,730,000	8,265,869	13,995,869	2.60
2010	36,745,809	-	36,745,809	6,875,000	7,909,190	14,784,190	2.49
2011	38,183,698	-	38,183,698	7,010,000	8,514,310	15,524,310	2.46
2012	40,814,786	-	40,814,786	7,910,000	8,465,952	16,375,952	2.49
2013	42,304,925	-	42,304,925	8,630,000	8,637,036	17,267,036	2.45
2014	44,212,574	-	44,212,574	8,975,000	8,164,182	17,139,182	2.58

City Sales Tax - 1985

Fiscal Year	Revenue	Less Operating Expenses	Net Available Revenue	Debt Service			Debt Coverage
				Principal	Interest	Total	
2005	\$26,933,527	\$ -	\$26,933,527	\$ 6,820,000	\$ 7,432,267	\$14,252,267	1.89
2006	32,071,918	-	32,071,918	7,200,000	6,599,732	13,799,732	2.32
2007	32,433,958	-	32,433,958	7,415,000	6,543,088	13,958,088	2.32
2008	33,025,413	-	33,025,413	7,810,000	6,210,493	14,020,493	2.36
2009	31,407,442	-	31,407,442	9,095,000	7,038,477	16,133,477	1.95
2010	31,067,606	-	31,067,606	9,615,000	7,135,870	16,750,870	1.85
2011	32,509,068	-	32,509,068	7,770,000	6,442,054	14,212,054	2.29
2012	34,659,644	-	34,659,644	8,235,000	5,968,065	14,203,065	2.44
2013	36,014,309	-	36,014,309	8,525,000	5,666,953	14,191,953	2.54
2014	37,532,841	-	37,532,841	7,965,000	5,254,999	13,219,999	2.84

Total City Sales Tax

Fiscal Year	Sales Tax Revenue	Less Operating Expenses	Net Available Revenue	Debt Service			Debt Coverage
				Principal	Interest	Total	
2005	\$57,535,101	\$ -	\$57,535,101	\$16,045,000	\$14,440,353	\$30,485,353	1.89
2006	68,433,420	-	68,433,420	16,890,000	13,111,037	30,001,037	2.28
2007	69,509,869	-	69,509,869	17,150,000	13,488,641	30,638,641	2.27
2008	71,082,711	-	71,082,711	18,000,000	12,633,812	30,633,812	2.32
2009	67,823,326	-	67,823,326	14,825,000	15,304,346	30,129,346	2.25
2010	67,813,415	-	67,813,415	16,490,000	15,045,060	31,535,060	2.15
2011	70,692,766	-	70,692,766	14,780,000	14,956,364	29,736,364	2.38
2012	75,474,430	-	75,474,430	16,145,000	14,434,017	30,579,017	2.47
2013	78,319,234	-	78,319,234	17,155,000	14,303,989	31,458,989	2.49
2014	81,745,415	-	81,745,415	16,940,000	13,419,181	30,359,181	2.69

LAFAYETTE CITY-PARISH CONSOLIDATED GOVERNMENT
LAFAYETTE, LOUISIANA

RATIO OF ANNUAL DEBT SERVICE EXPENDITURES FOR GENERAL BONDED DEBT
TO TOTAL GENERAL EXPENDITURES
LAST TEN FISCAL YEARS
(Unaudited)

Fiscal Year	Principal	Interest	Payments To Escrow	Total Debt Service (1)	Total General Expenditures (2)	Ratio Of Debt Service To Total General Expenditures
2005	\$17,643,000	\$ 18,288,655	\$640,610	\$36,572,265	\$140,323,080	26.06%
2006	18,908,000	19,522,944	292,507	38,723,451	149,988,592	25.82%
2007	19,800,000	17,895,958	235,702	37,931,660	149,053,650	25.45%
2008	19,765,000	22,540,707	-	42,305,707	168,045,369	25.18%
2009	20,745,000	17,413,735	-	38,158,735	171,199,720	22.29%
2010	17,705,000	20,460,523	-	38,165,523	175,205,238	21.78%
2011	20,320,000	20,620,451	-	40,940,451	195,981,280	20.89%
2012	18,265,000	18,467,407	-	36,732,407	187,603,034	19.58%
2013	20,580,000	19,888,921	-	40,468,921	203,626,006	19.87%
2014	22,055,000	18,255,078	-	40,468,921	206,409,125	19.61%

Notes:

- (1) Total Debt Service includes general obligation bonds and certificates of indebtedness (including sales tax and special assessment bonds).
- (2) Includes General, Special Revenue and Debt Service Funds.

LAFAYETTE CITY-PARISH CONSOLIDATED GOVERNMENT
LAFAYETTE, LOUISIANA

REVENUE BOND COVERAGE
ELECTRIC, WATER AND SEWER BONDS
LAST TEN FISCAL YEARS
(Unaudited)

Fiscal Year	Operating Revenue (1)	Direct Operating Expenses (2)	Net Revenue Available For Debt Service	Debt Service Requirement			Coverage
				Principal	Interest	Total	
2005	\$222,493,862	\$ 177,901,032	\$44,592,830	\$ 815,000	\$ 9,909,478	\$10,724,478	4.2
2006	215,502,720	153,561,453	61,941,267	840,000	9,885,435	10,725,435	5.8
2007	213,593,462	156,329,581	57,263,881	860,000	9,860,655	10,720,655	5.3
2008	238,964,484	184,399,355	54,565,129	890,000	9,835,285	10,725,285	5.1
2009	209,939,827	169,501,412	40,438,415	915,000	9,809,030	10,724,030	3.8
2010	214,560,614	173,002,757	41,557,857	940,000	9,782,038	10,722,038	3.9
2011	239,442,720	180,840,724	58,601,996	970,000	13,275,228	14,245,228	4.1
2012	222,007,121	166,165,173	55,841,948	1,575,000	13,736,868	15,311,868	3.6
2013	234,524,951	168,415,411	66,109,540	11,865,000	11,052,286	22,917,286	2.9
2014	248,410,288	177,466,560	70,943,728	11,355,000	11,978,915	23,333,915	3.0

Source:

Fiscal Years 2010-2014 from the Consulting Engineer's Report 2015 Lafayette Communications System Revenue Refunding Bond Financing prepared by NewGen Strategies & Solutions, LLC dated March 26, 2015.

Note:

- (1) Includes Interest Income before accruals and adjustments and Miscellaneous Operating Revenues.
Excludes external billing revenues and water tapping fees (components of miscellaneous revenues).
FY 2005-2007 includes Fiber Operating Revenues.
- (2) Excludes depreciation, amortization, and in lieu of tax payment.

LAFAYETTE CITY-PARISH CONSOLIDATED GOVERNMENT
LAFAYETTE, LOUISIANA

REVENUE BOND COVERAGE
COMMUNICATIONS SYSTEM
LAST TEN FISCAL YEARS
(Unaudited)

Fiscal Year	Operating Revenue (1)	Direct Operating Expenses (2)	Balance Available For Debt Service	Debt Service Requirement			Coverage
				Principal	Interest	Total	
2005	N/A	N/A	N/A	N/A	N/A	N/A	N/A
2006	N/A	N/A	N/A	N/A	N/A	N/A	N/A
2007	\$ -	\$ 98,526	\$ (98,526)	\$ -	\$ 1,877,230	\$ 1,877,230	-0.1
2008	2,120,276	3,676,413	(1,556,137)	-	5,494,331	5,494,331	-0.3
2009	5,557,983	6,677,119	(1,119,136)	-	5,494,331	5,494,331	-0.2
2010	9,834,931	10,332,371	(497,440)	-	5,494,331	5,494,331	-0.1
2011	16,752,258	14,756,174	1,996,084	3,190,000	5,494,331	8,684,331	0.2
2012	23,372,570	15,741,515	7,631,055	3,320,000	5,366,731	8,686,731	0.9
2013	26,844,315	17,191,073	9,653,242	3,450,000	5,233,931	8,683,931	1.1
2014	31,641,423	17,591,848	14,049,575	3,590,000	5,844,060	9,434,060	1.5

Source:

Fiscal Years 2010-2014 from the Consulting Engineer's Report 2015 Lafayette Communications System Revenue Refunding Bond Financing prepared by NewGen Strategies & Solutions, LLC dated March 26, 2015.

Note:

- (1) Includes Interest Income before accruals and adjustments and Miscellaneous Operating Revenues.
- (2) Excludes depreciation, amortization, in lieu of tax payment, inter-utility loan payments to LUS, and other miscellaneous expenses.

LAFAYETTE CITY-PARISH CONSOLIDATED GOVERNMENT

LAFAYETTE, LOUISIANA

DEMOGRAPHIC STATISTICS

LAST TEN FISCAL YEARS

(Unaudited)

Fiscal Year	City of Lafayette				Lafayette Parish				Public Schools (3)	
	Estimated Population (4)	Estimated Per Capita Income (1)	Estimated Median Age (2)	Estimated Unemployment Rate (1)	Estimated Population (4)	Estimated Per Capita Income (1)	Estimated Median Age (2)	Estimated Unemployment Rate (1)	Enrollment	Attendance
2005	117,653	N/A	N/A	8.2	197,268	35,062	N/A	8.5	29,112	27,429
2006	119,089	N/A	N/A	3.5	197,268	38,369	N/A	3.4	30,948	29,249
2007	120,835	N/A	N/A	2.3	203,462	40,880	N/A	2.2	30,474	28,962
2008	123,326	39,260	N/A	3.7	208,981	45,896	N/A	3.5	29,880	28,260
2009	124,153	40,678	N/A	5.5	211,827	42,331	N/A	5.8	30,164	30,164
2010	120,623	40,190	N/A	5.6	221,578	44,796	N/A	6.2	30,218	28,375
2011	120,623	N/A	N/A	4.5	221,578	47,060	N/A	4.6	30,451	28,928
2012	122,130	N/A	34.5	3.7	224,390	50,546	34.1	3.5	32,834	31,192
2013	126,227	N/A	34.5	3.3	229,080	51,656	34.1	3.2	30,583	29,084
2014	126,227	N/A	35.3	4.4	230,847	N/A	34.4	4.2	30,056	28,493

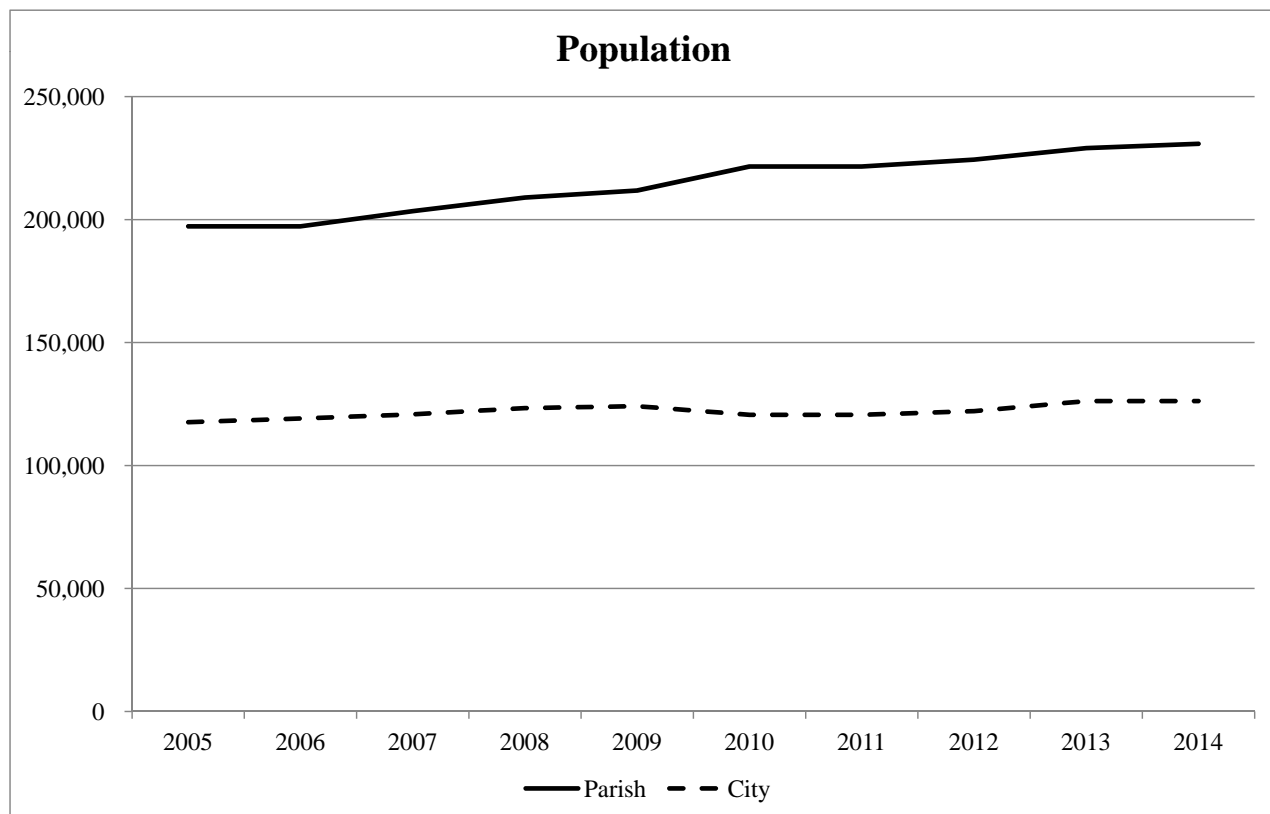
NOTES:

(1) Louisiana Department of Labor

(2) Lafayette Economic Development Authority

(3) Louisiana Department of Education

(4) Louisiana Department of Treasury (2014 City of Lafayette estimate unchanged due to official estimate not available)



LAFAYETTE CITY-PARISH CONSOLIDATED GOVERNMENT
LAFAYETTE, LOUISIANA

PRINCIPAL EMPLOYERS
CURRENT AND NINE YEARS AGO
(Unaudited)

Employer	2014			2005		
	Employees	Rank	% of Total Employment	Employees	Rank	% of Total Employment
Lafayette Parish School System	4,538	1	3.84%	4,500	1	4.53%
Lafayette General Health	2,684	2	2.27%	1,700	6	1.71%
Lafayette Consolidated Government	2,379	3	2.02%	1,589	8	1.60%
Wood Group Production Services	2,318	4	1.96%	-	-	-
Schlumberger	1,988	5	1.68%	-	-	-
University Of Louisiana-Lafayette	1,956	6	1.66%	1,800	4	1.81%
Wal-Mart Stores Inc.	1,569	7	1.33%	1,648	7	1.66%
Baker Hughes	1,523	8	1.29%	-	-	-
Our Lady of Lourdes Reg Med Center	1,493	9	1.26%	1,900	3	1.91%
WHC Inc.	1,440	10	1.22%	-	-	-
The Ace Group	-	-	-	2,900	2	2.92%
Halliburton Energy Services	-	-	-	1,450	10	1.46%
Cingular Wireless	-	-	-	1,500	9	1.51%
Stuller Inc.	-	-	-	1,720	5	1.73%

Source: Lafayette Economic Development Authority

LAFAYETTE CITY-PARISH CONSOLIDATED GOVERNMENT
LAFAYETTE, LOUISIANA

SPECIAL ASSESSMENT BILLINGS AND COLLECTIONS
LAST TEN FISCAL YEARS
(Unaudited)

Fiscal <u>Year</u>	Special Assessment <u>Billings (1)</u>	Special Assessments <u>Earned</u>
2005	\$ -	\$ -
2006	-	-
2007	-	-
2008	1,099,098	213,768
2009	-	175,349
2010	202,220	191,046
2011	-	249,998
2012	-	105,111
2013	-	82,453
2014	-	79,901

Note:

(1) Includes assessments due currently and deferred



Lafayette
CONSOLIDATED GOVERNMENT

LAFAYETTE CITY-PARISH CONSOLIDATED GOVERNMENT
LAFAYETTE, LOUISIANA

BUDGETED POSITION EMPLOYEES
BY FUND/DEPARTMENT
LAST TEN FISCAL YEARS
(Unaudited)

	Fiscal Year Ended October 31,			
	2014	2013	2012	2011
City General Fund Positions				
Office of Finance & Management	66	68	70	N/A
Elected Officials	107	105	106	N/A
Information Services and Technology	41	41	44	N/A
Police Department	316	316	332	N/A
Fire Department	263	246	255	N/A
Public Works	39	182	214	N/A
Planning, Zoning, and Development	2	2	8	N/A
Community Development Department	9	9	12	N/A
Municipal Civil Service	6	6	6	N/A
Police and Fire Civil Service	1	1	1	N/A
Total City General Fund Positions	<u>850</u>	<u>976</u>	<u>1,048</u>	<u>N/A</u>
Parish General Fund Positions				
Justice of the Peace & Constables	18	18	18	N/A
District Attorney	20	20	20	N/A
District Court-Judges	13	13	13	N/A
Registrar of Voters	7	7	7	N/A
Program Administration	3	3	3	N/A
Total Parish General Fund Positions	<u>61</u>	<u>61</u>	<u>61</u>	<u>N/A</u>
Special and Other Fund Positions (Including Grants)				
Animal Control	16	16	18	N/A
Juvenile Detention	25	25	24	N/A
Coroner	5	4	4	N/A
District Court-Judges	9	9	9	N/A
District Attorney	49	48	47	N/A
District Attorney-Criminal Non-support	14	14	14	N/A
Parks and Recreation	116	116	118	N/A
Community Development Department	30	30	34	N/A
Public Works	300	158	161	N/A
Planning, Zoning, and Development	47	48	49	N/A
Utilities Department	470	472	465	N/A
Communications System	61	55	62	N/A
Group Insurance	4	5	5	N/A
Printing	4	4	4	N/A
Health Unit	10	3	3	N/A
Library	136	112	112	N/A
Grants	58	81	76	N/A
Total Special and Other Fund Positions	<u>1,354</u>	<u>1,200</u>	<u>1,205</u>	<u>N/A</u>
Total All Funds	<u><u>2,265</u></u>	<u><u>2,237</u></u>	<u><u>2,314</u></u>	<u><u>2,316</u></u>

LAFAYETTE CITY-PARISH CONSOLIDATED GOVERNMENT

LAFAYETTE, LOUISIANA

OPERATING INDICATORS BY FUNCTION
LAST TEN FISCAL YEARS

(Unaudited)

	Fiscal Year Ended October 31,			
	2014	2013	2012	2011
General Government:				
Number of Commercial Construction Permits	61	63	53	57
Value of Commercial Construction Permits (1)	159,197	64,639	167,339	31,984
Number of Residential Construction Permits	992	784	745	708
Value of Residential Construction Permits (1)	242,310	196,603	61,181	83,820
Public Safety:				
Number of Police Personnel and Officers	306	296	303	315
Number of Physical Arrests	10,357	14,460	5,675	13,948
Number of Traffic Violations	21,030	23,078	29,923	32,084
Number of Parking Violations	7,916	13,226	11,057	11,873
Number of Fire Personnel and Officers	273	299	266	255
Number of Calls Answered (Fire Department)	8,174	7,734	7,849	8,210
Number of Fire Inspections Conducted	2,958	1,238	2,124	2,676
Library:				
Items Checked Out	1,784,778	1,863,903	1,843,565	1,893,664
Number of Reference Inquiries	118,866	111,081	96,588	112,458
Computer Uses	362,124	368,293	390,100	406,601
Visits to a Library	846,108	848,028	866,430	884,708
Electric System:				
Number of Meters in Service	65,262	65,017	64,425	63,882
Daily Average Consumption in Kilowatt Hours	5,762,041	5,676,208	5,785,279	5,955,701
Maximum Capacity of Plants in Kilowatts	485,000	485,000	485,000	485,000
Sewerage System:				
Number of Service Connections	43,068	42,476	41,928	41,522
Daily Average Treatment in Gallons	15,010,000	14,950,000	14,270,000	15,600,000
Maximum Daily Capacity of Treatment Plant in Gallons	18,500,000	18,500,000	18,500,000	18,500,000
Water System:				
Number of Service Connections	55,066	54,405	53,571	52,749
Daily Average Consumption in Gallons	22,000,000	22,000,000	23,000,000	23,000,000
Maximum Daily Capacity of Plant in Gallons	51,000,000	50,000,000	50,000,000	50,000,000

Notes:

(1) Reported In Thousands

Sources: Various LCG Departments

Fiscal Year Ended October 31,					
2010	2009	2008	2007	2006	2005
49	64	104	113	100	95
67,102	168,312	95,550	136,137	88,519	79,026
8,565	741	776	1,128	1,077	863
133,416	89,723	104,270	161,622	145,517	130,339
319	316	267	282	620	624
12,953	13,289	10,312	11,431	12,009	11,932
28,510	26,857	19,205	22,459	25,201	22,886
12,146	12,657	11,594	16,803	15,894	14,686
255	257	257	257	256	256
7,028	9,974	7,458	7,339	7,458	7,682
3,735	3,347	7,464	6,619	5,299	5,391
1,923,999	1,718,701	1,389,645	1,285,695	1,237,137	1,306,080
124,815	111,058	84,675	78,953	71,981	156,596
429,485	411,181	340,459	258,268	183,340	174,509
919,752	853,449	960,365	899,901	852,663	843,871
62,746	62,403	61,752	60,018	58,722	57,906
5,941,841	5,846,665	5,607,199	5,254,500	5,242,100	5,121,720
465,000	502,000	502,000	502,000	302,000	302,000
41,185	41,252	41,042	40,353	39,815	39,056
15,300,000	15,830,000	15,180,000	15,720,000	14,700,000	15,600,000
18,500,000	18,500,000	18,500,000	18,500,000	18,500,000	18,500,000
51,584	51,529	51,369	50,293	50,161	50,820
23,000,000	21,700,000	21,700,000	21,650,000	22,220,000	20,960,000
48,000,000	46,500,000	47,500,000	47,500,000	47,500,000	46,500,000

LAFAYETTE CITY-PARISH CONSOLIDATED GOVERNMENT
LAFAYETTE, LOUISIANA

CAPITAL ASSET STATISTICS BY FUNCTION
LAST TEN FISCAL YEARS
(Unaudited)

	Fiscal Year Ended October 31,									
	2014	2013	2012	2011	2010	2009	2008	2007	2006	2005
General Government:										
Number of Buildings	596	580	570	547	N/A	N/A	N/A	N/A	N/A	N/A
Public Safety:										
Number of Police Stations	3	2	2	2	1	2	2	1	1	1
Number of Patrol Units	207	193	215	239	199	208	193	228	248	248
Number of Fire Stations	13	13	13	13	13	13	13	13	13	13
Number of Volunteer Fire Departments	7	7	7	7	7	7	7	7	7	7
Public Works:										
Miles of Streets	1,026	1,028	1,028	1,028	1,026	1,026	1,026	1,026	1,026	1,026
Miles of Drainage Coulees	944	850	850	850	850	850	850	850	850	850
Number of Bridges	392	392	388	324	324	325	325	286	284	283
Number of Street Lights	16,948	16,918	16,787	16,701	16,622	16,577	16,386	15,837	15,715	15,657
Parks and Recreation:										
Number of Community Centers	10	10	10	10	10	10	10	10	10	10
Number of Parks	35	35	35	36	36	36	36	36	36	36
Acres of Parks	1,292	1,292	1,292	1,300	1,300	1,300	1,300	1,300	1,300	1,300
Number of Golf Courses	3	3	3	3	3	3	3	3	3	3
Number of Swimming Pools	4	4	4	4	4	4	4	4	4	4
Number of Tennis Courts	55	55	55	55	55	55	56	55	56	56
Number of Ball Fields	120	120	120	102	102	102	102	102	102	102
Library:										
Number of Locations	10	10	10	10	10	10	10	10	10	10
Electric System:										
Miles of Transmission Lines	45	45	45	43	43	43	43	43	42	42
Miles of Distribution Lines	964	954	937	933	968	922	912	891	865	835
Sewerage System:										
Miles of Sanitary Sewers	637	621	571	564	563	563	561	556	546	538
Number of Treatment Plants	4	4	4	4	4	4	4	4	4	4
Water System:										
Miles of Water Mains	905	899	888	885	872	872	866	1,030	1,007	978
Number of Fire Hydrants	6,263	6,189	6,107	6,066	5,956	5,956	5,921	6,013	5,911	5,812

Sources: Various LCG Departments

Single Audit Section

C. Burton Kolder, CPA*
Russell F. Champagne, CPA*
Victor R. Slaven, CPA*
Gerald A. Thibodeaux, Jr., CPA*
Robert S. Carter, CPA*
Arthur R. Mixon, CPA*
Brad E. Kolder, CPA, JD*
Stephen J. Anderson, CPA*
Penny Angelle Scroggins, CPA
Christine C. Doucet, CPA
Wanda F. Arcement, CPA, CVA
Bryan K. Joubert, CPA
Matthew E. Margaglio, CPA

Casey L. Ardoin, CPA
Allen J. LaBry, CPA
Albert R. Leger, CPA,PFS,CSA*
Marshall W. Guidry, CPA
Stephen R. Moore, Jr., CPA,PFS,CFP®,ChFC®*
James R. Roy, CPA
Robert J. Metz, CPA
Alan M. Taylor, CPA
Kelly M. Doucet, CPA
Mandy B. Self, CPA
Paul L. Delcambre, Jr., CPA
Jane R. Hebert, CPA
Deidre L. Stock, CPA
Karen V. Fontenot, CPA

* A Professional Accounting Corporation

183 South Beadle Rd.
Lafayette, LA 70508
Phone (337) 232-4141
Fax (337) 232-8660

450 East Main Street
New Iberia, LA 70560
Phone (337) 367-9204
Fax (337) 367-9208

113 East Bridge St.
Breaux Bridge, LA 70517
Phone (337) 332-4020
Fax (337) 332-2867

200 South Main Street
Abbeville, LA 70510
Phone (337) 893-7944
Fax (337) 893-7946

1234 David Dr. Ste 203
Morgan City, LA 70380
Phone (985) 384-2020
Fax (985) 384-3020

1013 Main Street
Franklin, LA 70538
Phone (337) 828-0272
Fax (337) 828-0290

434 East Main Street
Ville Platte, LA 70586
Phone (337) 363-2792
Fax (337) 363-3049

133 East Waddil St.
Marksville LA 71351
Phone (318) 253-9252
Fax (318) 253-8681

332 West Sixth Avenue
Oberlin, LA 70655
Phone (337) 639-4737
Fax (337) 639-4568

1428 Metro Drive
Alexandria, LA 71301
Phone (318) 442-4421
Fax (318) 442-9833

WEB SITE
WWW.KCSRCPAS.COM

Retired:
Conrad O. Chapman, CPA* 2006

To the Lafayette City-Parish
Council of Lafayette, Louisiana

We have audited, in accordance with the auditing standards generally accepted in the United States of America and the standards applicable to financial audits contained in *Government Auditing Standards* issued by the Comptroller General of the United States, the financial statements of the governmental activities, the business-type activities, the aggregate discretely presented component units, each major fund, and the aggregate remaining fund information of the Lafayette City-Parish Consolidated Government, (the Government) as of and for the year ended October 31, 2014, and the related notes to the financial statements, which collectively comprise the Government's basic financial statements and have issued our report thereon dated April 24, 2015.

Internal Control Over Financial Reporting

In planning and performing our audit, we considered the Government's internal control over financial reporting (internal control) to determine the audit procedures that are appropriate in the circumstances for the purpose of expressing our opinions on the financial statements, but not for the purpose of expressing an opinion on the effectiveness of the Government's internal control.

A *deficiency in internal control* exists when the design or operation of a control does not allow management or employees, in the normal course of performing their assigned functions, to prevent, or detect and correct, misstatements on a timely basis. A *material weakness* is a deficiency, or a combination of deficiencies, in internal control such that there is a reasonable possibility that a material misstatement of the entity's financial statements will not be prevented, or detected and corrected on a timely basis. A *significant deficiency* is a deficiency, or a combination of deficiencies, in internal control that is less severe than a material weakness, yet important enough to merit attention by those charged with governance.

Our consideration of internal control was for the limited purpose described in the first paragraph of this section and was not designed to identify all deficiencies in internal control that might be material weaknesses or significant deficiencies and therefore, material weaknesses or significant deficiencies may exist that were not identified. Given these limitations, during our audit we did not identify any deficiencies in internal control that we consider to be material weaknesses. However, material weaknesses may exist that have not been identified. We did identify certain deficiencies in internal control, described in the accompanying summary schedule of current and prior year audit findings and management's corrective action plan as items 2014-002 through 2014-004 to be significant deficiencies.

Compliance and Other Matters

As part of obtaining reasonable assurance about whether the Government's financial statements are free of material misstatement, we performed tests of its compliance with certain provisions of laws, regulations, contracts, and grant agreements, noncompliance with which could have a direct and material effect on the determination of financial statement amounts. However, providing an opinion on compliance with those provisions was not an objective of our audit, and accordingly, we do not express such an opinion. The results of our tests disclosed an instance of noncompliance or other matters that are required to be reported under *Government Auditing Standards* and which are described in the accompanying summary schedule of current and prior year audit findings and management's corrective action plan as item 2014-001(C).

We noted certain matters that we reported to management of the Government in a separate letter dated April 24, 2015.

The Government's Responses to Findings

The Government's responses to the findings identified in our audit are described in the accompanying summary schedule of current and prior year audit findings and management's corrective action plan. We did not audit the Government's response and, accordingly, we express no opinion on it.

Purpose of this Report

The purpose of this report is solely to describe the scope of our testing of internal control and compliance and the results of that testing, and not to provide an opinion on the effectiveness of the entity's internal control or on compliance. This report is an integral part of an audit performed in accordance with *Government Auditing Standards* in considering the entity's internal control and compliance. Accordingly, this communication is not suitable for any other purpose. However, this report is a matter of public record and its distribution is not limited.

Kolder, Champagne, Slaven & Company, LLC

Certified Public Accountants

Lafayette, Louisiana
April 24, 2015

KOLDER, CHAMPAGNE, SLAVEN & COMPANY, LLC

CERTIFIED PUBLIC ACCOUNTANTS

OFFICES

C. Burton Kolder, CPA*
Russell F. Champagne, CPA*
Victor R. Slaven, CPA*
Gerald A. Thibodeaux, Jr., CPA*
Robert S. Carter, CPA*
Arthur R. Mixon, CPA*
Brad E. Kolder, CPA, JD*
Stephen J. Anderson, CPA*
Penny Angelle Scruggins, CPA
Christine C. Doucet, CPA
Wanda F. Arcement, CPA, CVA
Bryan K. Joubert, CPA
Matthew E. Margaglio, CPA

Casey L. Ardoin, CPA
Allen J. LaBry, CPA
Albert R. Leger, CPA,PFS,CSA*
Marshall W. Guidry, CPA
Stephen R. Moore, Jr., CPA,PFS,CFP®,ChFC®*
James R. Roy, CPA
Robert J. Metz, CPA
Alan M. Taylor, CPA
Kelly M. Doucet, CPA
Mandy B. Self, CPA
Paul L. Delcambre, Jr., CPA
Jane R. Hebert, CPA
Deidre L. Stock, CPA
Karen V. Fontenot, CPA

* A Professional Accounting Corporation

183 South Beadle Rd.
Lafayette, LA 70508
Phone (337) 232-4141
Fax (337) 232-8660

450 East Main Street
New Iberia, LA 70560
Phone (337) 367-9204
Fax (337) 367-9208

113 East Bridge St.
Breaux Bridge, LA 70517
Phone (337) 332-4020
Fax (337) 332-2867

200 South Main Street
Abbeville, LA 70510
Phone (337) 893-7944
Fax (337) 893-7946

1234 David Dr. Ste 203
Morgan City, LA 70380
Phone (985) 384-2020
Fax (985) 384-3020

1013 Main Street
Franklin, LA 70538
Phone (337) 828-0272
Fax (337) 828-0290

434 East Main Street
Ville Platte, LA 70586
Phone (337) 363-2792
Fax (337) 363-3049

133 East Waddil St.
Marksville LA 71351
Phone (318) 253-9252
Fax (318) 253-8681

332 West Sixth Avenue
Oberlin, LA 70655
Phone (337) 639-4737
Fax (337) 639-4568

1428 Metro Drive
Alexandria, LA 71301
Phone (318) 442-4421
Fax (318) 442-9833

WEB SITE
WWW.KCSRCPAS.COM

Retired:
Conrad O. Chapman, CPA* 2006

To the Lafayette City-Parish
Council of Lafayette, Louisiana

Report on Compliance for Each Major Federal Program

We have audited the Lafayette City-Parish Consolidated Government's (the Government) compliance with the types of compliance requirements described in the *OMB Circular A-133 Compliance Supplement* that could have a direct and material effect on each of the Government's major federal programs for the year ended October 31, 2014. The Government's major federal programs are identified in the summary of auditor's results section of the accompanying schedule of findings and questioned costs.

Management's Responsibility

Management is responsible for compliance with the requirements of laws, regulations, contracts, and grants applicable to its federal programs.

Auditors' Responsibility

Our responsibility is to express an opinion on compliance for each of the Government's major federal programs based on our audit of the types of compliance requirements referred to above. We conducted our audit of compliance in accordance with auditing standards generally accepted in the United States of America; the standards applicable to financial audits contained in *Government Auditing Standards*, issued by the Comptroller General of the United States; and OMB Circular A-133, *Audits of States, Local Governments and Non-Profit Organizations*. Those standards and OMB Circular A-133 require that we plan and perform the audit to obtain reasonable assurance about whether noncompliance with the types of compliance requirements referred to above that could have a direct and material effect on a major federal program occurred. An audit includes examining, on a test basis, evidence about the Government's compliance with those requirements and performing such other procedures as we considered necessary in the circumstances.

We believe that our audit provides a reasonable basis for our opinion on compliance for each major federal program. However, our audit does not provide a legal determination of the Government's compliance.

Opinion on Each Major Federal Program

In our opinion, the Government complied, in all material respects, with the types of compliance requirements referred to above that could have a direct and material effect on each of its major federal programs for the year ended October 31, 2014.

Other Matters

The results of our auditing procedures disclosed an instance of noncompliance, which is required to be reported in accordance with OMB Circular A-133 and which is described in the accompanying schedule of findings and questioned costs as item 2014-001.

The Government's response to the noncompliance finding identified in our audit is described in the accompanying schedule of findings and questioned costs. The Government's response was not subjected to the auditing procedures applied in the audit of compliance and, accordingly, we express no opinion on the response.

Report on Internal Control over Compliance

Management of the Government is responsible for establishing and maintaining effective internal control over compliance with the types of compliance referred to above. In planning and performing our audit of compliance, we considered the Government's internal control over compliance with the types of requirements that could have a direct and material effect on each major federal program to determine the auditing procedures that are appropriate in the circumstances for the purpose of expressing an opinion on compliance for each major federal program and to test and report on internal control over compliance in accordance with OMB Circular A-133, but not for the purpose of expressing an opinion on the effectiveness of internal control over compliance. Accordingly, we do not express an opinion on the effectiveness of the Government's internal control over compliance.

A deficiency in internal control over compliance exists when the design or operation of a control over compliance does not allow management or employees, in the normal course of performing their assigned functions, to prevent, or detect and correct, noncompliance with a type of compliance requirement of a federal program on a timely basis. A *material weakness in internal control over compliance* is a deficiency, or combination of deficiencies, in internal control over compliance, such that there is a reasonable possibility that material noncompliance with a type of compliance requirement of a federal program will not be prevented, or detected and corrected, on a timely basis. A significant deficiency in internal control over compliance is a deficiency, or a combination of deficiencies, in internal control over compliance with a type of compliance requirement of a federal program that is less severe than a material weakness in internal control over compliance, yet important enough to merit the attention by those charged with governance.

Our consideration of internal control over compliance was for the limited purpose described in the first paragraph of this section and was not designed to identify all deficiencies in internal control over compliance that might be material weaknesses or significant deficiencies and therefore, material weaknesses or significant deficiencies may exist that were not identified. We did not identify any deficiencies in internal control over compliance that we consider to be material weaknesses. However, we identified a certain deficiency in internal control over compliance, as described in the accompanying summary schedule of findings and questioned costs as item 2014-002 that we consider to be significant deficiency.

The Government's response to the internal control over compliance finding identified in our audit is described in the accompanying schedule of findings and questioned costs. The Government's response was not subjected to the auditing procedures applied in the audit of compliance and, accordingly, we express no opinion on the response.

The purpose of this report on internal control over compliance is solely to describe the scope of our testing of internal control over compliance and the results of that testing based on the requirements of OMB Circular A-133. Accordingly, this report is not suitable for any other purpose. However, this report is a matter of public record and its distribution is not limited.

Kolder, Champagne, Slaven & Company, LLC
Certified Public Accountants

Lafayette, Louisiana
April 24, 2015

LAFAYETTE CITY-PARISH CONSOLIDATED GOVERNMENT
Lafayette, Louisiana

Schedule of Expenditures of Federal Awards
For the Year Ended October 31, 2014

Federal Grantor/Pass-Through Grantor/Program Title	CFDA Number	Federal Assistance I.D. Number	Pass- Through Grantor's Number	Current Year Expenditures	Amounts Provided to Subrecipients
Direct Programs:					
U.S. Department of Transportation and Development -					
Federal Transit Formula Grants*	20.507	LA-90-X357	N/A	\$ 15,480	\$ -
Federal Transit Formula Grants*	20.507	LA-90-X286	N/A	378,366	-
Federal Transit Formula Grants*	20.507	LA-90-X277	N/A	5,874	-
Federal Transit Formula Grants*	20.507	LA-90-X341	N/A	10,180	-
Federal Transit Formula Grants*	20.507	LA-90-X416	N/A	1,936,548	-
Federal Transit Formula Grants*	20.507	LA-90-X392	N/A	9,671	-
Federal Transit Formula Grants*	20.507	LA-90-X405	N/A	7,803	-
Federal Transit Formula Grants*	20.507	LA-03-0065	N/A	62,465	-
Federal Transit Formula Grants*	20.507	LA-04-0005	N/A	1,815	-
Federal Transit Formula Grants*	20.507	LA-04-0043	N/A	441,429	-
Federal Transit Formula Grants (ARRA)*	20.507	LA-96-X004	N/A	<u>135,333</u>	-
				<u>3,004,964</u>	-
U.S. Department of Housing and Urban Development -					
HOME*	14.239	M-10-MC-22-0202	N/A	174,000	174,000
HOME*	14.239	M-11-MC-22-0202	N/A	192,662	192,662
HOME*	14.239	M-12-MC-22-0202	N/A	32,899	-
HOME*	14.239	M-13-MC-22-0202	N/A	125,942	-
HOME*	14.239	M-14-MC-22-0202	N/A	80,127	-
HOME*	14.239	M-14-MC-22-0203	N/A	<u>3,761</u>	-
				<u>609,391</u>	<u>366,662</u>
CDBG*	14.218	B-09-MC-22-0003	N/A	30,775	30,775
CDBG*	14.218	B-10-MC-22-0003	N/A	118,973	118,973
CDBG*	14.218	B-11-MC-22-0003	N/A	4,375	-
CDBG*	14.218	B-12-MC-22-0003	N/A	4,249	-
CDBG*	14.218	B-13-MC-22-0003	N/A	949,654	-
CDBG*	14.218	B-14-MC-22-0003	N/A	<u>72,844</u>	-
				<u>1,180,870</u>	<u>149,748</u>
Housing Counseling Assistance Program	14.169	HC140841003	N/A	<u>15,227</u>	-
U.S. Department of Energy -					
Electricity Delivery and Energy Reliability (ARRA)*	81.122	DE-OE0000270	N/A	<u>656,112</u>	-
U.S. Department of Justice -					
Justice Assistance Grant Program	16.738	2012-DJ-BX-0998	N/A	<u>3,735</u>	-
Drug Enforcement Administration	16	N/A	N/A	<u>16,107</u>	-

*Indicates major program

(continued)

LAFAYETTE CITY-PARISH CONSOLIDATED GOVERNMENT
Lafayette, Louisiana

Schedule of Expenditures of Federal Awards (Continued)
For the Year Ended October 31, 2014

Federal Grantor/Pass-Through Grantor/Program Title	CFDA Number	Federal Assistance I.D. Number	Pass- Through Grantor's Number	Current Year Expenditures	Amounts Provided to Subrecipients
U.S. Department of Justice (continued) -					
Fugitive Apprehension Task Force	16	N/A	N/A	12,720	-
U.S. Marshals Service	16	N/A	N/A	9,693	-
U.S. Department of Treasury -					
United States Secret Service Grant	21	N/A	N/A	1,805	-
National Endowment for Humanities	6	N/A	N/A	2,175	-
U.S. Department of Homeland Security -					
Assistance to Firefighters Grant	97.044	EMW-2012-FO-04687	N/A	31,996	-
Staffing for Adequate Fire and Emergency Response (SAFER)	97.083	EMW-2011-FH-00058	N/A	772,225	-
Staffing for Adequate Fire and Emergency Response (SAFER)	97.083	EMW-2013-FH-00199	N/A	199,548	-
				971,773	-
U.S. Department of Health and Human Services -					
Drug Free Communities Support Program	93.276	1H79SP020035-001	N/A	92,842	-
Total direct programs				6,609,410	516,410
Pass-through Programs:					
U.S. Department of Housing and Urban Development -					
Louisiana Department of Social Services:					
Emergency Shelter Grant	14.231	N/A	0-260212	180,197	180,197
Emergency Shelter Grant	14.231	N/A	LHA13-15-12	34,066	34,066
Emergency Shelter Grant	14.231	N/A	LHA11-13-14-05	61,090	61,089
				275,353	275,352
Louisiana Department of Community Development:					
Long-Term Community Recovery Program					
Build Affordable Housing*	14.228	B-06-DG-22.0001	ILTR00161	342,392	342,392
CDBG Comprehensive Resiliency*	14.228	B-08-DI-22-0001	N/A	116,133	-
				458,525	342,392
U.S. Department of Agriculture -					
Louisiana Department of Education:					
National School Lunch Program	10.555	N/A	N/A	24,499	-

*Indicates major program

(continued)

LAFAYETTE CITY-PARISH CONSOLIDATED GOVERNMENT
Lafayette, Louisiana

Schedule of Expenditures of Federal Awards (Continued)
For the Year Ended October 31, 2014

Federal Grantor/Pass-Through Grantor/Program Title	CFDA Number	Federal Assistance I.D. Number	Pass- Through Grantor's Number	Current Year Expenditures	Amounts Provided to Subrecipients
U.S. Department of Labor -					
State Department of Labor:					
LA Workforce Commission -					
Adult Program	17.258	N/A	00/04LWIA41-1-B	187,363	-
NEG Oil Spill	17.258	N/A	00/04LWIA41-1-B	7,760	-
Youth Activities	17.259	N/A	00/04LWIA41-1-B	218,441	-
Dislocated Workers	17.260	N/A	00/04LWIA41-1-B	300,996	-
LA JET	17.260	N/A	00/04LWIA41-1-B	<u>125,363</u>	-
				<u>839,923</u>	-
Trade Adjustment Assistance	17.245	N/A	N/A	<u>109,649</u>	-
Federal Highway Administration -					
Louisiana Department of Transportation and Development:					
Highway Planning and Construction*	20.205	N/A	H.009500	65,491	-
Highway Planning and Construction*	20.205	N/A	H.007230	97,358	-
Highway Planning and Construction*	20.205	PL-0011(037)	H.972035.1	251,355	-
Traffic Demand Management*	20.205	CMAQ-5810(500)	H.004489	21,370	-
MPO Pavement Marking Grant*	20.205	N/A	H.007231	435,779	-
MPO Roundabout Study*	20.205	N/A	H.004490	38,160	-
MPO Traffic Modeling Grant*	20.205	SPR-0010(034)	H.971331	95,245	-
Bike Pedestrian Safety Program*	20.205	N/A	H.004489	<u>231,260</u>	-
				<u>1,236,018</u>	-
Section 402 Funds	20.600	2012-30-36	693283	<u>146,248</u>	-
Federal Transit Administration -					
Louisiana Department of Transportation and Development:					
Metropolitan Planning Grants	20.505	LA-80-X021	PL80-28-13	1,929	-
Metropolitan Planning Grants	20.505	LA-80-X022	PL80-28-14	39,466	-
Metropolitan Planning Grants	20.505	LA-80-X023	PL80-28-15	<u>50</u>	-
				<u>41,445</u>	-
U.S. Department of Justice -					
Louisiana Commission of Law Enforcement:					
Justice Assistance Grant Program	16.738	N/A	B11-4-011	<u>11,214</u>	-
Violence Against Women Act	16.588	N/A	M12-4-004	<u>18,726</u>	-

*Indicates major program

(continued)

LAFAYETTE CITY-PARISH CONSOLIDATED GOVERNMENT
Lafayette, Louisiana

Schedule of Expenditures of Federal Awards (Continued)
For the Year Ended October 31, 2014

Federal Grantor/Pass-Through Grantor/Program Title	CFDA Number	Federal Assistance I.D. Number	Pass- Through Grantor's Number	Current Year Expenditures	Amounts Provided to Subrecipients
U.S. Department of Homeland Security - Governor's Office of Homeland Security and Emergency Preparedness:					
Disaster Grants	97.036	1603-DR-LA	1603N-055-0005	522,057	-
Disaster Grants	97.036	1603-DR-LA	1603-055-0001	277,230	-
Disaster Grants	97.036	1603-DR-LA	1603-055-0002	27,636	-
Disaster Grants	97.036	1607-DR-LA	1607-055-0002	3,410	-
				<u>830,333</u>	<u>-</u>
 Hazard Mitigation Grant	 97.039	 N/A	 1786-055-002	 <u>66,971</u>	 <u>-</u>
Louisiana Office of State Parks:					
Recreational Trails Grant	20.219	NRT RT04(002)	H.007700	35,935	-
Recreational Trails Grant	20.219	N/A	H.009344	25,244	-
				<u>61,179</u>	<u>-</u>
 Total indirect programs				 <u>4,120,083</u>	 <u>275,352</u>
 TOTAL FEDERAL AWARDS				 <u>\$ 10,729,493</u>	 <u>\$ 791,762</u>

LAFAYETTE CITY-PARISH CONSOLIDATED GOVERNMENT
Lafayette, Louisiana

Notes to the Schedule of Expenditures of Federal Awards
For the Year Ended October 31, 2014

(1) Basis of Presentation

The accompanying schedule of expenditures of federal awards includes the federal grant activity of Lafayette Consolidated Government and is presented on the modified accrual basis of accounting and the accrual basis, as appropriate, which is described in Note 1 of the Financial Statements of the Government's financial statements. The information in this schedule is presented in accordance with the requirements of OMB Circular A-133, "Audits of States, Local Governments, and Non-Profit Organizations." Therefore, some amounts presented in this schedule may differ from amounts presented in, or used in the preparation of, the basic financial statements.

(2) Relationship to Financial Statements

Federal awards revenues are reported in Lafayette City-Parish Consolidated Government's financial statements as follows:

Major proprietary funds:	
Utilities System Fund	\$ 656,112
Nonmajor governmental funds:	
Special revenue funds	<u>10,073,381</u>
Total	<u>\$ 10,729,493</u>

LAFAYETTE CITY-PARISH CONSOLIDATED GOVERNMENT
Lafayette, Louisiana

Schedule of Findings and Questioned Costs
For the Year Ended October 31, 2014

Part I. Summary of Auditors' Results:

1. The auditors' report expresses an unmodified opinion on the financial statements of the Government.
2. Three significant deficiencies in internal control were disclosed during the audit of the financial statements. No material weaknesses are reported.
3. No instances of noncompliance material to the financial statements of the Government, which would be required to be reported in accordance with *Government Auditing Standards*, were disclosed during the audit.
4. One significant deficiency in internal control over a major federal award program disclosed during the audit. No material weaknesses are reported.
5. The auditors' report on compliance for the major federal award programs for the Government expresses an unmodified opinion on all major federal programs.
6. Audit findings that are required to be reported in accordance with Section 510(a) of OMB Circular A-133 are included in this Schedule.
7. The programs tested as major programs were: Federal Transit Formula Grants (20.507), Federal Transit Formula Grants – ARRA (20.507), Home Investment Partnerships Program (HOME) (14.239), Community Development Block Grant (14.218), Electricity Delivery and Energy Reliability - ARRA (81.122), Build Affordable Housing and CDBG Comprehensive Resiliency (14.228), Highway Planning and Construction, Traffic Demand Management, MPO Pavement Marking Grant, MPO Roundabout Study, MPO Traffic Modeling Grant, and Bike Pedestrian Safety Program (20.205).
8. The threshold used to distinguish between Type A and Type B programs, as described in Section 520(b) of OMB Circular A-133 was \$321,885.
9. The Government did not qualify as a low-risk auditee.

Part II. Findings which are required to be reported in accordance with generally accepted Governmental Auditing Standards:

Compliance Findings –

See Compliance Finding 2014-001 on the Summary Schedule of Current and Prior Year Audit Findings and Management's Corrective Action Plan.

Internal Control Findings –

See Internal Control Findings 2014-002 through 2014-004 on the Summary Schedule of Current and Prior Year Audit Findings and Management's Corrective Action Plan.

LAFAYETTE CITY-PARISH CONSOLIDATED GOVERNMENT
Lafayette, Louisiana

Schedule of Findings and Questioned Costs (Continued)
For the Year Ended October 31, 2014

Part III. Findings and questioned costs for Federal awards which include audit findings as defined in Section 510(a) of OMB Circular A-133:

U.S. DEPARTMENT OF TRANSPORTATION AND DEVELOPMENT:

Compliance Findings -

2014-001

Federal Transit Formula Grants (20.507)

Criteria:

Federal Financial Reports (FFRs) should be completed accurately with the information required in FTA Circular 5010.1D, Appendix B.

Condition:

The Government did not properly report the required information in accordance with the applicable guidelines.

Questioned Costs:

There are no questioned costs relative to this finding.

Context:

The Government did not properly report unliquidated obligations in their quarterly Federal Financial Reports (FFRs) submitted for their Federal Transit Formula Grants. Unliquidated obligations represent the value of any contracts and/or purchase orders the grantee incurred but has not paid or charged to the grant award. This is intended to demonstrate the actual remaining grant authorization amount remaining at the end of the reporting period.

Cause and Effect:

Due to ineffective policies and procedures over financial reporting, the Government did not verify that FFRs were prepared as required by the Federal Transit Administration.

Recommendation:

Appropriate policies and procedures should be implemented to ensure that the Government adheres to the reporting guidelines mandated by the granting authority.

LAFAYETTE CITY-PARISH CONSOLIDATED GOVERNMENT
Lafayette, Louisiana

Schedule of Findings and Questioned Costs (Continued)
For the Year Ended October 31, 2014

Views of Responsible Officials and Planned Correction Action:

A review of the reporting procedures was conducted and the following steps will be put in place to prevent this finding from reoccurring. (1) Staff will receive signed copies of encumbrance forms which identify all work order activity at the beginning of the process; (2) this information will be used to complete the appropriate fields in the "TEAM" system; (3) entered information will be reconciled to approved purchasing forms and amounts; and, (4) accounting staff will verify submittal information before being sent in the system.

U.S. DEPARTMENT OF TRANSPORTATION AND DEVELOPMENT:

Internal Control Finding –

2014-002

See Compliance finding 2014-001 above.

LAFAYETTE CITY-PARISH CONSOLIDATED GOVERNMENT
Lafayette, Louisiana

Summary Schedule of Current and Prior Year Audit Findings
and Management's Corrective Action Plan
For the Year Ended October 31, 2014

Ref. No	Fiscal Year Finding Initially Occurred	Description of Finding	Corrective Action Taken
CURRENT YEAR (10/31/14)			
<u>Compliance:</u>			
2014-001	2014	The Government did not properly report unliquidated obligations in their quarterly Federal Financial Reports (FFRs) submitted for their Federal Transit Formula Grants. Unliquidated obligations represent the value of any contracts and/or purchase orders the grantee incurred but has not paid or charged to the grant award. This is intended to demonstrate the actual remaining grant authorization amount remaining at the end of the reporting period.	No
<u>Internal Control:</u>			
2014-002	2014	See Compliance Finding 2014-001.	No
2014-003	2014	The Government did not have adequate controls in place to effectively monitor the activities of their independent contractor for golf pro services, resulting in the following: (1) Golf carts approved by the Council as trade-ins on the purchase of new golf carts were not given to the awarded bidder. (2) A fixed asset listing falsely stated that a golf cart was on hand when it had been sold prior to physical inspection. (3) The independent contractor billed an outside agency for the rental of the Government's golf carts in the name of his business in the amount of \$10,206. Subsequently, the invoice was manipulated and the amount remitted to the Government was \$8,040.	Yes
2014-004	2014	The contractual services being provided to the Government for Mosquito Control and Abatement were not properly monitored. The contractor submitted inaccurate performance reports, which are used as a basis for invoicing the Government. As a result, the Government was charged for services that were not rendered. This matter is currently under investigation and, therefore, the amount of cost involved is not known at this time. The Government should develop safeguards to ensure contractual services are provided in accordance with the provisions of their contractual agreement.	Yes

Corrective Action Plan	Name of Contact Person	Anticipated Date of Completion
<p>A review of the reporting procedures was conducted and the following steps will be put in place to prevent this finding from reoccurring. (1) Staff will receive signed copies of encumbrance forms which identify all work order activity at the beginning of the process; (2) this information will be used to complete the appropriate fields in the "TEAM" system; (3) entered information will be reconciled to approved purchasing forms and amounts; and, (4) accounting staff will verify submittal information before being sent in the system.</p>	<p>Lorrie Toups, Chief Financial Officer</p>	<p>4/30/2015</p>
<p>Management's response to this finding is the same as found above under the Compliance Finding 2014-001.</p>		
<p>Upon discovery of the issues discussed in the finding, the contractual arrangement with the Golf Pro was terminated. Criminal charges in this matter are pending. A procedural review resulted in procedures being strengthened or replaced to ensure that these issues do not continue to occur. Purchasing personnel will be present at the delivery of any golf cart purchases and will validate the transfer of trade-ins to the awarded bidder and reconcile serial numbers of trade-ins to fixed asset listings. The way in which golf carts are rented to outside agencies has been changed. The transactions are entered in LCG's point of sale system and LCG is paid directly and not through the golf pro contract.</p>	<p>Lorrie Toups, Chief Financial Officer</p>	<p>10/31/2014</p>
<p>Inaccurate invoices and performance reports were discovered after a procedural review by staff that indicated invoices were not properly documented or reviewed prior to payment. Existing procedures were either strengthened or replaced to ensure that invoices and performance reports are substantiated prior to the payment authorization.</p>	<p>Lorrie Toups, Chief Financial Officer</p>	<p>10/31/2014</p>

(continued)

LAFAYETTE CITY-PARISH CONSOLIDATED GOVERNMENT
Lafayette, Louisiana

Summary Schedule of Current and Prior Year Audit Findings
and Management's Corrective Action Plan
For the Year Ended October 31, 2014

Ref. No	Fiscal Year Finding Initially Occurred	Description of Finding	Corrective Action Taken
CURRENT YEAR (10/31/14)			
<u>Management letter:</u>			
2014-005	2011	Although losses were anticipated during the initial five years of offering retail services to customers, management should carefully monitor the financial results of operations of the Communications System. The System realized an operating income of \$2,517,692 for the current fiscal year as compared to an operating loss of \$2,469,221 for the prior fiscal year. However, after nonoperating revenues/expenses, the System experienced a net loss of \$1,251,197. Management should continually strive to determine ways to increase revenues and/or decrease expenses in order to generate net profits.	No

Corrective Action Plan	Name of Contact Person	Anticipated Date of Completion
<p>Management continues to carefully monitor the financial results of operations of the Communications System. Financial performance continues to improve, as evidenced by an improvement in the change in net position from FY 2013 to FY 2014 of \$8,659,565. Financial projections continue to be compared against actual results each month during weekly meetings of top management of the Communications System staff, as well as in weekly and monthly financial review and performance measurement meetings of both Communications and Finance management and staff. Management continues to emphasize promotions, pricing packages, and new portfolios of products and services in order to generate new revenues.</p>	<p>Lorrie Toups, Chief Financial Officer</p>	<p>10/31/2015</p>

(continued)

LAFAYETTE CITY-PARISH CONSOLIDATED GOVERNMENT
Lafayette, Louisiana

Summary Schedule of Current and Prior Year Audit Findings
and Management's Corrective Action Plan
For the Year Ended October 31, 2014

Ref. No	Fiscal Year Finding Initially Occurred	Description of Finding	Corrective Action Taken
PRIOR YEAR (10/31/13)			
<u>Compliance:</u>			
2013-001	2012	OMB Circular A-87 Attachment A, Section C (1) states that, in order to be allowable under Federal awards, costs must be authorized or not prohibited under State or local laws or regulations, and must be adequately documented. The Government did not have controls in place to effectively identify contractor invoices that contained inadequate supporting documentation and/or unallowable costs. Unallowable costs must not be paid by the Government nor submitted for reimbursement from the Federal Government.	Yes
<u>Internal Control:</u>			
2013-002	2012	See Compliance Finding 2013-001 (C).	Yes
2013-003	2013	2 CFR §1180.300 requires grantees to verify that a vendor or contracting party entering into a covered transaction is not excluded, disqualified, or otherwise ineligible for participation in federal assistance programs by: (1) Checking the Excluded Parties Listing System (EPLS); (2) Collecting a certification from the vendor or contacting party; or (3) Adding a clause or condition to the covered transaction with that party. The Government awarded contracts to vendors/contracting parties without verifying whether they were in compliance with the requirement. Appropriate policies and procedures should be implemented to ensure that proper verification of contracting parties is performed prior to entering into covered transactions.	Yes
<u>Management letter:</u>			
2013-004	2011	Although losses were anticipated during the initial five years of offering retail services to customers, management should carefully monitor the financial results of operations of the Communications System. The projections calculated by Operating and Finance management should be compared to actual results on a regular basis and appropriate measures should be taken to minimize any significant negative variances. Additionally, management should continue to enhance its market strategy in order to increase its revenue base.	No

Corrective Action Plan	Name of Contact Person	Anticipated Date of Completion
<p>The vendor who submitted the inadequate documentation has since been instructed that only complete, detailed invoices will be accepted for reimbursement. Lafayette Utilities System administrative staff that processes these payments has also been instructed to approve only complete, detailed invoices for payment.</p>	<p>Lorrie Toups, Chief Financial Officer</p>	<p>4/30/2014</p>
<p>Management's response to this finding is the same as found above under the Compliance Finding 2013-001(C).</p>		
<p>A detailed policy has been implemented which will utilize www.sam.gov, the U.S. contractors' registration and database, to ensure each vendor has not been disbarred or suspended. Printed validations will be kept on file in a central location within the Purchasing division for review.</p>	<p>Lorrie Toups, Chief Financial Officer</p>	<p>4/30/2014</p>
<p>Many financial drivers related to sales and expenses are monitored daily and in weekly management update meetings. The financial results of operations are reviewed in monthly meetings. The Communications System continues to aggressively pursue new revenues through outreach to new customers, increasing revenue through new offerings to existing customers, and development of new promotions and marketing efforts.</p>	<p>Lorrie Toups, Chief Financial Officer</p>	<p>10/31/2014</p>