

ANNUAL  
COMPREHENSIVE  
FINANCIAL  
**REPORT**

FOR THE YEAR ENDED  
OCTOBER 31, 2023



**2022-**  
**2023**  
FISCAL YEAR

*The consolidated government of the City  
of Lafayette and the Parish of Lafayette,  
Louisiana*

ANNUAL COMPREHENSIVE FINANCIAL REPORT



**Lafayette**  
*Innovation with an accent.*

Lafayette City-Parish Consolidated Government  
Lafayette, Louisiana

For the Fiscal Year Ended  
October 31, 2023

Prepared by: Office of Finance & Management  
Karen V. Fontenot, CPA, Chief Financial Officer

LAFAYETTE CITY-PARISH CONSOLIDATED GOVERNMENT

Lafayette, Louisiana

Comprehensive Annual Financial Report  
For the Fiscal Year Ended October 31, 2023

TABLE OF CONTENTS

	<u>Page(s)</u>
<b>I. Introductory Section</b>	
Letter of Transmittal.....	vii-xv
Certificate of Achievement for Excellence in Financial Reporting.....	xvi
Listing of Principal Elected and Administrative Officials.....	xvii
Organizational Chart.....	xviii
Office of Finance & Management Organizational Chart.....	xix
<b>II. Financial Section</b>	
Independent Auditor's Report.....	1-4
Management's Discussion and Analysis.....	5-16
<b>Basic Financial Statements</b>	
<b>Government-Wide Financial Statements</b>	
Statement of Net Position.....	17
Statement of Activities.....	18
<b>Fund Financial Statements</b>	
Governmental Funds:	
Balance Sheet.....	19
Reconciliation of the Governmental Funds Balance Sheet to the Statement of Net Position.....	20
Statement of Revenues, Expenditures, and Changes in Fund Balances.....	21
Reconciliation of the Statement of Revenues, Expenditures, and Changes in Fund Balances of Governmental Funds to the Statement of Activities.....	22
Proprietary Funds:	
Statement of Net Position.....	24-25
Reconciliation of the Proprietary Funds Statement of Net Position to the Statement of Net Position.....	26
Statement of Revenues, Expenses, and Changes in Fund Net Position.....	27
Reconciliation of the Statement of Revenues, Expenses, and Changes in Fund Net Position of Proprietary Funds to the Statement of Activities.....	28
Statement of Cash Flows.....	29-30
Fiduciary Funds:	
Statement of Fiduciary Net Position.....	32
Statement of Changes in Fiduciary Net Position.....	33
Discretely Presented Component Units:	
Combining Statement of Net Position.....	34
Combining Statement of Activities.....	35
Notes to the Basic Financial Statements Index.....	37
Notes to the Basic Financial Statements .....	38-100

LAFAYETTE CITY-PARISH CONSOLIDATED GOVERNMENT

Lafayette, Louisiana

Comprehensive Annual Financial Report  
For the Fiscal Year Ended October 31, 2023

TABLE OF CONTENTS

	<u>Page(s)</u>
<b>Required Supplementary Information</b>	
Combined Budgetary Comparison Schedule – General Fund.....	101
Budgetary Comparison Schedule – American Rescue Plan - City.....	102
Budgetary Comparison Schedule – American Rescue Plan - Parish.....	103
Schedule of Changes in Total OPEB Liability and Related Ratios .....	104
Schedule of Employer's Share of Net Pension Liability.....	105-106
Schedule of Employer Contributions.....	107-108
Notes to the Required Supplementary Information.....	109-110
<b>Supplementary Information</b>	
<b>General Funds:</b>	
Combining Balance Sheet .....	111
Combining Statement of Revenues, Expenditures, and Changes in Fund Balances.....	112
Budgetary Comparison Schedule – City of Lafayette.....	113
Budgetary Comparison Schedule – Detail of Expenditures: City of Lafayette.....	114-123
Budgetary Comparison Schedule – Lafayette Parish.....	125
Budgetary Comparison Schedule – Detail of Expenditures: Lafayette Parish.....	126-129
<b>Nonmajor Governmental Funds:</b>	
Combining Balance Sheet - By Fund Type.....	130
Combining Statement of Revenues, Expenditures, and Changes in Fund Balances.....	131
<b>Nonmajor Special Revenue Funds -</b>	
Fund Descriptions.....	133-136
Combining Balance Sheet .....	138-145
Combining Statement of Revenues, Expenditures, and Changes in Fund Balances.....	146-153
Schedule of Revenues, Expenditures, and Changes in Fund Balance - Budget (GAAP Basis) and Actual:	
City Street, Road and Alley.....	154
Road and Bridge Maintenance.....	155
Parishwide Drainage Maintenance.....	156
Adult Correctional Facility Maintenance.....	157
Courthouse and Jail Maintenance.....	158
Juvenile Detention Home Maintenance.....	159
Combined Public Health.....	160
Health Unit Maintenance.....	161
Mosquito Abatement and Control.....	162
Storm Water Management.....	163

LAFAYETTE CITY-PARISH CONSOLIDATED GOVERNMENT

Lafayette, Louisiana

Comprehensive Annual Financial Report  
For the Fiscal Year Ended October 31, 2023

TABLE OF CONTENTS

	<u>Page(s)</u>
Cultural Economy.....	164
Parishwide Street, Drainage, and Bridge.....	165
Parishwide Parks and Recreation.....	166
Parishwide Fire Protection.....	167
Lafayette Parish Public Library.....	168
Municipal Transit System.....	169
City Recreation and Parks.....	170
Golf Courses.....	171
Natural History Museum and Planetarium.....	172
Heymann Performing Arts Center.....	173
Animal Shelter and Care Center.....	174
Buchanan Parking Garage.....	175
Parking Program.....	176
Codes and Permits.....	177
Coroner's Expense.....	178
War Memorial.....	179
Criminal Court.....	180
Justice Department Federal Equitable Sharing.....	181
Traffic Safety.....	182
Opioid Settlement.....	183
Narcotics Seized/Forfeited Property.....	184
1961 Sales Tax Trust.....	185
1985 Sales Tax Trust.....	186
TIF Sales Tax Trusts.....	187
Downtown Lafayette EDD.....	188
University Gateway EDD.....	189
Trappey EDD.....	190
Northway EDD.....	191
Holy Rosary Institute EDD.....	192
Community Development Grants.....	193
Federal Transportation and Planning Grants.....	194
Other Federal Grants.....	195
Other State Grants.....	196
Other Grants.....	197
<b>Nonmajor Debt Service Funds -</b>	
Fund Descriptions.....	199
Combining Balance Sheet.....	200-201
Combining Statement of Revenues, Expenditures, and Changes in Fund Balances.....	202-203
Schedule of Revenues, Expenditures, and Changes in Fund Balance - Budget (GAAP Basis) and Actual:	
1961 Sales Tax Bonds Sinking Fund.....	204
1961 Sales Tax Bonds Reserve Fund.....	205

LAFAYETTE CITY-PARISH CONSOLIDATED GOVERNMENT

Lafayette, Louisiana

Comprehensive Annual Financial Report  
For the Fiscal Year Ended October 31, 2023

TABLE OF CONTENTS

	<u>Page(s)</u>	<u>Table</u>
1985 Sales Tax Bonds Sinking Fund.....	206	
1985 Sales Tax Bonds Reserve Fund.....	207	
Contingencies Sinking Fund.....	208	
Certificates of Indebtedness, Series 2011 Sinking Fund.....	209	
Limited Tax Refunding Bonds Sinking Fund.....	210	
<b>Nonmajor Capital Projects Funds -</b>		
Fund Descriptions.....	211	
Combining Balance Sheet.....	212	
Combining Statement of Revenues, Expenditures, and Changes in Fund Balances.....	213	
Schedule of Expenditures Compared to Capital Budget:		
City LA DOTD Projects.....	214	
Parish LA DOTD Projects.....	215	
City Combined Bond Construction.....	216-217	
<b>Nonmajor Enterprise Funds:</b>		
Fund Descriptions.....	219	
Combining Statement of Net Position.....	220	
Combining Statement of Revenues, Expenses, and Changes in Fund Net Position.....	221	
Combining Statement of Cash Flows.....	222	
<b>Internal Service Funds:</b>		
Fund Descriptions.....	223	
Combining Statement of Net Position.....	224	
Combining Statement of Revenues, Expenses, and Changes in Fund Net Position.....	225	
Combining Statement of Cash Flows.....	226	
<b>Fiduciary Funds:</b>		
Fund Descriptions.....	227	
Combining Statement of Fiduciary Net Position.....	228	
Combining Statement of Changes in Fiduciary Net Position.....	229	
<b>Nonmajor Discretely Presented Component Units:</b>		
Combining Statement of Net Position.....	230-231	
Combining Statement of Activities.....	232-233	
Statement of Revenues, Expenses, and Changes in Fund Net Position – Utilities System Fund.....	235	
Justice System Funding Schedule - Receiving Entity.....	236	
<b>III. Statistical Section (Unaudited)</b>		
Statistical Section Index.....	237	
<b>Financial Trends -</b>		
General Governmental Revenues by Source, Last Ten Fiscal Years.....	238-239	1
General Governmental Expenditures by Function, Last Ten Fiscal Years.....	240-241	2
Net Position by Component, Last Ten Fiscal Years.....	242-243	3

LAFAYETTE CITY-PARISH CONSOLIDATED GOVERNMENT

Lafayette, Louisiana

Comprehensive Annual Financial Report  
For the Fiscal Year Ended October 31, 2023

TABLE OF CONTENTS

	Page(s)	Table
Changes in Net Position, Last Ten Fiscal Years.....	244-247	4
Fund Balances, Governmental Funds, Last Ten Fiscal Years.....	248-249	5
Changes in Fund Balances of Governmental Funds, Last Ten Fiscal Years.....	250-251	6
<b>Revenue Capacity -</b>		
General Governmental Tax Revenues by Source, Last Ten Fiscal Years.....	252-253	7
Assessed and Estimated Actual Value of Taxable		
Property, Last Ten Fiscal Years.....	254-255	8
Direct and Overlapping Property Tax Rates, Last Ten Fiscal Years .....	256	9
Parish Property Tax Rates, Last Ten Fiscal Years of Collection.....	257	10
Governmental Funds Gross Sales Tax Revenue, Last Ten Fiscal Years.....	258	11
Property Tax Levies and Collections, Last Ten Fiscal Years.....	259	12
Principal Property Taxpayers - Lafayette Parish, Current & Nine Years Ago.....	260	13
Principal Property Taxpayers - City of Lafayette, Current & Nine Years Ago.....	261	14
Summary of Ad Valorem Tax Assessments and Collections		
City of Lafayette & Lafayette Parish.....	262-263	15
<b>Debt Capacity -</b>		
Calculation of Legal General Obligation Debt Margin, Last Ten Fiscal Years.....	264	16
Outstanding Debt by Type, Last Ten Fiscal Years.....	265	17
Ratios of General Bonded Debt, Last Ten Fiscal Years.....	266-267	18
Computation of Direct and Overlapping Debt.....	268	19
Ratio of Sales Taxes Debt Coverage, Last Ten Fiscal Years.....	269	20
Ratio of Annual Debt Service Expenditures for General Bonded		
Debt to Total General Expenditures, Last Ten Fiscal Years.....	270	21
Revenue Bond Coverage - Electric, Water, and		
Sewer Bonds, Last Ten Fiscal Years.....	271	22
Revenue Bond Coverage - Communications System, Last Ten Fiscal Years.....	272	23
<b>Demographic and Economic Information -</b>		
Demographic Statistics, Last Ten Fiscal Years.....	273	24
Principal Employers, Current & Nine Years Ago.....	274	25
<b>Operating Information -</b>		
Special Assessment Billings & Collections, Last Ten Fiscal Years.....	275	26
Budgeted Position Employees By Fund/Department, Last Ten Fiscal Years.....	276-277	27
Operating Indicators by Function, Last Ten Fiscal Years.....	278-279	28
Capital Asset Statistics by Function, Last Ten Fiscal Years.....	280	29

IV. Single Audit Section

Independent Auditor's Report on Internal Control Over Financial Reporting and on Compliance and Other Matters Based on an Audit of Financial Statements Performed in Accordance with Government Auditing Standards.....	281-282
Independent Auditor's Report on Compliance for Each Major Federal Program and on Internal Control Over Compliance Required by the Uniform Guidance.....	283-285
Schedule of Expenditures of Federal Awards.....	286-288
Notes to the Schedule of Expenditures of Federal Awards.....	289
Schedule of Findings and Questioned Costs.....	290-307
Corrective Action Plan.....	308-313
Summary Schedule of Prior Year Audit Findings.....	314-326

# **Introductory Section**





Chief Financial Officer

April 22, 2024

Mayor-President Monique Boulet  
Members of the City and Parish Councils  
Citizens of Lafayette Parish, Louisiana

Dear Mayor-President, Members of the City and Parish Councils, and Citizens of Lafayette Parish:

Pursuant to Louisiana State Statutes and the Home Rule Charter, I am pleased to submit the Annual Comprehensive Financial Report for Lafayette City-Parish Consolidated Government for the fiscal year ended October 31, 2023. The Home Rule Charter requires that the City and Parish Councils jointly provide an annual independent post fiscal year audit and such additional audits, as it deems necessary, of the accounts and other evidence of financial transactions of the Consolidated Government including those of all Consolidated Government departments, offices, or agencies. The City and Parish Councils jointly shall designate an independent auditor to make such audits.

The Accounting Division of the Office of Finance and Management prepared this report in accordance with generally accepted accounting principles (GAAP). We believe the data, as presented, is accurate in all material respects; that it is presented in a manner designed to set forth fairly the financial position and results of operations of the City-Parish as measured by the financial activities of its various funds and the entity-wide presentation; and that all disclosures necessary to enable readers to gain an understanding of City-Parish financial affairs have been included. Responsibility for the accuracy of the presented data and the completeness and fairness of the presentation, including all disclosures, rests with the local government.

Lafayette City-Parish Consolidated Government's financial statements have been audited by Kolder, Slaven & Company, LLC, a firm of licensed, independent, certified public accountants designated jointly by the City and Parish Councils. The goal of the independent audit was to provide reasonable assurance that the financial statements are free of material misstatement. The independent audit involved examining, on a test basis, evidence supporting the amounts and the disclosures in the financial statements; assessing the accounting principles used and significant estimates made by management; and evaluating the overall financial statement presentation. The independent auditors concluded, based upon the audit, that there was a reasonable basis for rendering an unmodified opinion that Lafayette City-Parish Consolidated Government's financial statements for the fiscal year ended October 31, 2023 are fairly presented in conformity with GAAP. The independent auditor's report is presented as the first document of the Financial Section of this report.

Lafayette City-Parish Consolidated Government (LCG) is required to undergo an annual single audit in conformance with the audit requirements of the Title 2 U.S. Code of Federal Regulations Part 200, *Uniform Administrative Requirements, Cost Principles, and the Audit Requirements for Federal Awards* (Uniform Guidance). Information related to this single audit including the Schedule of Expenditures of Federal Awards, findings and recommendations, and the independent auditor's reports on the internal control structure and compliance with applicable laws and regulations is presented within the Single Audit Section immediately following the Statistical Section of this report.

Management’s Discussion and Analysis (MD&A) immediately follows the independent auditor’s report and provides a narrative introduction, overview, and analysis of the basic financial statements. This letter of transmittal is designed to complement the MD&A and should be read in conjunction with it.

### ***Profile of the Government***

The City of Lafayette, Louisiana is the parish seat of the Parish of Lafayette. The 2022 estimated population of the City is 133,727 and the Parish is 244,709. The region was settled in 1763 by exiled Acadians from Nova Scotia (commonly called Cajuns). The Parish was created on January 17, 1823 and covers a total of 277 square miles. The City of Lafayette was originally founded as Vermilionville in 1821 and later renamed Lafayette in 1884. The City was incorporated in 1914. The Parish is located in the heart of Acadiana, an eight-parish area in the center of southern Louisiana between New Orleans and Houston. French, Creole, and Acadian culture, handwork and traditions are very much in evidence in and around the region and both French and English languages are still spoken. An estimated 11.1% of the Parish population speaks both French and English.



Prior to January 2020, the governing authority of LCG was the Lafayette City-Parish Council, consisting of nine members elected from nine single member districts. By a general vote of Lafayette citizens, effective January 6, 2020, this Council was replaced by two separate councils consisting of five members each. The Lafayette City Council serves as the governing authority for the City of Lafayette. The Lafayette Parish Council serves as the governing authority for the Parish of Lafayette. The City Council and Parish Council, jointly, serve as the governing authority for Lafayette City-Parish Consolidated Government. The LCG chief executive is the Mayor-President. LCG’s governance structure is by home rule charter which, in its current form, was voted on by the citizenry in 1992. Although the governments were consolidated in 1996, the Home Rule Charter states that “The City of Lafayette shall continue to exist as a legal entity... and shall exercise all powers granted by general state law and the state constitution for municipalities of the same population class.” The Charter also states that all fees, charges, and taxes levied by Lafayette Parish and the City of Lafayette shall continue to be levied by the City-Parish Government for purposes and services as prior to consolidation until changed by the appropriate Council(s) having legislative power over the subject matter of the fees, charges, and/or taxes, or by a vote of the people when a vote is required for tax purposes; therefore, after consolidating administration and operations of the two governments, LCG continues to maintain separate accounts for the City of Lafayette and Parish funds.

Lafayette City-Parish Consolidated Government provides a wide range of services including public safety, highways and streets, sanitation, airports, transportation, recreational activities, general administration functions, and other general governmental services. It also provides fiber optic networking services through LUSFiber. Lafayette Utilities System (LUS), a department of LCG, provides electric, water, and wastewater services that are amongst the lowest priced in the state.

### ***Mission Statement***

The mission of Lafayette City-Parish Consolidated Government is to enhance the quality of life of our community by providing high-quality; cost-effective services that meet the needs and expectations of the public.

### ***Accomplishments***

- The Office of Finance and Management earned LCG’s eleventh Government Finance Officers Association Distinguished Budget Presentation Award for the FY 2024 budget document. Finance was also awarded our eighth Certificate of Achievement for Excellence in Financial Reporting for

the FY 2022 ACFR. GFOA has also given the second Award for Outstanding Achievement in Popular Annual Financial Reporting for the Popular Annual Financial Report for FY 2022.

- Both the City Council and Parish Council approved funds for the digitization of the historic documents (resolutions, ordinances, and minutes) from Police Jury meetings, Parish Council meetings, City Council meetings and the Consolidated Council meetings, along with other forms of governmental meetings dating back to the 1800's. This project was completed and makes processes more secure, quicker to access and most efficient. By making these documents electronic, the public will also have easier access for their own research, enhancing government transparency.
- Best Friends Animal Society awarded a \$40,000 grant to Lafayette Animal Shelter and Care Center (LASCC) for their lifesaving efforts and leading animal welfare groups in Louisiana. These funds will be used to maintain our 90% live release rate and invest in continuing education of our amazing team. LASCC also started a heartworm treatment program for all heartworm positive dogs adopted from our organization. An adopter has the option to elect their dog be treated at our facility for \$50. This program not only saves our adopters money, but ensures that our dogs are getting the gold standard care and shortening the length of stay of heartworm positive dogs in our shelter.
- Public Works completed the Kaliste Saloom widening project. This project was in the works for over 15 years. It covers a span of approximately 2 miles and cost approximately \$40 million for construction, right of way, utility relocation, engineering and inspection. Approximately 26,000 vehicles travel on this road daily.
- The Drainage Department completed the ARPA Parish Drainage Flushing Services project which included areas within the unincorporated Lafayette Parish and the five municipalities (Lafayette, Broussard, Carencro, Scott, and Youngsville). The project resulted in 92,990 linear feet of culverts that were flushed/vacuumed and the removal of 1,395 cubic yards of sediment.
- LUS' LED street light replacement project improves nighttime traffic visibility and roadway safety, reduces electric consumption, decreases maintenance costs, and creates possibilities for "smart city" functions. This project is estimated to save the City \$500,000 to \$800,000 a year.

### ***Budgetary Control***

The fiscal year for Lafayette City-Parish Consolidated Government is November 1 through October 31. The Home Rule Charter requires that at least ninety days prior to the beginning of each fiscal year, an operating budget and a capital improvement budget be submitted to the City Council and the Parish Council. The Clerk of the Council then publishes a joint public hearing notice at least ten days prior to the date the budget is presented to the public for a formal public hearing. The notice is required to include a general summary of the proposed budget, the times and places where copies of the budget are available for public inspection, and the location, date, and time of the joint public hearing.

The annual budget serves as a policy document, a financial plan, an operations guide, and a communications device for Lafayette City-Parish Consolidated Government. It is the foundation for LCG's allocation of resources toward service delivery plans for the coming fiscal year. The budget is reported using the current financial resources measurement focus and is consistent with generally accepted accounting principles as applied to governmental units. Appropriations define the cash limits that cannot be exceeded. No reference is given to when revenues are earned or expenses are incurred. For budgetary purposes, these items are only recognized when received or paid. Non-cash items such as depreciation and amortization are not budgeted.

Conversely, the government-wide, proprietary and fiduciary fund financial statements are reported using the economic resources measurement focus and the modified accrual basis of accounting. Revenues are recorded when earned and expenses are recorded when a liability is incurred, regardless of the timing of related cash flows. Nonexchange transactions in which the government gives (or receives) value without directly receiving (or giving) equal value in exchange include property taxes, grants, and entitlements. On an accrual basis, property taxes are recognized in the year for which the taxes are levied. Revenue from grants, entitlements, and donations are recognized in the fiscal year in which all eligibility requirements have been satisfied.

## **Local Economy**

The business base of the Parish includes energy services, manufacturing, health care, transportation and distribution, education, information technology, finance, tourism, and other service-related industries. The population in Lafayette's trade market is over 600,000 people with over a million tourists visiting the area each year. More than twenty percent of the retail dollars spent in the Parish come from visitors outside the Parish's borders.

Sales taxes make up one of the largest parts of local revenues and are usually restricted (dedicated) to specific uses by the voters. Currently, residents are charged a total of eight-point forty-five percent (8.45%) sales tax, with the exception of TIF districts. Lafayette City-Parish Consolidated Government has a two percent (2%) general sales and use tax for the City of Lafayette and a one percent (1%) general sales and use tax for the Parish of Lafayette. In 2023, total retail sales reached \$8.46 billion, the highest year on record.

Proceeds of the 1961 one percent (1%) general sales and use tax levied by the City of Lafayette are dedicated to capital improvements such as street improvements, building construction, drainage, and any other work of permanent public improvement. Proceeds of the 1985 one percent (1%) general sales and use tax levied by the City of Lafayette are dedicated to capital improvements for streets and drainage. Both the 1961 and 1985 general sales and use taxes are dedicated to supplementing the revenues of the City's General Fund after providing the debt service on outstanding bonds, provided that such an amount cannot exceed 35% of the annual sales tax revenues.

Lafayette Parish is authorized by the voters of the Parish to levy and collect one percent (1%) general sales and use tax on a parish-wide basis except for territory located within the boundaries of any incorporated municipality situated within the Parish. The net proceeds of the sales tax are deposited in the Parish General Fund for general expenditures.

Between fiscal year 2022 and 2023, total sales tax revenues increased by \$2,672,340. The increase in retail sales is attributable to many factors including but not limited to, increased economic activity, low unemployment rates, job growth, inflation and normalization of spending habits after the significant reductions in business, travel and other economic activity due to the COVID-19 economic shutdown.

The five-year trend for sales tax at the fund level has been as follows:

<b>Fiscal Year</b>	<b>City-1961</b>	<b>City-1985</b>	<b>Parish</b>	<b>TIF MM103</b>	<b>Total</b>
2019	\$44,592,889	\$37,221,378	\$4,885,224	\$1,138,358	\$87,837,849
2020	\$43,803,676	\$35,891,764	\$5,304,706	\$1,040,443	\$86,040,589
2021	\$51,262,785	\$43,185,120	\$6,373,263	\$1,349,797	\$102,170,965
2022	\$55,274,568	\$46,323,016	\$7,057,164	\$1,547,173	\$110,201,921
2023	\$57,480,663	\$46,737,419	\$6,990,643	\$1,665,536	\$112,874,261

For further information regarding sales taxes, please refer to the Statistical Section that immediately follows the Financial Section of this report.

In October of 2023, the unemployment rate for Lafayette Parish was 3.3%, below the national average of 3.9% and below the state's rate of 3.6%. The per capita income is \$58,963 with an average single-family home price of \$293,495.

The Lafayette Parish School System includes 45 schools: 25 elementary schools, 12 middle schools, and 8 high schools. Included in the system are magnet academies, foreign language immersion curriculums, and gifted and talented programs. Lafayette is also home to the University of Louisiana at Lafayette (UL Lafayette) which is part of the University of Louisiana System. The University is the second largest university in Louisiana with over 19,000 students. UL Lafayette offers bachelors, masters, and doctoral

degrees in curriculums ranging from the humanities to hard sciences. It is one of the top-ranked universities in the south.

### ***Major Initiatives***

Mayor-President Monique B. Boulet's administration continues its efforts assessing the current status of the city-parish, making critical hires, analyzing projects and establishing collaboration across departments and municipalities, all of which set LCG up for future success.

#### **Public Safety:**

Public safety remains a critical area of concern for the residents of Lafayette Parish. Programming that addresses root causes of crime, including intimate partner violence and addiction must be grown as we also commit to investing in responses to crime that has already happened. Moreover, there's a need for coordinated parish-wide collaboration to leverage existing recreational strengths and facilities more effectively. Eliminating redundancies and enhancing coordination among recreational facilities could lead to a more cohesive network that supports a better quality of life for residents and attracts more visitors to the area. By investing in both crime prevention strategies and collaborative approaches to recreational planning, Lafayette can work towards addressing these challenges and fostering a safer, more vibrant community.

#### **Financial and Legal Stabilization:**

Improving the fiscal outlook of our parish while mitigating past impacts is a top priority for the administration. In our efforts to resolve lingering concerns, we have been actively engaging with regulators at the local, state, and federal levels. Our approach is aimed at fostering trust and rebuilding relationships while restoring our credibility. Through these meetings, we are committed to addressing any outstanding issues transparently and cooperatively, demonstrating our dedication to accountability and positive collaboration. We are also working to improve public trust in LCG through a comprehensive review of the procedures relative to responding to public records requests. Our administration is exploring potential improvements to procedures that are anticipated to ensure that we handle our business in an expeditious and transparent manner and in full compliance with the legal requirements associated with these requests. Making policy decisions without a thorough analysis of the fiscal impact has the potential to put the City and Parish budgets in jeopardy of not providing adequate services to citizens.

#### **Economic Growth and Development:**

Lafayette faces challenges in improving jobs and economic development, primarily centered around establishing a stable legal and financial foundation. Without a solid framework in place, attracting well-paying jobs becomes difficult, hindering the growth of the local economy. Additionally, obtaining means of financing for crucial projects necessary to sustain economic momentum becomes a daunting task without a reliable financial infrastructure. Addressing these obstacles is essential to fostering sustainable economic development in Lafayette, ensuring the creation of employment opportunities and the advancement of the community as a whole.

Lafayette is uniquely positioned to benefit from its location at the crossroads of two major arteries in the state, as well as the readily available workforce development infrastructure already in place such as the University of Louisiana at Lafayette and South Louisiana Community College. As we work to improve our current conditions, taking full advantage of both of these opportunities will be crucial to our success.

The anchor of a better economy is business base and workforce. With several ongoing projects like the University Gateway and I-49 Connector designed to improve prosperity through connectedness and appropriate staffing in place to support projects like these, we are in a position to leverage Lafayette's strengths to best address some of its weaknesses.

## Revitalization and Long-Term Growth Impacts:

A key focus of the Boulet administration will be to revitalize the oldest parts of our community and infrastructure, in order to breathe new life into these segments of our parish. Focusing on revitalization and redevelopment has the potential to create new jobs and provide for economic development, eliminate eyesores, increase property values, and strengthen the tax base.

### ***Relevant Financial Policies***

#### *Fund/Department Structure*

The fund structure for LCG is especially complex. City and Parish funds are accounted for separately due to the source of revenue and authority granted by the voters of both the City and the Parish. There are two general funds; one for the City and one for the Parish that are reported as one combined general fund to comply with generally accepted accounting principles. Combined, there are over fifty general governmental funds (special revenue, debt service, and capital projects), four internal service funds, and five business type funds.

#### *Investment Management*

The Cash Management Rules and Guidelines of LCG address the following areas:

- Scope, Prudence, and Objectives
- Delegation of Authority
- Authorized Financial Dealers and Institutions and Diversification in Authorized and Suitable Investments
- Collateralization
- Safekeeping and Custody

It is the policy of LCG to invest public funds in a manner which conforms to existing Louisiana State Statutes governing the investment of public funds and LCG's Home Rule Charter while receiving a maximum rate of return. LCG's Investment Policy has the following objectives: safety, liquidity, yield, and public trust. Authorized security purchases include:

- U.S. Treasury Bills, Notes, and Bonds with maturities not to exceed two years.
- Federal agency and instrumentality coupon debentures and discount notes with maturities not to exceed two years – limited to Federal Home Loan Bank, Federal National Mortgage Association, Federal Farm Credit Bank, and Federal Home Loan Mortgage Corporation.
- Repurchase agreements with a maturity not to exceed six months on the above securities collateralized at a minimum of 102 percent of the purchase price of the repurchase agreement.
- The purchase of any securities listed in the first two bullets in excess of two years must be pre-approved in writing by the Chief Financial Officer.

#### *Fund Balance Policy*

Governmental funds report the difference between their assets and liabilities as fund balance. Under generally accepted accounting principles, fund balance is divided into two major components; Non-spendable and Spendable. Non-spendable is that portion of fund balance that is not available for appropriation because the assets it represents are not in a spendable form, such as inventory. Spendable Fund Balance is further broken down into four categories; restricted, committed, assigned, and unassigned. It is the unassigned portion of fund balance that can be appropriated without external or internal restrictions. It is the intent of LCG administration to maintain at a minimum its unassigned fund balance for the City General Fund at 20% of the total fund's operating expenses. Under this policy, LCG administration, in its budgeting process, submits a proposed budget to the City Council and the Parish Council that adheres

strictly to the fund balance requirements. This policy has not yet been ratified by the City Council and the Parish Council and during the budget adoption process the Councils may, at their discretion, amend the budget in such a way that this policy is violated. In such cases, policy violations will be discussed in the administration's transmittal letter in the final budget document. Additionally, the City Council and the Parish Council may be asked to provide a discussion of these decisions and, if provided, will be included in the final budget document as well.

### *Debt Policy*

LCG's debt is issued primarily as a financing tool for infrastructure (such as streets, drainage, and utilities) and infrastructure improvements. A careful balance between debt financed projects and pay-as-you-go capital projects is maintained. Capital projects that may be funded by debt are evaluated within the context of LCG's long range capital plan and debt is only issued after careful consideration of current debt levels, economic conditions, the availability of alternative funding sources, and key debt and liquidity ratios. Bond covenants require that the average annual revenues for the City of Lafayette sales tax collections for the two most recent fiscal years must equal or exceed 1.5 times the highest combined principal and interest requirements for any succeeding fiscal year on all City sales tax bonds outstanding. It is the administration's policy to maintain a higher City sales tax ratio of 2.0.

Louisiana Revised Statutes limit the Parish's general obligation bonded debt for other purposes to 10% of the assessed valuation of the taxable property for a single purpose with no limit on the number of purposes. The City may issue general obligation bonded debt in excess of 10% of the assessed valuation of the taxable property for any single purpose provided that the aggregate for all such purposes (determined at the time of issuance of the bonds) does not exceed 35% of the assessed valuation of the taxable property of the City.

Compliance with all bond covenants, bond ordinances, contracts, etc. are monitored. Additionally, required financial data and event information are uploaded to the Electronic Municipal Market Access (EMMA) which is the official repository for information on virtually all municipal bonds.

### *Revenue Policy*

LCG endeavors to have a diversified and stable revenue system to protect against unforeseeable short-term fluctuations in any one revenue source. Revenue forecasts are based on the best information available and take into consideration historical trends, current economic factors (such as property assessments and retail sales trends), and projected activity. Revenues are budgeted conservatively but if economic downturns develop, which could result in revenue shortfalls, adjustments in budgeted expenditures are made to compensate. LCG establishes and monitors user fees and charges based on the cost of services and community benefit. Services may be subsidized as the Councils deem necessary. The use of one-time revenues or those of an unpredictable nature to fund on-going expenditures is discouraged. LCG pursues alternate methods of financing such as federal and state grants and intergovernmental agreements.

### *Expenditure Policy*

All department directors share in the responsibility of looking at and understanding LCG's long-term financial viability, the general spending trends of their respective departments, the projected departmental revenues, and educating themselves and their staff on the necessary short and long-term balance between revenues and expenses. Departmental budgets are submitted to the administration with these responsibilities in mind and budgets are typically zero-based or status quo with little or no increases to expenditures contemplated. As the administration evaluates budgetary requests, higher priority is given to expenditures which provide direct public services and public health and safety. The highest priority is given to the payment of bonds, notes, contracts, accounts payable, and other monetary liabilities. An appropriate balance between these priorities and the dollars provided towards the assurance of good management and legal compliance is strived for.

### *Capital Improvements*

LCG maintains a Five-Year Capital Improvement Program (including anticipated funding sources) which is updated annually and is approved by the City Council and the Parish Council during the budget process. Capital improvement projects are defined as infrastructure, equipment purchases, or construction that results in a capitalized asset and having a useful life of more than one year.

In addition to a Five-Year Capital Improvement Program, Section 5-05 of the Home Rule Charter requires that a Capital Improvement budget must include the estimated annual cost of operating and maintaining the capital improvement to be constructed or acquired.

Proposed capital projects are reviewed by departmental directors, staff, and administration. Priority of projects is based on financial sources available and/or debt considered and overall consistency with LCG's goals and objectives.

### *Internal Controls and Fiscal Monitoring*

City-Parish management is responsible for establishing, implementing, and maintaining a framework of internal controls designed to ensure that City-Parish assets are protected from loss, theft, or misuse and to ensure that adequate accounting data is compiled to allow for the preparation of financial statements in conformity with generally accepted accounting principles.

The system of internal control is designed to provide reasonable but not absolute assurance regarding: 1) the safeguarding of assets against loss from unauthorized use or disposition, 2) the reliability of financial records for preparing financial statements, and 3) accountability for assets. The concept of reasonable assurance recognizes that the cost of control should not exceed the benefits likely to be derived and the valuation of costs and benefits requires estimates and judgments by management.

Financial systems will maintain internal controls to monitor revenues, expenditures, and program performance on an ongoing basis. As required by the Home Rule Charter and/or internal written policy, monthly financial reports are prepared as well as departmental meetings held to review the status of revenues and expenditures and compliance to the adopted budget.

### *Long-term Financial Planning*

The City of Lafayette, through the Lafayette Public Power Authority (LPPA), acquired a 50 percent ownership interest in a fossil fuel steam electric generating unit known as Rodemacher Unit 2 ("Unit 2"). The output of Unit 2 is sold by LPPA to the City in accordance with a long-term power sales contract whereby LPPA agreed to sell and the City agreed to purchase LPPA's share of the power and energy produced by Unit 2. The contract expires August 31, 2047. Payments under the contract are specified to be sufficient to pay all costs of LPPA in connection with Unit 2 including LPPA's share of operation and maintenance of Unit 2, debt service requirements, and all other financial obligations of LPPA's share of Unit 2. These obligations are payable as an operating expense of the Utilities System Fund and payable solely from the revenues of the Utility System. Expenses related to fuel, purchased power, and associated costs are recovered through a fuel charge established by the director of the Utilities System. The payments to LPPA are required to be made whether or not Unit 2 is operating or inoperable.

### *Awards and Acknowledgements*

The Government Finance Officers Association of the United States and Canada (GFOA) awarded a Certificate of Achievement for Excellence in Financial Reporting to Lafayette City-Parish Consolidated Government for its annual comprehensive financial report for the fiscal year ended October 31, 2022. This was the eighth consecutive year that the government has achieved this prestigious award. The Certificate of Achievement is a prestigious national award recognizing conformance with the highest standards for preparation of state and local government financial reports.



In order to be awarded a Certificate of Achievement, a government must publish an easily readable and efficiently organized annual comprehensive financial report. This report must satisfy both generally accepted accounting principles and applicable legal requirements.

A Certificate of Achievement is valid for a period of one year only. We believe that our current annual comprehensive financial report continues to meet the Certificate of Achievement Program's requirements and we are submitting it to GFOA to determine its eligibility for another certificate.

GFOA has also given an Award for Outstanding Achievement in Popular Annual Financial Reporting to Lafayette City-Parish Consolidated Government for its Popular Annual Financial Report for the fiscal year ended October 31, 2022. This was the second consecutive year that the government has achieved this prestigious award. The Award for Outstanding Achievement in Popular Annual Financial Reporting is a prestigious national award recognizing conformance with the highest standards for preparation of state and local government popular reports.

In order to receive an Award for Outstanding Achievement in Popular Annual Financial Reporting, a government unit must publish a Popular Annual Financial Report, whose contents conform to program standards of creativity, presentation, understandability, and reader appeal. An Award for Outstanding Achievement in Popular Annual Financial Reporting is valid for a period of one year only. We believe our current report continues to conform to the Popular Annual Financial Reporting requirements, and we are submitting it to GFOA to determine its eligibility for another award.

In addition, Lafayette City-Parish Consolidated Government also received GFOA's Distinguished Budget Presentation Award for its annual operating budget prepared for the fiscal year covered by this Annual Comprehensive Financial Report. This was the eleventh consecutive year that the government has received this award. In order to receive this award, a governmental unit must publish a budget document that meets program criteria as a policy document, an operations guide, a financial plan, and a communications device.

The preparation of this report on a timely basis could not have been accomplished without the dedicated services of a highly trained and qualified staff. I also would like to acknowledge the thorough, professional, and timely manner in which the audit was conducted by our independent auditors Kolder, Slaven, & Company, LLC.

In addition, we express our appreciation to Mayor-President, Ms. Monique Boulet and the members of the City and Parish Councils for their interest and support in planning and conducting the financial affairs of the City-Parish in a responsible and progressive manner during their terms in office.

Respectfully submitted,



Karen V. Fontenot, CPA  
Chief Financial Officer



Government Finance Officers Association

Certificate of  
Achievement  
for Excellence  
in Financial  
Reporting

Presented to

**Lafayette Consolidated Government  
Louisiana**

For its Annual Comprehensive  
Financial Report  
For the Fiscal Year Ended

October 31, 2022

*Christopher P. Morill*

Executive Director/CEO

Lafayette City-Parish Consolidated Government  
Lafayette, Louisiana

Annual Comprehensive Financial Report  
For the Fiscal Year Ended October 31, 2023

Listing of Principal Elected and Administrative Officials

**Principal Elected Officials**

*(As of October 31, 2023)*

Honorable Joshua S. Guillory  
Mayor-President

Members of the Parish Council

Bryan Tabor	District 1
Kevin Naquin	District 2
Josh Carlson	District 3
John J. Guilbeau	District 4
Abraham “AB” Rubin Jr.	District 5

Members of the City Council

Patrick “Pat” Lewis	District 1
Andy Naquin	District 2
Liz W. Hebert	District 3
Nanette S. Cook	District 4
Glenn M. Lazard	District 5

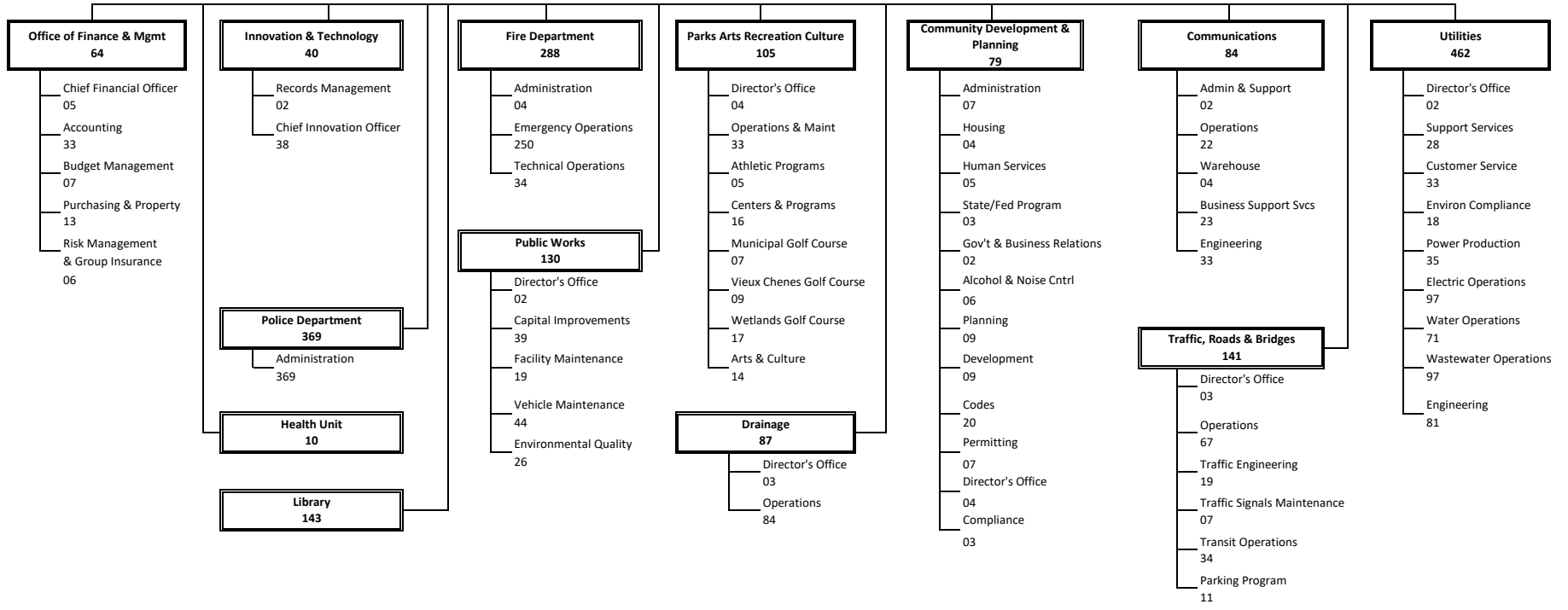
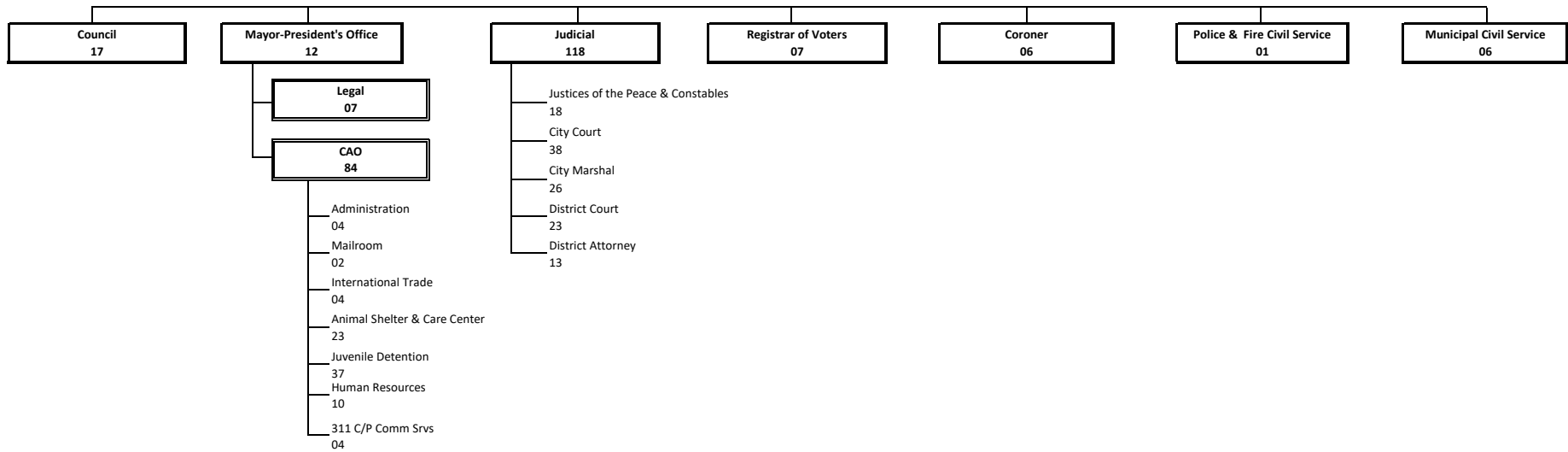
**Principal Administrative Officials**

Cydra Wingerter  
Chief Administrative Officer

Lowell Duhon  
Interim Chief Financial Officer

Gregory J. Logan  
City-Parish Attorney

# LAFAYETTE CONSOLIDATED GOVERNMENT

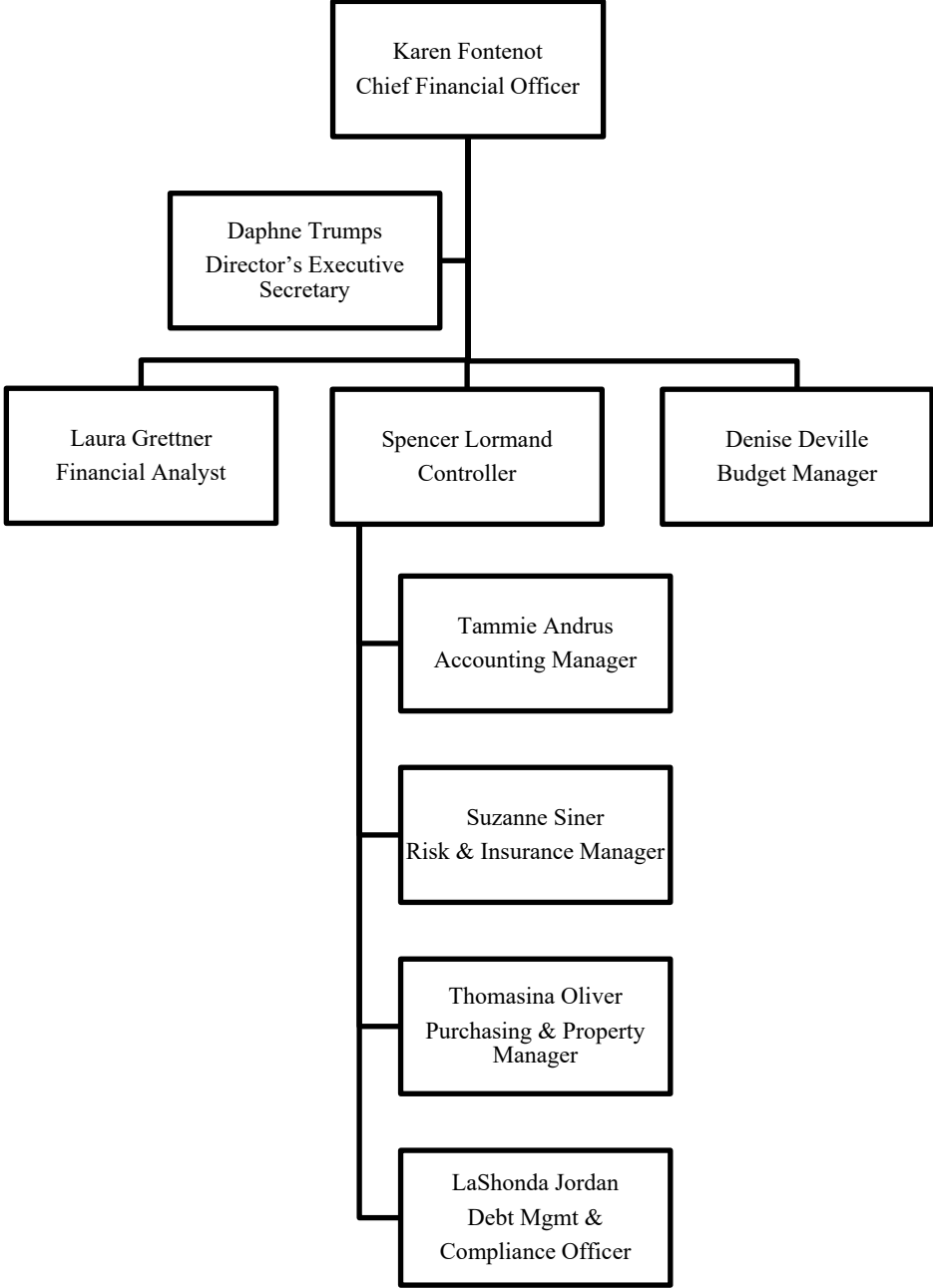


XVIII

Total Employee Strength  
(Excluding Temporary)  
2,260

Lafayette City-Parish Consolidated Government

Office of Finance and Management





Lafayette

CONSOLIDATED GOVERNMENT

## **Financial Section**

# KOLDER, SLAVEN & COMPANY, LLC

CERTIFIED PUBLIC ACCOUNTANTS

Brad E. Kolder, CPA, JD\*  
Robert S. Carter, CPA\*  
Arthur R. Mixon, CPA\*  
Stephen J. Anderson, CPA\*  
Matthew E. Margaglio, CPA\*  
Casey L. Ardoin, CPA, CFE\*  
Wanda F. Arcement, CPA  
Bryan K. Joubert, CPA  
Nicholas Fowlkes, CPA  
Deidre L. Stock, CPA

*Of Counsel*  
C. Burton Kolder, CPA\*  
Gerald A. Thibodeaux, Jr., CPA\*

Victor R. Slaven, CPA\* - retired 2020  
Christine C. Doucet, CPA – retired 2022

\* A Professional Accounting Corporation

183 S. Beadle Rd.  
Lafayette, LA 70508  
Phone (337) 232-4141

1428 Metro Dr. 450 E. Main St.  
Alexandria, LA 71301 New Iberia, LA 70560  
Phone (318) 442-4421 Phone (337) 367-9204

200 S. Main St. 1201 David Dr.  
Abbeville, LA 70510 Morgan City, LA 70380  
Phone (337) 893-7944 Phone (985) 384-2020

434 E. Main St. 11929 Bricksome Ave.  
Ville Platte, LA 70586 Baton Rouge, LA 70816  
Phone (337) 363-2792 Phone (225) 293-8300

WWW.KSRCPAS.COM

## INDEPENDENT AUDITOR'S REPORT

To the Lafayette City Council and Lafayette  
Parish Council of Lafayette, Louisiana

### Report on the Financial Statements

#### *Opinions*

We have audited the accompanying financial statements of the governmental activities, the business-type activities, the aggregate discretely presented component units, each major fund, and the aggregate remaining fund information of Lafayette City-Parish Consolidated Government (the Government), as of and for the year ended October 31, 2023, and the related notes to the financial statements, which collectively comprise the Government's basic financial statements, as listed in the table of contents.

In our opinion, based on our audit and the reports of other auditors, the financial statements referred to above present fairly, in all material respects, the respective financial position of the governmental activities, the business-type activities, the aggregate discretely presented component units, each major fund, and the aggregate remaining fund information of the Government, as of October 31, 2023, and the respective changes in financial position and, where applicable, cash flows thereof for the year then ended in accordance with accounting principles generally accepted in the United States of America.

We did not audit the financial statements of Cajundome Commission, City Court of Lafayette, Lafayette Regional Airport, Lafayette Parish Waterworks District North, Lafayette Parish Waterworks District South, Lafayette Parish Bayou Vermilion District, and Lafayette Parish Communication District, component units, which represent 93.50% and 92.53%, respectively, of the assets and program and general revenues of the aggregate discretely presented component units and University Gateway Economic Development District, blended component unit, which represent 0.72% and 0.35%, respectively, of the assets and revenues of the other governmental funds. Those financial statements were audited by other auditors whose reports thereon have been furnished to us, and our opinion, insofar as it relates to the amounts included for Cajundome Commission, City Court of Lafayette, Lafayette Regional Airport, Lafayette Parish Waterworks District North, Lafayette Parish Waterworks South, Lafayette Parish Bayou Vermilion District, Lafayette Parish Communication District, and University Gateway Economic Development District is based solely on the reports of other auditors.



## ***Basis for Opinions***

We conducted our audit in accordance with auditing standards generally accepted in the United States of America and the standards applicable to financial audits contained in *Government Auditing Standards*, issued by the Comptroller General of the United States. Our responsibilities under those standards are further described in the Auditor's Responsibilities for the Audit of the Financial Statements section of our report. We are required to be independent of the Government and to meet our other ethical responsibilities, in accordance with the relevant ethical requirements relating to our audit. We believe that the audit evidence we have obtained is sufficient and appropriate to provide a basis for our audit opinions.

## ***Responsibilities of Management for the Financial Statements***

Management is responsible for the preparation and fair presentation of these financial statements in accordance with accounting principles generally accepted in the United States of America; this includes the design, implementation, and maintenance of internal control relevant to the preparation and fair presentation of financial statements that are free from material misstatement, whether due to fraud or error.

In preparing the financial statements, management is required to evaluate whether there are conditions or events, considered in the aggregate, that raise substantial doubt about the Government's ability to continue as a going concern for twelve months beyond the financial statement date, including any currently known information that may raise substantial doubt shortly thereafter.

## ***Auditor's Responsibilities for the Financial Statements***

Our objectives are to obtain reasonable assurance about whether the financial statements as a whole are free from material misstatement, whether due to fraud or error, and to issue an auditor's report that includes our opinions. Reasonable assurance is a high level of assurance but is not absolute assurance and therefore is not a guarantee that an audit conducted in accordance with generally accepted auditing standards and *Government Auditing Standards* will always detect a material misstatement when it exists. The risk of not detecting a material misstatement resulting from fraud is higher than for one resulting from error, as fraud may involve collusion, forgery, intentional omissions, misrepresentations, or the override of internal control. Misstatements are considered material if there is a substantial likelihood that, individually or in the aggregate, they would influence the judgment made by a reasonable user based on the financial statements.

In performing an audit in accordance with generally accepted auditing standards and *Government Auditing Standards*, we:

- Exercise professional judgment and maintain professional skepticism throughout the audit.
- Identify and assess the risks of material misstatement of the financial statements, whether due to fraud or error, and design and perform audit procedures responsive to those risks. Such procedures include examining, on a test basis, evidence regarding the amounts and disclosures in the financial statements.
- Obtain an understanding of internal control relevant to the audit in order to design audit procedures that are appropriate in the circumstances, but not for the purpose of expressing an opinion on the effectiveness of the Government's internal control. Accordingly, no such opinion is expressed.
- Evaluate the appropriateness of accounting policies used and the reasonableness of significant accounting estimates made by management, as well as evaluate the overall presentation of the financial statements.
- Conclude whether, in our judgment, there are conditions or events, considered in the aggregate, that raise substantial doubt about the Government's ability to continue as a going concern for a reasonable period of time.

We are required to communicate with those charged with governance regarding, among other matters, the planned scope and timing of the audit, significant audit findings, and certain internal control-related matters that we identified during the audit.

### ***Emphasis of Matter***

As discussed in Note 34 to the basic financial statements, the Government has adopted the provisions of GASB statement No. 96, *Subscription-Based Information Technology Arrangements* and a prior year restatement. Our opinion is not modified with respect to this matter.

### ***Required Supplementary Information***

Accounting principles generally accepted in the United States of America require that the Management's Discussion and Analysis, budgetary comparison schedules, schedule of changes in total OPEB liability and related ratios, schedule of employer's share of net pension liability, and schedule of employer contributions be presented to supplement the basic financial statements. Such information, although not a part of the basic financial statements, is required by the Governmental Accounting Standards Board, who considers it to be an essential part of financial reporting for placing the basic financial statements in an appropriate operational, economic, or historical context. We have applied certain limited procedures to the required supplementary information in accordance with auditing standards generally accepted in the United States of America, which consisted of inquiries of management about the methods of preparing the information and comparing the information for consistency with management's responses to our inquiries, the basic financial statements, and other knowledge we obtained during our audit of the basic financial statements. We do not express an opinion or provide any assurance on the information because the limited procedures do not provide us with sufficient evidence to express an opinion or provide any assurance.

### ***Supplementary Information***

Our audit was conducted for the purpose of forming opinions on the financial statements that collectively comprise the Government's basic financial statements. The General funds combining statements and budgetary comparison schedules, combining and individual nonmajor fund financial statements and schedules, nonmajor enterprise funds, internal service funds, fiduciary funds, nonmajor component unit combining statements, Utilities System Fund statement, Justice System Funding Schedule – Receiving Entity, and the schedule of expenditures of federal awards, as required by Title 2 U.S. *Code of Federal Regulations* (CFR) Part 200, *Uniform Administrative Requirements, Cost Principles, and Audit Requirements for Federal Awards*, are presented for purposes of additional analysis and are not a required part of the financial statements. Such information is the responsibility of management and was derived from and relates directly to the underlying accounting and other records used to prepare the basic financial statements. The information has been subjected to the auditing procedures applied in the audit of the basic financial statements and certain additional procedures, including comparing and reconciling such information directly to the underlying accounting and other records used to prepare the basic financial statements or to the basic financial statements themselves, and other additional procedures in accordance with auditing standards generally accepted in the United States of America. In our opinion and the opinion of other auditors, the General funds combining statements and budgetary comparison schedules, combining and individual nonmajor fund financial statements and schedules, nonmajor enterprise funds, internal service funds, fiduciary funds, nonmajor component unit combining statements, Utilities System Fund statement, Justice System Funding Schedule – Receiving Entity, and the schedule of expenditures of federal awards are fairly stated in all material respects in relation to the basic financial statements as a whole. The prior year comparative information on the governmental funds and nonmajor enterprise funds combining statements has been derived from the Government's 2022 financial statements, which was subjected to the auditing procedures applied in the audit of the basic financial statements and, in our opinion, was fairly presented in all material respects in relation to the financial statements as a whole.

### ***Other Information***

Management is responsible for the other information included in the annual report. The information comprises the introductory section and statistical sections but does not include the basic financial statements and our auditor's report thereon. Our opinions on the basic financial statements do not cover the other information, and we do not express an opinion or any form of assurance thereon.

In connection with our audit of the basic financial statements, our responsibility is to read the other information and consider whether a material inconsistency exists between the other information and the basic financial statements, or the other information otherwise appears to be materially misstated. If, based on the work performed, we conclude that an uncorrected material misstatement of the other information exists, we are required to describe it in our report.

### **Other Reporting Required by *Government Auditing Standards***

In accordance with *Government Auditing Standards*, we have also issued our report dated April 22, 2024, on our consideration of the Government's internal control over financial reporting and on our tests of its compliance with certain provisions of laws, regulations, contracts, and grant agreements and other matters. The purpose of that report is solely to describe the scope of our testing of internal control over financial reporting and compliance and the results of that testing, and not to provide an opinion on the effectiveness of the Government's internal control over financial reporting or on compliance. That report is an integral part of an audit performed in accordance with *Government Auditing Standards* in considering the Government's internal control over financial reporting and compliance.

***Kolder, Slaven & Company, LLC***  
Certified Public Accountants

Lafayette, Louisiana  
April 22, 2024

# LAFAYETTE CITY-PARISH CONSOLIDATED GOVERNMENT

Lafayette, Louisiana

## Management's Discussion and Analysis

October 31, 2023

Lafayette City-Parish Consolidated Government (LCG) presents the following discussion and analysis of the financial performance during the fiscal year ending October 31, 2023. This discussion and analysis is intended to assist readers in focusing on significant financial issues and changes in financial position and identifying any significant variances from the adopted budget. We encourage readers to consider the information presented here in conjunction with additional information presented in the financial statements provided in this report. All amounts, unless otherwise indicated, are expressed in millions of dollars.

### Financial Highlights

- The assets and deferred outflows of LCG exceeded its liabilities and deferred inflows by \$1,479.0 (net position).
- At the end of the current fiscal year, unassigned fund balance for the General Fund was \$62.2, or 47.3% of total General Fund expenditures and other financing uses. Ending Fund Balance for the General Fund notes an increase of \$1.2 or 1.7% from 2022.
- At the end of the current fiscal year, LCG's governmental funds reported combined ending fund balance of \$320.2, an increase of \$11.8 compared to the fiscal year 2022. Of this amount, \$2.1 is non-spendable and \$318.1 is spendable. Of the total spendable fund balance, \$62.2 is unassigned and is available for spending at the Government's discretion.
- LCG implemented GASB Statement No 96 "*Subscription-Based Information Technology Arrangements*". The requirements of this Statement will improve financial reporting by establishing a definition for SBITAs and providing uniform guidance for accounting and financial reporting for transactions that meet that definition. It will also users to understand the scale and important aspects of a government's SBITA activities and evaluate a government's obligations and assets resulting from SBITAs.
- At the end of the current fiscal year, LCG's governmental funds reported \$114.5 in Sales and Use Tax, an increase of \$2.7 or 2.5% as compared to 2022.

### Overview of the Financial Statements

This discussion and analysis is intended to serve as an introduction to LCG's basic financial statements which have three components: 1) government-wide financial statements, 2) fund financial statements and 3) notes to the basic financial statements. This report also contains other supplementary information in addition to the basic financial statements themselves.

### Government-wide Financial Statements

The government-wide financial statements are designed to provide readers with a broad overview similar to private-sector business financial presentations.

The *statement of net position* presents information on all of LCG's assets, deferred outflows of resources, liabilities, and deferred inflows of resources with the difference reported as net position. Over time, increases or decreases in net position may serve as a useful indicator of whether the financial position of LCG is improving or deteriorating.

LAFAYETTE CITY-PARISH CONSOLIDATED GOVERNMENT

Lafayette, Louisiana

Management's Discussion and Analysis (Continued)

October 31, 2023

The *statement of activities* presents information showing how the Government's net position changed during the fiscal year. Changes in net position are recorded when the underlying event giving rise to the change occurs regardless of the timing of the cash flows. Therefore, revenues and expenses reported in this statement for some items will not result in cash flows until future fiscal periods (e.g., uncollected taxes and earned but unused vacation leave). Both of the government-wide financial statements distinguish functions of LCG that are principally supported by taxes and intergovernmental revenues (governmental activities) from other functions that are intended to recover all or a significant portion of their costs through user fees or charges (business-type activities).

Governmental activities include general government, public safety, public works, urban redevelopment and housing, culture and recreation, health and welfare, economic opportunity, and economic development and assistance.

The business-type activities reflect private sector type operations where the fee for service typically covers all or most of the cost of operations including depreciation. The City's electric, water, wastewater, fiber optics utilities funds, along with LCG's solid waste collection, environmental services, and CNG service station funds are reported here.

### **Fund Financial Statements**

The accounts of LCG are organized on the basis of funds, each of which is considered a separate accounting entity. Government resources are allocated to and accounted for in individual funds based upon the purposes for which they are to be spent and the means by which spending activities are controlled.

Fund financial statements are used to present financial information detailing resources that have been identified for specific activities. The focus of the fund financial statements is on LCG's major funds, although non-major funds are also presented in aggregate and further detailed in the supplementary statements.

LCG uses fund accounting to ensure and demonstrate compliance with requirements placed on resources. Funds are divided into three categories: governmental, proprietary and fiduciary. Fund financial statements allow LCG to present information regarding fiduciary funds since they are not reported in the government-wide financial statements.

**Governmental Funds** are used to account for essentially the same functions reported as governmental activities in the government-wide financial statements. Unlike the government-wide financial statements, governmental fund financial statements focus on near-term outflows of spendable resources as well as on balances of spendable resources available at the end of the fiscal year. Such information may be useful in evaluating a government's current financing requirements.

LCG has presented the General Fund, the Sales Tax Capital Improvement Fund, the American Rescue Plan Act – City Fund, and the American Rescue Plan Act – Parish Fund as major funds. All non-major governmental funds are presented in one column, titled "Other Governmental Funds". Combining financial statements of the non-major funds can be found in the other supplementary information section that follows the basic financial statements.

LAFAYETTE CITY-PARISH CONSOLIDATED GOVERNMENT  
Lafayette, Louisiana

Management's Discussion and Analysis (Continued)  
October 31, 2023

**Proprietary Funds** encompass both enterprise and internal service funds on the fund financial statements. Enterprise funds are used to report the same functions presented as business-type activities in the government-wide financial statements. Internal service funds are an accounting device used to accumulate and allocate costs internally among LCG's various functions. LCG uses internal service funds to account for its central vehicle maintenance, self-insured insurance, and group hospitalization activities. Because all of these services predominantly benefit governmental rather than business-type functions, they have been included within the governmental activities section in the government-wide financial statements. Combining statements of the non-major individual enterprise and internal service funds can be found in the other supplementary information section following the basic financial statements.

**Fiduciary Funds** are used to account for resources held for the benefit of parties outside the primary government. Fiduciary funds are not reflected in the government-wide financial statements as the resources of those funds are not available to support LCG's programs and operations. The accounting for fiduciary funds is much like that used for proprietary funds.

**Notes to the Basic Financial Statements** provide additional information that is essential to a full understanding of the data provided in the government-wide and fund financial statements and are a required part of the basic financial statements.

**Other Supplementary Information** – In addition to the basic financial statements and accompanying notes, this report also presents the required supplementary information of LCG's General Fund budgetary comparison schedules that demonstrate compliance with its budget.

Also included in the report are the Auditor's reports, findings and schedules, and the statistical section.

LAFAYETTE CITY-PARISH CONSOLIDATED GOVERNMENT  
Lafayette, Louisiana

Management's Discussion and Analysis (Continued)  
October 31, 2023

**Government-Wide Financial Statement Analysis**

The following schedule reflects the condensed Statement of Net Position for October 31, 2023, with comparative figures for 2022:

Condensed Statement of Net Position (in millions)  
Year-Ended October 31, 2023 and 2022

	Governmental Activities		Business-Type Activities		Total	
	2023	*2022	2023	*2022	2023	*2022
<b>Assets:</b>						
Current and other assets	\$ 452.2	\$ 459.8	\$ 119.2	\$ 115.8	\$ 571.4	\$ 575.6
Restricted assets	0.9	16.2	197.6	207.2	\$ 198.5	223.4
Capital assets	<u>768.1</u>	<u>710.7</u>	<u>844.3</u>	<u>808.8</u>	<u>1,612.4</u>	<u>1,519.4</u>
Total assets	<u>1,221.2</u>	<u>1,186.7</u>	<u>1,161.1</u>	<u>1,131.8</u>	<u>2,382.3</u>	<u>2,318.4</u>
Deferred Outflows of Resources	<u>67.4</u>	<u>71.2</u>	<u>22.0</u>	<u>19.8</u>	<u>89.4</u>	<u>91.1</u>
<b>Liabilities:</b>						
Current liabilities	90.2	112.5	30.6	32.9	120.8	145.4
Long-term liabilities	<u>475.1</u>	<u>489.5</u>	<u>368.6</u>	<u>395.0</u>	<u>843.7</u>	<u>884.6</u>
Total liabilities	<u>565.3</u>	<u>602.0</u>	<u>399.2</u>	<u>427.9</u>	<u>964.5</u>	<u>1,030.0</u>
Deferred Inflows of Resources	<u>18.6</u>	<u>36.1</u>	<u>9.6</u>	<u>19.2</u>	<u>28.2</u>	<u>55.3</u>
<b>Net Position:</b>						
Net Investment in Capital Assets	542.4	473.9	531.0	486.9	1,073.4	960.8
Restricted	251.7	230.8	176.5	159.5	428.2	390.3
Unrestricted	<u>(89.5)</u>	<u>(84.9)</u>	<u>66.9</u>	<u>58.2</u>	<u>(22.6)</u>	<u>(26.7)</u>
Total net position	<u>\$ 704.6</u>	<u>\$ 619.8</u>	<u>\$ 774.4</u>	<u>\$ 704.6</u>	<u>\$ 1,479.0</u>	<u>\$ 1,324.4</u>

\*Restated

For the year-ended October 31, 2023, total assets and deferred outflows exceeded liabilities and deferred inflows by \$1,479.0. The largest portion of LCG's net position, \$1,073.4 (72.6%) represents its investment in capital assets less any related debt used to acquire those assets that are still outstanding and includes assets such as land, infrastructure, improvements, buildings, machinery and equipment and intangibles.

Capital assets are used to provide services to the citizens of LCG and are not available for further spending. Although LCG's investment in capital assets is reported net of related debt, the resources needed to repay the debt must be provided from other sources as capital assets cannot be used to liquidate liabilities. Of the total net position, \$428.2 represents resources that are subject to external restrictions on how they may be used.

The deficit of \$89.5 in unrestricted net position in governmental activities is primarily the result of long-term liabilities such as the net pension liability required under GASB 68, the accounting for non-pension related benefits under GASB 75, and the liability for unused employee vacation and sick days not previously funded, which together exceed current assets that are not externally dedicated for specific purposes. The business-type activities unrestricted assets were \$66.9 at year end.

LAFAYETTE CITY-PARISH CONSOLIDATED GOVERNMENT  
Lafayette, Louisiana

Management's Discussion and Analysis (Continued)  
October 31, 2023

The following schedule provides a summary of the changes to LCG's net position for the year ended October 31, 2023, with comparative figures for 2022:

Condensed Statement of Changes in Net Position (in millions)  
For the Years Ended October 31, 2023 and 2022

	Governmental Activities		Business-Type Activities		Total Primary Government	
	2023	2022	2023	2022	2023	2022
Revenues:						
Program revenue -						
Fees, fines, and charges for services	\$ 24.0	\$ 24.2	\$ 380.5	\$ 403.5	\$ 404.5	\$ 427.7
Operating grants and contributions	23.9	26.3	-	1.5	23.9	27.8
Capital grants and contributions	43.1	61.1	12.0	0.2	55.1	61.3
General revenues -						
Sales taxes	\$ 114.3	\$ 111.6	\$ -	\$ -	\$ 114.3	\$ 111.6
Property taxes	93.2	86.0	-	-	93.2	86.0
Other	<u>32.2</u>	<u>13.1</u>	<u>12.4</u>	<u>1.9</u>	<u>44.6</u>	<u>15.0</u>
Total revenues	<u>330.7</u>	<u>322.3</u>	<u>404.8</u>	<u>407.1</u>	<u>735.5</u>	<u>729.4</u>
Expenses:						
General government	45.8	42.7	-	-	45.8	42.7
Public safety	116.2	108.5	-	-	116.2	108.5
Public Works	47.5	48.6	-	-	47.5	48.6
Urban & economic redevelopment	9.0	20.2	-	-	9.0	20.2
Culture and recreation	27.0	24.9	-	-	27.0	24.9
Health, welfare & economic opportunity	2.8	2.3	-	-	2.8	2.3
Unallocated depreciation	19.8	20.3	-	-	19.8	20.3
Combined utilities system	-	-	208.0	235.9	208.0	235.9
Communications system	-	-	30.4	32.8	30.4	32.8
Coal-fired electric plant	-	-	45.6	51.0	45.6	51.0
Solid waste collection	-	-	20.3	19.3	20.3	19.3
CNG Station	-	-	0.2	0.3	0.2	0.3
Interest on long-term debt	<u>7.8</u>	<u>8.6</u>	<u>-</u>	<u>-</u>	<u>7.8</u>	<u>8.6</u>
Total expenses	<u>275.9</u>	<u>276.1</u>	<u>304.5</u>	<u>339.3</u>	<u>580.5</u>	<u>615.4</u>
Increase (decrease) in net position						
before transfers	54.7	46.2	100.2	67.9	155.1	114.1
Transfers	<u>30.0</u>	<u>24.1</u>	<u>(30.0)</u>	<u>(24.1)</u>	<u>-</u>	<u>-</u>
Changes in net position	84.7	70.3	70.2	43.8	155.1	114.1
Net position, November 1 *Restated	<u>619.8</u>	<u>549.3</u>	<u>704.2</u>	<u>661.0</u>	<u>1,323.9</u>	<u>1,210.3</u>
Net position, October 31	<u>\$ 704.6</u>	<u>\$ 619.8</u>	<u>\$ 774.4</u>	<u>\$ 704.6</u>	<u>\$ 1,479.0</u>	<u>\$ 1,324.4</u>



LAFAYETTE CITY-PARISH CONSOLIDATED GOVERNMENT  
Lafayette, Louisiana

Management's Discussion and Analysis (Continued)  
October 31, 2023

LCG's total revenues were \$735.5 and the total cost of all programs and services was \$580.5 resulting in an increase in net position of \$155.1. General revenues represented 34.3% of LCG's total revenues while program revenues provided 65.7% of total revenues. Business-type activity expenses totaled \$304.5 or 52.5% of the government's total expenses.

*Governmental Activities* net position increased \$84.7 in 2023 compared to \$70.3 in the prior year. The cost of all governmental activities this year was \$275.9 and represented a \$.2 decrease from 2022 expenses. LCG's largest program in governmental activities is public safety, with \$116.2 of resources applied thereto. Following that is public works, general government, and culture and recreation.

Some factors affecting the change in net position for *Governmental Activities* were:

- An increase in Other Revenues of \$19.1 due to higher earnings on investments
- A decrease in Capital Grants and Contributions revenues of \$18.0
- An increase of \$7.2 in Property Taxes revenues
- An increase in Public Safety expense of \$7.7 primarily due to a pay increase for both the Police and Fire employees as well an increase in the pension contribution rates
- A decrease of \$11.2 in Urban and Economic Redevelopment expenses due to the reduction of the COVID-19 rental assistance program

*Business-Type Activities* net position increased by \$70.2 in the current fiscal year compared to \$43.8 in the prior year. Charges for services make up 94.0% of the revenues in the business-type activities. The largest funds in this group are the Utilities System (LUS), Lafayette Public Power Authority (LPPA) and the Communications System. Charges for services decreased \$23.0 in the current fiscal year due predominately to fluctuations in the fuel adjustment charge for electric services as well as a decrease in the purchase of power from the Rodemacher electric generating unit and the MISO market. Communications System (LUSFiber) operating revenues decreased by \$.1 during FY 2023.

### **Financial Analysis of Governmental Funds**

Activities of the Primary Government's General Fund, Special Revenue Funds, Debt Service Funds and Capital Projects Funds are considered general government functions. The General Fund is LCG's primary operating fund. Special Revenue funds are used to account for the proceeds of specific revenue sources that are restricted or committed to expenditures for specific purposes other than debt service or capital projects. Debt Service funds are used to account for financial activity related to the government's general bonded indebtedness as well as other long-term obligations. Capital Projects funds are used to account for financial activity related to the government's indebtedness for capital projects, other agency contributions and the operating activities of those projects.

Total revenues increased \$12.1 or 3.5% when compared to the prior fiscal year revenues. This increase was caused predominately by an increase in Investment Earnings of \$18.7 (696.9%), Federal Grants of \$16.7 (64.9%), Property Taxes of \$7.1 (8.3%), Communications System ILOT of \$3.9 (543.2%) and Sales and Use Taxes of \$2.7 (2.5%). The increase in Investment Earnings was primarily the result of increases in interest rates made by the Federal Reserve during the year. The increase in Federal Grants was due to the recognition of ARPA revenues to cover project expenses for both the City and the Parish during this fiscal year. The increase in the Communication System ILOT revenues is due to the prior administration's decision to require the Communications System to contribute a higher ILOT rate to the City General Fund. The sales tax increases are related to both upward economic trends and inflationary conditions due to the post-pandemic recovery.

LAFAYETTE CITY-PARISH CONSOLIDATED GOVERNMENT  
Lafayette, Louisiana

Management's Discussion and Analysis (Continued)  
October 31, 2023

These increases were offset by:

- A decrease in State Grants of \$23.9 or 59.3% due to an end in the COVID-19 rental assistance program.
- A decrease in Other Revenues of \$13.8 or 82.5%. This represents a return to usual Other Revenues for LCG as the large increase in the prior year was due to a one-time payment from the State of Louisiana for roads transferred to LCG.

As of the end of the fiscal year, LCG's governmental funds reported combined ending fund balances of \$320.2, an increase of \$11.8 in comparison with the prior year. This increase is the result of increases in restricted fund balance for expected and planned capital outlay and fund balance assigned for subsequent year's expenses. Less than 1% of the governmental funds' fund balance is not spendable. The remaining 99% or \$318.2 is spendable. This represents \$249.2 restricted in use, \$6.8 in committed, and \$62.2 unassigned.

The unassigned fund balance represents amounts available for additional appropriations at the end of the fiscal year.

The total fund balance of the General Fund at year-end was \$70.6, an increase of \$1.2 from the previous year. The total spendable General Fund balance for fiscal year 2023 is \$68.9, which represents \$6.8 in committed and \$62.2 in unassigned fund balances. The unassigned fund balance represents amounts available for additional appropriations at the end of the fiscal year.

Fund balance in the Sales Tax Capital Improvement Fund showed an increase of \$13.4 or 16.7% over ending fund balance in 2022. This increase in fund balance is directly tied to the increase in sales tax revenues which in turn increased fund balance restricted for capital projects.

### **General Fund Budgetary Highlights**

Changes in original budget appropriations to the final amended budget appropriations resulted in a net \$6.4 increase in appropriations. This increase can be summarized by the following:

- General Government increased \$5.2 which is attributable to an increase in appropriations predominately related to unanticipated increases in normal operating expenses.
- Public Safety appropriations increased \$1.5 which is attributable to increases in appropriations related to personnel salaries and related costs.

Final budgeted appropriations for the General Fund were \$125.7, while actual expenditures were \$115.6, creating a positive variance of \$10.1. The overall positive variance was due to the government's monitoring of expenditures and conservative approach, as well as staff vacancies. Significant variances are as follows:

- General Government had a positive variance of \$7.4 primarily due to reductions in operating expenses such as personnel salaries and related costs, contractual and professional services, and incomplete projects.
- Public Safety had a positive variance of \$2.9 due to the reduction of personnel salaries as well as other operating expenses.

LAFAYETTE CITY-PARISH CONSOLIDATED GOVERNMENT  
Lafayette, Louisiana

Management's Discussion and Analysis (Continued)  
October 31, 2023

**Financial Analysis of Proprietary Funds**

*Proprietary Funds:* Activities of the Primary Government's Utilities System Fund, Communications System Fund, Lafayette Public Power Authority Fund, Environmental Services Disposal Fund, and the CNG Service Station Fund are considered proprietary funds. Financial analysis of these activities is on the same basis as the business-type activities. As of the end of the current fiscal year, the primary government's proprietary funds reported ending net position of \$770.8, an increase of \$69.9 or 10% in comparison with the prior year. The majority of the increase in ending net position is due to a decrease in operating expenses from 2022 to 2023. Other changes that attributed to the increase in net position relate to normal revenue and expense fluctuations seen from year to year.

Details of the proprietary funds are covered under the section titled "Government-Wide Financial Statement Analysis" on page 7.

**Capital Asset and Debt Administration**

**Capital Assets:** LCG's investment in capital assets for its governmental and business-type activities as of October 31, 2023 amounts to \$1,612.3 (net of accumulated depreciation and amortization). This investment in capital assets includes land, buildings and improvements, machinery and equipment, parking facilities, electric, water, wastewater, fiber optic utility facilities, roads, highways, bridges, and drainage systems. The net increase in LCG's investment in capital assets for the current fiscal year was \$91.1 or 6.0%

Capital Assets (Net of Depreciation and Amortization)  
(in millions)  
October 31, 2023 and 2022

	Governmental Activities		Business-Type Activities		Total	
	2023	2022	2023	2022	2023	2022
Land	\$ 61.3	\$ 50.6	\$ 26.0	\$ 25.4	\$ 87.3	\$ 76.0
Land improvements	6.6	7.0	-	-	6.6	7.0
Buildings and improvements	101.6	102.2	0.1	0.1	101.7	102.3
Equipment	41.3	36.0	9.2	10.4	50.5	46.4
Infrastructure	431.0	424.3	-	-	431.0	424.3
Utility plant and equipment	-	-	688.5	644.7	688.5	644.7
Fiber Optics	-	-	70.7	67.5	70.7	67.5
Construction in progress	125.2	90.3	46.5	59.3	171.7	149.6
Right-to-use leased buildings	0.2	0.3	2.2	1.4	2.4	1.7
Right-to-use software	0.7	0.3	1.2	1.4	1.9	1.7
Total	<u>\$ 767.9</u>	<u>\$ 711.0</u>	<u>\$ 844.4</u>	<u>\$ 810.2</u>	<u>\$ 1,612.3</u>	<u>\$ 1,521.2</u>

LAFAYETTE CITY-PARISH CONSOLIDATED GOVERNMENT  
Lafayette, Louisiana

Management's Discussion and Analysis (Continued)  
October 31, 2023

Major capital asset events during the current fiscal year included the following:

- Completed, continued, or initiated construction of several major road improvement and bridge projects including: Courtyard Circle and Alley Paving, Rose Lane Paving, Rue Des Etoiles Road Bridge Replacement, Parish-wide Bridge Repairs, Bluebird Drive Extension, Lake Farm Road Extension, LA Avenue Extension Phase II D-2, Asphalt Street Patching, Asphalt Micro surfacing, and Asphalt Overlay Projects
- Completed, continued, or initiated construction of drainage projects such as: Earthen Channel Maintenance, Downtown Drainage Projects, Bayou Vermilion Flood Control, Homewood Drive Detention Pond, Various Localized Flood Mitigation Projects, Concrete Coulee Repairs
- Continued or initiated construction of building improvement projects such as: Buchanan Street Parking Garage Repairs, North Water Plant Elevator Modernization, Domingue Recreation Center Waterproofing and Roof Repairs, Skate Park at Thomas Park, Fire Station #6 Rebuild, Fire Station #2 Renovations, Graham Brown Park Expansion, Moore Park Complex, and LPCH Upgrades of 4th, 5th, and 7th floors
- Completed various street, bridge, and drainage projects including: Prejean Road Bridge Replacement, Walker Road Drainage Improvements, Johnston Street Lighting, Lake Farm Road Detention
- Completed construction of building improvement projects such as: LPCC 1st Floor & Restricted Housing Area Plumbing Improvements
- Commissioned our newest water plant (Commission Boulevard Water Treatment Plant)
- Continued construction on a new electric substation in the NE portion of LUS's service territory
- Substantially completed the LED street light upgrade project
- Completed construction on expansion of South Wastewater Treatment Plant Sludge Handling
- Continued Wastewater collection system improvements to meet CMOM requirements
- Initiated plans to construct a major sewer lift station and force main to provide additional capacity for downtown and the surrounding areas
- Began installation of a new sewer lift station at Elan Subdivision
- Initiated rehabilitation of the concrete headworks basin at the Ambassador Caffery Wastewater Treatment Plant
- Initiation of Water and Wastewater projects funded by Water Sector Commission grants
- Initiated Bonin 4 New Generation Project
- Additional information on LCG's capital assets can be found in Note 8 of this report

**Long-Term Debt:** At the end of the current fiscal year, LCG had total bonded debt outstanding of \$573.0. Of this amount, \$29.5 is comprised of debt backed by the full faith and credit of the Lafayette Parish Government. The remainder of the debt represents bonds secured solely by specified revenue sources such as the Utilities System revenues, Communications System revenues and the 2% City sales tax revenues. There were no general obligation bonds outstanding for the City of Lafayette at the end of the fiscal year.

LAFAYETTE CITY-PARISH CONSOLIDATED GOVERNMENT  
Lafayette, Louisiana

Management's Discussion and Analysis (Continued)  
October 31, 2023

Summary of Outstanding Debt at Year-End (in millions)  
October 31, 2023 and 2022

	Governmental Activities		Business-Type Activities		Total	
	2023	2022	2023	2022	2023	2022
Claims payable	\$ 23.1	\$ 16.7	\$ -	\$ -	\$ 23.1	\$ 16.7
Compensated absences	17.0	17.8	7.3	7.3	24.3	25.1
Other postemployment benefits	32.7	31.6	8.5	8.4	41.2	39.9
Net pension liability	143.9	140.0	33.8	31.8	177.6	171.8
Lease liability	0.2	0.3	2.2	1.5	2.4	1.8
Subscription liability	0.6	-	1.4	-	2.1	-
Parish G.O. Bonds	29.5	33.3	-	-	29.5	33.3
City Sales Tax Revenue Bonds	200.8	219.0	-	-	200.8	219.0
City Certificates	1.5	2.0	-	-	1.5	2.0
Taxable Refunding Bonds	25.7	28.9	-	-	25.7	28.9
Utilities Revenue Bonds	-	-	181.9	200.6	181.9	200.6
Communications System Revenue Bonds	-	-	73.4	80.8	73.4	80.8
Lafayette Public Power Authority Revenue Bonds	-	-	60.1	64.7	60.1	64.7
<b>Total</b>	<b>\$ 475.0</b>	<b>\$ 489.6</b>	<b>\$ 368.6</b>	<b>\$ 395.1</b>	<b>\$ 843.6</b>	<b>\$ 884.7</b>

Lafayette Consolidated Government's total debt decreased during the year by \$41.1 because of decreases in overall bonded debt due to normal debt amortization. For more information about Long-term Liabilities, see Note 16.

LAFAYETTE CITY-PARISH CONSOLIDATED GOVERNMENT  
Lafayette, Louisiana

Management's Discussion and Analysis (Continued)  
October 31, 2023

Standard & Poor's (S & P), Moody's and Fitch's underlying rating for LCG's obligations during fiscal year 2023 were as follows:

	Underlying Ratings		
	Moody's	S&P	Fitch
City of Lafayette Sales Tax Revenue Bonds - 1961 and 1985 Taxes	Aa3	AA	AA
Lafayette Parish General Obligation Bonds	Aa2	AA	-
City of Lafayette Utilities System Revenue Bonds	A1	AA-	-
Lafayette Public Power Authority Revenue Bonds	A1	AA-	-
City of Lafayette Utilities Communications System Revenue Bonds	A2	A+	-

Computation of the legal debt margin (in whole dollars) for general obligation bonds is as follows:

**Governing Authority: City of Lafayette, Louisiana**

Ad valorem Taxes:

Assessed Valuation, 2022 tax roll (FY 2023)	<u>\$ 1,659,936,365</u>
Debt Limit: 10% of Assessed Valuation (for any one purpose)	\$ 165,993,637
Debt Limit: 35% of Assessed Valuation (aggregate, all purposes)	\$ 580,977,728

There are no outstanding bonds secured by ad valorem taxes of the City of Lafayette at this time.

**Governing Authority: Parish of Lafayette, Louisiana**

Ad valorem Taxes:

Assessed Valuation, 2022 tax roll (FY 2023)	<u>\$ 2,406,155,428</u>
Debt Limit: 10% of Assessed Valuation (for any one purpose)	\$ 240,615,543
Debt outstanding	\$ 29,510,000

The Louisiana Revised Statutes limit the City's bonded debt for any one purpose to 10% of the assessed valuation including homestead exemption property and 35% for all purposes. The Parish bonded debt is limited to 10% of the assessed valuation of the taxable property for any one purpose.

LAFAYETTE CITY-PARISH CONSOLIDATED GOVERNMENT  
Lafayette, Louisiana

Management's Discussion and Analysis (Continued)  
October 31, 2023

**Economic Factors and Next Year's Budget**

Many factors were considered when preparing the fiscal year 2024 budget. The status of the Lafayette economy was assessed as well as historical revenue and expenditure trends. The Lafayette MSA unemployment rate at fiscal year-end 2023 was 3.7%. This compares to a rate of 4.0% for the State of Louisiana and 3.8% for the United States. The FY24 budget, while conservative, was based on actual current performance and continued expected improvement.

The City's 2% general sales and use tax and the Parish's 1% general sales and use tax are major revenue sources to the General Fund, making up 32.8% of revenues. Sales Tax revenues in FY23 exceeded the government's conservative estimates. Several factors, as discussed in previous sections, impacted those collections. Sales tax revenues in the FY24 budget were based on actual performance and the increasing recovery trends noted.

Total Budgeted Revenues net of inter-fund transfers for 2024 are \$638.1, which represents an increase of \$27.6 (4.3%) as compared to 2023. This increase is primarily due to an estimated increase in Property Tax revenue of \$8.4 and a budgeted increase in Investment revenues of \$7.3. Total appropriations including inter-fund transfers and capital outlay total \$710.2 and reflects an increase over 2023 of \$4.6 or .7%.

In the FY 2024 budget, appropriations in the City General Fund totaled \$119.1, which represents an increase of 5.1% from FY 2023. Amounts appropriated in the FY 2024 Parish General Fund budget totaled \$17.3 and represent a 4.3% decrease from FY 2023.

Another major revenue source to the General Fund is the payment in-lieu-of-tax (ILOT) made by both the Utilities and Communications systems which make up 22.7% of the General Fund's revenues. The ILOT for fiscal year 2023 was \$30.1.

In order to maintain financial flexibility, conserve a sufficient fund balance, and allow for the controlled use of excess fund balance, the LCG administration adopted as part of its budgetary strategy a City fund balance policy whereby a minimum maintenance level was set at 20% of annual expenditures. For FY 2024, LCG adopted a City General Fund budget with a budgeted fund balance of \$40.5, which exceeds the administration's policy. The 2024 budgeted ending fund balance for the Parish General Fund is \$2.8.

**Request for Information**

This financial report is designed to provide a general overview of the finances of Lafayette City-Parish Consolidated Government and to demonstrate accountability for monies received. Questions concerning any of the information provided in this report or requests for additional information should be addressed to Lafayette Consolidated Government, Office of Finance and Management, P.O. Box 4017-C, Lafayette, Louisiana 70502.

**Government-Wide  
Financial Statements**



LAFAYETTE CITY-PARISH CONSOLIDATED GOVERNMENT  
Lafayette, Louisiana

Statement of Net Position  
October 31, 2023

	Primary Government			Component Units
	Governmental Activities	Business-type Activities	Total	
<b>ASSETS</b>				
Cash and interest-bearing deposits	\$ 76,362,064	\$ 28,307,919	\$ 104,669,983	\$ 66,403,093
Investments	313,490,363	5,889,524	319,379,887	14,757,333
Receivables, net	8,234,387	28,944,069	37,178,456	5,556,162
Internal balances	(1,040,645)	1,040,645	-	-
Due from primary government/component unit	104,271	-	104,271	-
Due from other governmental agencies	52,014,598	18,477,388	70,491,986	19,753,822
Inventories, net	756,506	36,412,398	37,168,904	729,728
Prepaid items	755,734	172,768	928,502	860,524
Other assets	-	-	-	12,036,760
Note receivable	1,525,671	-	1,525,671	-
Restricted assets:				
Cash and interest-bearing deposits	-	58,317,232	58,317,232	16,970,289
Investments	-	136,891,123	136,891,123	-
Receivables	-	743,695	743,695	-
Leases receivable	940,004	689,627	1,629,631	6,582,845
Unamortized start-up costs	-	925,376	925,376	-
Net pension asset	-	-	-	1,688,596
Capital assets:				
Non-depreciable	186,584,469	72,491,153	259,075,622	146,188,529
Depreciable, net	581,531,307	771,858,783	1,353,390,090	188,018,197
Total assets	<u>1,221,258,729</u>	<u>1,161,161,700</u>	<u>2,382,420,429</u>	<u>479,545,878</u>
<b>DEFERRED OUTFLOWS OF RESOURCES</b>				
Deferred loss on bond refunding	6,798,182	4,461,981	11,260,163	-
Other postemployment benefits	11,356,608	2,950,029	14,306,637	62,669
Pensions	49,204,070	14,632,562	63,836,632	2,864,916
Total deferred outflows of resources	<u>67,358,860</u>	<u>22,044,572</u>	<u>89,403,432</u>	<u>2,927,585</u>
<b>LIABILITIES</b>				
Accounts and other payables	31,636,567	19,850,702	51,487,269	12,378,848
Due to primary government/component unit	-	-	-	104,271
Due to other governmental agencies	949,529	-	949,529	33,500
Unearned revenue	57,637,506	1,812	57,639,318	3,455,851
Customer deposits	-	10,729,591	10,729,591	525,586
Long-term liabilities:				
Portion due or payable within one year	45,738,315	3,233,741	48,972,056	2,233,485
Portion due or payable after one year	429,377,045	365,381,054	794,758,099	41,057,142
Total liabilities	<u>565,338,962</u>	<u>399,196,900</u>	<u>964,535,862</u>	<u>59,788,683</u>
<b>DEFERRED INFLOWS OF RESOURCES</b>				
Deferred gain on bond refunding	-	1,233,469	1,233,469	-
Property taxes	-	-	-	2,370,716
Lease revenue	1,284,925	891,830	2,176,755	7,128,933
Other postemployment benefits	7,142,222	1,856,459	8,998,681	40,438
Pensions	10,208,421	5,596,841	15,805,262	1,797,581
Total deferred inflows of resources	<u>18,635,568</u>	<u>9,578,599</u>	<u>28,214,167</u>	<u>11,337,668</u>
<b>NET POSITION</b>				
Net investment in capital assets	542,459,055	530,979,237	1,073,438,292	302,016,163
Restricted for (Note 23):				
Capital projects	169,292,961	-	169,292,961	11,606,482
Debt service	29,561,817	176,589,761	206,151,578	2,627,573
External legal constraints/programs	52,836,552	-	52,836,552	558,879
Unrestricted (deficit)	(89,507,326)	66,861,775	(22,645,551)	94,538,015
Total net position	<u>\$ 704,643,059</u>	<u>\$ 774,430,773</u>	<u>\$ 1,479,073,832</u>	<u>\$ 411,347,112</u>

The accompanying notes are an integral part of the basic financial statements.

LAFAYETTE CITY-PARISH CONSOLIDATED GOVERNMENT  
Lafayette, Louisiana

Statement of Activities  
For the Year Ended October 31, 2023

Function/Program	Expenses	Program Revenues			Net (Expense) Revenue and Changes in Net Position			Component Units
		Fees, Fines and Charges for Services	Operating Grants and Contributions	Capital Grants and Contributions	Primary Government			
					Governmental Activities	Business-Type Activities	Total	
<b>Primary government:</b>								
<b>Governmental activities -</b>								
General government	\$ 45,819,753	\$ 13,518,004	\$ 2,773,842	\$ 25,000	\$ (29,502,907)	\$ -	\$ (29,502,907)	\$ -
Public safety	116,156,993	2,722,761	7,468,045	62,096	(105,904,091)	-	(105,904,091)	-
Public works	47,532,486	1,092,029	5,527,378	40,309,018	(604,061)	-	(604,061)	-
Urban redevelopment and housing	5,334,816	-	5,303,308	1,794,248	1,762,740	-	1,762,740	-
Culture and recreation	27,020,804	6,678,598	-	165,156	(20,177,050)	-	(20,177,050)	-
Health and welfare	1,616,138	-	-	-	(1,616,138)	-	(1,616,138)	-
Economic opportunity	1,175,997	-	7,146	202,244	(966,607)	-	(966,607)	-
Economic development and assistance	3,620,399	-	2,863,197	517,020	(240,182)	-	(240,182)	-
Unallocated depreciation	19,814,914	-	-	-	(19,814,914)	-	(19,814,914)	-
Interest on long-term debt	7,750,364	-	-	-	(7,750,364)	-	(7,750,364)	-
<b>Total governmental activities</b>	<b>275,842,663</b>	<b>24,011,392</b>	<b>23,942,916</b>	<b>43,074,782</b>	<b>(184,813,573)</b>	<b>-</b>	<b>(184,813,573)</b>	<b>-</b>
<b>Business-type activities -</b>								
Electric	157,600,844	199,207,876	-	2,035,793	-	43,642,825	43,642,825	-
Water	22,181,764	25,167,541	-	-	-	2,985,777	2,985,777	-
Sewer	28,234,443	35,012,173	-	-	-	6,777,730	6,777,730	-
Communications system	30,449,799	45,826,922	-	9,939,494	-	25,316,617	25,316,617	-
Coal-fired electric plant	45,619,520	53,935,067	-	-	-	8,315,547	8,315,547	-
Solid waste collection services	20,318,753	21,040,300	-	-	-	721,547	721,547	-
CNG Service Station	226,758	328,261	-	-	-	101,503	101,503	-
<b>Total business-type activities</b>	<b>304,631,881</b>	<b>380,518,140</b>	<b>-</b>	<b>11,975,287</b>	<b>-</b>	<b>87,861,546</b>	<b>87,861,546</b>	<b>-</b>
<b>Total primary government</b>	<b>\$580,474,544</b>	<b>\$404,529,532</b>	<b>\$23,942,916</b>	<b>\$55,050,069</b>	<b>(184,813,573)</b>	<b>87,861,546</b>	<b>(96,952,027)</b>	<b>-</b>
<b>Component units</b>								
Cajundome Commission	\$ 13,467,051	\$ 8,977,765	\$ 500,000	\$ 100,000				(3,889,286)
Lafayette Regional Airport	21,810,293	10,675,487	1,980,424	15,210,254				6,055,872
Lafayette Public Trust Financing Authority	4,569,115	128,683	-	-				(4,440,432)
Nonmajor component units	19,446,559	14,387,961	2,740,628	23,369				(2,294,601)
<b>Total component units</b>	<b>\$ 59,293,018</b>	<b>\$ 34,169,896</b>	<b>\$ 5,221,052</b>	<b>\$ 15,333,623</b>				<b>(4,568,447)</b>
<b>General revenues:</b>								
<b>Taxes -</b>								
Property					93,157,574	-	93,157,574	6,394,679
Sales					114,298,457	-	114,298,457	3,606,547
Occupational licenses					3,399,499	-	3,399,499	-
Insurance premium					1,549,289	-	1,549,289	-
Franchise fees					2,503,310	-	2,503,310	-
Interest and penalties - delinquent taxes					132,063	-	132,063	-
Other					67,487	-	67,487	-
<b>Grants and contributions not restricted to specific programs</b>								
Non-employer pension contributions					4,099,898	724,236	4,824,134	56,758
Investment earnings					17,198,230	9,991,385	27,189,615	3,226,272
Gain on sale/disposal of capital assets					22,551	17,019	39,570	-
Miscellaneous					1,537,368	1,687,519	3,224,887	1,285,183
Transfers					30,013,457	(30,013,457)	-	-
<b>Total general revenues and transfers</b>					<b>269,679,185</b>	<b>(17,593,298)</b>	<b>252,085,887</b>	<b>15,078,862</b>
<b>Changes in net position</b>					<b>84,865,612</b>	<b>70,268,248</b>	<b>155,133,860</b>	<b>10,510,415</b>
<b>Net position, beginning as restated</b>					<b>619,777,447</b>	<b>704,162,525</b>	<b>1,323,939,972</b>	<b>400,836,697</b>
<b>Net position, ending</b>					<b>\$704,643,059</b>	<b>\$774,430,773</b>	<b>\$1,479,073,832</b>	<b>\$411,347,112</b>

The accompanying notes are an integral part of the basic financial statements.

# **Fund Financial Statements**

## LAFAYETTE CITY-PARISH CONSOLIDATED GOVERNMENT

Lafayette, Louisiana

## Balance Sheet - Governmental Funds

October 31, 2023

	General	Sales Tax Capital Improvements	American Rescue Plan - City	American Rescue Plan - Parish	Other Governmental Funds	Total Governmental Funds
<b>ASSETS</b>						
Cash and interest-bearing deposits	\$ 14,433,841	\$ 18,001,076	\$ 6,463,953	\$ 6,187,393	\$ 45,154,775	\$ 90,241,038
Investments	56,739,435	70,780,859	25,416,629	24,329,179	110,002,283	287,268,385
Accounts receivable, net	1,530,204	1,850	-	-	498,745	2,030,799
Loans receivable	-	-	-	-	2,350,249	2,350,249
Allowance for uncollectible loans	-	-	-	-	(324,604)	(324,604)
Assessments receivable	-	-	-	-	25,786	25,786
Accrued interest receivable	369,714	459,015	164,828	157,774	776,065	1,927,396
Due from other funds	5,334,899	9,057,553	4,005	-	15,373,103	29,769,560
Due from component units	104,271	-	-	-	-	104,271
Due from other governmental agencies	704,855	-	-	-	42,275,815	42,980,670
Inventories, at cost	-	196,720	-	-	25,328	222,048
Prepaid items	4,041	-	-	-	158,893	162,934
Leases receivable, current	125,962	-	-	-	207,071	333,033
Leases receivable, long-term	154,346	-	-	-	785,658	940,004
Note receivable	1,525,671	-	-	-	-	1,525,671
<b>Total assets</b>	<b>\$ 81,027,239</b>	<b>\$ 98,497,073</b>	<b>\$ 32,049,415</b>	<b>\$ 30,674,346</b>	<b>\$ 217,309,167</b>	<b>\$ 459,557,240</b>
<b>LIABILITIES, DEFERRED INFLOWS OF RESOURCES AND FUND BALANCES</b>						
<b>Liabilities:</b>						
Cash overdraft	\$ -	\$ -	\$ -	\$ -	\$ 20,547,744	\$ 20,547,744
Accounts payable	1,376,469	1,205,493	277,979	246,242	10,430,110	13,536,293
Accrued salaries and benefits	2,387,503	113,270	-	4,887	1,138,422	3,644,082
Contracts payable	-	2,465,568	1,801,501	-	1,432,135	5,699,204
Retainage payable	-	846,805	140,597	-	1,898,291	2,885,693
Other payables	4,333,139	-	-	-	87,000	4,420,139
Due to other funds	2,042,335	281,514	30,483	4,108,438	22,281,658	28,744,428
Due to other governmental agencies	-	-	-	-	949,529	949,529
Unearned revenue	5,625	1,953	29,798,855	26,314,779	1,513,061	57,634,273
<b>Total liabilities</b>	<b>10,145,071</b>	<b>4,914,603</b>	<b>32,049,415</b>	<b>30,674,346</b>	<b>60,277,950</b>	<b>138,061,385</b>
<b>Deferred inflows of resources:</b>						
Lease revenue	259,237	-	-	-	1,025,688	1,284,925
<b>Fund balances:</b>						
<b>Nonspendable -</b>						
Inventories	-	196,720	-	-	25,328	222,048
Prepaid items	4,041	-	-	-	158,893	162,934
Long-term note receivable	1,680,017	-	-	-	-	1,680,017
<b>Restricted -</b>						
Capital expenditures	-	93,385,750	-	-	74,702,110	168,087,860
Debt service	-	-	-	-	28,482,859	28,482,859
Operations and maintenance	-	-	-	-	48,436,340	48,436,340
Purpose of grantors and donors	-	-	-	-	4,186,084	4,186,084
<b>Committed -</b>						
Capital expenditures	1,766,673	-	-	-	-	1,766,673
Fire and police sustainability and resiliency	5,008,363	-	-	-	-	5,008,363
Operations and maintenance	-	-	-	-	13,915	13,915
Unassigned	62,163,837	-	-	-	-	62,163,837
<b>Total fund balances</b>	<b>70,622,931</b>	<b>93,582,470</b>	<b>-</b>	<b>-</b>	<b>156,005,529</b>	<b>320,210,930</b>
<b>Total liabilities, deferred inflows of resources and fund balances</b>	<b>\$ 81,027,239</b>	<b>\$ 98,497,073</b>	<b>\$ 32,049,415</b>	<b>\$ 30,674,346</b>	<b>\$ 217,309,167</b>	<b>\$ 459,557,240</b>

The accompanying notes are an integral part of the basic financial statements.

LAFAYETTE CITY-PARISH CONSOLIDATED GOVERNMENT  
Lafayette, Louisiana

Reconciliation of the Governmental Funds Balance Sheet  
to the Statement of Net Position  
October 31, 2023

Total fund balances for governmental funds at October 31, 2023	\$ 320,210,930
Total net position reported for governmental activities in the statement of net position is different because:	
Capital assets used in governmental activities are not financial resources and, therefore, are not reported in the funds. These assets consist of the following:	
Land	\$ 61,336,687
Construction in progress	125,247,782
Land improvements, net of \$4,400,725 accumulated depreciation	6,613,825
Buildings and improvements, net of \$121,923,792 accumulated depreciation/amortization	101,115,441
Vehicles, net of \$52,064,719 accumulated depreciation	24,377,937
Movables, net of \$36,818,687 accumulated depreciation/amortization	17,343,854
Infrastructure, net of \$460,472,137 accumulated depreciation	<u>431,036,098</u>
	767,071,624
Certain receivables are not available to pay for the current period's expenditures and, therefore, are not reported in the funds. These assets consist of the following:	
Sales taxes	9,016,568
The deferred loss on bond refunding is not an available resource, and therefore, is not reported in the funds	
	6,798,182
The deferred outflows of expenditures for the OPEB and various pensions are not a use of current resources, and therefore, are not reported in the funds	
	60,560,678
Interest expense is accrued at year-end in the government-wide financial statements, but is recorded only if due and payable on the governmental fund financial statements	
	(828,129)
Some liabilities are not due and payable in the current period and, therefore, are not reported in the governmental funds. These liabilities consist of the following:	
Bonds and certificates of indebtedness payable	(257,581,281)
Leases and subscriptions	(835,905)
Compensated absences payable	(16,907,593)
Other postemployment benefits	(32,727,435)
Net pension liability	<u>(143,873,826)</u>
	(451,926,040)
The deferred inflows of contributions for the OPEB and various pensions are not available resources, and therefore, are not reported in in the funds	
	(17,350,643)
Internal service funds are used by management to charge the costs of certain activities to individual funds. The assets and liabilities of internal service funds are included in governmental activities in the statement of net position.	
	<u>11,089,889</u>
Total net position of governmental activities at October 31, 2023	<u>\$ 704,643,059</u>

The accompanying notes are an integral part of the basic financial statements.

LAFAYETTE CITY-PARISH CONSOLIDATED GOVERNMENT  
Lafayette, Louisiana

Statement of Revenues, Expenditures, and Changes in Fund Balances - Governmental Funds  
For the Year Ended October 31, 2023

	General	Sales Tax Capital Improvements	American Rescue Plan - City	American Rescue Plan - Parish	Other Governmental Funds	Total Governmental Funds
Revenues:						
Taxes -						
Ad valorem	\$ 29,376,465	\$ -	\$ -	\$ -	\$ 63,781,109	\$ 93,157,574
Sales and use	43,549,288	43,692,226	-	-	27,246,098	114,487,612
Payment in lieu of taxes:						
Utilities system	25,432,565	-	-	-	-	25,432,565
Communications system	4,630,704	-	-	-	-	4,630,704
Other	4,252,148	-	-	-	-	4,252,148
Licenses and permits	3,399,499	-	-	-	3,354,299	6,753,798
Intergovernmental -						
Federal grants	-	-	7,128,912	19,193,236	15,972,153	42,294,301
State funds:						
Parish transportation funds	-	-	-	-	1,859,837	1,859,837
State shared revenue	586,783	-	-	-	1,113,219	1,700,002
On-behalf payments	3,555,238	-	-	-	-	3,555,238
Grants	-	-	-	-	16,382,198	16,382,198
Other	617,963	-	-	-	2,308,161	2,926,124
Charges for services	9,762,703	-	-	-	8,837,484	18,600,187
Fines and forfeits	1,117,618	-	-	-	939,286	2,056,904
Investment earnings	5,667,766	3,247,788	-	-	7,083,235	15,998,789
Miscellaneous	681,930	205,917	-	-	672,075	1,559,922
Total revenues	<u>132,630,670</u>	<u>47,145,931</u>	<u>7,128,912</u>	<u>19,193,236</u>	<u>149,549,154</u>	<u>355,647,903</u>
Expenditures:						
Current -						
General government	25,642,581	425,889	-	419,194	16,750,002	43,237,666
Public safety	81,502,365	4,620,310	-	-	14,205,010	100,327,685
Public works	4,618,118	16,263,648	-	-	21,635,119	42,516,885
Urban redevelopment and housing	-	-	-	-	5,303,308	5,303,308
Culture and recreation	-	-	-	-	22,953,146	22,953,146
Health and welfare	41,826	-	-	-	1,568,415	1,610,241
Economic opportunity	1,200,502	-	-	-	7,146	1,207,648
Economic development and assistance	-	-	268,454	517,020	2,844,002	3,629,476
Debt service -						
Principal retirement	436,037	-	-	-	23,065,461	23,501,498
Interest and fiscal charges	30,838	-	-	-	9,264,742	9,295,580
Capital outlay	2,150,280	22,842,253	6,860,458	18,258,782	40,658,353	90,770,126
Total expenditures	<u>115,622,547</u>	<u>44,152,100</u>	<u>7,128,912</u>	<u>19,194,996</u>	<u>158,254,704</u>	<u>344,353,259</u>
Excess (deficiency) of revenues over expenditures	<u>17,008,123</u>	<u>2,993,831</u>	<u>-</u>	<u>(1,760)</u>	<u>(8,705,550)</u>	<u>11,294,644</u>
Other financing sources (uses):						
Issuance of long-term debt	565,756	-	-	-	-	565,756
Transfers in	948,441	11,230,281	-	1,760	28,972,181	41,152,663
Transfers out	<u>(17,316,736)</u>	<u>(816,523)</u>	<u>-</u>	<u>-</u>	<u>(23,069,216)</u>	<u>(41,202,475)</u>
Total other financing sources (uses)	<u>(15,802,539)</u>	<u>10,413,758</u>	<u>-</u>	<u>1,760</u>	<u>5,902,965</u>	<u>515,944</u>
Net change in fund balances	1,205,584	13,407,589	-	-	(2,802,585)	11,810,588
Fund balances, beginning as restated	<u>69,417,347</u>	<u>80,174,881</u>	<u>-</u>	<u>-</u>	<u>158,808,114</u>	<u>308,400,342</u>
Fund balances, ending	<u>\$ 70,622,931</u>	<u>\$ 93,582,470</u>	<u>\$ -</u>	<u>\$ -</u>	<u>\$ 156,005,529</u>	<u>\$ 320,210,930</u>

The accompanying notes are an integral part of the basic financial statements.

LAFAYETTE CITY-PARISH CONSOLIDATED GOVERNMENT  
Lafayette, Louisiana

Reconciliation of the Statement of Revenues, Expenditures, and  
Changes in Fund Balances of Governmental Funds  
to the Statement of Activities  
For the Year Ended October 31, 2023

Total net changes in fund balances at October 31, 2023 per statement of revenues, expenditures and changes in fund balances		\$ 11,810,588
The change in net position reported for governmental activities in the statement of activities is different because:		
Governmental funds report capital outlays as expenditures. However, in the statement of activities, the cost of those assets is allocated over their estimated useful lives and reported as depreciation expense.		
Capital outlay and equipment purchases which are considered expenditures on the statement of revenues, expenditures and changes in fund balances	\$ 90,770,126	
Depreciation and amortization expense	(33,147,920)	
Loss on sale/disposal of capital assets	<u>(1,165,995)</u>	56,456,211
Revenues in the statement of activities that do not provide current financial resources are not reported as revenues in the governmental funds.		
Sales taxes	(171,703)	
Non-employer pension contributions	<u>4,099,898</u>	3,928,195
Repayment of principal of long-term debt is recorded as expenditures in the governmental funds but reduces the liability in the statement of net position. Also governmental funds report the effect of premiums, discounts, and similar items when debt is first issued, whereas these amounts are deferred and amortized in the statement of activities over multiple periods.		
Issuance of debt, related to leases and subscriptions	(565,756)	
Principal payments	23,501,498	
Net bond premium and discount amortized	2,574,535	
Loss on refunding amortized	<u>(1,120,454)</u>	24,389,823
Expenses reported in the statement of activities are recognized when liabilities are incurred; while expenditures are recognized at the fund level when cash payments are made. The amounts below represent the difference between the expenses incurred at the government-wide level and the current financial resources expended at the fund level.		
Compensated absences	792,949	
Interest expense	91,135	
Other postemployment benefits	(979,647)	
Pension expense	<u>(8,520,683)</u>	(8,616,246)
Internal service funds are used by management to charge the costs of certain activities to individual funds. The net revenue (expense) of the internal service funds is reported with governmental activities.		<u>(3,102,959)</u>
Total changes in net position at October 31, 2023 per statement of activities		<u>\$ 84,865,612</u>

The accompanying notes are an integral part of the basic financial statements.



Lafayette

CONSOLIDATED GOVERNMENT



LAFAYETTE CITY-PARISH CONSOLIDATED GOVERNMENT  
Lafayette, Louisiana

Statement of Net Position - Proprietary Funds  
October 31, 2023

	Business -Type Activities - Enterprise Funds					Governmental Activities Internal Service Funds
	Utilities System	Communications System	Lafayette Public Power Authority	Other Enterprise Funds	Total	
ASSETS						
CURRENT ASSETS						
Cash and interest-bearing deposits	\$ 9,335,411	\$ 2,866,616	\$ 14,607,647	\$ 1,498,245	\$ 28,307,919	\$ 6,668,770
Investments	-	-	-	5,889,524	5,889,524	26,221,978
Accounts receivable, net	24,637,481	1,470,607	49,662	2,465,346	28,623,096	1,721,678
Leases receivable	175,849	72,729	-	-	248,578	-
Accrued interest receivable	34,201	-	-	38,194	72,395	170,050
Due from other funds	6,516,277	32	-	2,003,048	8,519,357	1,593,128
Due from other governmental agencies	9,611,073	8,866,315	-	-	18,477,388	-
Inventories, net	16,296,375	-	20,116,023	-	36,412,398	534,458
Prepaid items	1,300	171,468	-	-	172,768	592,800
Total current assets	<u>66,607,967</u>	<u>13,447,767</u>	<u>34,773,332</u>	<u>11,894,357</u>	<u>126,723,423</u>	<u>37,502,862</u>
NONCURRENT ASSETS						
Restricted assets:						
Cash and interest-bearing deposits	52,095,959	6,099,635	121,638	-	58,317,232	-
Investments	110,179,381	9,954,919	16,756,823	-	136,891,123	-
Receivables	651,825	66,400	25,470	-	743,695	-
Total restricted assets	<u>162,927,165</u>	<u>16,120,954</u>	<u>16,903,931</u>	<u>-</u>	<u>195,952,050</u>	<u>-</u>
CAPITAL ASSETS						
Land	22,249,081	398,264	201,964	3,147,688	25,996,997	-
Construction in progress	26,831,391	12,365,704	7,297,061	-	46,494,156	-
Buildings and site improvements, net	-	-	-	72,040	72,040	501,757
Equipment, net	-	-	-	608,165	608,165	542,395
Utility plant and equipment, net	575,217,663	72,528,622	123,432,293	-	771,178,578	-
Total capital assets, net	<u>624,298,135</u>	<u>85,292,590</u>	<u>130,931,318</u>	<u>3,827,893</u>	<u>844,349,936</u>	<u>1,044,152</u>
OTHER ASSETS						
Leases receivable	495,489	194,138	-	-	689,627	-
Notes receivable - interfund loans	19,688,245	-	-	-	19,688,245	-
Unamortized start-up costs	-	925,376	-	-	925,376	-
Total other assets	<u>20,183,734</u>	<u>1,119,514</u>	<u>-</u>	<u>-</u>	<u>21,303,248</u>	<u>-</u>
Total noncurrent assets	<u>807,409,034</u>	<u>102,533,058</u>	<u>147,835,249</u>	<u>3,827,893</u>	<u>1,061,605,234</u>	<u>1,044,152</u>
Total assets	<u>874,017,001</u>	<u>115,980,825</u>	<u>182,608,581</u>	<u>15,722,250</u>	<u>1,188,328,657</u>	<u>38,547,014</u>
DEFERRED OUTFLOWS OF RESOURCES						
Deferred loss on bond refunding	2,612,918	1,849,063	-	-	4,461,981	-
Other postemployment benefits	2,802,670	111,592	-	35,767	2,950,029	-
Pensions	12,356,278	1,750,429	-	525,855	14,632,562	-
Total deferred outflows of resources	<u>17,771,866</u>	<u>3,711,084</u>	<u>-</u>	<u>561,622</u>	<u>22,044,572</u>	<u>-</u>

The accompanying notes are an integral part of the basic financial statements.

Business -Type Activities - Enterprise Funds

	Utilities System	Communications System	Lafayette Public Power Authority	Other Enterprise Funds	Total	Governmental Activities Internal Service Funds
LIABILITIES						
CURRENT LIABILITIES (payable from current assets)						
Accounts payable	5,238,408	1,355,271	631,077	2,914,989	10,139,745	434,050
Accrued liabilities	2,885,384	511,598	-	76,773	3,473,755	171,617
Contracts payable	2,085,072	1,455,124	635,870	-	4,176,066	-
Retainage payable	1,745,077	292,611	-	-	2,037,688	-
Interest payable	23,448	-	-	-	23,448	-
Unearned revenue	-	-	-	1,812	1,812	3,233
Due to other funds	3,508,876	1,354,679	6,265,271	-	11,128,826	8,791
Leases and subscriptions	533,837	570,965	-	-	1,104,802	-
Unpaid claims liability	-	-	-	-	-	14,693,640
Compensated absences	1,886,038	179,427	-	63,474	2,128,939	134,798
Total	<u>17,906,140</u>	<u>5,719,675</u>	<u>7,532,218</u>	<u>3,057,048</u>	<u>34,215,081</u>	<u>15,446,129</u>
CURRENT LIABILITIES (payable from restricted assets)						
Customers' deposits	<u>10,483,188</u>	<u>246,403</u>	<u>-</u>	<u>-</u>	<u>10,729,591</u>	<u>-</u>
Total current liabilities	<u>28,389,328</u>	<u>5,966,078</u>	<u>7,532,218</u>	<u>3,057,048</u>	<u>44,944,672</u>	<u>15,446,129</u>
NONCURRENT LIABILITIES						
Revenue bonds payable	181,884,686	73,389,217	60,100,131	-	315,374,034	-
Notes payable - interfund loans	-	19,688,245	-	-	19,688,245	-
Claims payable	-	-	-	-	-	8,360,882
Compensated absences	5,151,145	-	-	62,860	5,214,005	-
Leases and subscriptions	1,081,896	1,457,423	-	-	2,539,319	-
Other postemployment benefits	8,079,167	322,043	-	102,287	8,503,497	-
Net pension liability	28,777,325	4,077,155	-	895,719	33,750,199	-
Total noncurrent liabilities	<u>224,974,219</u>	<u>98,934,083</u>	<u>60,100,131</u>	<u>1,060,866</u>	<u>385,069,299</u>	<u>8,360,882</u>
Total liabilities	<u>253,363,547</u>	<u>104,900,161</u>	<u>67,632,349</u>	<u>4,117,914</u>	<u>430,013,971</u>	<u>23,807,011</u>
DEFERRED INFLOWS OF RESOURCES						
Deferred gain on bond refunding	-	-	1,233,469	-	1,233,469	-
Lease revenue	588,651	303,179	-	-	891,830	-
Other postemployment benefits	1,762,958	70,164	-	23,337	1,856,459	-
Pensions	4,777,863	677,321	-	141,657	5,596,841	-
Total deferred inflows of resources	<u>7,129,472</u>	<u>1,050,664</u>	<u>1,233,469</u>	<u>164,994</u>	<u>9,578,599</u>	<u>-</u>
NET POSITION						
Net investment in capital assets	448,213,183	9,976,313	68,961,848	3,827,893	530,979,237	1,044,152
Restricted for:						
Debt service	143,811,279	15,874,551	16,903,931	-	176,589,761	-
Unrestricted (deficit)	39,271,386	(12,109,780)	27,876,984	8,173,071	63,211,661	13,695,851
Total net position	<u>\$ 631,295,848</u>	<u>\$ 13,741,084</u>	<u>\$ 113,742,763</u>	<u>\$ 12,000,964</u>	<u>\$ 770,780,659</u>	<u>\$ 14,740,003</u>

LAFAYETTE CITY-PARISH CONSOLIDATED GOVERNMENT  
Lafayette, Louisiana

Reconciliation of the Proprietary Funds Statement of Net Position  
to the Statement of Net Position  
October 31, 2023

Total net position - enterprise funds at October 31, 2023	\$ 770,780,659
Total net position reported for business-type activities in the statement of net position is different because:	
The net position and liabilities of certain internal service funds are reported with business-type activities	<u>3,650,114</u>
Total net position of business-type activities at October 31, 2023	<u>\$ 774,430,773</u>

The accompanying notes are an integral part of the basic financial statements.

LAFAYETTE CITY-PARISH CONSOLIDATED GOVERNMENT  
Lafayette, Louisiana

Statement of Revenues, Expenses, and Changes in Fund Net Position - Proprietary Funds  
For the Year Ended October 31, 2023

	Business -Type Activities - Enterprise Funds					Governmental Activities Internal Service Funds
	Utilities System	Communications System	Lafayette Public Power Authority	Other Enterprise Funds	Total	
Operating revenues:						
Charges for services	\$ 254,427,186	\$ 43,937,387	\$ 53,935,067	\$ 20,699,453	\$ 372,999,093	\$ 46,924,075
Miscellaneous	4,960,404	1,889,535	-	669,108	7,519,047	3,287,672
Total operating revenues	<u>259,387,590</u>	<u>45,826,922</u>	<u>53,935,067</u>	<u>21,368,561</u>	<u>380,518,140</u>	<u>50,211,747</u>
Operating expenses:						
Production, collection and cost of services	117,235,586	16,085,756	37,912,382	18,720,612	189,954,336	55,434,246
Distribution and treatment	23,911,667	-	172,541	-	24,084,208	-
Administrative and general	33,049,867	4,018,682	3,642,347	1,301,458	42,012,354	-
Transfer to City in lieu of taxes	25,432,565	3,988,746	-	-	29,421,311	-
Depreciation and amortization	27,063,705	7,333,182	2,399,345	151,673	36,947,905	108,014
Total operating expenses	<u>226,693,390</u>	<u>31,426,366</u>	<u>44,126,615</u>	<u>20,173,743</u>	<u>322,420,114</u>	<u>55,542,260</u>
Operating income (loss)	<u>32,694,200</u>	<u>14,400,556</u>	<u>9,808,452</u>	<u>1,194,818</u>	<u>58,098,026</u>	<u>(5,330,513)</u>
Nonoperating revenues (expenses):						
Investment earnings	7,268,280	908,300	1,230,639	218,987	9,626,206	1,549,337
Interest expense	(5,403,366)	(3,715,212)	(1,218,402)	-	(10,336,980)	-
Gain (loss) on disposal of capital assets	(698,101)	17,019	(274,503)	(391,960)	(1,347,545)	22,551
Federal grant revenue	2,005,605	9,939,494	-	-	11,945,099	-
Hurricane/disaster expenses	(94,749)	-	-	-	(94,749)	-
Non-employer pension contributions	616,920	87,379	-	19,937	724,236	-
Other, net	1,687,519	-	-	-	1,687,519	-
Total nonoperating revenues (expenses)	<u>5,382,108</u>	<u>7,236,980</u>	<u>(262,266)</u>	<u>(153,036)</u>	<u>12,203,786</u>	<u>1,571,888</u>
Income before contributions and transfers	38,076,308	21,637,536	9,546,186	1,041,782	70,301,812	(3,758,625)
Capital contributions	30,188	-	-	-	30,188	542,101
Transfers in	53,852	-	-	-	53,852	-
Transfers out	-	-	-	(4,040)	(4,040)	-
Change in net position	38,160,348	21,637,536	9,546,186	1,037,742	70,381,812	(3,216,524)
Net position (deficit), beginning as restated	<u>593,135,500</u>	<u>(7,896,452)</u>	<u>104,196,577</u>	<u>10,963,222</u>	<u>700,398,847</u>	<u>17,956,527</u>
Net position (deficit), ending	<u>\$ 631,295,848</u>	<u>\$ 13,741,084</u>	<u>\$ 113,742,763</u>	<u>\$ 12,000,964</u>	<u>\$ 770,780,659</u>	<u>\$ 14,740,003</u>

The accompanying notes are an integral part of the basic financial statements.

LAFAYETTE CITY-PARISH CONSOLIDATED GOVERNMENT  
Lafayette, Louisiana

Reconciliation of the Statement of Revenues, Expenses, and  
Changes in Fund Net Position of Proprietary Funds  
to the Statement of Activities  
For the Year Ended October 31, 2023

Total net changes in net position at October 31, 2023 per statement of revenues, expenditures and changes in fund net position	\$ 70,381,812
The change in net position reported for business-type activities in the statement of activities is different because:	
The net revenue (expense) of certain internal service funds are reported with business-type activities	<u>(113,564)</u>
Total changes in net position at October 31, 2023 per statement of activities	<u>\$ 70,268,248</u>

The accompanying notes are an integral part of the basic financial statements.

LAFAYETTE CITY-PARISH CONSOLIDATED GOVERNMENT  
Lafayette, Louisiana

Statement of Cash Flows - Proprietary Funds  
For the Year Ended October 31, 2023

	Business -Type Activities - Enterprise Funds					Governmental Activities Internal Service Funds
	Utilities System	Communications System	Lafayette Public Power Authority	Other Enterprise Funds	Total	
<b>CASH FLOWS FROM OPERATING ACTIVITIES</b>						
Receipts from customers	\$ 260,692,800	\$ 44,606,325	\$ 60,673,263	\$ 20,722,954	\$ 386,695,342	\$ 9,546,605
Receipts from insured	-	-	-	-	-	36,094,121
Payments to suppliers for goods and services	(156,117,661)	(18,307,798)	(50,981,769)	(18,328,782)	(243,736,010)	(16,088,953)
Payments to employees and for employee related costs	(26,280,816)	(3,677,083)	(484,520)	(1,318,051)	(31,760,470)	(2,122,602)
Payments for claims	-	-	-	-	-	(32,404,609)
Internal activity - payments to other funds	(25,432,565)	(3,696,657)	-	-	(29,129,222)	-
Other receipts	6,647,923	1,889,535	-	669,340	9,206,798	3,286,699
Net cash provided (used) by operating activities	<u>59,509,681</u>	<u>20,814,322</u>	<u>9,206,974</u>	<u>1,745,461</u>	<u>91,276,438</u>	<u>(1,688,739)</u>
<b>CASH FLOWS FROM NONCAPITAL FINANCING ACTIVITIES</b>						
Disaster expenses	(94,749)	-	-	-	(94,749)	-
Transfers in	53,852	-	-	(4,040)	49,812	-
Net cash used by noncapital financing activities	<u>(40,897)</u>	<u>-</u>	<u>-</u>	<u>(4,040)</u>	<u>(44,937)</u>	<u>-</u>
<b>CASH FLOWS FROM CAPITAL AND RELATED FINANCING ACTIVITIES</b>						
Principal payments on long-term debt	(17,356,668)	(6,810,104)	(4,450,000)	-	(28,616,772)	-
Grants received	1,949,973	2,610,523	-	-	4,560,496	-
Interest paid	(7,578,315)	(4,949,306)	(1,827,025)	-	(14,354,646)	-
Capital contributions	30,188	-	-	-	30,188	-
Purchase and construction of capital assets	(47,484,585)	(16,106,003)	(7,591,168)	(61,061)	(71,242,817)	(41,499)
Net cash provided (used) by capital and related financing activities	<u>(70,439,407)</u>	<u>(25,254,890)</u>	<u>(13,868,193)</u>	<u>(61,061)</u>	<u>(109,623,551)</u>	<u>(41,499)</u>
<b>CASH FLOWS FROM INVESTING ACTIVITIES</b>						
Interest earnings	7,578,315	904,557	1,089,042	149,215	9,721,129	1,141,926
Sales (purchases) of investments	20,690,610	3,924,133	1,039,592	(1,558,961)	24,095,374	31,314
Net cash provided (used) by investing activities	<u>28,268,925</u>	<u>4,828,690</u>	<u>2,128,634</u>	<u>(1,409,746)</u>	<u>33,816,503</u>	<u>1,173,240</u>
Net increase (decrease) in cash and cash equivalents	17,298,302	388,122	(2,532,585)	270,614	15,424,453	(556,998)
Balances, beginning of the year	64,827,392	16,549,346	29,381,816	1,227,631	111,986,185	7,225,768
Balances, end of the year	<u>\$ 82,125,694</u>	<u>\$ 16,937,468</u>	<u>\$ 26,849,231</u>	<u>\$ 1,498,245</u>	<u>\$ 127,410,638</u>	<u>\$ 6,668,770</u>

(continued)

LAFAYETTE CITY-PARISH CONSOLIDATED GOVERNMENT  
Lafayette, Louisiana

Statement of Cash Flows - Proprietary Funds (Continued)  
For the Year Ended October 31, 2023

	Business -Type Activities - Enterprise Funds					Governmental Activities Internal Service Funds
	Utilities System	Communications System	Lafayette Public Power Authority	Other Enterprise Funds	Total	
RECONCILIATION OF OPERATING INCOME TO NET CASH PROVIDED (USED) BY OPERATING ACTIVITIES						
Operating income	\$ 32,694,200	\$ 14,400,556	\$ 9,808,452	\$ 1,194,818	\$ 58,098,026	\$ (5,330,513)
Adjustments to reconcile operating income to net cash provided by operating activities:						
Depreciation and amortization	27,063,705	7,333,182	2,399,345	151,673	36,947,905	108,014
Pension expense (benefit)	(398,842)	(566,825)	-	10,480	(955,187)	-
Other postemployment expense (benefit)	76,231	45,673	-	346	122,250	-
Change in assets and liabilities:						
Receivables	6,265,614	668,938	28,264	229,689	7,192,505	(1,283,349)
Inventories	(2,858,101)	-	(6,714,761)	-	(9,572,862)	68,252
Prepaid expenses and clearing accounts	(1,300)	249,654	267,392	-	515,746	9,965
Accounts payable	(314,446)	(10,133)	(3,346,839)	364,060	(3,307,358)	6,257,502
Accrued liabilities	9,750	112,696	-	-	122,446	-
Customer deposits	433,153	20,975	-	-	454,128	-
Unearned revenue	-	-	-	232	232	(973)
Due from/to other funds	(3,517,731)	(1,446,707)	6,765,121	(206,188)	1,594,495	(1,522,894)
Compensated absences	57,448	6,313	-	351	64,112	5,257
Net cash provided (used) by operating activities	<u>\$ 59,509,681</u>	<u>\$ 20,814,322</u>	<u>\$ 9,206,974</u>	<u>\$ 1,745,461</u>	<u>\$ 91,276,438</u>	<u>\$ (1,688,739)</u>
Noncash investing, capital and financing activities:						
Increase (decrease) in fair value of investments	<u>\$ 670,338</u>	<u>\$ (44,752)</u>	<u>\$ 143,971</u>	<u>\$ 50,870</u>	<u>\$ 820,427</u>	<u>\$ 354,109</u>
Gain (loss) on disposal of capital assets	<u>\$ (698,101)</u>	<u>\$ 17,019</u>	<u>\$ (274,503)</u>	<u>\$ (391,960)</u>	<u>\$ (1,347,545)</u>	<u>\$ 22,551</u>
Leases and subscriptions	<u>\$ 697,180</u>	<u>\$ 388,673</u>	<u>\$ -</u>	<u>\$ -</u>	<u>\$ 1,085,853</u>	<u>\$ -</u>
Cash and cash equivalents, beginning of period						
Cash - unrestricted	\$ 11,177,473	\$ 2,694,247	\$ 7,516,842	\$ 1,227,631	\$ 22,616,193	\$ 7,225,768
Investments - unrestricted	-	-	10,987,167	4,279,693	15,266,860	-
Cash - restricted	17,696,951	1,861,019	1,189,123	-	20,747,093	-
Investments - restricted	142,265,209	17,946,667	15,500,670	-	175,712,546	-
Less: Investments with maturity in excess of 90 days	<u>(106,312,241)</u>	<u>(5,952,587)</u>	<u>(5,811,986)</u>	<u>(4,279,693)</u>	<u>(122,356,507)</u>	<u>-</u>
Total	<u>64,827,392</u>	<u>16,549,346</u>	<u>29,381,816</u>	<u>1,227,631</u>	<u>111,986,185</u>	<u>7,225,768</u>
Cash and cash equivalents, end of period						
Cash - unrestricted	9,335,411	2,866,616	14,607,647	1,498,245	28,307,919	6,668,770
Investments - unrestricted	-	-	-	5,889,524	5,889,524	-
Cash - restricted	52,095,959	6,099,635	121,638	-	58,317,232	-
Investments - restricted	110,179,381	9,954,919	16,756,823	-	136,891,123	-
Less: Investments with maturity in excess of 90 days	<u>(89,485,057)</u>	<u>(1,983,702)</u>	<u>(4,636,877)</u>	<u>(5,889,524)</u>	<u>(101,995,160)</u>	<u>-</u>
Total	<u>82,125,694</u>	<u>16,937,468</u>	<u>26,849,231</u>	<u>1,498,245</u>	<u>127,410,638</u>	<u>6,668,770</u>
Net increase (decrease)	<u>\$ 17,298,302</u>	<u>\$ 388,122</u>	<u>\$ (2,532,585)</u>	<u>\$ 270,614</u>	<u>\$ 15,424,453</u>	<u>\$ (556,998)</u>

The accompanying notes are an integral part of the basic financial statements.



Lafayette  
CONSOLIDATED GOVERNMENT



LAFAYETTE CITY-PARISH CONSOLIDATED GOVERNMENT  
Lafayette, Louisiana

Statement of Fiduciary Net Position  
Fiduciary Funds  
October 31, 2023

	<u>Custodial Funds</u>
ASSETS	
Cash and interest-bearing deposits	\$ 2,468,595
Investments	43,980
Accrued interest receivable	<u>285</u>
Total assets	<u>2,512,860</u>
LIABILITIES	
Other payables	<u>49,344</u>
NET POSITION	
Restricted for individuals, organizations and other governments	<u>\$ 2,463,516</u>

The accompanying notes are an integral part of the basic financial statements.

LAFAYETTE CITY-PARISH CONSOLIDATED GOVERNMENT  
Lafayette, Louisiana

Statement of Changes in Fiduciary Net Position  
Fiduciary Funds  
For the Year Ended October 31, 2023

	<u>Custodial Funds</u>
ADDITIONS	
Bonds posted	\$ 2,751,634
Court costs	822,506
Interest	<u>1,943</u>
Total additions	<u>3,576,083</u>
DEDUCTIONS	
Refunds to individuals/businesses	239,136
Payments to other governments	1,700,822
Other reductions	1,145,999
Bank service charges	<u>404</u>
Total deductions	<u>3,086,361</u>
Change in net position	489,722
Net position, beginning of year	<u>1,973,794</u>
Net position, end of year	<u>\$ 2,463,516</u>

The accompanying notes are an integral part of the basic financial statements.

LAFAYETTE CITY-PARISH CONSOLIDATED GOVERNMENT  
Lafayette, Louisiana

Combining Statement of Net Position - Discretely Presented Component Units  
October 31, 2023

	Cajundome Commission	Lafayette Regional Airport	Lafayette Public Trust Financing Authority	Nonmajor Component Units	Total
<b>ASSETS</b>					
<b>CURRENT ASSETS:</b>					
Cash and interest-bearing deposits	\$ 18,256,505	\$ 36,269,189	\$ 1,332,589	\$ 10,544,810	\$ 66,403,093
Restricted cash and interest-bearing deposits	-	12,486,755	-	-	12,486,755
Investments	-	-	6,021,361	8,735,972	14,757,333
Accounts receivable, net	727,590	1,735,721	1,595,481	1,497,370	5,556,162
Leases receivable - short term	-	1,703,190	-	-	1,703,190
Due from other governmental agencies	-	17,847,043	-	1,906,779	19,753,822
Inventories	194,664	-	101,739	433,325	729,728
Prepaid items	-	731,661	-	128,863	860,524
Total current assets	<u>19,178,759</u>	<u>70,773,559</u>	<u>9,051,170</u>	<u>23,247,119</u>	<u>122,250,607</u>
<b>NONCURRENT ASSETS:</b>					
Restricted cash and interest-bearing deposits	-	-	1,267,558	3,215,976	4,483,534
Other assets	7,692	69,723	11,959,345	-	12,036,760
Leases receivable	-	4,879,655	-	-	4,879,655
Net pension asset	-	1,006,954	-	681,642	1,688,596
Capital assets:					
Non-depreciable	-	145,935,483	-	253,046	146,188,529
Depreciable, net	20,332,925	123,699,522	7,533,209	36,452,541	188,018,197
Total noncurrent assets	<u>20,340,617</u>	<u>275,591,337</u>	<u>20,760,112</u>	<u>40,603,205</u>	<u>357,295,271</u>
Total assets	<u>39,519,376</u>	<u>346,364,896</u>	<u>29,811,282</u>	<u>63,850,324</u>	<u>479,545,878</u>
<b>DEFERRED OUTFLOWS OF RESOURCES</b>					
Other postemployment benefits	-	-	-	62,669	62,669
Pensions	1,098,305	132,342	-	1,634,269	2,864,916
Total deferred outflows of resources	<u>1,098,305</u>	<u>132,342</u>	<u>-</u>	<u>1,696,938</u>	<u>2,927,585</u>
<b>LIABILITIES</b>					
<b>CURRENT LIABILITIES:</b>					
Accounts and other payables	1,556,999	9,671,928	404,291	745,630	12,378,848
Due to primary government	-	-	-	104,271	104,271
Due to other governmental agencies	-	-	-	33,500	33,500
Unearned revenue	3,345,484	55,548	-	54,819	3,455,851
Deposits	-	267,700	7,201	250,685	525,586
Current portion of long-term liabilities:					
Compensated absences	20,860	-	-	14,283	35,143
Bonds and leases payable	1,050,000	-	90,261	1,058,081	2,198,342
Total current liabilities	<u>5,973,343</u>	<u>9,995,176</u>	<u>501,753</u>	<u>2,261,269</u>	<u>18,731,541</u>
<b>NONCURRENT LIABILITIES:</b>					
Noncurrent portion of long-term liabilities:					
Compensated absences	204,225	132,839	-	698,110	1,035,174
Bonds and leases payable	24,890,000	-	2,758,142	7,675,391	35,323,533
Other postemployment benefits	-	-	-	154,350	154,350
Net pension liability	3,424,615	-	-	1,119,470	4,544,085
Total noncurrent liabilities	<u>28,518,840</u>	<u>132,839</u>	<u>2,758,142</u>	<u>9,647,321</u>	<u>41,057,142</u>
Total liabilities	<u>34,492,183</u>	<u>10,128,015</u>	<u>3,259,895</u>	<u>11,908,590</u>	<u>59,788,683</u>
<b>DEFERRED INFLOWS OF RESOURCES</b>					
Leases	-	6,705,436	423,497	-	7,128,933
Property taxes	-	229,212	-	2,141,504	2,370,716
Other postemployment benefits	-	-	-	40,438	40,438
Pensions	29,017	958,740	-	809,824	1,797,581
Total deferred inflows of resources	<u>29,017</u>	<u>7,893,388</u>	<u>423,497</u>	<u>2,991,766</u>	<u>11,337,668</u>
<b>NET POSITION</b>					
Net investment in capital assets	(5,607,075)	269,635,005	5,581,147	32,407,086	302,016,163
Restricted for (Note 23):					
Capital projects	5,943,471	5,654,743	-	8,268	11,606,482
Debt service	-	-	-	2,627,573	2,627,573
External legal constraints/programs	-	-	-	558,879	558,879
Unrestricted	5,760,085	53,186,087	20,546,743	15,045,100	94,538,015
Total net position	<u>\$ 6,096,481</u>	<u>\$ 328,475,835</u>	<u>\$ 26,127,890</u>	<u>\$ 50,646,906</u>	<u>\$ 411,347,112</u>

The accompanying notes are an integral part of the basic financial statements.

LAFAYETTE CITY-PARISH CONSOLIDATED GOVERNMENT  
Lafayette, Louisiana

Combining Statement of Activities - Discretely Presented Component Units  
For the Year Ended October 31, 2023

	Cajundome Commission	Lafayette Regional Airport	Lafayette Public Trust Financing Authority	Nonmajor Component Units	Total
Expenses	\$ 13,467,051	\$ 21,810,293	\$ 4,569,115	\$ 19,446,559	\$ 59,293,018
Program Revenues:					
Charges for services	8,977,765	10,675,487	128,683	14,387,961	34,169,896
Operating grants and contributions	500,000	1,980,424	-	2,740,628	5,221,052
Capital grants and contributions	100,000	15,210,254	-	23,369	15,333,623
Total program revenues	<u>9,577,765</u>	<u>27,866,165</u>	<u>128,683</u>	<u>17,151,958</u>	<u>54,724,571</u>
Net program revenues (expenses)	<u>(3,889,286)</u>	<u>6,055,872</u>	<u>(4,440,432)</u>	<u>(2,294,601)</u>	<u>(4,568,447)</u>
General revenues:					
Taxes-					
Property	-	3,939,395	-	2,455,284	6,394,679
Sales	3,577,484	29,063	-	-	3,606,547
Grants and contributions not restricted to specific programs	461,168	48,255	-	-	509,423
Non-employer pension contributions	-	17,684	-	39,074	56,758
Investment earnings	200,694	766,059	1,770,936	488,583	3,226,272
Miscellaneous	503,859	369,031	47,457	364,836	1,285,183
Total general revenues	<u>4,743,205</u>	<u>5,169,487</u>	<u>1,818,393</u>	<u>3,347,777</u>	<u>15,078,862</u>
Change in net position	853,919	11,225,359	(2,622,039)	1,053,176	10,510,415
Net position, beginning as restated	<u>5,242,562</u>	<u>317,250,476</u>	<u>28,749,929</u>	<u>49,593,730</u>	<u>400,836,697</u>
Net position, ending	<u>\$ 6,096,481</u>	<u>\$ 328,475,835</u>	<u>\$ 26,127,890</u>	<u>\$ 50,646,906</u>	<u>\$ 411,347,112</u>

The accompanying notes are an integral part of the basic financial statements.



Lafayette

CONSOLIDATED GOVERNMENT

LAFAYETTE CITY-PARISH CONSOLIDATED GOVERNMENT  
Lafayette, Louisiana

Notes to the Basic Financial Statements

	<u>Index</u>	<u>Page</u>
Note 1	Summary of Significant Accounting Policies.....	38
Note 2	Cash and Interest-Bearing Deposits.....	53
Note 3	Investments.....	54
Note 4	Receivables.....	56
Note 5	Ad Valorem Taxes.....	56
Note 6	Due From Other Governmental Agencies.....	58
Note 7	Restricted Assets - Enterprise Funds.....	58
Note 8	Capital Assets.....	59
Note 9	Leases.....	62
Note 10	Subscription-Based Information Technology Arrangements.....	63
Note 11	Accounts and Other Payables.....	63
Note 12	Receivables and Payables Between Primary Government and Component Units.....	63
Note 13	Interfund Receivables and Payables.....	64
Note 14	Interfund Transfers.....	64
Note 15	Transactions Between Primary Government and Discretely Presented Component Units.....	65
Note 16	Interfund Loans - Notes Receivable/Notes Payable.....	65
Note 17	Long-Term Liabilities.....	66
Note 18	Risk Management.....	72
Note 19	Commitments and Contingencies .....	75
Note 20	Postemployment Health Care and Life Insurance Benefits.....	76
Note 21	Employee Retirement Systems.....	78
Note 22	On-Behalf Payments for Salaries and Benefits.....	88
Note 23	Restricted Net Position.....	89
Note 24	Environmental Liabilities and Regulations.....	89
Note 25	Flow of Funds: Restrictions on Use - Utility Revenues.....	92
Note 26	Flow of Funds: Restrictions on Use - Communications Revenues.....	93
Note 27	Flow of Funds: Restrictions on Use - LPPA.....	94
Note 28	Dedication of Proceeds and Flow of Funds - Sales and Use Taxes.....	94
Note 29	Fair Value Measurements.....	96
Note 30	Deficit Fund Balance of Individual Funds.....	97
Note 31	Compensation, Benefits, and Other Payments to Agency Head.....	97
Note 32	Compensation of Council.....	98
Note 33	Tax Abatement.....	98
Note 34	Accounting Changes.....	98
Note 35	New Accounting Pronouncements.....	99
Note 36	Subsequent Events.....	100

LAFAYETTE CITY-PARISH CONSOLIDATED GOVERNMENT  
Lafayette, Louisiana

Notes to the Basic Financial Statements

(1) Summary of Significant Accounting Policies

The financial statements of Lafayette City-Parish Consolidated Government (the “Government”) are prepared in accordance with generally accepted accounting principles (GAAP). The Governmental Accounting Standards Board (GASB) is responsible for establishing GAAP for state and local governments through its pronouncements (Statements and Interpretations). The accounting and reporting framework and the more significant accounting policies are described below.

A. Reporting Entity

The financial reporting entity consists of (a) the primary government, (b) organizations for which the primary government is financially accountable, and (c) other organizations for which the primary government is not accountable, but for which the nature and significance of their relationship with the primary government are such that exclusion would cause the reporting entity’s financial statements to be misleading or incomplete.

Primary Government -

The Government operates under a home rule charter. The plan of government provided by the home rule charter is a President-Council form of government. The elected Mayor-President is the head of the executive branch and the elected City Council (5 members) and Parish Council (5 members), jointly will constitute the legislative branch. The Government’s operations include police and fire protection, public transportation (a Government-owned bus system), streets and drainage, parks and recreation, certain social services (including urban redevelopment and housing) and general administration services. The Government owns and operates four enterprise activities: (1) a utilities system which generates and distributes electricity and provides water and sewer services; (2) a fiber optic network which provides telephone, cable TV and internet services; (3) an environmental quality division which provides compost and solid waste disposal and other environmental services; and (4) a compressed natural gas service station which provides an alternative fuel source for both public and private vehicles.

Component Units -

Section 2100 of the 2011 Governmental Accounting Standards Board (GASB) *Codification of Governmental Accounting and Financial Reporting Standards*, “Defining the Financial Reporting Entity” establishes criteria for determining which entities should be considered a component unit and, as such, part of the reporting entity for financial reporting purposes. The basic criteria are as follows:

1. Legal status of the potential component unit including the right to incur its own debt, levy its own taxes and charges, expropriate property in its own name, sue and be sued, and the right to buy, sell and lease property in its own name.
2. Whether the primary government’s governing authority (City Council, Parish Council, or Mayor-President) appoints a majority of board members of the potential component unit and is able to impose its will on the potential component unit or the potential component unit is fiscally dependent on the primary government.
3. Financial benefit/burden relationship between the primary government and the potential component unit.

LAFAYETTE CITY-PARISH CONSOLIDATED GOVERNMENT  
Lafayette, Louisiana

Notes to the Basic Financial Statements (Continued)

4. The nature and significance of the relationship between the potential component unit with the primary government are such that exclusion would cause the reporting entity's financial statements to be misleading.

Based on these criteria, the Government includes the component units detailed below in the financial reporting entity.

Blended Component Units -

Lafayette Public Power Authority (LPPA) - LPPA was created by the Louisiana Legislature for the purpose of acquiring electric generating facilities in conjunction with other governmental entities or private enterprises. LPPA owns 50% of a coal-fired generating plant in Boyce, Louisiana (other owners: Cleco - 30%; Louisiana Energy and Power Authority - 20%). All energy produced from LPPA's share of the facility is sold to the Government. The City Council is LPPA's governing authority and the Government's Director of Utilities is its Managing Director. Although it is legally separate from the Government, LPPA is reported as if it were part of the primary government because its governing body is composed of much of the governing body of the Government and all of the energy generated is sold to the Government's Utilities System.

Downtown Lafayette Economic Development District (EDD) – Downtown Lafayette EDD was created by the Lafayette City-Parish Council in December of 2019. The purpose of the District is to provide funds to undertake or cause to be undertaken the acquisition, design, development, and construction of various multi-phased projects designed to encourage economic development, eliminate blighted and vacant property, increase the number of hotel rooms available, generate revenues for infrastructure and other necessary capital expenditures, stimulate job creation by enhancing the feasibility of private sector projects that help to achieve the economic goals outlined in the Downtown Action Plan, and catalyze development in target areas where it might not otherwise be economically feasible, primarily through focusing on projects in the areas of development, rehabilitation, infrastructure improvements, recreation, and beautification on property located within the District. The governing authority of the District is City Council. Although it is legally separate from the Government, Downtown Lafayette EDD is reported as if it were part of the primary government because its governing body is composed of much of the governing body of the Government.

University Gateway Economic Development District (EDD) – University Gateway EDD was created by the Lafayette City-Parish Council in December of 2019. The purpose of the District is to provide funds to undertake or cause to be undertaken the acquisition, design, development, and construction of various multi-phased projects designed to encourage economic development, eliminate blighted and vacant property, increase the number of hotel rooms available, generate revenues for infrastructure and other necessary capital expenditures, stimulate job creation by enhancing the feasibility of private sector projects that help to achieve the community's economic goals, and catalyze development in target areas where it might not be otherwise economically feasible, primarily through focusing on projects in the areas of development, rehabilitation, infrastructure improvements, and recreation, and to pursue transportation improvements including, but not limited to, incorporating raised medians and roundabouts, making necessary safety upgrades, and improving pedestrian connectivity along the University Avenue Corridor from Renaud Drive (LA 725) to Jeanne Street on property located within the District.



LAFAYETTE CITY-PARISH CONSOLIDATED GOVERNMENT  
Lafayette, Louisiana

Notes to the Basic Financial Statements (Continued)

The City Council is the governing authority of the District. Although it is legally separate from the Government, University Gateway EDD is reported as if it were part of the primary government because its governing body is composed of much of the governing body of the Government.

Trappey Economic Development District (EDD) – Trappey EDD was created by the Lafayette City-Parish Council in December of 2019. The purpose of the District is to provide funds to undertake or cause to be undertaken the acquisition, design, development, and construction of a multi-phased mixed-use economic development project that will activate now-dormant land along a major transportation corridor in the City through revitalization of existing historic structures and infill construction, which is anticipated to include commercial, residential, recreational, and hospitality uses as well as public infrastructure improvements including, but not limited to, a promenade along the river, water steps, bike paths, street improvements, surface parking, and drainage improvements located on property within the District. The City Council is the governing authority of the District. Although it is legally separate from the Government, Trappey EDD is reported as if it were part of the primary government because its governing body is composed of much of the governing body of the Government.

Northway Economic Development District (EDD) – Northway EDD was created by the Lafayette City-Parish Council in December of 2019. The purpose of the District is to provide funds to undertake or cause to be undertaken the acquisition, design, development, and construction of various multi-phased projects designed to encourage economic development, eliminate blighted and vacant property, increase the number of hotel rooms available, generate revenues for infrastructure and other necessary capital expenditures, stimulate job creation by enhancing the feasibility of private sector projects that help to achieve the economic goals of the City for the area included within the District, and catalyze development in target areas where it might not otherwise be economically feasible, primarily through focusing on projects in the areas of development, rehabilitation, infrastructure improvements, and recreation on property located within the District. The City Council is the governing authority of the District. Although it is legally separate from the Government, Northway EDD is reported as if it were part of the primary government because its governing body is composed of much of the governing body of the Government.

Holy Rosary Institute Economic Development District (EDD) – Holy Rosary Institute EDD was created by the Lafayette City-Parish Council in December of 2019. The purpose of the District is to provide funds to undertake or cause to be undertaken the acquisition, design, development, and construction of various multi-phased projects designed to encourage economic development, eliminate blighted and vacant property, generate revenues for infrastructure and other necessary capital expenditures, stimulate job creation by enhancing the feasibility of private sector projects that help to achieve the community's economic goals, and catalyze development in target areas where it might not otherwise be economically feasible, primarily through focusing on projects in the areas of development, rehabilitation, infrastructure improvements, and recreation on property located within the District. The City Council is the governing authority of the District. Although it is legally separate from the Government, Holy Rosary Institute EDD is reported as if it were part of the primary government because its governing body is composed of much of the governing body of the Government.

LAFAYETTE CITY-PARISH CONSOLIDATED GOVERNMENT  
Lafayette, Louisiana

Notes to the Basic Financial Statements (Continued)

Discretely Presented Component Units -

Downtown Development Authority - Downtown Development Authority was created by the Louisiana Legislature to implement various plans to aid and encourage both private and public development of the Lafayette Centre Development District. The City Council appoints the seven members of the Authority, and the City Council must also approve any development plans of the Authority. Funding is provided by an ad valorem tax. The tax began in 1993 and renewed for a period of 15 years in 2008. The Authority's fiscal year end is December 31.

Cajundome Commission - Cajundome Commission was created in 1987 by an intergovernmental agreement between the City of Lafayette and the University of Louisiana - Lafayette, and is responsible for overseeing the operations of the Cajundome, a multi-purpose civic center. Three of the five members of the Commission are appointed by the Government, and the Government makes an annual contribution toward the operating and capital costs of the Cajundome. The Commission's fiscal year end is October 31.

City Court of Lafayette - City Court of Lafayette was created by the special legislative act. City Court has jurisdiction to hear cases that deal with the City of Lafayette municipal ordinances, traffic violations, parking violations, and cases where the amount disputed or value of the property involved does not exceed \$15,000. The City judges are elected and cannot be removed by the City-Parish officials. City Court of Lafayette is fiscally dependent on the City.

The City Council has the ability to modify or approve its budget, which comes from the General Fund. There are certain funds collected by City Court, pursuant to state statute, which are under the control of City Court. Financial data reported for the City Court component unit is from its separately audited financial statements for the fiscal year ended October 31.

Lafayette Regional Airport - Lafayette Regional Airport is a municipally owned, non-hub airport located on U.S. Highway 90 East in the City of Lafayette. The Airport provides passenger service through three regional carriers. The major source of revenue for the Airport is rentals on buildings, hangars, land and terminal space. The Airport is governed by a seven member, non-elected commission. Five members are appointed by the Government, one member is appointed by the Mayor-President, and one member is appointed by the mayors of the various municipalities surrounding Lafayette. The Parish Council has the ability to approve and/or deny each annual budget for the commission. The Airport's fiscal year end is December 31.

Lafayette Parish Waterworks District North - Lafayette Parish Waterworks District North was created under the provisions of Louisiana Revised Statutes 33:3811, for the purpose of providing potable drinking water to the rural areas of Lafayette Parish. The District is governed by a board of commissioners composed of nine members appointed by the Government. Each board of commissioners serves a four year term and cannot serve more than 12 years. The Parish Council has the ability to impose its will by setting rates and approving the District's debt. The District's fiscal year end is December 31.

Lafayette Parish Waterworks District South - Lafayette Parish Waterworks District South was issued a charter by the State of Louisiana and a franchise from the Parish of Lafayette on October 10, 1974. The District's purpose is to provide a water system for the southern district of Lafayette Parish. The Government's Parish Council appoints the governing body of the District. The Parish Council has the ability to impose its will by setting rates and approving the District's debt. The District's fiscal year end is August 31.

LAFAYETTE CITY-PARISH CONSOLIDATED GOVERNMENT  
Lafayette, Louisiana

Notes to the Basic Financial Statements (Continued)

Lafayette Public Trust Financing Authority (LPTFA) - LPTFA was formed as a public trust on January 16, 1979 pursuant to Chapter 2-A of Title 9 of the Louisiana revised statutes. The Government's Council approves the by-laws and debt issues of LPTFA. The beneficiary of the trust is the City of Lafayette. LPTFA was created to provide financing to low and moderate income families within the Parish of Lafayette. The governing body is comprised of a board of seven trustees appointed by the Government's City Council. LPTFA's fiscal year end is March 31.

Lafayette Parish Bayou Vermilion District - Lafayette Parish Bayou Vermilion District is a corporate body created under Chapter 32 of Title 33 of the Louisiana Revised Statutes of 1950, comprised of R.S. 33:9201 through 33:9210. The District is governed by a Board of Commissioners composed of nine members. Two members are appointed by the chief executive officers of the incorporated municipalities of Lafayette Parish other than the City of Lafayette; one member is appointed by the chief executive officer of Lafayette Consolidated Government; three members, one of whom shall be a black citizen, shall be appointed by the governing authority of the City of Lafayette; one member shall be appointed by the chief executive officer of Lafayette Parish; and two members shall be appointed by the governing authority of Lafayette Consolidated Government.

The District's purpose is that of improving the water quality and the aesthetics of the Bayou Vermilion within the Parish of Lafayette in an effort to promote the bayou as a recreational and cultural asset to create and control a new type of viable economic development adjacent to Bayou Vermilion so as to provide a diversified economic base for the City and Parish of Lafayette and to do any and all other act which would enhance the general condition of Bayou Vermilion. The Parish Council has the ability to impose its will on the District by approving the levying of taxes and the issuance of debt. The District's fiscal year end is December 31.

Lafayette Parish Communication District - Lafayette Parish Communication District consists of the "911" Fund, the Office of Homeland Security and Emergency Preparedness Fund, and the Communication System Management Fund. The "911" Fund was created by House Bill No. 480, Act No. 788 and signed into law July 18, 1979 for the purpose of establishing local emergency telephone response service for Lafayette Parish. The Lafayette Parish Council acting as the governing authority for Lafayette Parish shall determine the methods and sources of funding for the District. The Office of Homeland Security and Emergency Preparedness Fund (OHSEP) was consolidated with Lafayette Parish Communication District on November 1, 1984. Funding for OHSEP is provided by State of Louisiana Office of Homeland and Emergency Preparedness and the Government. Any revenues in excess of expenditures are refunded proportionately to the City and Parish of Lafayette at the end of each fiscal year. The Communication System Management Fund (CSMF) was established on November 1, 1986 to administer the City of Lafayette's 800 Megahertz Radio System. CSMF charges Lafayette Utilities System and surrounding communities a rental fee for radio tower usage.

The City of Lafayette reimburses CSMF for excess expenditures over revenues received from tower rentals. The economic resources held by the District are a direct benefit for the citizens of Lafayette Parish. The relationship between the Government and the District is such that exclusion would cause the Government's financial statements to be incomplete. The District's fiscal year end is October 31.

LAFAYETTE CITY-PARISH CONSOLIDATED GOVERNMENT  
Lafayette, Louisiana

Notes to the Basic Financial Statements (Continued)

Complete financial statements of the above component units that issue separate financial statements can be obtained at the office of the Legislative Auditor of the State of Louisiana, 1600 North 3rd, Baton Rouge, Louisiana 70802.

Related Organizations

The Government is responsible for appointing members of the boards of other organizations, but the Government's accountability for these organizations do not extend beyond making the appointments.

The following agencies are related organizations to the Government. Each organization's financial statements, for those that issue financial statements, can be obtained at their respective administrative offices listed as follows:

Industrial Development Board  
(no financial statements)

Housing Authority of Lafayette  
115 Kattie Drive  
Lafayette, Louisiana 70501

Lafayette Parish Conventions and Visitors Commission  
Post Office Box 52066  
Lafayette, Louisiana 70505

Lafayette City-Parish Recreation Advisory Commission  
(no financial statements)

Lafayette Crime Prevention Advisory Commission  
(no financial statements)

Planning and Zoning Commission  
(no financial statements)

Joint Ventures

The Acadiana Criminalistics Laboratory Commission (Acadiana Crime Lab) was created by State statute and is comprised of a 21-member board of commissioners, for which the Government has one appointment. The Acadiana Crime Lab is financed primarily through court costs with any deficit allocated on a pro rata basis to each participating Parish. For 2023, the Government's operating appropriation was \$250,000. The Acadiana Crime Lab's financial statements can be obtained at the following:

Acadiana Criminalistics Laboratory Commission  
5004 West Admiral Doyle  
New Iberia, Louisiana 70560

LAFAYETTE CITY-PARISH CONSOLIDATED GOVERNMENT  
Lafayette, Louisiana

Notes to the Basic Financial Statements (Continued)

Jointly Governed Organization

The Government is responsible for appointing one member of the Teche-Vermilion Fresh Water District. This appointment represents less than a voting majority of this respective board. There is no ongoing financial interest or ongoing financial responsibility for this organization.

B. Basis of Presentation

The Government's basic financial statements consist of the government-wide statements on all of the non-fiduciary activities of the primary government and its component units and the fund financial statements (individual major fund and combined nonmajor fund). The statements are prepared in accordance with accounting principles generally accepted in the United States of America as applied to governmental units.

Government-Wide Financial Statements - (GWFS)

The government-wide financial statements include the statement of net position and the statement of activities for all non-fiduciary activities of the primary government and the total for its component units. As a general rule, the effect of interfund activity has been removed from these statements. Exceptions to the general rule are payments between the enterprise funds and other various functions of government for charges such as electric fees and contributions between the primary government and its component units which are reported as external transactions. These statements distinguish between the governmental and business-type activities of the Government. Governmental activities generally are financed through taxes, intergovernmental revenues and other nonexchange transactions. Business-type activities are financed in whole or in part by fees charged to external parties. The primary government is reported separately from the legally separate component units as detailed in the previous section.

In the government-wide statement of net position, both the governmental and business-type activities columns (a) are presented on a consolidated basis by column, (b) and are reported on a full accrual, economic resource basis, which recognizes all long-term assets and receivables as well as long-term debt and obligations. The Government's net position is reported in three parts – net investment in capital assets, restricted net position; and unrestricted net position. The Government's policy is to first apply restricted resources when an expense is incurred for purposes for which both restricted and unrestricted net position are available.

The government-wide statement of activities reports both the gross and net cost of each of the Government's functions and business-type activities. The functions are also supported by general government revenues (property taxes, sales and use taxes, certain intergovernmental revenues, etc.). The statement of activities reduces gross expenses (including depreciation) by related program revenues, operating and capital grants. Program revenues include (1) charges to customers or applicants who purchase, use, or directly benefit from goods, services, or privileges provided by a given function or segment, and for various services provided and (2) grants and contributions that are restricted to meeting the operational or capital requirements of a particular function or segment. The net cost (by function or business-type activity) is normally covered by general revenue (property taxes, sales taxes, intergovernmental revenues, interest income, etc.).

LAFAYETTE CITY-PARISH CONSOLIDATED GOVERNMENT  
Lafayette, Louisiana

Notes to the Basic Financial Statements (Continued)

Indirect costs are based on a study conducted by MGT of America Consulting, LLC. A Full Cost Allocation Plan is generated which allocates support services (purchasing, accounting, personnel, building maintenance, etc.) provided by the General Fund to the various City-Parish departments/funds. These costs are recorded as expenditures in the other funds and as revenue in the General Fund. Support services allocated for 2023 amounted to \$413,256 for grant programs and \$7,137,119 for other funds.

Fund Financial Statements - (FFS)

The fund financial statements provide information about the Government's funds, including its fiduciary funds and blended component units. Separate statements for each fund category - governmental, proprietary, and fiduciary - are presented. The emphasis of fund financial statements is on major governmental and enterprise funds, each displayed in a separate column. All remaining governmental and enterprise funds are aggregated and reported as nonmajor funds.

Proprietary fund operating revenues, such as charges for services, result from exchange transactions associated with the principal activity of the fund. Exchange transactions are those in which each party receives and gives up essentially equal values. Nonoperating revenues, such as subsidies and investment earnings, result from nonexchange transactions or ancillary activities.

The Government reports the following major governmental funds:

General Fund -

This is the Government's primary operating fund. It accounts for all financial resources of the general government, except those required to be accounted for in another fund. The Government is required to maintain two separate general funds as follows: 1) City General Fund which accounts for resources used to finance the legally defined services of the City government; and 2) Parish General Fund which accounts for resources used to finance the legally defined services of the Parish government.

Sales Tax Capital Improvements Fund -

This fund accounts for the portion of proceeds derived from the City's sales and use tax that is dedicated for capital improvements.

American Rescue Plan - City -

This fund accounts for the collection and disbursement of American Rescue Plan Act (ARPA) funds received by Lafayette Consolidated Government for use by the City of Lafayette.

American Rescue Plan - Parish -

This fund accounts for the collection and disbursement of American Rescue Plan Act (ARPA) funds received by Lafayette Consolidated Government for use by the Parish.

The other governmental funds are considered non-major funds. They include special revenue funds which account for the proceeds of specific revenue sources that are legally restricted to expenditures for specific purposes, debt service funds, and capital projects funds.

LAFAYETTE CITY-PARISH CONSOLIDATED GOVERNMENT  
Lafayette, Louisiana

Notes to the Basic Financial Statements (Continued)

The Government reports the following major enterprise funds:

Utilities System Fund -

This fund accounts for the provision of electric, water and sewer services to the residents of the City and some residents of the Parish. All activities necessary to provide such services are accounted for in this fund, including, but not limited to, administration, operations, maintenance, financing and related debt service, and billing and collections.

Communications System Fund -

This fund accounts for the provision of wholesale fiber bandwidth to retail companies for resale and the provision of telephone, cable TV and internet services to residents of the City. All activities necessary to provide such services are accounted for in this fund, including, but not limited to, administration, operations, maintenance, financing and related debt service, and billing and collections.

Lafayette Public Power Authority (LPPA) -

This fund accounts for the operations of a coal-fired electric generation plant in Boyce, Louisiana, and the sale of energy produced to the Government. LPPA owns 50% of the total plant and accounts for 50% of total costs. The City has agreed to purchase all electric power from LPPA under the terms of a power sales contract. All activities necessary to provide such services are accounted for in LPPA, which is a blended component unit of the Government.

In addition, the Government reports the following:

Internal Service Funds -

These funds account for vehicle and transportation services, printing services, and self-insurance including medical insurance coverage provided to other departments on a cost reimbursement basis.

Custodial Funds -

These funds account for assets held by the Government to cover estimated court costs in connection with criminal and civil suits and on behalf of other funds within the Government.

The emphasis in fund financial statements is on the major funds in either the governmental or business-type activities categories. Nonmajor funds by category are summarized into a single column.

A fund is considered major if it is the primary operating fund of the Government or meets the following criteria:

- a. Total assets and deferred outflows, liabilities and deferred inflows, revenues, or expenditures/expenses of that individual governmental or enterprise fund are at least 10 percent of the corresponding total for all funds of that category or type; and

LAFAYETTE CITY-PARISH CONSOLIDATED GOVERNMENT  
Lafayette, Louisiana

Notes to the Basic Financial Statements (Continued)

- b. Total assets and deferred outflows, liabilities and deferred inflows, revenues, or expenditures/expenses of that individual governmental or enterprise fund are at least 5 percent of the corresponding total for all governmental and enterprise funds combined.

The Government's internal service funds are presented in the proprietary funds financial statements. Because the principal users of the internal services are the Government's governmental activities, the financial statements of the internal services funds are consolidated into the governmental column when presented in the government-wide financial statements. To the extent possible, the cost of these services is reported in the appropriate functional activity.

The Government's fiduciary funds are presented in the fiduciary fund financial statements by type. Since by definition these assets are being held for the benefit of a third party and cannot be used to address activities or obligations of the Government, these funds are not incorporated into the government-wide statements.

C. Basis of Accounting

Government-wide, proprietary and fiduciary fund financial statements -

The government-wide financial statements are reported using the economic resources measurement focus and the accrual basis of accounting, as are the proprietary and fiduciary fund financial statements, except for custodial funds, which use the economic resources measurement focus. Revenues are recorded when earned and expenses are recorded when a liability is incurred, regardless of the timing of related cash flows. Nonexchange transactions, in which the Government gives (or receives) value without directly receiving (or giving) equal value in exchange, include property taxes, grants, entitlements and donations. On an accrual basis, property taxes are recognized in the year for which the taxes are levied. Revenue from grants, entitlements and donations are recognized in the fiscal year in which all eligibility requirements have been satisfied.

Governmental fund financial statements -

Governmental funds are reported using the current financial resources measurement focus and the modified accrual basis of accounting. Under this method, revenues are recognized when susceptible to accrual (i.e., when they become both measurable and available). "Measurable" means the amount of the transaction can be determined and "available" means collectible within the current period or soon enough thereafter to be used to pay liabilities of the current period. Sales taxes are considered "measurable" when in the hands of the Sales Tax Collector and are recognized as revenue at that time.

Ad valorem taxes are recognized as revenue in the year for which budgeted, that is, in the year in which such taxes are billed and collected. Revenue from grants, entitlements and donations are recognized in the fiscal year in which all eligibility requirements have been satisfied. All other receivables collected within 60 days after year-end are considered available and recognized as revenue of the current year.

Expenditures are recorded when the related fund liability is incurred, except for principal and interest on general long-term debt, claims and judgments and compensated absences, which are recognized to the extent they have matured. General capital asset acquisitions are reported as expenditures in governmental funds.



LAFAYETTE CITY-PARISH CONSOLIDATED GOVERNMENT  
Lafayette, Louisiana

Notes to the Basic Financial Statements (Continued)

Proceeds of general long-term debt and acquisitions under capital leases are reported as other financing sources. Except for miscellaneous supplies warehoused at central locations and issued to operating departments as needed, purchases of various operating supplies are regarded as expenditures at the time purchased.

D. Assets, Deferred Outflows of Resources, Liabilities, Deferred Inflows of Resources and Equity

Cash and Cash Equivalents

Cash includes amounts in demand deposits and on hand. For purposes of statements of cash flows, highly liquid investments (including restricted assets) with an original maturity of three months or less are considered to be cash equivalents.

The cash balances of substantially all funds and of other legally separate entities are pooled and invested by the Government for the purpose of increasing earnings through investment activities. The purpose of this consolidated account is to reduce administrative costs and provide a single cash balance available for the maximization of investment earnings. Each participating fund shares in the investment earnings according to its average cash and investment balance. The individual funds' portion of the pool's assets are presented as "Cash, Investments and Accrued Interest," as applicable based on its percentage of the total of each item. In addition, separate bank accounts have been established for certain restricted funds as required by bond indentures for related bond issues.

Investments

Under state law the Government may deposit funds with a fiscal agent organized under the laws of the State of Louisiana, the laws of any other state in the union, or the laws of the United States. The Government may invest in United States bonds, treasury notes and bills, government backed agency securities, or certificates and time deposits of state banks organized under Louisiana law and national banks having principal offices in Louisiana. In addition, local governments in Louisiana are authorized to invest in Louisiana Asset Management Pool (LAMP), a nonprofit corporation formed by the State Treasurer and organized under the laws of the State of Louisiana, which operates a local government investment pool.

In accordance with professional standards, investments meeting the criteria specified in the standards are stated at fair value, which is either a quoted market price or the best estimate available. Investments which do not meet the requirements are stated at cost. These investments include overnight repurchase agreements and amounts invested in LAMP.

Receivables

In the government-wide statements, receivables consist of all revenues earned at year end and not yet received. Major receivable balances for the governmental funds include sales and use taxes, federal and state grants.

Accounts receivable for the Utilities System Fund, Communications System Fund, and the Environmental Services Disposal Fund are reported net of an allowance. The allowance amount at October 31, 2023 was \$1,799,973, \$571,480, and \$404,622 respectively.

Loans receivable in governmental funds consist of rehabilitation, first-time homebuyers loans, etc., that are generally not expected or scheduled to be collected in the subsequent year.

LAFAYETTE CITY-PARISH CONSOLIDATED GOVERNMENT  
Lafayette, Louisiana

Notes to the Basic Financial Statements (Continued)

These are reported net of allowances. The allowance amounts are reflected on the face of the financial statement, as applicable.

Interfund Receivables and Payables

Short-term cash borrowings between funds are considered temporary in nature. These amounts are reported as “due to/from other funds.” Any residual balances outstanding between the governmental activities and business-type activities are reported in the government-wide financial statements as “internal balances.”

Inventories and Prepaid Items

Miscellaneous supplies warehoused at central locations are stated at cost (moving average). Building materials stockpiled for the Government’s housing rehabilitation program, which supplies are eligible for grant reimbursement only when actually used in a project, are stated at average cost.

Inventories, other than fuel oil, held by the Utilities System Fund and the Internal Service Funds are stated at average cost. Fuel oil inventory in the Utilities System Fund is stated at the lower of cost or market. Coal inventory held by LPPA is stated at the lower of cost or market as determined by the average cost method.

Governmental fund type inventories are recorded under the consumption method in the fund financial statements. Appropriate allowances have been recorded for obsolete items. Certain payments to vendors reflect costs applicable to future accounting periods and are recorded as prepaid items.

Bond Premiums, Discounts, and Start-up Costs

In governmental funds, bond premiums, discounts, and issuance costs are recognized in the current period. In proprietary funds (and for governmental funds, in the government-wide statements), bond premiums and discounts are deferred and amortized over the terms of the bonds to which they apply. Also included in assets of the proprietary funds are start-up costs of the Communications System (as defined by applicable professional standards). These costs will be recovered by future rates of the Communications System and will be amortized over their cost recovery period.

Restricted Assets

Certain resources of the Utilities System Fund, Communications System Fund and LPPA are classified as restricted assets on the statement of net position because their use is limited by bond ordinances or for self-insurance purposes, or because they represent customers’ deposits being held.

Capital Assets

The accounting treatment over property, plant, and equipment (capital assets) depends on whether the assets are used in governmental fund operations or proprietary fund operations and whether they are reported in the government-wide or fund financial statements. The Government maintains a threshold level of \$1,000 or more for capitalizing fixed assets.

LAFAYETTE CITY-PARISH CONSOLIDATED GOVERNMENT  
Lafayette, Louisiana

Notes to the Basic Financial Statements (Continued)

Government-Wide Financial Statements -

In the government-wide financial statements, all governmental capital assets of City of Lafayette, Lafayette Parish Government subsequent to 1979, and Lafayette City-Parish Consolidated Government are valued at cost where historical records are available and at estimated historical cost where historical records cannot be located. All capital assets are recorded at historical cost, or estimated historical cost if actual is unavailable, except for donated assets, which are recorded at their acquisition value at the date of donation. All capital assets of Lafayette Parish Government which were purchased prior to 1980 are valued at estimate historical cost with the exception of buildings. Buildings have been recorded at insured values in effect in 1980. This basis is not in accordance with generally accepted accounting principles which require that such assets be recorded at cost or estimated historical cost. The potential differences resulting from the use of insured values as opposed to cost have been determined to be insignificant to the Government. Prior to November 1, 2001, governmental funds' infrastructure assets were not capitalized.

Capital assets in the Utilities System Fund were initially recorded on November 1, 1949 at values assigned by a survey and analysis conducted by the City's consulting engineers. Capital assets acquired since the original capitalization and all other proprietary fund capital assets are valued at historical cost.

Depreciation of all exhaustible capital assets is recorded as an allocated expense in the statement of activities, with accumulated depreciation reflected in the statement of net position. Depreciation is provided over the assets' estimated useful lives using the straight-line method of depreciation. The costs of normal maintenance and repairs that do not add to the value of the asset or materially extend asset lives are not capitalized. The Government's range of estimated useful lives by type of asset is as follows:

	Years
Buildings and improvements	8 - 40
Equipment (vehicles and movables)	3 - 20
Infrastructure	25 - 40
Utility plant and equipment	5 - 100
Acquisition adjustments	8 - 9

Subscription Assets -

Subscription assets are a result of subscription-based information technology agreements (SBITAs) in which the Government has entered into a contract with a vendor that conveys control of the right to use to the vendor's nonfinancial asset (the underlying asset) as specified by the subscription for a period of time in an exchange or exchange-like transaction. Such assets are reported, net of amortization. Subscription assets are amortized at the lesser of the useful life or contract term.

LAFAYETTE CITY-PARISH CONSOLIDATED GOVERNMENT  
Lafayette, Louisiana

Notes to the Basic Financial Statements (Continued)

Fund Financial Statements –

In the fund financial statements, capital assets used in governmental fund operations are accounted for as capital outlay expenditures of the governmental fund upon acquisition. Capital assets used in proprietary fund operations are accounted for the same as in the government-wide statements.

Total interest incurred for the year ended October 31, 2023 for the governmental funds was \$9,295,580 and for governmental activities was \$7,750,364. The total amount for both the governmental funds and the governmental activities was expensed.

Deferred Outflows of Resources and Deferred Inflows of Resources

Deferred outflows of resources represent a consumption of net assets that applies to future periods and deferred inflows of resources represent an acquisition of net assets that applies to future periods.

Compensated Absences

Employees earn vacation pay in varying amounts ranging from eight hours per month to 16 hours per month, depending upon length of service. At the end of each year, annual leave may be carried forward provided the amount carried forward does not exceed an employee's annual earning rate at the time. Unused annual leave (in excess of what can be carried forward) is credited to the employee's sick leave balance. Subject to the above limitation, unused vacation is paid to an employee upon retirement or resignation at hourly rates being earned at separation. Sick leave is accumulated at the rate of 12 days per year, and any unused sick leave may be carried forward without limitation. No sick leave is paid upon resignation. Employees separated due to retirement or deaths are paid for all accumulated sick leave at the hourly rates being earned by that employee at separation.

In the government-wide and proprietary fund financial statements, the Government accrues accumulated unpaid vacation and sick leave and associated related costs when earned (or estimated to be earned) by the employee. The current portion is the amount estimated to be used/paid in the following year. The remainder is reported as non-current. Compensated absences typically have been liquidated by the General Fund and a few other governmental funds. Claims liabilities typically have been liquidated by the internal service funds.

Long-term Obligations

The accounting treatment of long-term obligations depends on whether the obligation relates to governmental or proprietary fund obligations and whether they are reported in the government-wide or fund financial statements. All long-term obligations to be repaid from governmental and business-type resources are reported as liabilities in the government-wide financial statements. The long-term obligations consists primarily of bonds payable, accrued compensated absences, and claims payable.

Long-term obligations for governmental funds are not reported as liabilities in the fund financial statements. These long-term obligations are generally liquidated by the General Fund. The debt proceeds are reported as other financing sources and payment of principal and interest reported as expenditures. The accounting for proprietary funds is the same in the fund financial statements as it is in the government-wide financial statements.

LAFAYETTE CITY-PARISH CONSOLIDATED GOVERNMENT  
Lafayette, Louisiana

Notes to the Basic Financial Statements (Continued)

Equity Classifications

Government-Wide Financial Statements –

Net position represents the difference between assets and deferred outflows of resources less liabilities and deferred inflows of resources. The Government reports three components as follows:

- (1) Net investment in capital assets - This component consists of net capital assets reduced by the outstanding balances of any related debt obligations and deferred inflows of resources attributable to the acquisition, construction, or improvement of those assets and increased by balances of deferred outflows of resources related to those assets.
- (2) Restricted net position - This component is considered restricted if its use is constrained to a particular purpose. Restrictions are imposed by external organizations such as federal or state laws or buyers of the Government's bonds. Restricted net position is restricted assets reduced by liabilities and deferred inflows of resources related to the restricted assets.
- (3) Unrestricted net position - This component consists of all other net position that does not meet the definition of the above two components and is available for general use by the Government.

The government-wide statement of net position reports \$428,281,091 of restricted net position of which \$135,617,171 is restricted by enabling legislation.

Fund Financial Statements –

In the fund financial statements, governmental fund equity is classified as fund balance. Fund balance is further classified as follows:

- (1) Nonspendable – amounts that cannot be spent either because they are in nonspendable form or because they are legally or contractually required to be maintained intact.
- (2) Restricted – amounts that can be spent only for specific purposes because of constitutional provisions or enabling legislation or because of constraints that are externally imposed by creditors, grantors, contributors, or the laws or regulations of other governments.
- (3) Committed – amounts that can be used only for specific purposes determined by a formal action of the council members. The City and Parish Councils are the highest level of decision-making authority for the Government. Commitments may be established, modified, or rescinded only through ordinances approved by council members.
- (4) Assigned – amounts that do not meet the criteria to be classified as restricted or committed but that are intended to be used for specific purposes. Under the Government's adopted policy, only the City and Parish Councils may assign amounts for specific purposes.

LAFAYETTE CITY-PARISH CONSOLIDATED GOVERNMENT  
Lafayette, Louisiana

Notes to the Basic Financial Statements (Continued)

- (5) Unassigned – the residual classification for the General Fund and includes amounts that are available for any purpose. Positive amounts are reported only in the General Fund.

At October 31, 2023, the governmental funds’ balance sheet reports restricted fund balance for capital expenditures in the amount of \$168,087,860, of which the following amounts are for encumbrances:

	Sales Tax Capital Improvements	Other Governmental Funds	Total Governmental Funds
Encumbrances	\$ 21,020,065	\$ 33,662,765	\$ 54,682,830

When an expenditure is incurred for purposes for which both restricted and unrestricted fund balance is available, the Government considers restricted funds to have been spent first. When an expenditure is incurred for which committed, assigned, or unassigned fund balances are available, the Government considers amounts to have been spent first out of committed funds, then assigned funds, and finally unassigned funds, as needed, unless the City and Parish Councils provided otherwise in its commitment or assignment actions.

Proprietary fund equity is classified the same as in the government-wide statements.

Interfund Transfers

Permanent reallocations of resources between funds of the primary government are classified as interfund transfers. For the purposes of the statement of activities, all interfund transfers between governmental funds and proprietary funds have been eliminated.

Accounting Estimates

The preparation of financial statements in conformity with generally accepted accounting principles requires management to make estimates and assumptions that affect certain reported amounts and disclosures. Accordingly, actual results could differ from those estimates.

(2) Cash and Interest-Bearing Deposits

Under state law the Government may deposit funds with a fiscal agent bank organized under the laws of the State of Louisiana, the laws of any other state in the union, or the laws of the United States. The Government may invest in direct obligations of the United States government, bonds, debentures, notes or other evidence of indebtedness issued or guaranteed by federal agencies and/or the United States government, and time certificates of deposit of state banks organized under Louisiana law and national banks having principal offices in Louisiana.

At October 31, 2023, the Government had demand deposits (book balances) as follows:

	Primary Government	Fiduciary Funds	Total
Interest-bearing deposits	\$ 162,987,215	\$ 2,468,595	\$ 165,455,810

LAFAYETTE CITY-PARISH CONSOLIDATED GOVERNMENT  
Lafayette, Louisiana

Notes to the Basic Financial Statements (Continued)

Custodial credit risk is the risk that in the event of a bank failure of a depository financial institution, the Government’s deposits may not be recovered or the collateral securities that are in the possession of the outside party will not be recovered. These deposits are stated at cost, which approximates fair value. Under state law, deposits (or the resulting bank balances) must be secured by federal deposit insurance or the pledge of securities owned by the fiscal agent bank. The fair value of the pledged securities plus the federal deposit insurance must at all times equal the amount on deposit with the fiscal agent bank. These securities are held in the name of the Government or the pledging fiscal agent bank by a holding or custodial bank that is mutually acceptable to both parties.

Deposit balances (bank balances) at October 31, 2023, are secured as follows:

Bank balances	<u>\$ 168,396,259</u>
Federal deposit insurance	\$ 250,000
Pledged securities	<u>168,146,259</u>
Total federal deposit insurance and pledged securities	<u>\$ 168,396,259</u>

Deposits in the amount of \$168,146,259 were exposed to custodial credit risk. These deposits are uninsured and collateralized with securities held by the pledging institution’s trust department or agent, but not in the Government’s name. The Government does not have a policy for custodial credit risk.

(3) Investments

As of October 31, 2023, the Government’s investments were as follows:

Investment Type	
Primary Government:	
U.S. Treasuries	\$ 319,435,069
U.S. Instrumentalities	132,905,126
LAMP	<u>3,930,815</u>
Total primary government	<u>456,271,010</u>
Fiduciary Funds:	
U.S. Treasuries	32,073
U.S. Instrumentalities	11,353
LAMP	<u>554</u>
Total fiduciary funds	<u>43,980</u>
Total investments	<u>\$ 456,314,990</u>

The Government participates in Louisiana Asset Management Pool (LAMP). LAMP is administered by LAMP, Inc., a non-profit corporation organized under the laws of the State of Louisiana. Only local government entities having contracted to participate in LAMP have an investment interest in its pool of assets. The primary objective of LAMP is to provide safe environment for the placement of public funds in short-term, high quality investments. The financial statements for LAMP may be accessed on their website (<https://www.lamppool.com>). The LAMP portfolio includes only securities and other obligations in which local governments in Louisiana are authorized to invest in accordance with LA – R.S. 33:2955. The following provides information that is relevant to LAMP:

LAFAYETTE CITY-PARISH CONSOLIDATED GOVERNMENT  
Lafayette, Louisiana

Notes to the Basic Financial Statements (Continued)

Credit risk: LAMP is rated AAAM by Standard & Poor's.

Custodial credit risk: LAMP participants' investments in the pool are evidenced by shares of the pool. Investments in pools should be disclosed, but not categorized because they are not evidenced by securities that exist in physical or book-entry form. The public entity's investment is with the pool, not the securities that make up the pool; therefore, no disclosure is required.

Concentration of credit risk: Pooled investments are excluded from the 5 percent disclosure requirement.

Interest rate risk: LAMP is designed to be highly liquid to give its participants immediate access to their account balances. LAMP prepares its own interest rate risk disclosures using the weighted average maturity (WAM) method. The WAM of LAMP assets is restricted to not more than 90 days, and consists of no securities with a maturity in excess of 397 or 762 days for U.S. Government variable rate investments. The WAM for LAMP's total investments is 63 days as of October 31, 2023.

The investments of LAMP are stated at fair value which is determined on a weekly basis by LAMP and the value of the position in the external investment pool is the same as the net asset value of the pooled shares. LAMP is subject to the regulatory oversight of the state treasurer and the board of directors. LAMP is not registered with the SEC as an investment company.

The following provides information about interest rate risk associated with the Government's investments:

Primary Government:

<u>Investment Type</u>	<u>% of Portfolio</u>	<u>Investment Maturities</u>		
		<u>Fair Value</u>	<u>Less Than One Year</u>	<u>One - Five Years</u>
U.S. Treasuries	70%	\$ 319,435,069	\$ 239,718,901	\$ 79,716,168
U.S. Instrumentalities	29%	132,905,126	109,374,755	23,530,371
State Investment Pool (LAMP)	1%	3,930,815	3,930,815	-
Total	100%	\$ 456,271,010	\$ 353,024,471	\$ 103,246,539

Fiduciary Funds:

<u>Investment Type</u>	<u>% of Portfolio</u>	<u>Investment Maturities</u>		
		<u>Fair Value</u>	<u>Less Than One Year</u>	<u>One - Five Years</u>
U.S. Treasuries	73%	\$ 32,073	\$ 22,804	\$ 9,269
U.S. Instrumentalities	26%	11,353	10,880	473
State Investment Pool (LAMP)	1%	554	554	-
Total	100%	\$ 43,980	\$ 34,238	\$ 9,742



LAFAYETTE CITY-PARISH CONSOLIDATED GOVERNMENT  
Lafayette, Louisiana

Notes to the Basic Financial Statements (Continued)

Credit rate risk: The risks are managed by restricting investments to those authorized by R.S. 33:5162. The Government's Investment Policy limits investments to fully insured and/or fully-collateralized certificates of deposits and direct and indirect obligations of U.S. government agencies. The Government's investments in U.S. Treasuries and U.S. Instrumentalities were rated AA+ by Standard and Poor's and repurchase agreements were not rated.

Concentration of credit risk: R.S. 33:2955 provides that all fixed income investments be appropriately diversified by maturity, security, sector, and credit quality. At October 31, 2023, no more than 5 percent of the Government's total investments were invested in any single issue.

Custodial Credit Risk - In the event of the failure of the counterparty, the Government will not be able to recover the value of its investments or collateral securities that are in the possession of an outside party. The Government's investment policy requires all investments to be in the Government's name and all ownership securities to be evidenced by an acceptable safekeeping receipt issued by a third-party financial institution which is acceptable to the Government. Accordingly, the Government had no custodial credit risk related to its investments.

In accordance with GASB Statement No. 31, the Government recognized a net increase in the fair value of investments in the amount of \$5,274,677 and \$0 for the primary government and fiduciary funds, respectively. This amount takes into account all changes in fair value that occurred during the year. The unrealized loss on investments held at October 31, 2023 was \$2,605,165 and \$0 for the primary government and fiduciary funds, respectively.

(4) Receivables

At October 31, 2023, receivables consist of the following:

	<u>Governmental Activities</u>	<u>Business-type Activities</u>	<u>Total Primary Government</u>	<u>Component Units</u>
Accounts, net	\$ 3,752,480	\$ 28,871,674	\$ 32,624,154	\$ 2,099,873
Loans receivable, net	2,025,645	-	2,025,645	1,220,481
Ad valorem taxes	-	-	-	1,790,620
Assessments	25,786	-	25,786	-
Accrued interest	2,097,443	72,395	2,169,838	388,358
Other	333,033	-	333,033	56,830
	<u>\$ 8,234,387</u>	<u>\$ 28,944,069</u>	<u>\$ 37,178,456</u>	<u>\$ 5,556,162</u>

(5) Ad Valorem Taxes

Fund financial statements -

City of Lafayette:

Ad valorem taxes attach as an enforceable lien on property as of January 1 of each year. Taxes are levied by the City in April or May and are billed to taxpayers in November. The taxes are levied for the period of November 1 through October 31. Billed taxes become delinquent on January 1 of the year following the year they attach as an enforceable lien. Revenues from ad valorem taxes are budgeted and recognized as revenue in the year billed.

LAFAYETTE CITY-PARISH CONSOLIDATED GOVERNMENT  
Lafayette, Louisiana

Notes to the Basic Financial Statements (Continued)

The City bills and collects its own property taxes using the assessed values determined by the Tax Assessor of Lafayette Parish.

For the year ended October 31, 2023, taxes of 18.19 mills were levied on property with net assessed valuations totaling \$1,659,936,366 and were dedicated as follows:

General corporate purposes	5.67 mills
Maintenance of public streets	1.29 mills
Maintenance of public buildings	1.13 mills
Recreation and parks	1.92 mills
Maintenance and operation of fire and police departments	8.18 mills

Total taxes levied were \$30,194,242. Taxes receivable at October 31, 2023 totaled \$1,378,752, all of which is considered uncollectible. Therefore, an allowance for uncollectible taxes was established for the entire balance, resulting in net taxes receivable of \$0.

Lafayette Parish:

Ad valorem taxes attach as an enforceable lien on property as of January 1 of each year. During the current fiscal year, taxes were levied by Lafayette Parish in August of 2022 and were billed to the taxpayers by the Assessor in November of 2022 for the period November 1, 2022 through October 31, 2023. Billed taxes are due by December 31, becoming delinquent on January 1 of the following year. Taxes are budgeted and the revenue recognized in the year following the assessment, which is the year for which the taxes are levied.

The taxes are based on assessed values determined by the Tax Assessor of Lafayette Parish and are collected by the Sheriff. The taxes are remitted net of deductions for Pension Fund contributions. For the year ended October 31, 2023, taxes of 29.265 mills were levied on property with net assessed valuations totaling \$2,406,155,428 and were dedicated as follows:

General corporate purposes, in city	1.625 mills
General corporate purposes	3.250 mills
Maintenance of buildings, drainage, roads, and bridges	18.975 mills
Debt service contingency	1.850 mills
Combined public health	1.980 mills
Storm water management	1.180 mills
Parish fire protection	0.405 mills

Total taxes levied during 2022 for 2023, exclusive of homestead exemptions, were \$63,260,797. Taxes receivable at October 31, 2023 totaled \$472,571, all of which is considered uncollectible. Therefore, an allowance for uncollectible taxes was established for the entire balance, resulting in net taxes receivable of \$0.

Government-wide financial statements -

Property taxes are recognized in the year for which they are levied, net of uncollectible amounts, as applicable.

LAFAYETTE CITY-PARISH CONSOLIDATED GOVERNMENT  
Lafayette, Louisiana

Notes to the Basic Financial Statements (Continued)

(6) Due From Other Governmental Agencies

Amounts due from other governmental agencies consist of the following at October 31, 2023:

Fund financial statements:

Governmental funds -

Lafayette Parish School Board:

Sales and use taxes collected but not remitted \$ 9,335,705

Federal Grant funds 4,869,517

Federal pass-through grant funds 6,008,423

State grant funds 22,696,770

Other 70,255

Total amount reported in governmental funds \$ 42,980,670

Proprietary funds -

FEMA grant funds \$ 8,670,008

State grant funds 9,807,380

Total amount reported in proprietary funds \$ 18,477,388

Government-wide financial statements:

Total amount reported in governmental funds \$ 42,980,670

Total amount reported in proprietary funds 18,477,388

Additional sales and use taxes due from Lafayette Parish School Board 9,033,928

\$ 70,491,986

(7) Restricted Assets - Enterprise Funds

Restricted assets of Utilities System Fund consist of the following:

Bond reserve fund \$ 14,365,784

Capital additions and contingencies fund 129,445,495

Bond construction fund 8,632,698

Customers' deposits 10,483,188

Total \$ 162,927,165

Restricted assets of Communications System Fund consist of the following:

Capital additions and contingencies fund \$ 15,874,551

Customers' deposits 246,403

Total \$ 16,120,954

Restricted assets of LPPA consist of the following:

Bond reserve fund \$ 7,079,262

Capital additions and contingencies 5,305,545

Fuel cost stability fund 4,519,124

Total \$ 16,903,931

LAFAYETTE CITY-PARISH CONSOLIDATED GOVERNMENT  
Lafayette, Louisiana

Notes to the Basic Financial Statements (Continued)

(8) Capital Assets

Capital assets activity for the year ended October 31, 2023 was as follows:

	Balance 11/1/2022	Additions	Deletions	Balance 10/31/2023
Governmental activities:				
<b>Capital assets not being depreciated</b>				
Land	\$ 50,602,290	\$ 10,734,397	\$ -	\$ 61,336,687
Construction in progress	90,341,510	63,852,052	28,945,780	125,247,782
Total capital assets, not being depreciated	140,943,800	74,586,449	28,945,780	186,584,469
<b>Capital assets, being depreciated</b>				
Land improvements	10,962,374	52,176	-	11,014,550
Buildings and improvements	219,521,016	4,583,544	712,651	223,391,909
Vehicles	69,698,927	8,613,927	2,350,060	75,962,794
Movables	51,046,818	5,804,896	3,157,910	53,693,804
Infrastructure	864,926,553	26,581,682	-	891,508,235
Total capital assets, being depreciated	1,216,155,688	45,636,225	6,220,621	1,255,571,292
<b>Less accumulated depreciation</b>				
Land improvements	3,965,196	435,529	-	4,400,725
Buildings and improvements	117,337,578	4,623,218	186,087	121,774,709
Vehicles	49,051,515	4,341,928	2,086,238	51,307,205
Movables	35,680,817	3,649,511	2,315,927	37,014,401
Infrastructure	440,657,223	19,814,914	-	460,472,137
Total accumulated depreciation	646,692,329	32,865,100	4,588,252	674,969,177
Total capital assets, being depreciated, net	569,463,359	12,771,125	1,632,369	580,602,115
<b>Leased assets</b>				
Buildings	358,898	-	-	358,898
<b>Less accumulated amortization</b>				
Buildings	103,066	46,017	-	149,083
Leased assets being amortized, net	255,832	(46,017)	-	209,815
<b>Subscription-Based Information Technology Arrangement Assets*</b>				
Subscription-Based Information Technology Arrangements	715,424	565,756	-	1,281,180
<b>Less accumulated amortization*</b>				
Subscription-Based Information Technology Arrangements	216,987	344,816	-	561,803
Total subscription-based information technology arrangement assets being amortized, net	498,437	220,940	-	719,377
Governmental activities, capital assets, net	\$ 711,161,428	\$ 87,532,497	\$ 30,578,149	\$ 768,115,776

\*Restated

LAFAYETTE CITY-PARISH CONSOLIDATED GOVERNMENT  
Lafayette, Louisiana

Notes to the Basic Financial Statements (Continued)

	Balance 11/1/2022	Additions	Deletions	Balance 10/31/2023
Business-type activities:				
Capital assets not being depreciated:				
Land	\$ 25,413,656	\$ 583,341	\$ -	\$ 25,996,997
Construction in progress	<u>59,295,794</u>	<u>69,552,968</u>	<u>82,354,606</u>	<u>46,494,156</u>
Total capital assets, not being depreciated	<u>84,709,450</u>	<u>70,136,309</u>	<u>82,354,606</u>	<u>72,491,153</u>
<b>Capital assets, being depreciated</b>				
Buildings and improvements	2,564,029	-	-	2,564,029
Electric plant	911,853,238	37,346,089	2,283,776	946,915,551
Water plant	194,905,981	8,477,902	172,322	203,211,561
Sewer plant	271,092,761	27,640,527	638,876	298,094,412
Fiber optics	175,829,768	9,956,713	526,664	185,259,817
Equipment	<u>17,685,126</u>	<u>266,208</u>	<u>1,513,366</u>	<u>16,437,968</u>
Total capital assets, being depreciated	<u>1,573,930,903</u>	<u>83,687,439</u>	<u>5,135,004</u>	<u>1,652,483,338</u>
<b>Less accumulated depreciation</b>				
Buildings and improvements	2,486,173	5,815	-	2,491,988
Electric plant	530,143,090	18,034,670	1,622,565	546,555,195
Water plant	91,213,285	4,456,617	152,959	95,516,943
Sewer plant	111,781,047	6,385,796	535,963	117,630,880
Fiber optics	108,365,350	6,666,442	427,756	114,604,036
Equipment	<u>7,301,469</u>	<u>522,858</u>	<u>613,046</u>	<u>7,211,281</u>
Total accumulated depreciation	<u>851,290,414</u>	<u>36,072,198</u>	<u>3,352,289</u>	<u>884,010,323</u>
Total capital assets, being depreciated, net	<u>722,640,489</u>	<u>47,615,241</u>	<u>1,782,715</u>	<u>768,473,015</u>
<b>Leased assets*</b>				
Buildings	2,923,098	720,097	-	3,643,195
<b>Less accumulated amortization*</b>				
Buildings	<u>1,064,608</u>	<u>428,195</u>	-	<u>1,492,803</u>
Leased assets being amortized, net	<u>1,858,490</u>	<u>291,902</u>	-	<u>2,150,392</u>
<b>Subscription-Based Information</b>				
<b>Technology Arrangement Assets*</b>				
Subscription-Based Information				
Technology Arrangements	2,022,548	365,756	-	2,388,304
<b>Less accumulated amortization*</b>				
Subscription-Based Information				
Technology Arrangements	<u>808,946</u>	<u>343,982</u>	-	<u>1,152,928</u>
Total subscription-based information technology arrangement assets being amortized, net	<u>1,213,602</u>	<u>21,774</u>	-	<u>1,235,376</u>
Business-type activities, capital assets, net	<u>\$ 810,422,031</u>	<u>\$ 118,065,226</u>	<u>\$ 84,137,321</u>	<u>\$ 844,349,936</u>

\*Restated

LAFAYETTE CITY-PARISH CONSOLIDATED GOVERNMENT  
Lafayette, Louisiana

Notes to the Basic Financial Statements (Continued)

Depreciation and amortization expense was charged to governmental activities as follows:

General government	\$ 2,865,424
Public safety	4,205,382
Public works	3,024,922
Urban redevelopment and housing	21,402
Culture and recreation	3,203,442
Health and welfare	7,784
Economic opportunity	4,031
Economic development and assistance	618
Internal service funds	108,014
Infrastructure depreciation is unallocated	<u>19,814,914</u>
Total	<u>\$ 33,255,933</u>

Depreciation and amortization expense was charged to business-type activities as follows:

Electric	\$ 18,329,784
Water	4,476,670
Wastewater	6,412,927
Fiber optics	7,229,652
Coal-fired electric plant	243,669
Solid waste collection services	<u>151,673</u>
Total	<u>\$ 36,844,375</u>

Construction in progress for the governmental activities is comprised of the following:

Fund type/Funding source/ Project type:	Project Authorization	Capitalized to Date	Construction in Progress	Remaining Authorized
<b>Capital Projects Funds:</b>				
Bond proceeds-				
Streets and drainage projects	\$ 47,781,720	\$ 20,268,102	\$ 10,342,510	\$ 17,171,108
Parks and recreation	<u>32,565,947</u>	<u>322,705</u>	<u>4,671,580</u>	<u>27,571,662</u>
Building improvements	<u>14,664,566</u>	<u>2,844,281</u>	<u>187,272</u>	<u>11,633,013</u>
	<u>95,012,233</u>	<u>23,435,088</u>	<u>15,201,362</u>	<u>56,375,783</u>
Other sources-				
Building improvements	138,480	-	20,844	117,636
Streets and drainage projects	<u>60,600,595</u>	<u>18,299,578</u>	<u>14,517,627</u>	<u>27,783,390</u>
	<u>60,739,075</u>	<u>18,299,578</u>	<u>14,538,471</u>	<u>27,901,026</u>
<b>Other Governmental Funds:</b>				
Other sources-				
Building improvements	26,167,179	6,775,481	2,317,823	17,073,875
Streets and drainage projects	<u>147,766,773</u>	<u>26,654,947</u>	<u>93,190,126</u>	<u>27,921,700</u>
	<u>173,933,952</u>	<u>33,430,428</u>	<u>95,507,949</u>	<u>44,995,575</u>
Total	<u>\$ 329,685,260</u>	<u>\$ 75,165,094</u>	<u>\$ 125,247,782</u>	<u>\$ 129,272,384</u>

LAFAYETTE CITY-PARISH CONSOLIDATED GOVERNMENT  
Lafayette, Louisiana

Notes to the Basic Financial Statements (Continued)

Construction in progress for the business-type activities is comprised of the following:

Funding source/ Project type:	Project Authorization	Capitalized to Date	Construction in Progress	Remaining Authorized
Equity-				
Electric plant	\$ 82,137,450	\$ 45,234,911	\$ 13,280,549	\$ 23,621,990
Water plant	18,186,326	7,817,912	2,007,442	8,360,972
Sewer plant	40,779,831	20,380,881	3,922,200	16,476,750
Fiber optics	74,123,110	23,310,453	12,365,704	38,446,953
	<u>215,226,717</u>	<u>96,744,157</u>	<u>31,575,895</u>	<u>86,906,665</u>
Bond proceeds-				
Electric plant	35,623,710	13,356,074	9,437,465	12,830,171
Water	7,114,175	1,082,779	4,394,162	1,637,234
Sewer	16,990,287	2,529,867	1,086,634	13,373,786
	<u>59,728,172</u>	<u>16,968,720</u>	<u>14,918,261</u>	<u>27,841,191</u>
Total	<u>\$ 274,954,889</u>	<u>\$ 113,712,877</u>	<u>\$ 46,494,156</u>	<u>\$ 114,747,856</u>

(9) Leases

Lessor – The Government has entered into lease agreements involving utility poles, buildings, and parking lots. The terms and conditions of the leases do not contain variable payments, residual value guarantees, or any other special provisions. The total amount of principal and interest received from these agreements amounted to \$380,466 and \$69,741, respectively.

Lessee – The Government has entered into lease agreements involving various buildings for operations with lease terms from November 2020 through September 2043 and an incremental borrowing rate of 3%. The terms and conditions of the leases do not contain variable payments, residual value guarantees, or any other special provisions. The total of the Government’s leased assets are recorded at a cost of 4,002,093, less accumulated amortization of \$1,641,886. The future lease payments under these agreements are as follows:

Year	Governmental Activities			Business-type Activities		
	Principal	Interest	Total	Principal	Interest	Total
2024	\$ 43,453	\$ 6,330	\$ 49,783	\$ 478,344	\$ 125,090	\$ 603,434
2025	44,781	4,986	49,767	507,508	90,432	597,940
2026	46,150	3,619	49,769	454,665	65,296	519,961
2027	32,331	2,286	34,617	279,506	66,688	346,194
2028	2,407	1,917	4,324	127,225	105,158	232,383
2029 - 2033	15,508	8,175	23,683	346,962	26,242	373,204
2034 - 2038	20,589	5,362	25,951	-	-	-
2039 - 2043	26,740	1,679	28,419	-	-	-
	<u>\$ 231,959</u>	<u>\$ 34,354</u>	<u>\$ 266,313</u>	<u>\$ 2,194,210</u>	<u>\$ 478,906</u>	<u>\$ 2,673,116</u>

LAFAYETTE CITY-PARISH CONSOLIDATED GOVERNMENT  
Lafayette, Louisiana

Notes to the Basic Financial Statements (Continued)

(10) Subscription-Based Information Technology Arrangements

The Government has entered into subscription-based information technology arrangements (SBITAs) involving GIS mapping software, identity-based network access and control system, call management software, and streaming services software with lease terms from February 2022 through April 2026 and an incremental borrowing rate of 6%. The terms and conditions of the leases do not contain variable payments, residual value guarantees, or any other special provisions. The total of the Government's SBITA assets are recorded at a cost of 3,669,484, less accumulated amortization of \$1,714,731. The future lease payments under these agreements are as follows:

Year	Governmental Activities			Business-type Activities		
	Principal	Interest	Total	Principal	Interest	Total
2024	\$ 415,566	\$ 17,920	\$ 433,486	\$ 626,458	\$ 63,715	\$ 690,173
2025	188,380	5,148	193,528	461,602	34,408	496,010
2026	-	-	-	287,304	12,479	299,783
2027	-	-	-	74,547	386	74,933
	<u>\$ 603,946</u>	<u>\$ 23,068</u>	<u>\$ 627,014</u>	<u>\$ 1,449,911</u>	<u>\$ 110,988</u>	<u>\$ 1,560,899</u>

(11) Accounts and Other Payables

Accounts and other payables consist of the following at October 31, 2023:

	Governmental Activities	Business-type Activities	Total Primary Government	Component Units
Accounts	\$ 13,987,703	\$ 10,139,745	\$ 24,127,448	\$ 9,324,951
Accrued liabilities	3,815,699	3,473,755	7,289,454	2,983,133
Contracts	5,699,204	4,176,066	9,875,270	-
Retainage	2,885,693	2,037,688	4,923,381	-
Accrued interest	828,129	23,448	851,577	70,764
Other	4,420,139	-	4,420,139	-
	<u>\$ 31,636,567</u>	<u>\$ 19,850,702</u>	<u>\$ 51,487,269</u>	<u>\$ 12,378,848</u>

(12) Receivables and Payables Between Primary Government and Component Units

Balances at October 31, 2023 consist of the following:

	Receivable	Payable
Primary Government:		
General Fund	\$ 104,271	\$ -
Component Units:		
Lafayette Parish Communication District	-	104,271
	<u>\$ 104,271</u>	<u>\$ 104,271</u>



LAFAYETTE CITY-PARISH CONSOLIDATED GOVERNMENT  
Lafayette, Louisiana

Notes to the Basic Financial Statements (Continued)

(13) Interfund Receivables and Payables

Interfund receivables and payables at October 31, 2023 consist of the following:

	<u>Due from</u>	<u>Due to</u>
Major funds:		
General Fund	\$ 5,334,899	\$ 2,042,335
Sales Tax Capital Improvements	9,057,553	281,514
American Rescue Plan- City	4,005	30,483
American Rescue Plan- Parish	-	4,108,438
Nonmajor governmental funds:		
Special revenue funds	8,004,238	17,541,800
Debt service funds	2,334,854	4,739,858
Capital projects funds	5,034,011	-
Enterprise funds:		
Utilities System	6,516,277	3,508,876
Communications System	32	1,354,679
Lafayette Public Power Authority	-	6,265,271
Nonmajor enterprise funds	2,003,048	-
Internal service funds	1,593,128	8,791
	<u>\$ 39,882,045</u>	<u>\$ 39,882,045</u>

These balances resulted from the time lag between the dates that interfund goods and services are provided or reimbursable expenditures occur, payments between funds are made, interfund transactions for cash loans among funds, and to cover negative cash balances.

(14) Interfund Transfers

Interfund transfers for the year ended October 31, 2023 consist of the following:

	<u>Transfers In</u>	<u>Transfers Out</u>
Major funds:		
General Fund	\$ 948,441	\$ 17,316,736
Sales Tax Capital Improvements	11,230,281	816,523
American Rescue Plan- Parish	1,760	-
Nonmajor governmental funds:		
Special revenue funds	20,032,684	20,400,011
Debt service funds	3,939,498	2,555,296
Capital projects funds	4,999,999	113,909
Enterprise funds:		
Utilities System	53,852	-
Nonmajor enterprise funds	-	4,040
	<u>\$ 41,206,515</u>	<u>\$ 41,206,515</u>

Transfers are used to (1) move revenues from the fund that statute or budget requires to collect them to the fund that statute or budget requires to expend them, (2) move receipts restricted to debt service from the funds collecting the receipts to the debt service fund required, and (3) use unrestricted revenues collected in one fund to finance various programs accounted for in other funds in accordance with budgetary authorizations.

LAFAYETTE CITY-PARISH CONSOLIDATED GOVERNMENT  
Lafayette, Louisiana

Notes to the Basic Financial Statements (Continued)

(15) Transactions Between Primary Government and Discretely Presented Component Units

The following transactions between the primary government and its discretely presented component units for the year ended October 31, 2023 are reported as external transactions in the government-wide statement of activities:

Governmental activities:

Transfer to Cajundome Commission to subsidize operations	\$ (500,000)
Transfer to Lafayette Parish Communications District for tower rental	45
Transfer to Lafayette Parish Communications District to fund operations of the Office of Emergency Preparedness	<u>(86,774)</u>
Total	<u><u>\$ (586,729)</u></u>

(16) Interfund Loans – Notes Receivable/Notes Payable

In addition to the sale of Bonds to finance the Communication’s fiber optics infrastructure, the Communications System entered into various notes payable to the Utilities System for costs associated with the start-up of the new Communications System which were advanced by the Utilities System. In accordance with La. R.S. 45:844.52(C) (2), funds advanced by the Utilities System Fund for start-up costs of the Communications System must be repaid at interest rates and on terms and conditions available to private enterprises in the open market. The total of the notes is reported as interfund loans – notes receivable in the Utilities System Fund and as interfund loans – notes payable in the Communications System Enterprise Fund.

Note Payable - Fiber Assets - This note covers the reimbursement to the Utilities System for the transfer of its fiber optic network, including various related vehicles and equipment, and its fiber inventory to the Communications System Enterprise Fund. The note payable in the amount of \$12,472,187 is payable in 20 years with annual payments ranging from \$50,000 through \$1,226,599 including interest at 3.25%. As of October 31, 2023, the outstanding principal balance was \$9,484,973.

Note Payable - Start-up Costs – This note covers funds advanced by the Utilities System for Start-up costs. Start-up costs include legal, engineering, and other professional services, cost of a feasibility study, bond ratings, and other costs associated with obtaining financing occurred during the period of July 7, 2004 through June 28, 2007. The note payable in the amount of \$3,500,891 is payable in 20 years with annual payments ranging from \$50,000 through \$308,220 including interest at 3.25%. As of October 31, 2023, the outstanding principal balance was \$2,383,390.

Notes Payable - Imputed Taxes - These notes cover the amount for imputed taxes which are obligated to be included in its rates an amount equal to all taxes, fees, and other assessments that would be applicable to a similarly situated private provider of the same services in accordance with the Louisiana Public Service Commission (LPSC) Cost Allocation and Affiliate Transaction Rules as adopted by the LPSC on September 14, 2005. The imputed taxes include: property, franchise, and sales taxes. The note payable for 2009 and 2010 imputed taxes is \$3,139,464, payable in 20 years with annual payments ranging from \$50,000 through \$273,418, including interest at 3.25%. The note payable for 2011 imputed taxes is \$1,571,967, payable in 20 years with annual payments ranging from \$25,000 through \$136,924, including interest at 3.25%. The note payable for 2012 imputed taxes is \$1,202,261, payable in 20 years with annual payments ranging from \$25,000 through \$97,488, including interest at 3.25%. As of October 31, 2023, the outstanding principal balances were \$2,114,270, \$1,058,800 and \$822,340 for 2010, 2011 and 2012 imputed taxes, respectively.

LAFAYETTE CITY-PARISH CONSOLIDATED GOVERNMENT  
Lafayette, Louisiana

Notes to the Basic Financial Statements (Continued)

Note Payable - 2011 Operating Loan – This note payable provides additional funds for operations. The note payable in the amount of \$5,836,390 is payable in 20 years with annual payments ranging from \$50,000 through \$453,387, including interest at 3.25%. As of October 31, 2023, the outstanding principal balance was \$3,824,472.

The annual debt service requirements to maturity of these loans at October 31, 2023 follows:

Year	Principal	Interest	Total
2024	\$ -	\$ -	\$ -
2025	1,808,348	639,868	2,448,216
2026	1,880,681	581,097	2,461,778
2027	1,955,909	519,975	2,475,884
2028	2,034,145	456,407	2,490,552
2029 - 2033	11,458,288	1,235,890	12,694,178
2034	550,874	17,903	568,777
	<u>\$ 19,688,245</u>	<u>\$ 3,451,140</u>	<u>\$ 23,139,385</u>

(17) Long-Term Liabilities

Primary Government

City of Lafayette:

Revenue Bonds - The City issued bonds/certificates which are repaid from specific revenue sources, either sales taxes or income derived from proprietary funds. Proceeds are used for the acquisition and construction of major capital facilities of both governmental and business-type activities. The bonds expected to be paid from business-type revenues are reported in the proprietary funds. Revenue bonds have also been issued to refund other revenue bonds.

Direct Placement Sales Tax Refunding Bonds/Certificates of Indebtedness - The City issued bonds/certificates which are repaid from specific revenue sources, either sales taxes or excess revenues. These refunding bonds/certificates are secured by an irrevocable pledge and dedication of the proceeds of the special one percent sales and use tax/excess revenues. There are no significant events of default or termination with finance-related consequences associated with these refunding bonds/certificates.

Taxable Refunding Bonds - The City issued taxable refunding bonds to refund the outstanding notes with the Firefighters and Municipal Police Employees Retirement Systems. The Bonds are secured by and payable solely from a pledge and dedication of the excess of annual revenue above statutory, necessary and usual charges in each of the fiscal years during which the Bonds are outstanding.

Lafayette Parish Government:

General Obligation Bonds/Certificates of Indebtedness - The Parish issues general obligation bonds/certificates to provide funds for the acquisition and construction of major capital facilities. These bonds are direct obligations and pledge the full faith and credit of the Parish.

LAFAYETTE CITY-PARISH CONSOLIDATED GOVERNMENT  
Lafayette, Louisiana

Notes to the Basic Financial Statements (Continued)

Long-term liabilities outstanding at October 31, 2023 is as follows:

	<u>Issued Amount</u>	<u>Issue Date</u>	<u>Maturity Date</u>	<u>Interest Rates</u>	<u>Balance Outstanding</u>
Governmental activities:					
City of Lafayette -					
Sales tax revenue bonds:					
1961 Sales Tax	7,960,000	12/08/11	03/01/27	2.00 - 5.00	\$ 2,575,000
	11,445,000	06/01/12	03/01/28	2.00 - 4.00	2,200,000
	15,690,000	06/21/13	03/01/38	2.00 - 5.00	11,115,000
	17,060,000	10/17/14	03/01/30	3.00 - 5.00	9,560,000
	23,930,000	12/05/14	03/01/24	5.00	2,470,000
	12,915,000	02/26/16	03/01/32	2.00 - 4.00	8,575,000
	11,460,000	07/27/17	03/01/32	3.00 - 5.00	7,645,000
	20,175,000	12/06/18	10/31/33	3.00 - 5.00	15,375,000
	2,940,000	09/18/20	03/01/34	4.00	2,940,000
	7,800,000	09/18/20	03/01/45	.562 - 1.744	7,740,000
	25,000,000	09/18/20	03/01/45	1.25 - 5.00	<u>24,945,000</u>
					95,140,000
	Direct placement-				
	3,550,000	12/18/15	03/01/25	2.43	<u>1,225,000</u>
Total 1961 Sales Tax					<u>96,365,000</u>
1985 Sales Tax	11,390,000	12/08/11	05/01/27	2.00 - 5.00	3,550,000
	13,710,000	06/01/12	03/01/28	2.00 - 5.00	5,680,000
	1,825,000	10/17/14	05/01/30	2.00 - 3.375	970,000
	11,825,000	02/06/15	05/01/24	5.00	830,000
	21,745,000	02/26/16	05/01/25	3.00 - 5.00	835,000
	18,580,000	12/06/18	03/01/33	3.00 - 5.00	14,585,000
	26,070,000	04/11/19	05/01/44	2.00 - 5.00	25,705,000
	5,500,000	09/18/20	05/01/45	.562 - 1.744	5,485,000
	25,000,000	09/18/20	05/01/45	4.00	<u>24,990,000</u>
					82,630,000
	Direct placement-				
	1,740,000	02/26/16	05/01/32	2.63	<u>1,130,000</u>
Total 1985 Sales Tax					<u>83,760,000</u>
Total sales tax revenue bonds					180,125,000
Taxable refunding bonds:					
Series 2020	25,835,000	09/18/20	05/01/32	.0482 - 1.824	23,360,000
Direct Placement:					
Certificates of Indebtedness-					
Series 2011	6,000,000	05/11/11	05/01/26	3.65	<u>1,525,000</u>
Total City of Lafayette					<u>205,010,000</u>

(continued)

LAFAYETTE CITY-PARISH CONSOLIDATED GOVERNMENT  
Lafayette, Louisiana

Notes to the Basic Financial Statements (Continued)

	<u>Issued Amount</u>	<u>Issue Date</u>	<u>Maturity Date</u>	<u>Interest Rates</u>	<u>Balance Outstanding</u>
(Continued)					
Lafayette Parish Government -					
General obligation bonds:					
Series 2012	16,315,000	05/03/12	03/01/28	2.00 - 4.00	6,910,000
Series 2014	11,045,000	06/24/14	03/01/30	2.00 - 3.50	5,990,000
Series 2020	20,185,000	12/29/20	03/01/35	4.07	<u>16,610,000</u>
Total Lafayette Parish Government					29,510,000
Unamortized bond premiums, net of discounts					<u>23,061,281</u>
Total bond indebtedness					<u>257,581,281</u>
Other liabilities:					
Leases					231,959
Subscriptions					603,946
Compensated absences					17,042,391
Claims payable					23,054,522
Other postemployment benefits					32,727,435
Net pension liability					<u>143,873,826</u>
Total other liabilities					<u>217,534,079</u>
Total governmental activities liabilities					<u>\$ 475,115,360</u>
Business-type activities:					
City of Lafayette -					
Utilities revenue bonds:					
Series 2017	59,465,000	10/13/17	11/01/35	4.00 - 5.00	\$ 50,705,000
Series 2019	58,065,000	05/01/19	11/01/44	3.00 - 5.00	52,895,000
Series 2021	78,415,000	11/18/21	11/01/28	2.00	<u>64,885,000</u>
Total					168,485,000
Unamortized bond premiums, net of discounts					<u>13,399,686</u>
Total Utilities revenue bonds					<u>181,884,686</u>
Communications system revenue bonds:					
Series 2015	91,600,000	07/22/15	11/01/31	2.00 - 5.00	56,515,000
Series 2021A	7,000,000	11/18/21	11/01/31	2.75 - 4.00	6,375,000
Series 2021B	7,140,000	11/18/21	11/01/31	2.00 - 2.30	<u>6,440,000</u>
Total					69,330,000
Unamortized bond premiums, net of discounts					<u>4,059,217</u>
Total Communications system revenue bonds					<u>73,389,217</u>
LPPA revenue bonds:					
Series 2015	29,035,000	11/13/15	11/01/32	2.00 - 5.00	23,695,000
Series 2021	38,755,000	11/18/21	11/01/32	2.00 - 2.45	<u>34,840,000</u>
Total					58,535,000
Unamortized bond premiums, net of discounts					<u>1,565,131</u>
Total LPPA revenue bonds					<u>60,100,131</u>
Total bond indebtedness					315,374,034
Leases					2,194,210
Subscriptions					1,449,911
Compensated absences					7,342,944
Other postemployment benefits					8,503,497
Net pension liability					<u>33,750,199</u>
Total business-type activities liabilities					<u>\$ 368,614,795</u>

LAFAYETTE CITY-PARISH CONSOLIDATED GOVERNMENT  
Lafayette, Louisiana

Notes to the Basic Financial Statements (Continued)

Changes in Long-Term Liabilities

The following is a summary of changes for the year ended October 31, 2023:

	Balance 11/1/2022	Additions	Reductions	Balance 10/31/2023	Due Within One Year
Governmental activities:					
City of Lafayette -					
Sales tax revenue bonds	\$ 193,395,000	\$ -	\$ 15,625,000	\$ 177,770,000	\$ 14,455,000
Taxable refunding bonds	25,835,000	-	2,475,000	23,360,000	2,485,000
Direct placement:					
Sales tax refunding bonds	3,070,000	-	715,000	2,355,000	745,000
Certificates of Indebtedness	1,990,000	-	465,000	1,525,000	485,000
Lafayette Parish -					
General obligation bonds	33,250,000	-	3,740,000	29,510,000	3,910,000
Other liabilities:					
Leases	279,106	-	47,147	231,959	43,453
Subscriptions	472,541	565,756	434,351	603,946	415,566
Compensated absences	17,830,083	5,991,147	6,778,839	17,042,391	7,157,365
Claims liabilities	16,695,028	22,980,010	16,620,516	23,054,522	14,693,640
Other postemployment benefits	31,583,749	3,097,145	1,953,459	32,727,435	-
Net pension liability	139,985,912	22,696,212	18,808,298	143,873,826	1,348,291
	464,386,419	55,330,270	67,662,610	452,054,079	\$45,738,315
Unamortized bond premiums	25,635,816	-	2,574,535	23,061,281	
	<u>\$ 490,022,235</u>	<u>\$ 55,330,270</u>	<u>\$ 70,237,145</u>	<u>\$ 475,115,360</u>	
Business-type activities:					
Utilities revenues bonds:					
Series 2017	\$ 53,770,000	\$ -	\$ 3,065,000	\$ 50,705,000	\$ -
Series 2019	54,285,000	-	1,390,000	52,895,000	-
Series 2021	77,375,000	-	12,490,000	64,885,000	-
	185,430,000	-	16,945,000	168,485,000	-
Unamortized bond premiums	15,124,681	-	1,724,995	13,399,686	
Total	<u>200,554,681</u>	<u>-</u>	<u>18,669,995</u>	<u>181,884,686</u>	
Communications revenue bonds:					
Series 2015	62,165,000	-	5,650,000	56,515,000	-
Series 2021A	6,765,000	-	390,000	6,375,000	-
Series 2021B	6,870,000	-	430,000	6,440,000	-
	75,800,000	-	6,470,000	69,330,000	-
Unamortized bond premiums	5,005,896	-	946,679	4,059,217	
Total	<u>80,805,896</u>	<u>-</u>	<u>7,416,679</u>	<u>73,389,217</u>	
LPPA revenue bonds:					
Unamortized bond premium	62,985,000	-	4,450,000	58,535,000	
Total	<u>1,689,012</u>	<u>-</u>	<u>123,881</u>	<u>1,565,131</u>	
	<u>64,674,012</u>	<u>-</u>	<u>4,573,881</u>	<u>60,100,131</u>	
Leases	2,001,139	533,175	340,104	2,194,210	478,344
Subscriptions	1,474,246	365,756	390,091	1,449,911	626,458
Compensated absences	7,278,832	2,329,064	2,264,952	7,342,944	2,128,939
Other postemployment benefits	8,360,462	735,772	592,737	8,503,497	-
Net pension liability	31,843,711	7,627,882	5,721,394	33,750,199	-
	<u>\$ 396,992,979</u>	<u>\$ 11,591,649</u>	<u>\$ 39,969,833</u>	<u>\$ 368,614,795</u>	<u>\$ 3,233,741</u>

LAFAYETTE CITY-PARISH CONSOLIDATED GOVERNMENT  
Lafayette, Louisiana

Notes to the Basic Financial Statements (Continued)

The annual debt service requirements to maturity of all bonds outstanding follows:

City of Lafayette –

<u>Year Ended October 31</u>	<u>Sales Tax Revenue Bonds</u>		
	<u>Principal</u>	<u>Interest</u>	<u>Total</u>
2024	\$ 14,455,000	\$ 6,975,677	\$ 21,430,677
2025	13,745,000	6,430,452	20,175,452
2026	12,970,000	5,929,626	18,899,626
2027	13,420,000	5,465,008	18,885,008
2028	12,960,000	4,930,113	17,890,113
2029 - 2033	47,100,000	18,392,051	65,492,051
2034 - 2038	27,960,000	11,098,450	39,058,450
2039 - 2043	25,900,000	5,390,600	31,290,600
2044 - 2048	9,260,000	464,700	9,724,700
	<u>\$ 177,770,000</u>	<u>\$ 65,076,677</u>	<u>\$ 242,846,677</u>

<u>Year Ended October 31</u>	<u>Direct Placement Sales Tax Refunding Bonds</u>		
	<u>Principal</u>	<u>Interest</u>	<u>Total</u>
2024	\$ 745,000	\$ 51,771	\$ 796,771
2025	705,000	33,995	738,995
2026	115,000	23,802	138,802
2027	120,000	20,777	140,777
2028	125,000	17,621	142,621
2029 - 2033	545,000	36,295	581,295
	<u>\$ 2,355,000</u>	<u>\$ 184,261</u>	<u>\$ 2,539,261</u>

<u>Year Ended October 31</u>	<u>Taxable Refunding Bonds</u>		
	<u>Principal</u>	<u>Interest</u>	<u>Total</u>
2024	\$ 2,485,000	\$ 310,687	\$ 2,795,687
2025	2,505,000	293,590	2,798,590
2026	2,525,000	273,851	2,798,851
2027	2,550,000	247,767	2,797,767
2028	2,580,000	216,326	2,796,326
2029 - 2033	10,715,000	466,006	11,181,006
	<u>\$ 23,360,000</u>	<u>\$ 1,808,227</u>	<u>\$ 25,168,227</u>

LAFAYETTE CITY-PARISH CONSOLIDATED GOVERNMENT  
Lafayette, Louisiana

Notes to the Basic Financial Statements (Continued)

Year Ended October 31	Direct Placement - Certificates of Indebtedness		
	Principal	Interest	Total
2024	\$ 485,000	\$ 55,663	\$ 540,663
2025	510,000	37,960	547,960
2026	530,000	19,345	549,345
	<u>\$ 1,525,000</u>	<u>\$ 112,968</u>	<u>\$ 1,637,968</u>

Lafayette Parish Government –

Year Ended October 31	General Obligation Bonds		
	Principal	Interest	Total
2024	\$ 3,910,000	\$ 1,059,950	\$ 4,969,950
2025	4,100,000	897,475	4,997,475
2026	4,290,000	730,063	5,020,063
2027	3,275,000	582,647	3,857,647
2028	3,400,000	457,081	3,857,081
2029 - 2033	7,845,000	1,036,859	8,881,859
2034 - 2038	2,690,000	81,300	2,771,300
	<u>\$ 29,510,000</u>	<u>\$ 4,845,375</u>	<u>\$ 34,355,375</u>

Proprietary Funds –

Year Ended October 31	Utilities Revenue Bonds		
	Principal	Interest	Total
2024	\$ -	\$ 3,116,275	\$ 3,116,275
2025	17,400,000	5,988,425	23,388,425
2026	17,880,000	5,491,775	23,371,775
2027	18,375,000	4,978,100	23,353,100
2028	18,875,000	4,446,900	23,321,900
2029 - 2033	43,960,000	16,068,975	60,028,975
2034 - 2038	27,965,000	8,588,850	36,553,850
2039 - 2043	16,285,000	4,053,125	20,338,125
2044 - 2048	7,745,000	392,125	8,137,125
	<u>\$ 168,485,000</u>	<u>\$ 53,124,550</u>	<u>\$ 221,609,550</u>



LAFAYETTE CITY-PARISH CONSOLIDATED GOVERNMENT  
Lafayette, Louisiana

Notes to the Basic Financial Statements (Continued)

Year Ended October 31	Communications System Revenue Bonds		
	Principal	Interest	Total
2024	\$ -	\$ 1,546,983	\$ 1,546,983
2025	7,105,000	2,928,266	10,033,266
2026	7,715,000	2,584,716	10,299,716
2027	8,120,000	2,224,715	10,344,715
2028	8,485,000	1,851,796	10,336,796
2029 - 2033	37,905,000	3,399,772	41,304,772
	<u>\$ 69,330,000</u>	<u>\$ 14,536,248</u>	<u>\$ 83,866,248</u>

Year Ended October 31	LPPA Revenue Bonds		
	Principal	Interest	Total
2024	\$ -	\$ 859,713	\$ 859,713
2025	4,545,000	1,664,276	6,209,276
2026	4,650,000	1,547,476	6,197,476
2027	4,775,000	1,422,101	6,197,101
2028	4,885,000	1,304,001	6,189,001
2029 - 2033	39,680,000	3,464,241	43,144,241
	<u>\$ 58,535,000</u>	<u>\$ 10,261,808</u>	<u>\$ 68,796,808</u>

Debt Defeasance

The Government has defeased certain bonds by placing the proceeds of new bonds in irrevocable trusts to provide for all future debt service payments on old bonds. Accordingly, the trust accounts' assets and the liabilities for the defeased bonds are not included in the Government's financial statements. At October 31, 2023, the primary government had no outstanding defeased bonds.

(18) Risk Management

The Government is exposed to various risks of loss, which are handled through internal service funds as described below:

Self-Insurance Fund

On November 1, 1979, the Government became self-insured with regard to workers' compensation, general liability, law enforcement, errors and omissions, automobile liability, automobile physical damage and property. The Self-Insurance Fund was established to account for claims, expenses, and administrative costs related to these self-insured and retained risks. The fund uses a third party administrator to service and estimate claim losses and uses both in-house legal staff and outside counsel for defense of self-insured claims. Excess risk or stop-loss coverage is used to limit retained risk where feasible and the cost of such coverage is also paid through the Risk Management Fund.

LAFAYETTE CITY-PARISH CONSOLIDATED GOVERNMENT  
Lafayette, Louisiana

Notes to the Basic Financial Statements (Continued)

The following is a summary of the Government's self-insured retentions.

Workers' compensation	\$ 2,000,000
General liability	Unlimited
Errors and omissions	Unlimited
Automobile liability	Unlimited
Fleet collision	Unlimited
Property:	
Power plant	\$ 500,000
Other	\$ 100,000

As an internal service activity, the Self Insurance Fund is a proprietary fund in which both current and long-term liabilities for claims and losses are recognized and reported when it is probable that a loss has occurred and the amount of the loss can be reasonably estimated. Claim liabilities are based upon the estimated ultimate cost of settling the claims including specific, incremental claim adjustment expenses, salvage, and subrogation and considering the effects of inflation and recent claim settlement trends including frequency and amount of payouts and other economic and social factors. Liabilities include an amount for claims that have been incurred but not reported (IBNRs). The Government currently does not discount its claims liabilities.

The following is a summary of changes in claims liability for the years ended October 31, 2023 and 2022:

	2023	2022
Unpaid claims liability, beginning	\$ 14,625,218	\$ 13,172,637
Current year claims and changes in estimates	9,260,191	5,565,051
Claims paid	(2,778,888)	(4,112,470)
Unpaid claims liability, ending	\$ 21,106,521	\$ 14,625,218
Claims due within one year	\$ 12,745,639	\$ 6,525,322
Claims payable after one year	8,360,882	8,099,896
	\$ 21,106,521	\$ 14,625,218

Although the Government's Self-Insurance Fund is operated on a unitary basis, contributions for premiums, reserves and losses for coverage is divided between those applicable to the Government's Utilities and Communications Systems and those applicable to non-utility funds (funded primarily from General Fund revenues). These contributions are also reported as external transactions. The net position at October 31, 2023 is applicable to utility and non-utility activity as follows:

Net position:	
Utilities	\$ 713,654
Communications	(125,826)
Other	(17,820,540)
Total	\$ (17,232,712)

Each year, the Utilities and Communications Systems and those non-utility funds reimburse the Self-Insurance Fund based on the prior year actual losses.

LAFAYETTE CITY-PARISH CONSOLIDATED GOVERNMENT  
Lafayette, Louisiana

Notes to the Basic Financial Statements (Continued)

Group Hospitalization Fund

During the fiscal year ending October 31, 1988, the City became self-insured for group hospitalization, at which time a Group Hospitalization Fund was established to account for claims, expenses, and administrative costs related to these self-insured and retained risks. Upon consolidation in September of 1996, the Parish employees were included in the program. The employer's and employees' portions of premiums are paid into the Group Hospitalization Fund and are available to pay claims and administrative costs. Excess risk or stop-loss coverage is used to limit retained risk where feasible and the cost of such coverage is also paid through the Group Hospitalization Fund. The stop-loss retention is limited to \$150,000 per person. The insurance policy provides an unlimited maximum benefit per person in excess of specific deductible per year.

As an internal service activity, the Group Hospitalization Fund is a proprietary fund that reports liabilities when it is probable that a loss has occurred and the amount of the loss can be reasonably estimated. Claim liabilities are based upon the estimated ultimate cost of settling the claims including specific, incremental claim adjustment expenses, salvage, and subrogation and considering the effects of inflation and recent claim settlement trends including frequency and amount of payouts and other economic and social factors. Liabilities include an amount for claims that have been incurred but not reported (IBNRs). The Government currently does not discount its claims liabilities.

Changes in the balances of claims liabilities during the fiscal years ended October 31, 2023 and 2022 are as follows:

	2023	2022
Claims liability, beginning	\$ 2,069,810	\$ 1,568,413
Current year claims and changes in estimates	13,719,819	12,214,544
Claims paid	<u>(13,841,628)</u>	<u>(11,713,147)</u>
Claims liability, ending	<u>\$ 1,948,001</u>	<u>\$ 2,069,810</u>

Claims payable for group hospitalization at October 31, 2023 was determined as follows:

1. Claims incurred prior to October 31, 2023 and paid subsequently:

Paid as of	Amount	
November 2023	\$ 1,086,459	
December 2023	<u>226,609</u>	\$ 1,313,068
2. Provision for claims incurred but not reported		<u>634,933</u>
Total claims payable		<u>\$ 1,948,001</u>

The provision for claims incurred but not reported of \$634,933 was calculated utilizing historical information adjusted for current trends.

LAFAYETTE CITY-PARISH CONSOLIDATED GOVERNMENT  
Lafayette, Louisiana

Notes to the Basic Financial Statements (Continued)

(19) Commitments and Contingencies

A. Coal Purchase Commitments

As of October 31, 2023, the Authority had two outstanding coal purchase contracts that expire on December 31, 2023 with a purchase commitment of 124,163 tons at \$16 per ton and 131,884 tons at \$15.70 per ton, which amounted to \$1,986,608 and \$2,070,579, respectively.

B. Construction Commitments

At October 31, 2023, the Government had several uncompleted construction contracts. The remaining commitment on these contracts was \$57,665,057, of which \$42,584,629 was attributable to governmental activities and \$15,080,428 was attributable to business-type activities.

C. Arbitrage Rebate

Section 148 of the Internal Revenue Code of 1986 requires that issuers of tax-exempt debt make arbitrage calculations annually on bonds issued after August 31, 1986 to determine whether a liability exists between the issuer and the U.S. Department of the Treasury. Arbitrage is the difference earned from borrowing funds at tax-exempt rates and investing the proceeds in higher yielding taxable securities. There was no arbitrage rebate liability required to be reported at October 31, 2023.

D. Grant Audits

The Government receives various grants that are subject to audit by the agencies providing the funding. Such audits could result in expenses being disallowed under the terms and conditions of the grants. In the opinion of management, such disallowances, if any, would be immaterial.

E. Contingent Liabilities

The Government is a defendant in various lawsuits. Although the outcome of these lawsuits is not presently determinable, in the opinion of the Consolidated Government's attorneys, any judgments rendered in favor of the plaintiff or payments resulting from compromise settlements, if any, will be within the limits of the various insurance coverages carried by the Government or funded through its self-insurance program.

F. Contract for Purchase of Power

On May 1, 1977, the City of Lafayette entered into a power sales contract with LPPA to purchase all of the electric power and energy that is capable of generation from LPPA's 50% ownership interest in a fossil fuel steam electric generating plant near Boyce, Louisiana. Under the terms of the power sales contract, which will terminate on August 31, 2047, the City makes monthly payments sufficient to cover: all debt service of LPPA (including debt service reserve requirements); the amount LPPA is required under its bond resolution(s) to pay or set aside during such month into any other fund or account established by the bond resolutions including working capital funds; any payments LPPA is required to make for the cost of renewals, replacements or preventive maintenance of the facility; and the costs of producing or delivering power during such month (including general and administrative expenses, but excluding depreciation). Such payments will continue through the term of the contract whether or not the unit is operable or whether power or energy is being delivered to the City under the terms of the contract.

LAFAYETTE CITY-PARISH CONSOLIDATED GOVERNMENT  
Lafayette, Louisiana

Notes to the Basic Financial Statements (Continued)

(20) Postemployment Health Care and Life Insurance Benefits

*Plan Description:* The Lafayette Consolidated Government (the Government) provides certain continuing health care and life insurance benefits for its retired employees. The Lafayette Consolidated Government’s OPEB Plan (the OPEB Plan) is a single-employer defined benefit OPEB plan administered by the Government. The authority to establish and/or amend the obligation of the employer, employees and retirees rests with the Government. No assets are accumulated in a trust that meets the criteria in Governmental Accounting Standards Board (GASB) Codification Section P52 *Postemployment Benefits Other Than Pensions—Reporting For Benefits Not Provided Through Trusts That Meet Specified Criteria—Defined Benefit*.

*Benefits Provided* – Medical benefits are provided through insured programs. Employees are covered by four different Retirement Systems: Municipal Employees Retirement System (MERS), whose retirement eligibility (D.R.O.P. entry) provisions are as follows: 25 years of service at any age; or, age 60 and 10 years of service; Parochial Employees Retirement System (PERS), whose retirement eligibility (D.R.O.P. entry) provisions are as follows: 30 years of service at any age; age 55 and 25 years of service; age 60 and 10 years of service; or, age 65 and 7 years of service; Firefighters' Retirement System (FRS), whose retirement eligibility (D.R.O.P. entry) provisions are as follows: 25 years of service at any age; or, age 50 and 20 years of service; and, the Municipal Police Employees' Retirement System (MPERS), whose retirement eligibility (D.R.O.P. entry) provisions are as follows: 25 years of service at any age; age 50 and 20 years of service; or, age 55 and 12 years of service.

*Employees covered by benefit terms* – At October 31, 2023, the following employees were covered by the benefit terms:

Inactive employees or beneficiaries currently receiving benefit payments	296
Inactive employees entitled to but not yet receiving benefit payments	-
Active employees	<u>1,903</u>
	<u>2,199</u>

**Total OPEB Liability**

The Government’s total OPEB liability was measured as of October 31, 2023 and was determined by an actuarial valuation as of that date.

*Actuarial Assumptions and other inputs* – The total OPEB liability in the October 31, 2023 actuarial valuation was determined using the following actuarial assumptions and other inputs, applied to all periods included in the measurement, unless otherwise specified:

Inflation	2.5%
Salary increases	4.0%, including inflation
Discount rate	4.27%, annually (beginning of year)
	4.16%, annually (end of year)
Healthcare cost trend rates	5.5% annually for ten years, 4.5% thereafter

The discount rate was based on the average of the Bond Buyers' 20 Year General Obligation municipal bond index as of October 31, 2023, the end of the applicable measurement period. Mortality rates were based on the RP-2000 Table without projection with 50%/50% unisex blend.

LAFAYETTE CITY-PARISH CONSOLIDATED GOVERNMENT  
Lafayette, Louisiana

Notes to the Basic Financial Statements (Continued)

The actuarial assumptions used in the October 31, 2023 valuation were based on the results of ongoing evaluations of the assumptions from November 1, 2009 to October 31, 2023.

Balance at October 31, 2022	<u>\$ 39,944,211</u>
Changes for the year:	
Service cost	743,475
Interest on Net OPEB Obligation	1,651,257
Difference between expected and actual experience	947,223
Changes in assumptions	490,962
Benefit payments and net transfers	<u>(2,546,196)</u>
Net change in OPEB liability	<u>1,286,721</u>
Balance at October 31, 2023	<u><u>\$ 41,230,932</u></u>

*Sensitivity of the total OPEB liability to changes in the discount rate* – The following presents the total OPEB liability of the Government, as well as what the Government’s total OPEB liability would be if it were calculated using a discount rate that is 1-percentage-point lower (3.27%) or 1-percentage-point higher (5.27%) than the current discount rate:

	1.0% Decrease	Current Discount	1.0% Increase
Total OPEB liability	\$ 50,018,755	\$ 41,230,932	\$ 34,433,209

*Sensitivity of the total OPEB liability to changes in the healthcare cost trend rates* – The following presents the total OPEB liability of the Government, as well as what the Government’s total OPEB liability would be if it were calculated using healthcare cost trend rates that are 1-percentage-point lower (4.5%) or 1-percentage-point higher (6.5%) than the current healthcare trend rates:

	1.0% Decrease	Current Trend	1.0% Increase
Total OPEB liability	\$ 35,206,416	\$ 41,230,932	\$ 49,074,946

**OPEB Expense and Deferred Outflows of Resources and Deferred Inflows of Resources Related to OPEB**

For the year ended October 31, 2023, the Government recognized an OPEB expense of \$1,101,897. At October 31, 2023, the Government reported deferred outflows of resources and deferred inflows of resources related to OPEB from the following sources:

	Deferred Outflows of Resources	Deferred Inflows of Resources
Differences between expected and actual experience	\$ 8,983,301	\$ 615,332
Changes in assumptions	<u>5,323,336</u>	<u>8,383,349</u>
Total	<u><u>\$ 14,306,637</u></u>	<u><u>\$ 8,998,681</u></u>

LAFAYETTE CITY-PARISH CONSOLIDATED GOVERNMENT  
Lafayette, Louisiana

Notes to the Basic Financial Statements (Continued)

Amounts reported as deferred outflows of resources and deferred inflows of resources related to OPEB will be recognized in OPEB expense as follows:

Years ending October 31:	
2024	\$ 1,253,361
2025	1,253,361
2026	1,253,361
2027	246,529
2028	246,529
Thereafter	<u>1,054,815</u>
	<u>\$ 5,307,956</u>

**Payable to the OPEB Plan**

At October 31, 2023, the Government did not have any amounts owed to the OPEB plan.

(21) Employee Retirement Systems

The Government participates in six cost-sharing defined benefit plans, each administered by separate public employee retirement systems. Article X, Section 29(F) of the Louisiana Constitution of 1974 assigns the authority to establish and amend benefit provisions of all plans administered by these public employee retirement systems to the State Legislature. These plans are not closed to new entrants. Substantially all Government employees participate in one of the following retirement systems:

**Plan Descriptions:**

Municipal Employees' Retirement System (MERS) provides retirement, disability, and survivor benefits to eligible employees and their beneficiaries as defined in LRS 11:1731 and 11:1781. The Government participates in Plan A.

State of Louisiana - Municipal Police Employees' Retirement System (MPERS) provides retirement, disability, and survivor benefits to eligible employees and their beneficiaries as defined in LRS 11:2211 and 11:2220.

State of Louisiana – Firefighters' Retirement System (FRS) provides retirement, disability, and survivor benefits to eligible employees and their beneficiaries as defined in LRS 11:2251-2254 and 11:2256.

Parochial Employees' Retirement System (PERS) provides retirement, disability, and survivor benefits to eligible employees and their beneficiaries as defined in LRS 11:1901 and 11:1941. The Government participates in Plan A.

Louisiana State Employees' Retirement System (LASERS) provides retirement, disability, and survivor benefits to eligible state employees and their beneficiaries as defined in the Louisiana Revised Statutes. The age and years of creditable service required for a member to receive benefits are established by LRS 11:441 and vary depending on the member's hire date, employer and job classification.

Registrar of Voters Employees' Retirement System (ROVERS) provides retirement, disability, and survivor benefits to eligible registrars of voters in each parish, their deputies, their permanent employees, and their beneficiaries as defined in the Louisiana Revised Statutes. Eligibility for retirement benefits and the computation of retirement benefits are defined in LRS 11:2071-2072.

LAFAYETTE CITY-PARISH CONSOLIDATED GOVERNMENT  
Lafayette, Louisiana

Notes to the Basic Financial Statements (Continued)

The systems' financial statements are prepared using the accrual basis of accounting. Employer and employee contributions are recognized in the period in which the employee is compensated for services performed. Benefits and refunds are recognized when due and payable in accordance with the terms of each plan. Interest income is recognized when earned. Ad valorem taxes and revenue sharing monies are recognized in the year collected by the tax collector.

A brief summary of eligibility and benefits of the plans are provided in the following table:

	<u>MERS</u>	<u>MPERS</u>	<u>FRS</u>
Final average salary	Highest 60 months	Highest 36 months or 60 months <sup>2</sup>	Highest 36 months
Years of service required and/or age eligible for benefits	25 years of any age 10 years age 60 20 years any age <sup>1</sup>	25 years of any age 20 years age 50 12 years age 55 20 years any age <sup>1</sup> 30 years any age <sup>3</sup> 25 years age 55 <sup>3</sup> 10 years age 60 <sup>3</sup>	25 years of any age 20 years age 50 12 years age 55
Benefit percent per years of service	3.00%	2.50 - 3.33% <sup>4</sup>	3.33%
	<u>PERS</u>	<u>LASERS</u>	<u>ROVERS</u>
Final average salary	Final average compensation	Highest 36 months or 60 months <sup>6</sup>	Highest 36 months or 60 months <sup>6</sup>
Years of service required and/or age eligible for benefits	30 years of any age 25 years age 55 <sup>5</sup> 10 years age 60 <sup>5</sup> 7 years age 65 <sup>5</sup>	30 years of any age 25 years age 55 20 years of any age <sup>1</sup> 5-10 years age 60 <sup>7</sup>	30 years of any age <sup>10,11</sup> 20 years age 55 <sup>10,11</sup> 10 years age 60 <sup>10,11</sup>
Benefit percent per years of service	3.00%	2.5% - 3.5% <sup>8</sup>	3.0% - 3.33% <sup>9</sup>

<sup>1</sup> With actuarial reduced benefits

<sup>2</sup> Membership commencing January 1, 2013

<sup>3</sup> Under non hazardous duty sub plan commencing January 1, 2013

<sup>4</sup> As of January 1, 2013 non hazardous duty plan 2.5%, hazardous duty plan 3.0%, prior to January 1, 2013 3.33%

<sup>5</sup> Employees hired after January 1, 2007: 30 years age 55, 10 years age 62, 7 years age 67

<sup>6</sup> Employees hired after 6/30/06 use the revised benefit calculation based on the highest 60 months

<sup>7</sup> Five to ten years of creditable service at age 60 depending upon the plan or when hired

<sup>8</sup> Members in regular plan 2.5%, hazardous duty plan 3.33%, and judges 3.5%

<sup>9</sup> Benefit percent varies depending on hire date

<sup>10</sup> For those hired prior to 1/1/2013

<sup>11</sup> Hired after 12/31/12 age eligibility is 30 years at 55, 20 years at 60, and 10 years at age 62



LAFAYETTE CITY-PARISH CONSOLIDATED GOVERNMENT  
Lafayette, Louisiana

Notes to the Basic Financial Statements (Continued)

**Contributions**

Article X, Section 29(E)(2)(a) of the Louisiana Constitution of 1974 assigns the Legislature the authority to determine employee contributions. Employer contributions are actuarially determined using statutorily established methods on an annual basis and are constitutionally required to cover the employer's portion of the normal cost and provide for the amortization of the unfunded accrued liability. Employer contributions are adopted by the Legislature annually upon recommendation of the Public Retirement Systems' Actuarial Committee. In addition, MERS, PERS, And ROVERS receive a percentage of ad valorem taxes collected by parishes. These entities are not participating employers in the pension systems and are considered to be nonemployer contributing entities.

Contributions of employees, employers, and non-employer contributing entities effective for the year ended October 31, 2023 for the defined benefit pension plans in which the primary government is a participating employer were as follows:

Plan	Active Member Contribution Percentage	Employer Contribution Percentage	Amount from Nonemployer Contributing Entities	Amount of Government Contributions
MERS	10.00%	29.50%	\$ 1,122,289	\$ 8,287,450
MPERS	10.00%	33.93%	1,350,501	6,202,581
FRS	10.00%	33.25%	1,806,042	5,237,520
PERS	9.50%	11.50%	495,428	4,430,009
LASERS	11.50%	45.80%	21,086	51,614
ROVERS	7.00%	18.00%	28,788	20,428
TOTAL			<u>\$ 4,824,134</u>	<u>\$ 24,229,602</u>

**Net Pension Liability**

The Government's net pension liability at October 31, 2023 is comprised of its proportionate share of the net pension liability relating to each of the cost-sharing plans in which the Government is a participating employer. The Government's net pension liability for each plan was measured as of the plan's measurement date (June 30, 2023 for all plans except PERS and December 31, 2022 for PERS) and the total pension liability used to calculate the net pension liability was determined by an actuarial valuation as of that date. The Government's proportionate share of the net pension liability for each of the plans in which it participates was based on the Government's required contributions in proportion to total required contributions for all employers.

LAFAYETTE CITY-PARISH CONSOLIDATED GOVERNMENT  
Lafayette, Louisiana

Notes to the Basic Financial Statements (Continued)

As of the most recent measurement date, the Government's proportion for each plan and the change in proportion from the prior measurement date were as follows:

<u>Plan</u>	<u>Proportionate Share of Net Pension Liability</u>	<u>Proportionate Share (%) of Net Pension Liability</u>	<u>Increase/(Decrease) from Prior Measurement Date</u>
MERS	\$ 54,512,352	14.915017%	-1.367015%
MPERS	61,864,740	5.855648%	-0.080953%
FRS	40,253,453	6.167404%	0.027032%
PERS	20,463,460	5.647817%	0.421983%
LASERS	374,838	0.005600%	0.005600%
ROVERS	<u>155,182</u>	0.816548%	-0.106685%
Total	<u>\$ 177,624,025</u>		

Since the measurement date of the net pension liability was June 30, 2023 (December 31, 2022 for PERS), the net pension liability/asset is based upon fiduciary net position for each of the plans as of those dates. Detailed information about each pension plan's assets, deferred outflows, deferred inflows, and fiduciary net position that was used in the measurement of the Government's net pension liability is available in the separately issued plan financial reports for those fiscal years. The financial report for each plan may be accessed on their website as follows:

MERS	-	<a href="http://www.mersla.com/">http://www.mersla.com/</a>	PERS	-	<a href="http://www.persla.org/">http://www.persla.org/</a>
MPERS	-	<a href="http://www.lampers.org/">http://www.lampers.org/</a>	LASERS	-	<a href="http://lasersonline.org/">http://lasersonline.org/</a>
FRS	-	<a href="http://ffret.com/">http://ffret.com/</a>	ROVERS	-	<a href="http://www.larovers.com/">http://www.larovers.com/</a>

**Actuarial Assumptions**

The following table provides information concerning actuarial assumptions used in the determination of the total pension liability for each of the defined benefit plans in which the primary government is a participating employer:

	<u>MERS</u>	<u>MPERS</u>	<u>FRS</u>
Date of experience study on which significant assumptions are based	7/1/2013 - 6/30/2018	7/1/2014 - 6/30/2019	7/1/2014 - 6/30/2019
Expected remaining service lives	3	4	7
Inflation Rate	2.5%	2.5%	2.5%
Projected salary increases	4.5% - 6.4%	4.7% - 12.3%	5.20% - 14.1%
Projected benefit changes including COLAs	None	None	None
Source of mortality assumptions	(1), (2), (3)	(4), (5), (6)	(4), (5), (6)

LAFAYETTE CITY-PARISH CONSOLIDATED GOVERNMENT  
Lafayette, Louisiana

Notes to the Basic Financial Statements (Continued)

	PERS	LASERS	ROVERS
Date of experience study on which significant assumptions are based	1/1/2013 - 12/31/2017	7/1/2014 - 6/30/2018	7/1/2014 - 6/30/2019
Expected remaining service lives	4	2	5
Inflation rate	2.3%	2.3%	2.3%
Projected salary increases	4.75%	2.6% - 13.8%	5.25%
Projected benefit changes including COLAs	None	None	None
Source of mortality assumptions	(9)	(7), (8)	(10)

- (1) PubG-2010 (B) Healthy Retiree Table
- (2) PubG-2010 (B) Employee Table
- (3) PubNS-2010 (B) Disabled Retiree Table
- (4) Pub-2010 Safety Below-Median Healthy Retiree Table
- (5) Pub-2010 Safety Below-Median Employee Table
- (6) Pub-2010 Safety Disabled Retiree Table
- (7) RP-2014 Blue Collar (males/females) and White Collar (females) Healthy Annuitant Tables
- (8) RP-2000 Disabled Retiree Mortality Table
- (9) RP-2010 Public Retirement Plans Mortality Table for Healthy and General Disabled Retiree and General Employees
- (10) RP-2010 Public Retirement Plans Mortality Table for General Employees and General Disabled Retirees

**Cost of Living Adjustments**

The pension plans in which the Government participates have the authority to grant cost-of-living adjustments (COLAs) on an ad hoc basis. COLAs may be granted to the state system (LASERS) if approved with a two-thirds vote of both houses of the Legislature, provided the plan meets certain statutory criteria related to the funded status and interest earnings. Pursuant to LRS 11:242(B), the power of the Board of Trustees of the statewide systems (MERS, MPERS, FRS, PERS, and ROVERS) to grant a COLA is effective in calendar years that the legislature fails to grant a COLA, unless in the legislation granting a COLA, the legislature authorizes the Board of Trustees to provide an additional COLA. The authority to grant a COLA by the Board is subject to the funded status and interest earnings. The effects of the benefit changes made as a result of the COLAs is included in the measurement of the total pension liability as of the measurement date at which the ad hoc COLA was granted and the amount is known and reasonably estimable.

LAFAYETTE CITY-PARISH CONSOLIDATED GOVERNMENT  
Lafayette, Louisiana

Notes to the Basic Financial Statements (Continued)

**Discount Rate**

The discount rates used to measure the Government's total pension liability for each plan and the significant assumptions used in the determination of the discount rate for each plan are as follows:

	<u>MERS</u>	<u>MPERS</u>	<u>FRS</u>	<u>PERS</u>	<u>LASERS</u>	<u>ROVERS</u>
Discount rate	6.85%	6.75%	6.90%	6.40%	7.25%	6.25%
Change in discount rate from prior valuation	0.00%	0.00%	0.00%	0.00%	0.00%	0.00%
Plan cash flow assumptions Rates incorporated in the Discount Rate:	(1)	(1)	(1)	(1)	(1)	(1)
Long-term Rate of Return	6.85%	6.75%	6.90%	6.40%	7.25%	6.25%
Periods applied	All	All	All	All	All	All
Municipal Bond Rate	N/A	N/A	N/A	N/A	N/A	N/A

**Plan Cash Flow Assumptions:**

- 1) Plan member contributions will be made at the current contributions rates and sponsor contributions will be made at the actuarially determined rates.

The discount rates used to measure the Government's total pension liability for each plan is equal to the long-term expected rate of return on pension plan investments that are expected to be used to finance the payment of benefits. For MERS, MPERS, FRS, LASERS, and ROVERS, the long-term expected rate of return for each plan was determined using a building-block method in which best-estimate ranges of expected future real rates of return (expected returns, net of pension plan investment expenses and inflation) are developed for each major asset class. These ranges are combined to produce the long-term expected rate of return by weighting the expected future real rates of return by the target asset allocation percentage and by adding expected inflation and an adjustment for the effect of rebalancing/diversification. For PERS the rate was determined using a triangulation method which integrated the Capital Asset Pricing Model (CAPM), a treasury yield curve approach and an equity building block model.

Risk return and correlation are projected on a forward-looking basis in equilibrium, in which best-estimates of expected future real rates of return are developed for each major asset class. These rates are combined to produce the long-term expected rate of return by weighting the expected future real rates of return by the target asset allocation percentage and by adding expected inflation and an adjustment for the effect of rebalancing/diversification.

LAFAYETTE CITY-PARISH CONSOLIDATED GOVERNMENT  
Lafayette, Louisiana

Notes to the Basic Financial Statements (Continued)

The target allocation and best estimates of arithmetic/geometric real rates of return for each major asset class are summarized for each plan in the following tables:

Asset Class	MERS*		MPERS*		PERS*	
	Target Allocation	Long-term Expected Real Rate of Return	Target Allocation	Long-term Expected Real Rate of Return	Target Allocation	Long-term Expected Real Rate of Return
Fixed Income	29%	1.26%	34.0%	1.12%	33%	1.17%
Equities	56%	2.44%	52.0%	3.29%	51%	3.58%
Alternative Investments	15%	0.65%	14.0%	0.95%	14%	0.73%
Real Estate	-	-	-	-	2%	0.12%
Total	<u>100%</u>	<u>4.35%</u>	<u>100%</u>	<u>5.36%</u>	<u>100%</u>	<u>5.60%</u>
Inflation		<u>2.50%</u>		<u>2.54%</u>		<u>2.10%</u>
Expected Return		<u>6.85%</u>		<u>7.90%</u>		<u>7.70%</u>

Asset Class	FRS*		LASERS**		ROVERS*	
	Target Allocation	Long-term Expected Real Rate of Return	Target Allocation	Long-term Expected Real Rate of Return	Target Allocation	Long-term Expected Real Rate of Return
Cash	-	-	0.0%	0.80%	-	-
Domestic Fixed Income	22.0%	3.61%	3.0%	2.04%	22.5%	0.56%
International Fixed Income	4.0%	4.30%	17.0%	5.33%	10.0%	0.35%
Domestic Equity	29.5%	6.24%	34.0%	4.45%	37.5%	2.81%
International Equity	16.5%	14.86%	18.0%	5.44%	20.0%	1.70%
Global Equity	10.0%	6.49%	-	-	-	-
Global Tactical Asset Allocation	-	4.02%	-	-	-	-
Real Estate	-	-	-	-	10.0%	0.45%
Alternative Investments	18.0%	19.60%	28.0%	8.19%	-	-
Total	<u>100%</u>		<u>100%</u>	<u>5.75%</u>	<u>100%</u>	<u>5.87%</u>
Inflation/Rebalancing						<u>2.50%</u>
Expected Return						<u>8.37%</u>

\*Arithmetic real rates of return

\*\*Geometric real rates of return

LAFAYETTE CITY-PARISH CONSOLIDATED GOVERNMENT  
Lafayette, Louisiana

Notes to the Basic Financial Statements (Continued)

**Pension Expense and Deferred Outflows of Resources and Deferred Inflows of Resources Related to Pensions:**

Changes in the net pension liability may either be reported in pension expense in the year the change occurred or recognized as a deferred outflow of resources or a deferred inflow of resources in the year the change occurred and amortized into pension expense over a number of years. For the year ended October 31, 2023, the Government recognized the following in pension expense related to all defined benefit plans in which it participates. The pension expense is summarized by plan in the following table:

Plan	Pension Expense
MERS	\$ 3,011,993
MPERS	11,601,129
FRS	8,229,362
PERS	8,501,780
LASERS	410,943
ROVERS	39,895
Total	\$ 31,795,102

At October 31, 2023, the Government reported deferred outflows of resources and deferred inflows of resources related to pensions from the following sources:

	Deferred Outflows of Resources			
	MERS	MPERS	FRS	PERS
Differences between expected and actual experience	\$ 36,578	\$ 4,357,760	\$ 1,256,753	\$ 756,582
Changes in assumptions	-	1,032,334	2,435,714	653,066
Net difference between projected and actual earnings on pension plan investments	6,264,066	6,678,663	5,455,855	21,602,851
Changes in proportion and differences between actual contributions and proportionate share of contributions	-	1,138,033	2,346,637	25,707
Employer contributions to the pension plans subsequent to the measurement date of the net pension liability	2,510,427	2,017,138	1,568,936	3,592,860
Total	\$ 8,811,071	\$ 15,223,928	\$ 13,063,895	\$ 26,631,066

(continued)

LAFAYETTE CITY-PARISH CONSOLIDATED GOVERNMENT  
Lafayette, Louisiana

Notes to the Basic Financial Statements (Continued)

	Deferred Outflows of Resources		
	<u>LASERS</u>	<u>ROVERS</u>	<u>Total</u>
Differences between expected and actual experience	\$ 8,114	\$ 6,451	\$ 6,422,238
Changes of assumptions	-	9,568	4,130,682
Net difference between projected and actual earnings on pension plan investments	2,143	35,975	40,039,553
Changes in proportion and differences between actual contributions and proportionate share of contributions	-	11,702	3,522,079
Employer contributions to the pension plans subsequent to the measurement date of the net pension liability	<u>26,338</u>	<u>6,381</u>	<u>9,722,080</u>
Total	<u>\$ 36,595</u>	<u>\$ 70,077</u>	<u>\$ 63,836,632</u>

	Deferred Inflows of Resources			
	<u>MERS</u>	<u>MPERS</u>	<u>FRS</u>	<u>PERS</u>
Differences between expected and actual experience	\$ 498,478	\$ 25,932	\$ 1,379,103	\$ 2,254,572
Net difference between projected and actual earnings on pension plan investments	-	-	-	-
Changes in assumptions	-	-	-	-
Changes in proportion and differences between actual contributions and proportionate share of contributions	<u>9,257,196</u>	<u>786,451</u>	<u>1,293,868</u>	<u>284,500</u>
Total	<u>\$ 9,755,674</u>	<u>\$ 812,383</u>	<u>\$ 2,672,971</u>	<u>\$ 2,539,072</u>

	Deferred Inflows of Resources		
	<u>LASERS</u>	<u>ROVERS</u>	<u>Total</u>
Differences between expected and actual experience	\$ -	\$ 6,975	\$ 4,165,060
Net difference between projected and actual earnings on pension plan investments	-	-	-
Changes in assumptions	-	-	-
Changes in proportion and differences between actual contributions and proportionate share of contributions	<u>-</u>	<u>18,187</u>	<u>11,640,202</u>
Total	<u>\$ -</u>	<u>\$ 25,162</u>	<u>\$ 15,805,262</u>

LAFAYETTE CITY-PARISH CONSOLIDATED GOVERNMENT  
Lafayette, Louisiana

Notes to the Basic Financial Statements (Continued)

Deferred outflows of resources of \$9,722,080 resulting from the employer contributions subsequent to the measurement date will be recognized as a reduction of the net pension liability during the subsequent year. Amounts reported as deferred outflows of resources and deferred inflows of resources related to pensions to be recognized in pension expense are as follows:

Year Ended October 31	MERS	MPERS	FRS	PERS
2024	\$ (6,374,722)	\$ 4,804,251	\$ 2,018,586	\$ 605,146
2025	(1,225,888)	1,426,776	1,137,383	3,393,780
2026	4,544,312	6,495,303	5,512,514	6,815,754
2027	(398,732)	(331,923)	65,921	9,684,454
2028	-	-	(107,156)	-
Thereafter	-	-	194,740	-
	<u>\$ (3,455,030)</u>	<u>\$ 12,394,407</u>	<u>\$ 8,821,988</u>	<u>\$ 20,499,134</u>

Year Ended October 31	LASERS	ROVERS	TOTAL
2024	\$ 10,246	\$ 10,961	\$ 1,074,468
2025	(13,537)	2,486	4,721,000
2026	18,462	34,027	23,420,372
2027	(4,914)	(8,940)	9,005,866
2028	-	-	(107,156)
Thereafter	-	-	194,740
	<u>\$ 10,257</u>	<u>\$ 38,534</u>	<u>\$ 38,309,290</u>

**Sensitivity of the Government's Proportional Share of the Net Pension Liabilities to Changes in the Discount Rate:**

The following presents the Government's proportionate shares of the net pension liabilities of the plans, calculated using their respective discount rates, as well as what the Government's proportionate shares of the net pension liabilities would be if they were calculated using a discount rate that is one percentage point lower or one percentage point higher than the current rate:

Plan	Current Discount Rate	Net Pension Liability		
		1% Decrease	Current Discount Rate	1% Increase
MERS	6.85%	\$ 75,574,424	\$ 54,512,352	\$ 36,721,215
MPERS	6.75%	87,048,568	61,864,740	40,826,969
FRS	6.90%	62,098,993	40,253,453	22,033,293
PERS	6.40%	50,606,830	20,463,460	(4,807,891)
LASERS	7.25%	490,819	374,838	276,577
ROVERS	6.25%	282,328	155,182	47,122
Total		<u>\$ 276,101,962</u>	<u>\$ 177,624,025</u>	<u>\$ 95,097,285</u>



LAFAYETTE CITY-PARISH CONSOLIDATED GOVERNMENT  
Lafayette, Louisiana

Notes to the Basic Financial Statements (Continued)

**Payables to the Pension Plans**

The Government recorded accrued liabilities to each of the pension plans for the year ended October 31, 2023 for the contractually required contributions for the month of October 2023. The amounts are included in liabilities under the amounts reported as accounts and other payables. The balance due to each plan is as follows:

Plan	
MERS	\$ 983,472
MPERS	943,485
FRS	729,765
PERS	<u>596,794</u>
Total	<u>\$ 3,253,516</u>

Effective November 1, 2020, the Government terminated their agreement with the Municipal Employees' Retirement System (MERS) to provide coverage for their current employees and entered into an agreement with the Parochial Employees' Retirement System (PERS). As a result of the termination agreement, the Government received correspondence letters from the MERS that in accordance with R.S 11:1733(F) the MERS unfunded actuarial liability (UAL) attributable to the eliminated positions previously occupied by members employed by the Government totaling approximately \$17,711,578. The UAL identified in the correspondence letters could be paid in total or in 120 monthly payments of \$201,504 beginning on March 1, 2023. The Government has filed a Petition for Declaratory Judgement relative to this matter, seeking a judicial determination that the calculations made by MERS are incorrect.

The future payments on the UAL as of October 31, 2023 are as follows:

Year	Principal	Interest	Total
2024	\$ 1,348,291	\$ 1,069,759	\$ 2,418,050
2025	1,439,211	978,839	2,418,050
2026	1,536,262	881,788	2,418,050
2027	1,639,858	778,192	2,418,050
2028	1,750,439	667,611	2,418,050
2029 - 2033	<u>9,245,729</u>	<u>1,426,596</u>	<u>10,672,325</u>
	<u>\$ 16,959,790</u>	<u>\$ 5,802,785</u>	<u>\$ 22,762,575</u>

(22) On-Behalf Payments for Salaries and Benefits

GASB Statement No. 24, *Accounting and Financial Reporting For Certain Grants and Other Financial Assistance* requires the Government to report and disclose in the financial statements on-behalf salary and fringe benefit payments made by the State of Louisiana to certain groups of Government employees. Supplementary salary payments are made by the state directly to certain groups of employees. The Government is not legally responsible for these salaries. Therefore, the basis for recognizing the revenue and expenditure payments is the actual contribution made by the state. For the fiscal year ended October 31, 2023, the state paid supplemental salaries in the amount of \$3,555,238 to city marshal, fire, and law enforcement employees. The payments are recorded as intergovernmental revenue and public safety expenses/expenditures in the GAAP basis government-wide and General Fund financial statements.

LAFAYETTE CITY-PARISH CONSOLIDATED GOVERNMENT  
Lafayette, Louisiana

Notes to the Basic Financial Statements (Continued)

(23) Restricted Net Position

At October 31, 2023, restricted net position consisted of the following:

	Primary Government			Component Fund
	Governmental Activities	Business-type Activities	Primary Government	
Capital projects:				
Construction of capital assets	\$ 169,292,961	\$ -	\$ 169,292,961	\$ 11,606,482
Debt service	29,561,817	176,589,761	206,151,578	2,627,573
External legal constraints/programs:				
General government programs	8,305,893	-	8,305,893	558,879
Public safety programs	5,467,620	-	5,467,620	-
Public works programs	17,509,835	-	17,509,835	-
Culture and recreation programs	15,049,589	-	15,049,589	-
Health and welfare programs	3,622,351	-	3,622,351	-
Purpose of grantors and donors	2,881,264	-	2,881,264	-
	<u>52,836,552</u>	<u>-</u>	<u>52,836,552</u>	<u>558,879</u>
Total restricted net position	<u>\$251,691,330</u>	<u>\$176,589,761</u>	<u>\$428,281,091</u>	<u>\$14,792,934</u>

(24) Environmental Liabilities and Regulations

LPPA

The Authority is subject to certain federal, state and local laws and regulations governing the protection of the environment. Violations of these laws and regulations may result in substantial fines and penalties. All environmental permits necessary for the operation of its electric power generation facility has been obtained, and management believes all regulations and environmental laws to be in compliance. Environmental requirements affecting electric power generation facilities are complex, change frequently, and have become more stringent over time as a result of new legislation, administrative actions, and judicial interpretations. Therefore, the capital costs and other expenditures necessary to comply with existing and new environmental requirements are difficult to determine.

The following operating permits and plans are required for operation of the power plant.

- Title V Permit,
- Title IV Permit,
- LA Pollutant Discharge Elimination System (LPDES) Permit
- Solid Waste Standard, Type I Permits
- Radioactive Material License
- Spill Prevention Control and Countermeasure Plan
- Facility Response Plan
- Hazardous Waste Generator Permit

LAFAYETTE CITY-PARISH CONSOLIDATED GOVERNMENT  
Lafayette, Louisiana

Notes to the Basic Financial Statements (Continued)

EPA finalized the Cross-State Air Pollution Rule (CSAPR) to replace the Clean Air Interstate Rule (CAIR) on July 6, 2011. This rule was designed to address air pollution from upwind states that crosses state lines and affects air quality in downwind states. CSAPR imposes significant reductions in SO<sub>2</sub> and NO<sub>x</sub> emissions from electric generating units (EGUs) that cross state lines. Under CSAPR, the EPA sets total emissions limits for each state, allowing limited interstate and unlimited intrastate trading of emission allowances among power plants to comply with these limits beginning January 1, 2012. Specifically for Louisiana, CSAPR limits NO<sub>x</sub> emissions for the ozone season, consisting of the months of May through September. However, on December 30, 2011, the D. C. Circuit Court of Appeals issued an order staying implementation of CSAPR. The Court further ordered that the Clean Air Interstate Rule (CAIR), a predecessor rule to CSAPR, remain in place while CSAPR was stayed. On April 29, 2014, the U.S. Supreme Court issued an opinion reversing the August 21, 2012 D. C. Court decision that vacated CSAPR and remanded the case back to the D. C. Circuit, where outstanding issues in the case were to be resolved. The stay remained in place until those issues were settled. On October 23, 2014, the D. C. Circuit granted EPA's request to lift the CSAPR stay and extended its deadlines by three years. CSAPR Phase I implementation became effective January 1, 2015, with Phase 2 beginning in 2017.

EPA proposed a CSAPR Update Rule on November 20, 2015 to address interstate transport of air pollution under the 2008 ozone National Ambient Air Quality Standard (NAAQS) and to help downwind states and communities meet and maintain the 2008 ozone NAAQS. The proposal is set to reduce the NO<sub>x</sub> emissions for Phase 2 effective in 2017. On December 3, 2015, EPA published the proposed update to CSAPR for the 2008 ozone NAAQS. The Authority filed comments to EPA by the deadline of February 2, 2016. EPA finalized the CSAPR Update Rule on October 26, 2016, and the rule became effective on December 27, 2016. Starting in May 2017, this rule reduced summertime (May - September) nitrogen oxides (NO<sub>x</sub>) emissions from power plants in 22 states in the eastern U.S., including Louisiana.

The Environmental Protection Agency (EPA) has proposed and adopted the Clean Air Act (CAA) relevant to the emissions of sulfur dioxide (SO<sub>2</sub>) and nitrogen oxide (NO<sub>x</sub>) from generating units. The CAA established the Acid Rain Program to address the effects of acid rain and imposed restrictions on SO<sub>2</sub> emissions from generating units. The CAA requires electric generating units to possess a regulatory "allowance" for each ton of SO<sub>2</sub> emitted beginning in the year 2000. The EPA allocates a set number of allowances to each affected unit based on its historic emissions. All generating units have sufficient allowances for operations and expects to have sufficient allowances operations in the foreseeable future under the Acid Rain Program. The Authority assist with operating below SO<sub>2</sub> emission limits of the air permit by burning low sulfur coal (0.7 lbs/MMBtu).

In 1999, the EPA announced a major effort to improve air quality in the national parks and wilderness areas. The Regional Haze Rule requires existing large stationary emissions sources such as electric generation units (coal-fired) to install BART (Best Achievable Retrofit Technology) to improve the visibility of National Parks and Wilderness areas designated as Class I areas. BART would control particulate matter, SO<sub>2</sub> and NO<sub>x</sub> emissions. In 2012, EPA issued a final notice allowing states participating in the CSPAR program to use those programs instead of source specific BART to meet the requirements. In February of 2017, the Louisiana Department of Environmental Quality (LDEQ) submitted to the EPA a proposed SIP (State Implementation Plan) indicating how BART-applicable electric generating units in Louisiana would comply with the requirements. EPA approved the SIP and posted in the federal registry on December 21, 2017 with the effective date of January 22, 2018. The Authority's meets this rule with the continued operation of the existing dry sorbent injection system (DSI) with increased reagent injection in order to meet the 30-day rolling basis as indicated on the SIP for the Authority's generation unit.

LAFAYETTE CITY-PARISH CONSOLIDATED GOVERNMENT  
Lafayette, Louisiana

Notes to the Basic Financial Statements (Continued)

The EPA on February 16, 2012 adopted this final rule under Section 112 of the CAA governing the emissions of mercury and other hazardous air pollutants from certain electric generating units (EGUs). The EPA established maximum achievable control technology (MACT) standards for coal-fired EGUs in late 2011, and signed a final rule setting forth national emissions standards for hazardous air pollutants from coal- and oil-fired electric utility steam generating units on December 16, 2011. The final rule is now known as Mercury & Air Toxic Standards (MATS). The MATS rule requires affected EGUs to meet specific numeric emission standards and to establish work practice standards to address hazardous air pollutants. As a result of litigation due to the cost of the regulation, on December 15, 2015, the U.S. Court of Appeals for the D.C. Circuit issued an order remanding the MATS rule without vacatur. The court expected EPA to provide a response to the issue raised by the Supreme Court on the relevance of costs that affected facilities will incur because of MATS, on or before April 15, 2016, with a possible one year extension on the implementation period for industry. On April 15, 2016, the EPA issued a final finding that it is appropriate and necessary to set standards for emissions of air toxics from coal- and oil-fired power plants. The EPA found that the cost of compliance with MATS is reasonable and that the electric power industry can comply with MATS and maintain its ability to provide reliable electric power to consumers at a reasonable cost. The Authority meets compliance of this rule as a dry absorbent injection system for acid gas control, a fabric filter bag house for metallic particulate control and ID booster fan was install on unit.

The Wastewater Effluent Standard was an existing standard found by EPA to not adequately address the pollutants being discharged and have not kept pace with changes for the steam electric power generating effluent. In 2009 EPA proposed more stringent limits for new metals and parameters for individual wastewater streams generated by steam electric power plants, with emphasis on coal-fired power plants. On September 30, 2015, the EPA finalized the new Effluent guidelines (ELG) for coal-fired steam electric plants, with portions being postponed and re-issued in November of 2019 as Proposed Revisions to the Steam ELGs.

This rule established new requirements for power plant wastewater streams including flue gas desulfurization (FGD), fly ash, bottom ash, flue gas mercury control and gasification of fuels such as coal and petroleum coke. In September of 2017, EPA postponed the compliance dates for the new standards pertaining to two streams, FGD wastewater and bottom ash transport water, for two years to provide additional time for EPA to review and reconsider the rule. The remaining wastewater streams (fly ash transport water and flue gas mercury control wastewater) became effective on November 1, 2018. On November 22, 2019 EPA issued the 2019 Proposed Revision to the ELG rule for FGD wastewater and for bottom ash transport water. The deadline for compliance are proposed for December 31, 2023 for bottom ash transport and December 31, 2025 for FGD wastewater, with options for plants that have retirement plans or opt into stricter controls. The Authority is working with the other joint owners to establish the best option for the long-term compliance.

EPA finalized the Coal Combustion Residue (CCR) Rule on December 19, 2014 and was published on April 17, 2015. The rule establishes technical requirement for CCR landfills and surface impoundments. The rule also redefines the beneficial use and disposal standards. This includes classifying coal ash as solid waste rather than hazardous waste. On June 14, 2016 the court vacated and removed certain provisions including “early closure” provisions. July of 2016 in response to the vacatur, certain deadlines were extended for inactive sites. In 2018, amendments were implemented regarding groundwater monitoring standards and requirements for closure where surface impoundments do not meet groundwater protection standards. EPA’s proposed revision to the CCR Rule was published on August 14, 2019 and revises the beneficial use rules.

LAFAYETTE CITY-PARISH CONSOLIDATED GOVERNMENT  
Lafayette, Louisiana

Notes to the Basic Financial Statements (Continued)

The final rule establishes minimum national criteria for CCR landfills; surface impoundments; and all lateral expansions of CCR units. The Authority has made the appropriate filings, while performing necessary monitoring as required by the rule.

On June 2, 2014, EPA released the rule under Section 111(d) of the Clean Air Act, known as the Clean Power Plan (CPP), which proposed guidelines for Carbon Dioxide (CO<sub>2</sub>) emissions from existing fossil fuel-fired power plants. The rule would “set state-specific goals” for CO<sub>2</sub> emissions from the power sector, in addition to developing plans to achieve the state-specific goals. EPA finalized the CPP on August 3, 2015. The U.S. Supreme Court issued a stay of the implementation on February 9, 2016. June of 2019, the EPA repealed the CPP and simultaneously finalized the Affordable Clean Energy (ACE) rule. The approach to the ACE rule was to establish guidelines for states to develop plans to address GHG emissions from existing coal-fired power plants. On January 19, 2021, the D.C. Circuit vacated the Affordable Clean Energy (ACE) rule and remanded to the EPA for further proceedings. The court’s decision vacated the ACE rule, including its requirements that states submit State Plans by July 8, 2022. Because the court vacated ACE and did not expressly reinstate the CPP, EPA understands the decision as leaving neither of those rules, and thus no CAA section 111(d) regulation, in place with respect to greenhouse gas (GHG) emissions from electric generating units (EGUs).

In order to comply with these regulations, the Authority’s 50% share of costs is approximately \$74,600,000. Compliance with CSAPR was completed during the 2012-2013 fiscal year at a cost of \$5,500,000. Environmental upgrades for compliance with MATS were completed at the beginning of 2015 at a cost of \$67,400,000. Funding for these projects was obtained through existing funds and the issuance of \$74,600,000 Series 2012 Electric Revenue Bonds.

In Order to comply with the CCR regulation including closure of the Ash Impoundment, the Authority’s 50% share cost identified by Cleco is estimated to total \$12,498,473. Of the total, the remaining estimated cost for fiscal years ending 2024 through 2028 for the Authority’s 50% share will be \$2,033,155, with an anticipated costs of \$553,000 in fiscal year 2024.

(25) Flow of Funds: Restrictions on Use - Utility Revenues

Under the terms of various bond indentures on outstanding Utilities Revenue Bonds for acquiring and constructing extensions and improvements to the Utilities System, all income and revenues (2023 collections \$269,674,731) of the Utilities System are pledged and dedicated to the retirement of the bonds with outstanding principal and interest balances in the amount of \$168,485,000 and \$53,124,550, respectively. All revenues are to be deposited in funds as indicated below.

All revenue, except income received from the sale of capital assets and charges between divisions of the Utilities System, shall be deposited daily into a Receipts Fund. Out of the Receipts Fund, there shall be transferred to an Operating Fund from time to time as needed during each sinking fund year amounts sufficient to provide for the payment of costs of operation and maintenance.

After meeting the requirements of the Operating Fund, the monies in the Receipts Fund shall be transferred to the Sinking Fund in amounts sufficient to pay promptly and fully the principal of, premium, if any, and the interest on the outstanding revenue bonds as they become due and payable whether by maturity or mandatory call. Appropriate amounts shall also be placed in the Sinking Fund to allow for the payment of the charges of the paying agent. On or before the day before the interest payment date, sufficient funds to make the payment of the principal and/or interest owed on the obligations, as of that interest payment date, shall be deposited with the paying agent.

LAFAYETTE CITY-PARISH CONSOLIDATED GOVERNMENT  
Lafayette, Louisiana

Notes to the Basic Financial Statements (Continued)

After meeting the requirements of the Operating and Sinking Funds, monies in the Receipts Fund are transferred to the Reserve Fund to satisfy the reserve requirements for reserve secured bonds. Amounts in the Reserve Fund are used solely for the purposes of curing deficiencies in the Sinking Fund for the payment when due of the principal of, premium, if any, and interest on the reserve secured bonds.

After meeting the requirements of the Reserve Fund, the monies in the Receipts Fund shall be deposited in the Capital Additions Fund. The monies in the Capital Additions Fund shall be used for the payment of principal and redemption price of and interest on obligations when due at any time monies are not available. It shall also be used to make the in lieu of tax payment to the City General Fund. The remaining money in the Capital Additions Fund may be used for (1) paying capital costs, (2) creation of a rate stabilization account to provide for temporary loss of revenue, (3) payment of subordinated indebtedness and subordinated contract obligations, (4) purchase of outstanding obligations, or (5) making any payment or investment for any lawful purpose.

(26) Flow of Funds: Restrictions on Use – Communications Revenues

Under the terms of the ordinance authorizing and providing for the issuance of Communications System Revenue Bonds to construct a fiber optic infrastructure, all income and revenues (2023 collections \$46,718,463) of the Communications System are pledged and dedicated to the retirement of the bonds with outstanding principal and interest balances in the amount of \$69,330,000 and \$14,536,248, respectively. All revenues are to be deposited in accounts as indicated below.

All revenue, except income received from the sale of capital assets and proceeds from the issuance of bonds shall be deposited daily into a Receipts Account. Out of the Receipts Account, after the application of bond proceeds deposited for working capital have been exhausted, there shall be transferred to an Operating Account from time to time as needed during each debt service account year amounts sufficient to provide for the payment of costs of operation and maintenance.

After meeting the requirements of the Operating Account and after the capitalized interest deposited into the Debt Service Account has been exhausted, the monies in the Receipts Account shall be transferred to the Debt Service Account in amounts equal to 1/6 of the next semiannual interest payment due and 1/12 of the next principal payment due on or before the 20<sup>th</sup> day of each month. On or before the 21<sup>st</sup> day of the month preceding each interest payment date, sufficient funds to make the payment of the principal and/or interest owed on the obligations, as of that interest payment date, shall be deposited with the paying agent. After meeting the requirements of the Operating and Debt Service Sinking Accounts, monies in the Receipts Account are transferred to the Reserve Account to satisfy the reserve requirements for reserve secured bonds. Amounts in the Reserve Account are used solely for the purposes of curing deficiencies in the Sinking Account for the payment when due of the principal of, premium, if any, and interest on the reserve secured bonds.

After meeting the requirements of the Reserve Account, the monies in the Receipts Account shall be deposited in the Capital Additions Account. The monies in the Capital Additions Account shall be used for the payment of principal and redemption price of and interest on obligations when due at any time monies are not available. The remaining money in the Capital Addition Account may be used for: (1) paying capital costs, (2) payment of subordinated indebtedness and subordinated contract obligations, (3) purchase of outstanding obligations, or (4) making any payment or investment for any lawful purpose.

LAFAYETTE CITY-PARISH CONSOLIDATED GOVERNMENT  
Lafayette, Louisiana

Notes to the Basic Financial Statements (Continued)

(27) Flow of Funds: Restrictions on Use - LPPA

Under the terms of the ordinance authorizing and providing for the issuance of electric revenue bonds to finance the acquisition of an ownership interest in a fossil fuel steam electric generating plant and for other purposes relating thereto, the bonds are special obligations payable solely from and secured by the revenues and other funds including bond proceeds. All income and revenues (2023 collections \$53,935,067) of LPPA are pledged and dedicated to the retirement of the bonds with outstanding principal and interest balances in the amount of \$58,535,000 and \$10,261,808, respectively. Such revenues consist of all income, fees, charges, receipts, profits, and other monies derived from its ownership and operation of the fossil fuel steam electric generating plant, other than certain money derived during the period of construction. Monies in the revenue fund shall first be applied to the payment of operating expenses of the plant.

Monies in the revenue fund shall then be deposited into the bond fund to pay principal and premium, if any, and interest on all bonds as they become due and payable; and then applied to maintain in the bond fund reserve account an amount equal to the maximum annual debt service requirements on all bonds. After making the required payments into the operating account and bond fund, there shall be paid out of the revenue fund into the reserve and contingency fund an amount equal to \$1,500,000 or such greater amount as may be determined by the consulting engineer, provided that there shall not be required to be paid therein during any month an amount in excess of 25% of the amounts required to be paid during such month to the bond fund. If on any October 31st following the date of commercial operation, the monies credited (or to be credited as of such date) to the revenue fund shall exceed the required amount of working capital for the operation of the plant, the amount of such excess shall be applied (1) to reduce monthly power costs to the Government under the power sales contract, (2) to pay the cost of making repairs, renewals and replacements, additions, betterments and improvements to and extensions of the plant operations, (3) to the purchase or redemption of bonds, (4) to any other purpose in connection with the plant operation, or (5) to any other lawful purpose, including the payment of subordinated indebtedness.

The Fuel Cost Stability Fund was established to allow level billings to the retail customer when the generating plant is out of service for a period of seven days or more. In those instances, a credit may be applied to the monthly power bill to the Government. When the unit has been returned to operation, the funds which were applied as a credit are recovered by application of a surcharge to restore the fund balance over a reasonable period of time.

(28) Dedication of Proceeds and Flow of Funds - Sales and Use Taxes

City of Lafayette

- A. Proceeds of the 1961 1% sales and use tax levied by the City of Lafayette (2023 collections \$57,414,986) are dedicated to the following purposes:
1. Capital improvements (as more fully described in the tax proposition) for streets, sidewalks and bridges; drains, drainage canals and sub-surface drainage; fire department stations and equipment; police department stations and equipment; garbage disposal and health and sanitation equipment and facilities; public buildings; public parks and recreational facilities and equipment; civil defense; and any other work of permanent public improvement, title to which shall be in the public.

LAFAYETTE CITY-PARISH CONSOLIDATED GOVERNMENT  
Lafayette, Louisiana

Notes to the Basic Financial Statements (Continued)

2. Supplementing the revenues of the City General Fund, after providing for debt service on outstanding bonds, provided that such an amount cannot exceed 35% of the annual sales tax revenues.

Proceeds of the tax have been pledged and dedicated to the retirement of various Public Street and Drainage Bonds with outstanding principal and interest balances in the amount of \$96,365,000 and \$27,351,750, respectively, at October 31, 2023.

- B. Proceeds of the 1985 1% sales and use tax levied by the City of Lafayette (2023 collections \$46,631,372) are dedicated to the following purposes:
  1. Capital improvements (as more fully described in the tax proposition) for street and drainage improvements.
  2. Supplementing the revenues of the City General Fund, after providing for debt service on outstanding bonds, provided that such an amount cannot exceed 35% of the annual sales tax revenues.

Proceeds of the tax have been pledged and dedicated to the retirement of Public Streets and Drainage Bonds with outstanding principal and interest balances in the amount of \$83,760,000 and \$37,909,188, respectively, at October 31, 2023.

Under the terms of the various bond indentures:

1. All proceeds of the tax are to be deposited daily into a Sales Tax Trust Fund.
2. Each month, there will be transferred from the Sales Tax Trust Fund an amount estimated to be required to pay for all reasonable and necessary costs and expenses of collecting and administering the tax during the next succeeding month.
3. On or before the 20th day of each month, there shall be transferred to a Sales Tax Bond Sinking Fund an amount equal to 1/6 of the interest falling due on the next interest payment date and 1/12 of the principal falling due on the next principal payment date.
4. On or before the 20th day of each month, there shall also be transferred to a Sales Tax Bond Reserve Fund a prescribed sum until such time as there is on deposit in that fund a sum equal to the highest combined principal and interest requirements in any succeeding fiscal year on the outstanding bonds.
5. Any funds remaining after the above transfers will be considered surplus and may be used for the purposes for which the tax was levied.

- C. Proceeds of the 1% sales and use tax levied by the City of Lafayette beginning October 1, 2006 on businesses located within a defined district (2023 collections \$1,681,499) are dedicated for financing redevelopment, infrastructure, and other community-improvement projects in the Lafayette I-10 Corridor District.

- D. Proceeds of the 1% sales and use tax and 2% hotel occupancy tax levied by the City of Lafayette beginning July 1, 2020 on businesses located within a defined district (2023 collections \$637,625) are dedicated for the acquisition, design, development, and construction of various multi-phased projects designed to encourage economic development within the Downtown Lafayette Economic Development District.



LAFAYETTE CITY-PARISH CONSOLIDATED GOVERNMENT  
Lafayette, Louisiana

Notes to the Basic Financial Statements (Continued)

- E. Proceeds of the 1% sales and use tax and 2% hotel occupancy tax levied by the City of Lafayette beginning July 1, 2020 on businesses located within a defined district (2023 collections \$515,356) are dedicated for the acquisition, design, development, and construction of various multi-phased projects designed to encourage economic development within the University Gateway Economic Development District.
- F. Proceeds of the 1% sales and use tax and 2% hotel occupancy tax levied by the City of Lafayette beginning July 1, 2020 on businesses located within a defined district (2023 collections \$5,312) are dedicated for the acquisition, design, development, and construction of various multi-phased projects designed to encourage economic development within the Trappey Economic Development District.
- G. Proceeds of the 1% sales and use tax and 2% hotel occupancy tax levied by the City of Lafayette beginning July 1, 2020 on businesses located within a defined district (2023 collections \$422,648) are dedicated for the acquisition, design, development, and construction of various multi-phased projects designed to encourage economic development within the Northway Economic Development District.
- H. Proceeds of the 1% sales and use tax and 2% hotel occupancy tax levied by the City of Lafayette beginning July 1, 2020 on businesses located within a defined district (2023 collections \$32,409) are dedicated for the acquisition, design, development, and construction of various multi-phased projects designed to encourage economic development within the Holy Rosary Institute Economic Development District.

Lafayette Parish

Lafayette Parish is authorized by the voters of the parish to levy and collect a one percent (1%) sales and use tax on a parish-wide basis except for territory located within the boundaries of any incorporated municipality situated within the Parish. The sales tax ordinance provides that the net proceeds of the sales tax will be deposited in the General Fund of the Parish for general expenditures. Revenues from this tax totaled \$6,957,250 for the period ended October 31, 2023.

(29) Fair Value Measurements

Professional standards require the disclosure for fair value measurements of financial assets and liabilities and for fair value measurements of nonfinancial items that are recognized or disclosed at fair value in the financial statements on a recurring basis. The standards establish a fair value hierarchy that prioritizes the inputs to valuation techniques used to measure fair value. The hierarchy gives the highest priority to unadjusted quoted prices in active markets for identical assets or liabilities (Level 1 measurements) and the lowest priority to measurements involving significant unobservable inputs (Level 3 measurements).

The three levels of inputs used to measure fair value are as follows:

- a. Level 1 inputs are quoted prices in active markets for identical assets or liabilities.
- b. Level 2 inputs are observable inputs other than Level 1 prices such as quoted prices for similar assets or liabilities, quoted prices in markets that are not active, or other inputs that are observable or can be corroborated by observable market data for substantially the full term of the assets or liabilities.

LAFAYETTE CITY-PARISH CONSOLIDATED GOVERNMENT  
Lafayette, Louisiana

Notes to the Basic Financial Statements (Continued)

c. Level 3 inputs are unobservable inputs for the asset or liability.

The following methods and assumptions were used by the Government in estimating fair values of financial instruments:

- a. The carrying amount reported in the statement of net position for the following approximates fair value due to the short maturities: cash, accounts receivable, and accounts payable.
- b. The fair value for investment securities are based on quoted market prices at the reporting date multiplied by the quantity held. The carrying value equals fair value.

The following table presents assets that are measured at fair value on a recurring basis:

Primary Government:

Description	Total	(Level 1)	(Level 2)	(Level 3)
U.S. Treasuries	\$ 319,435,069	\$ 319,435,069	\$ -	\$ -
U.S. Instrumentalities	132,905,126	-	132,905,126	-
	<u>\$ 452,340,195</u>	<u>\$ 319,435,069</u>	<u>\$ 132,905,126</u>	<u>\$ -</u>

Fiduciary Funds:

Description	Total	(Level 1)	(Level 2)	(Level 3)
U.S. Treasuries	\$ 32,073	\$ 32,073	\$ -	\$ -
U.S. Instrumentalities	11,353	-	11,353	-
	<u>\$ 43,426</u>	<u>\$ 32,073</u>	<u>\$ 11,353</u>	<u>\$ -</u>

(30) Deficit Fund Balance of Individual Funds

The following funds reported deficit net position:

Internal service funds:

Self-Insurance - net position \$ (17,232,712)

These deficits will be funded by future excess revenues.

(31) Compensation, Benefits, and Other Payments to Agency Head

The schedule of compensation, benefits, and other payments to Joshua Guillory, Mayor-President for the year ended October 31, 2023 follows:

Salary	\$ 121,773
Benefits (insurance, retirement, medicare)	49,747
Expense allowance	3,600
Per diem	406
Transportation	111
Travel	2,587
Registration fees	206
Special meals	299

LAFAYETTE CITY-PARISH CONSOLIDATED GOVERNMENT  
Lafayette, Louisiana

Notes to the Basic Financial Statements (Continued)

(32) Compensation of the City Council and Parish Council

The compensation paid to the City Council and Parish Council members for the year ended October 31, 2023 follows:

Abraham Rubin, Jr.	\$ 30,963
Andre Naquin	30,963
Bryan Tabor	30,963
Glenn Lazard	30,963
John Guilbeau	30,963
Joshua Carlson	30,356
Kevin Naquin	30,963
Liz W. Hebert	30,963
Nanette Cook	30,963
Patrick Lewis	30,963
	<u>\$ 309,023</u>

(33) Tax Abatement

The Government is subject to tax abatements granted by the Department of Economic Development. This program has the stated purpose of increasing business activity and employment in the Parish and the State. Under the program, companies commit to expand or maintain facilities or employment in the Parish, establish a new business in the Parish, or relocate an existing business to the Parish. Agreements include an abatement of ad valorem taxes for a period of 10 years from the initial assessment date. As a result of these agreements, the Government's ad valorem revenues were reduced by each tax abatement program as follows:

Tax abatement program:	
Historic preservation	\$ 19,912
Industrial tax exemption	701,568
PILOT abatement	613,531
Total	<u>\$ 1,335,011</u>

(34) Accounting Changes/Prior Year Restatement

The Government implemented Governmental Accounting Standards Board (GASB) Statement No. 96, *Subscription-Based Information Technology Arrangements*. GASB Statement No. 96 establishes a definition for subscription-based information technology arrangements and provides a uniform guidance for accounting and financial reporting for transactions that meet that definition. This standard requires governments to report SBITAs as either a capital asset or an intangible asset and to disclose information relative to the terms of the arrangement. Additionally, the Government identified a right to use asset that was inadvertently not included with the implementation of GASB Statement No. 87 during the previous fiscal year.

LAFAYETTE CITY-PARISH CONSOLIDATED GOVERNMENT  
Lafayette, Louisiana

Notes to the Basic Financial Statements (Continued)

The implementation of GASB Statement No. 96 and the effect of the prior year error resulted in a restatement of previously reported net position and fund balance as follows:

	Governmental Activities	Business-Type Activities
November 1, 2022 net position, as previously reported	\$ 619,756,703	\$ 704,564,770
Net effect of accounting changes/ prior year restatement	20,744	(402,245)
November 1, 2022 net position, as restated	\$ 619,777,447	\$ 704,162,525
	Governmental Funds	Enterprise Funds
November 1, 2022 fund balance, as previously reported	\$ 308,405,493	\$ 700,801,092
Net effect of accounting changes/ prior year restatement	(5,151)	(402,245)
November 1, 2022 fund balance, as restated	\$ 308,400,342	\$ 700,398,847

(35) New Accounting Pronouncements

The Governmental Accounting Standards Board (GASB) has issued the following statements and implementation guides which were not required to be implemented by the Government during the current fiscal year.

- GASB Statement No. 99, “Omnibus 2022.” The requirements related to financial guarantees and the classification and reporting of derivative instruments within the scope of Statement No. 53 will take effect for financial statements starting with the fiscal year ending June 30, 2024.
- GASB Statement No. 100, “Accounting Changes and Error Corrections—an amendment of GASB Statement No. 62.” The requirements of this Statement will take effect for financial statements starting with the fiscal year that ends June 30, 2024.
- Statement No. 101, "Compensated Absences." The requirements of this Statement will take effect for financial statements starting with the fiscal year that ends December 31, 2024.

The effect of implementation of these new pronouncements on the Government’s financial statements has not yet been determined.

LAFAYETTE CITY-PARISH CONSOLIDATED GOVERNMENT  
Lafayette, Louisiana

Notes to the Basic Financial Statements (Continued)

(36) Subsequent Events

- A. The Louisiana Legislative Auditor is currently performing an investigation on Lafayette City - Parish Consolidated Government. As of the date of the audit report, the investigation is ongoing and the effect of the investigation on the financial statements is not known.
- B. As of October 31, 2023, the Government had approximately \$27,637,961 of outstanding grant reimbursements from the State of Louisiana Division of Administration, Facility Planning and Control (FP&C). The Facility Planning and Control has advised the Government's Administration that once the project reflects progress to completion and functionality the remaining uncommitted funds will be committed and the outstanding grant requests will be processed for approval.
- C. On November 15, 2023, the Government issued \$50,000,000 of Utility Revenue Bonds, Series 2023 with an average interest rate of 5.06%, maturing on October 31, 2049.
- D. The Government is in the process of issuing Public Improvement Sales Tax Bonds, Series 2024A in the amount of \$25,000,000 and Public Improvement Sales Tax Bonds, Series 2024B in the amount of \$24,930,000 with an anticipated closing date during May 2024.

**Required Supplementary  
Information**

LAFAYETTE CITY-PARISH CONSOLIDATED GOVERNMENT  
Lafayette, Louisiana  
General Fund

Combined Budgetary Comparison Schedule  
For the Year Ended October 31, 2023

	Original Budget	Final Budget	Actual	Variance with Final Budget Positive (Negative)
<b>Revenues:</b>				
Taxes -				
Ad valorem	\$ 27,302,896	\$ 29,399,097	\$ 29,376,465	\$ (22,632)
Sales and use	42,061,886	43,333,378	43,549,288	215,910
Payments in lieu of taxes:				
Utilities System	24,600,000	25,432,565	25,432,565	-
Communications System	4,050,000	4,050,000	4,630,704	580,704
Other	3,846,069	4,504,247	4,252,148	(252,099)
Licenses and permits	3,186,832	3,325,942	3,399,499	73,557
Intergovernmental -				
State shared revenue	432,158	586,077	586,783	706
On-behalf payments	3,555,238	3,555,238	3,555,238	-
Other	495,373	810,239	617,963	(192,276)
Charges for services	10,048,075	10,059,479	9,762,703	(296,776)
Fines and forfeits	1,008,259	1,008,259	1,117,618	109,359
Investment earnings	307,169	3,215,302	5,667,766	2,452,464
Miscellaneous	624,821	1,330,713	681,930	(648,783)
Total revenues	<u>121,518,776</u>	<u>130,610,536</u>	<u>132,630,670</u>	<u>2,020,134</u>
<b>Expenditures:</b>				
Current -				
General government	27,781,972	33,001,541	25,642,581	7,358,960
Public safety	82,886,895	84,354,027	81,502,365	2,851,662
Public works	4,917,887	4,919,321	4,618,118	301,203
Culture and recreation	-	38,136	-	38,136
Health and welfare	41,827	41,827	41,826	1
Economic opportunity	1,238,589	1,284,310	1,200,502	83,808
Debt service	-	-	466,875	(466,875)
Capital outlay	2,403,550	2,111,853	2,150,280	(38,427)
Total expenditures	<u>119,270,720</u>	<u>125,751,015</u>	<u>115,622,547</u>	<u>10,128,468</u>
Excess of revenues over expenditures	<u>2,248,056</u>	<u>4,859,521</u>	<u>17,008,123</u>	<u>12,148,602</u>
<b>Other financing sources (uses):</b>				
Issuance of long-term debt	-	-	565,756	565,756
Transfers in	1,411,453	951,916	948,441	(3,475)
Transfers out	(10,977,100)	(27,053,056)	(17,316,736)	9,736,320
Total other financing sources (uses)	<u>(9,565,647)</u>	<u>(26,101,140)</u>	<u>(15,802,539)</u>	<u>10,298,601</u>
Net change in fund balance	(7,317,591)	(21,241,619)	1,205,584	22,447,203
Fund balance, beginning as restated	<u>69,417,347</u>	<u>69,417,347</u>	<u>69,417,347</u>	<u>-</u>
Fund balance, ending	<u>\$ 62,099,756</u>	<u>\$ 48,175,728</u>	<u>\$ 70,622,931</u>	<u>\$ 22,447,203</u>

LAFAYETTE CITY-PARISH CONSOLIDATED GOVERNMENT  
Lafayette, Louisiana  
American Rescue Plan - City

Budgetary Comparison Schedule  
For the Year Ended October 31, 2023

	Original Budget	Final Budget	Actual	Variance with Final Budget Positive (Negative)
Revenues:				
Intergovernmental -				
Federal grants	\$ -	\$ 7,128,912	\$ 7,128,912	\$ -
Expenditures:				
Current -				
Economic development and assistance	-	268,454	268,454	-
Capital outlay	-	6,860,458	6,860,458	-
Total expenditures	-	7,128,912	7,128,912	-
Net change in fund balance	-	-	-	-
Fund balance, beginning	-	-	-	-
Fund balance, ending	\$ -	\$ -	\$ -	\$ -



LAFAYETTE CITY-PARISH CONSOLIDATED GOVERNMENT  
Lafayette, Louisiana  
American Rescue Plan - Parish

Budgetary Comparison Schedule  
For the Year Ended October 31, 2023

	Original Budget	Final Budget	Actual	Variance with Final Budget Positive (Negative)
Revenues:				
Intergovernmental -				
Federal grants	\$ -	\$ 19,193,236	\$ 19,193,236	\$ -
Expenditures:				
Current -				
General government	-	419,194	419,194	-
Economic development and assistance	-	517,020	517,020	-
Capital outlay	-	18,258,782	18,258,782	-
Total expenditures	-	19,194,996	19,194,996	-
Deficiency of revenues over expenditures	-	(1,760)	(1,760)	-
Other financing sources (uses):				
Transfers in	-	1,760	1,760	-
Net change in fund balance	-	-	-	-
Fund balance, beginning	-	-	-	-
Fund balance, ending	\$ -	\$ -	\$ -	\$ -

LAFAYETTE CITY-PARISH CONSOLIDATED GOVERNMENT  
Lafayette, Louisiana

Schedule of Changes in Total OPEB Liability and Related Ratios  
For the Year Ended October 31, 2023

	<u>2023</u>	<u>2022</u>	<u>2021</u>	<u>2020</u>	<u>2019</u>	<u>2018</u>
Total OPEB Liability						
Service costs	\$ 743,475	\$ 1,007,960	\$ 813,948	\$ 688,570	\$ 545,870	\$ 532,176
Interest	1,651,257	931,966	919,148	1,000,464	1,302,790	1,262,719
Changes of benefit terms	-	-	-	-	-	-
Differences between expected and actual experience	947,223	8,270,328	2,459,681	911,762	1,000,884	(984,530)
Changes of assumptions	490,962	(9,816,886)	428,328	2,766,712	5,448,515	(2,194,055)
Benefit payments	<u>(2,546,196)</u>	<u>(2,649,682)</u>	<u>(2,406,351)</u>	<u>(2,481,293)</u>	<u>(2,991,901)</u>	<u>(2,835,925)</u>
Net change in total OPEB liability	1,286,721	(2,256,314)	2,214,754	2,886,215	5,306,158	(4,219,615)
Total OPEB liability - beginning	<u>39,944,211</u>	<u>42,200,525</u>	<u>39,985,771</u>	<u>37,099,556</u>	<u>31,793,398</u>	<u>36,013,013</u>
Total OPEB liability - ending	<u>\$ 41,230,932</u>	<u>\$ 39,944,211</u>	<u>\$ 42,200,525</u>	<u>\$ 39,985,771</u>	<u>\$ 37,099,556</u>	<u>\$ 31,793,398</u>
Covered-employee payroll	\$101,076,476	\$97,188,916	\$99,974,567	\$ 116,678,406	\$96,981,671	\$ 93,251,607
Total OPEB liability as a percentage of covered-employee payroll	40.79%	41.10%	42.21%	34.27%	38.25%	34.09%

*This schedule is intended to show information for 10 years. Additional years will be displayed as they become available.*

LAFAYETTE CITY-PARISH CONSOLIDATED GOVERNMENT  
Lafayette, Louisiana

Schedule of Employer's Share of Net Pension Liability  
For the Year Ended October 31, 2023

Plan/ Fiscal Year	Employer Proportion of the Net Pension Liability (Asset)	Employer Proportionate Share of the Net Pension Liability (Asset)	Employer's Covered Payroll	Employer's Proportionate Share of the Net Pension Liability (Asset) as a Percentage of its Covered Payroll	Plan Fiduciary Net Position as a Percentage of the Total Pension Liability
<b>MERS</b>					
6/30/2023	14.915017%	\$ 54,512,352	\$ 29,692,007	183.6%	72.46%
6/30/2022	16.282032%	67,623,086	31,762,325	212.9%	67.87%
6/30/2021	21.543639%	59,923,702	34,355,244	174.4%	77.82%
6/30/2020	18.276685%	79,017,583	34,553,957	228.7%	64.52%
6/30/2019	17.570162%	73,419,759	32,484,700	226.0%	64.68%
6/30/2018	17.555500%	72,691,669	32,365,313	224.6%	63.94%
6/30/2017	17.405863%	72,816,064	30,724,520	237.0%	62.49%
6/30/2016	16.871487%	69,151,342	30,084,365	229.9%	62.11%
6/30/2015	16.528899%	59,043,816	28,047,159	210.5%	66.18%
<b>MPERS</b>					
6/30/2023	5.855648%	61,864,740	18,200,566	339.9%	71.30%
6/30/2022	5.936601%	60,682,601	17,557,722	345.6%	70.80%
6/30/2021	6.013849%	32,057,103	18,403,404	174.2%	84.09%
6/30/2020	5.478685%	50,635,818	17,031,415	297.3%	70.94%
6/30/2019	4.911360%	44,603,374	15,510,326	287.6%	71.01%
6/30/2018	5.079721%	42,944,272	15,124,384	283.9%	71.89%
6/30/2017	5.087030%	44,411,924	15,383,065	288.7%	70.08%
6/30/2016	5.403196%	50,643,169	15,179,586	333.6%	66.04%
6/30/2015	5.420541%	42,464,273	14,481,860	293.2%	70.73%
<b>FRS</b>					
6/30/2023	6.167404%	40,253,453	16,555,997	243.1%	77.69%
6/30/2022	6.140372%	43,297,557	16,048,674	269.8%	74.68%
6/30/2021	6.390186%	22,645,873	16,024,788	141.3%	86.78%
6/30/2020	5.933847%	41,130,754	14,774,162	278.4%	72.61%
6/30/2019	5.657576%	35,427,232	13,670,664	259.1%	73.96%
6/30/2018	5.878694%	33,814,706	13,987,743	241.7%	74.76%
6/30/2017	5.911442%	33,883,493	13,786,301	245.8%	73.55%
6/30/2016	5.879921%	38,459,999	13,254,851	290.2%	68.16%
6/30/2015	5.556288%	29,987,911	11,742,851	255.4%	72.45%
<b>PERS</b>					
12/31/2022	5.647817%	20,463,460	35,168,452	58.19%	91.74%
12/31/2021	5.225834%	(23,249,762)	37,241,287	-62.43%	110.46%
12/31/2020	5.319640%	(8,783,735)	35,629,627	-24.65%	104.00%
12/31/2019	4.956822%	233,341	31,409,252	0.74%	99.89%
12/31/2018	5.164959%	22,923,942	32,309,791	70.95%	88.86%
12/31/2017	5.365921%	(3,982,836)	33,809,328	-11.78%	101.98%
12/31/2016	5.750710%	11,843,662	32,937,454	35.96%	94.15%
12/31/2015	5.990462%	15,768,618	34,292,021	45.98%	92.23%
12/31/2014	6.054898%	1,655,459	31,791,663	5.21%	99.15%

(continued)

*This schedule is intended to show information for 10 years. Additional years will be displayed as they become available.*

LAFAYETTE CITY-PARISH CONSOLIDATED GOVERNMENT  
Lafayette, Louisiana

Schedule of Employer's Share of Net Pension Liability (Continued)  
For the Year Ended October 31, 2023

Plan/ Fiscal Year	Employer Proportion of the Net Pension Liability (Asset)	Employer Proportionate Share of the Net Pension Liability (Asset)	Employer's Covered Payroll	Employer's Proportionate Share of the Net Pension Liability (Asset) as a Percentage of its Covered Payroll	Plan Fiduciary Net Position as a Percentage of the Total Pension Liability
<b>LASERS</b>					
6/30/2023	0.005600%	\$ 374,838	\$ 117,161	319.9%	68.40%
6/30/2022	0.000000%	-	-	000.0%	63.70%
6/30/2021	0.552000%	303,599	124,341	244.2%	72.80%
6/30/2020	0.010820%	895,217	211,552	423.2%	58.00%
6/30/2019	0.010860%	786,653	207,314	379.4%	62.90%
6/30/2018	0.011330%	772,971	207,150	373.1%	64.30%
6/30/2017	0.011520%	811,084	205,084	395.5%	62.50%
6/30/2016	0.011420%	896,997	204,304	439.0%	57.70%
6/30/2015	0.010700%	727,421	197,239	368.8%	62.70%
<b>ROVERS</b>					
6/30/2023	0.816548%	155,182	119,389	130.0%	86.73%
6/30/2022	0.923233%	226,379	132,122	171.3%	82.46%
6/30/2021	0.809044%	25,664	121,200	21.2%	97.68%
6/30/2020	0.877846%	189,113	112,733	167.8%	83.32%
6/30/2019	0.854974%	159,882	123,982	129.0%	84.83%
6/30/2018	0.833827%	196,819	115,688	170.1%	80.57%
6/30/2017	0.836387%	183,596	114,550	160.3%	80.51%
6/30/2016	0.772199%	219,113	106,071	206.6%	73.98%
6/30/2015	0.817071%	200,104	112,689	177.6%	76.86%

*This schedule is intended to show information for 10 years. Additional years will be displayed as they become available.*

LAFAYETTE CITY-PARISH CONSOLIDATED GOVERNMENT  
Lafayette, Louisiana

Schedule of Employer Contributions  
For the Year Ended October 31, 2023

Plan	Contractually Required Contribution	Contributions in Relation to Contractually Required Contribution	Contribution Deficiency (Excess)	Employer's Covered Payroll	Contributions as a % of Covered Payroll
<b>MERS</b>					
2023	\$ 8,287,450	\$ 8,287,450	\$ -	\$ 28,093,051	29.50%
2022	8,899,871	8,899,871	-	30,169,054	29.50%
2021	10,134,797	10,134,797	-	34,355,244	29.50%
2020	10,111,812	10,111,812	-	35,688,748	28.33%
2019	8,796,690	8,796,690	-	33,090,997	26.58%
2018	8,039,472	8,039,472	-	31,944,922	25.17%
2017	7,467,805	7,467,805	-	31,443,389	23.75%
2016	6,421,364	6,421,364	-	30,699,748	20.92%
2015	5,639,211	5,639,211	-	28,552,967	19.75%
<b>MPERS</b>					
2023	6,202,581	6,202,581	-	19,297,633	32.14%
2022	5,656,366	5,656,366	-	18,698,731	30.25%
2021	6,211,149	6,211,149	-	19,160,357	32.42%
2020	6,032,216	6,032,216	-	18,325,719	32.92%
2019	5,045,142	5,045,142	-	15,603,532	32.33%
2018	4,713,932	4,713,932	-	15,084,582	31.25%
2017	4,781,555	4,781,555	-	15,219,804	31.42%
2016	4,628,660	4,628,660	-	15,301,355	30.25%
2015	4,565,299	4,565,299	-	14,806,375	30.83%
<b>FRS</b>					
2023	5,237,520	5,237,520	-	15,751,940	33.25%
2022	5,329,727	5,329,727	-	16,191,576	32.92%
2021	5,167,994	5,167,994	-	15,942,398	32.42%
2020	4,603,442	4,603,442	-	15,738,263	29.25%
2019	3,694,756	3,694,756	-	13,726,648	26.92%
2018	3,693,913	3,693,913	-	13,939,294	26.50%
2017	3,558,613	3,558,613	-	13,864,726	25.67%
2016	3,618,058	3,618,058	-	13,610,250	26.58%
2015	3,474,961	3,474,961	-	12,157,298	28.58%
<b>PERS</b>					
2023	4,430,009	4,430,009	-	38,521,817	11.50%
2022	4,121,839	4,121,839	-	35,456,680	11.63%
2021	3,919,259	3,919,259	-	31,993,951	12.25%
2020	3,612,064	3,612,064	-	29,790,219	12.13%
2019	3,634,303	3,634,303	-	31,602,635	11.50%
2018	3,695,915	3,695,915	-	31,679,271	11.67%
2017	4,182,651	4,182,651	-	33,239,611	12.58%
2016	4,473,091	4,473,091	-	33,759,177	13.25%
2015	5,161,225	5,161,225	-	34,991,356	14.75%

(continued)

*This schedule is intended to show information for 10 years. Additional years will be displayed as they become available.*

LAFAYETTE CITY-PARISH CONSOLIDATED GOVERNMENT  
Lafayette, Louisiana

Schedule of Employer Contributions (Continued)  
For the Year Ended October 31, 2023

Plan	Contractually Required Contribution	Contributions in Relation to Contractually Required Contribution	Contribution Deficiency (Excess)	Employer's Covered Payroll	Contributions as a % of Covered Payroll
<b>LASERS</b>					
2023	\$ 51,614	\$ 51,614	\$ -	\$ 115,296	44.77%
2022	7,873	7,873	-	17,866	44.07%
2021	52,845	52,845	-	123,374	42.83%
2020	82,149	82,149	-	193,595	42.43%
2019	84,783	84,783	-	207,462	40.87%
2018	83,133	83,133	-	207,314	40.10%
2017	79,523	79,523	-	205,486	38.70%
2016	77,526	77,526	-	203,658	38.07%
2015	81,170	81,170	-	201,082	40.37%
<b>ROVERS</b>					
2023	20,428	20,428	-	113,489	18.00%
2022	23,192	23,192	-	128,844	18.00%
2021	21,816	21,816	-	121,200	18.00%
2020	21,492	21,492	-	119,400	18.00%
2019	20,077	20,077	-	115,829	17.33%
2018	19,778	19,778	-	116,341	17.00%
2017	21,786	21,786	-	114,663	19.00%
2016	23,830	23,830	-	109,985	21.67%
2015	25,660	25,660	-	108,423	23.67%

*This schedule is intended to show information for 10 years. Additional years will be displayed as they become available.*

LAFAYETTE CITY-PARISH CONSOLIDATED GOVERNMENT  
Lafayette, Louisiana

Notes to the Required Supplementary Information

(1) Budget and Budgetary Accounting

The budgets for the General, Special Revenue, and Debt Service funds were prepared on the modified accrual basis of accounting, consistent with generally accepted accounting principles (GAAP). The Capital Projects Funds' budgets were prepared on a project basis and, therefore, are not presented. No budget is presented for the Sewer Assessment Bonds Funds because no expenditures were anticipated for these funds.

The Government follows the procedures detailed below in adopting its budget.

- a. At least 90 days prior to the beginning of each fiscal year, the Mayor-President submits to the City Council and Parish Council a proposed budget in the form required by the Home Rule Charter.
- b. A public hearing is conducted to obtain taxpayer comments and notice thereof is published in the official journal at least 10 days prior to such hearing. The notification includes the time and place of the public hearing in addition to a general summary of the proposed budget.
- c. Final adoption of the budget is required to be not later than the second-to-last regular meeting of the preceding fiscal year.
- d. The Mayor-President is authorized to transfer budgeted amounts within departments, except that no transfer can be made to or from any salary account, unless authorized by the appropriate Council(s) by ordinance. Any revisions which cause interdepartmental transfers or alter the total revenues or expenditures of any fund must likewise be approved by the appropriate Council(s).
- e. Formal budgetary integration is employed as a management control device during the year for all funds. No payment can be made or obligated against any appropriation unless the Mayor-President or his designee first certifies that sufficient unencumbered funds are or will be available to meet the obligation when it becomes due and payable. In practice, this has generally been interpreted (due to the flexibility for intradepartmental transfer of line item appropriations) to mean control at the departmental/fund level.
- f. Those budgets presented in the budgetary comparison schedules are adopted on a basis consistent with generally accepted accounting principles as applied to governmental units.
- g. Under the Charter, all appropriations, except for capital outlays, lapse at the close of the fiscal year to the extent that they have not been expended or encumbered. Appropriations for capital outlays lapse after completion of the project or abandonment. A capital outlay appropriation is deemed abandoned if three years pass without any disbursement or encumbrance of the appropriation.
- h. All budgeted amounts presented reflect the original budget and the final budget (which have been adjusted for legally authorized revisions during the year).

LAFAYETTE CITY-PARISH CONSOLIDATED GOVERNMENT  
Lafayette, Louisiana

Notes to the Required Supplementary Information

(2) Pension Plans

Changes of Assumptions – Changes of assumptions about future economic or demographic factors or of other inputs were recognized in pension expense using the straight-line amortization method over a closed period equal to the average of the expected remaining service lives of all employees that are provided with pensions through the pension plans. These assumptions include the rate of investment return, mortality of plan members, rate of salary increase, rates of retirement, rates of termination, rates of disability, and various other factors that have an impact on the cost of the plan.

(3) Other Postemployment Benefit Plans

Benefit Changes – There were no changes of benefit terms for the year ended October 31, 2023.

Changes of Assumptions – The discount rate increased from 4.27% to 4.16% for the year ended October 31, 2023.

There are no assets accumulated in a trust that meets the criteria of GASB codification P22.101 or P52.101 to pay related benefits for the OPEB plan.

(4) Excess Expenditures Over Appropriations

For the year ended October 31, 2023, the General Fund had actual expenditures over appropriations as follows:

	Final Budget	Actual	Excess
Debt service	\$ -	\$ 466,875	\$(466,875)
Capital outlay	2,111,853	2,150,280	(38,427)



# **Supplementary Information**

LAFAYETTE CITY-PARISH CONSOLIDATED GOVERNMENT  
Lafayette, Louisiana  
General Funds

Combining Balance Sheet  
October 31, 2023

	City	Parish	Total
<b>ASSETS</b>			
Cash and interest-bearing deposits	\$ 12,965,130	\$ 1,468,711	\$ 14,433,841
Investments	50,964,330	5,775,105	56,739,435
Accounts receivable, net	1,308,292	221,912	1,530,204
Accrued interest receivable	332,262	37,452	369,714
Due from other funds	5,334,022	877	5,334,899
Due from component units	74,658	29,613	104,271
Due from other governmental agencies	104,702	600,153	704,855
Prepaid expenses	4,041	-	4,041
Leases receivable, current	125,962	-	125,962
Leases receivable, long-term	154,346	-	154,346
Note receivable	1,525,671	-	1,525,671
Total assets	<u>\$ 72,893,416</u>	<u>\$ 8,133,823</u>	<u>\$ 81,027,239</u>
<b>LIABILITIES, DEFERRED INFLOWS OF RESOURCES AND FUND BALANCES</b>			
Liabilities:			
Accounts payable	\$ 984,617	\$ 391,852	\$ 1,376,469
Accrued salaries and benefits	2,299,305	88,198	2,387,503
Other payables	4,333,139	-	4,333,139
Due to other funds	1,759,630	282,705	2,042,335
Unearned revenue	5,625	-	5,625
Total liabilities	<u>9,382,316</u>	<u>762,755</u>	<u>10,145,071</u>
Deferred inflows of resources:			
Leases	259,237	-	259,237
Fund balances:			
Nonspendable:			
Prepaid items	4,041	-	4,041
Long-term receivables	1,680,017	-	1,680,017
Committed:			
Capital expenditures	-	1,766,673	1,766,673
Fire and police sustainability and resiliency	5,008,363	-	5,008,363
Unassigned	56,559,442	5,604,395	62,163,837
Total fund balances	<u>63,251,863</u>	<u>7,371,068</u>	<u>70,622,931</u>
Total liabilities, deferred inflows of resources and fund balances	<u>\$ 72,893,416</u>	<u>\$ 8,133,823</u>	<u>\$ 81,027,239</u>

LAFAYETTE CITY-PARISH CONSOLIDATED GOVERNMENT  
Lafayette, Louisiana  
General Funds

Combining Statement of Revenues, Expenditures, and Changes in Fund Balances  
For the Year Ended October 31, 2023

	<u>City</u>	<u>Parish</u>	<u>Total</u>
Revenues:			
Taxes -			
Ad valorem	\$ 24,819,845	\$ 4,556,620	\$ 29,376,465
Sales and use	36,558,645	6,990,643	43,549,288
Payments in lieu of taxes:			
Utilities System	25,432,565	-	25,432,565
Communications system	4,630,704	-	4,630,704
Other	3,162,404	1,089,744	4,252,148
Licenses and permits	2,829,628	569,871	3,399,499
Intergovernmental -			
State shared revenue	147,894	438,889	586,783
On-behalf payments	3,555,238	-	3,555,238
Other	-	617,963	617,963
Charges for services	8,814,547	948,156	9,762,703
Fines and forfeits	1,087,704	29,914	1,117,618
Investment earnings	4,171,587	1,496,179	5,667,766
Miscellaneous	674,786	7,144	681,930
Total revenues	<u>115,885,547</u>	<u>16,745,123</u>	<u>132,630,670</u>
Expenditures:			
Current -			
General government	19,157,247	6,485,334	25,642,581
Public safety	80,381,920	1,120,445	81,502,365
Public works	4,574,118	44,000	4,618,118
Health and welfare	-	41,826	41,826
Economic opportunity	1,163,212	37,290	1,200,502
Debt service	466,875	-	466,875
Capital outlay	565,756	1,584,524	2,150,280
Total expenditures	<u>106,309,128</u>	<u>9,313,419</u>	<u>115,622,547</u>
Excess of revenues over expenditures	<u>9,576,419</u>	<u>7,431,704</u>	<u>17,008,123</u>
Other financing sources (uses):			
Issuance of long-term debt	565,756	-	565,756
Transfers in	944,905	3,536	948,441
Transfers out	(16,356,826)	(959,910)	(17,316,736)
Internal transfers	3,321,139	(3,321,139)	-
Total other financing sources (uses)	<u>(11,525,026)</u>	<u>(4,277,513)</u>	<u>(15,802,539)</u>
Net change in fund balances	(1,948,607)	3,154,191	1,205,584
Fund balances, beginning, as restated	<u>65,200,470</u>	<u>4,216,877</u>	<u>69,417,347</u>
Fund balances, ending	<u>\$ 63,251,863</u>	<u>\$ 7,371,068</u>	<u>\$ 70,622,931</u>

LAFAYETTE CITY-PARISH CONSOLIDATED GOVERNMENT  
Lafayette, Louisiana  
General Fund - City of Lafayette

Budgetary Comparison Schedule  
For the Year Ended October 31, 2023  
With Comparative Actual Amounts for the Year Ended October 31, 2022

	2023			Variance with Final Budget Positive (Negative)	2022 Actual
	Original Budget	Final Budget	Actual		
<b>Revenues:</b>					
Taxes -					
Ad valorem	\$ 23,152,222	\$ 24,845,128	\$ 24,819,845	\$ (25,283)	\$ 25,079,275
Sales and use	35,445,573	36,319,299	36,558,645	239,346	35,569,900
Payments in lieu of taxes/imputed taxes:					
Utilities System	24,600,000	25,432,565	25,432,565	-	24,185,668
Communications System	4,050,000	4,050,000	4,630,704	580,704	719,930
Other	2,778,930	3,369,510	3,162,404	(207,106)	3,362,578
Licenses and permits	2,664,465	2,755,989	2,829,628	73,639	2,802,340
Intergovernmental -					
Federal grants	-	-	-	-	13,858
State shared revenue	145,140	136,664	147,894	11,230	129,333
On-behalf payments	3,555,238	3,555,238	3,555,238	-	3,182,974
Charges for services	9,059,023	9,108,623	8,814,547	(294,076)	9,025,588
Fines and forfeits	983,168	983,168	1,087,704	104,536	1,877,333
Investment earnings	300,367	2,365,823	4,171,587	1,805,764	(755,538)
Miscellaneous	623,677	1,329,569	674,786	(654,783)	752,544
<b>Total revenues</b>	<u>107,357,803</u>	<u>114,251,576</u>	<u>115,885,547</u>	<u>1,633,971</u>	<u>105,945,783</u>
<b>Expenditures:</b>					
Current -					
General government	20,765,209	25,903,014	19,157,247	6,745,767	19,445,286
Public safety	80,154,961	82,206,918	80,381,920	1,824,998	76,692,738
Public works	4,877,887	4,868,321	4,574,118	294,203	6,048,686
Economic opportunity	1,176,240	1,221,961	1,163,212	58,749	791,891
Debt service	-	-	466,875	(466,875)	3,993
Capital outlay	-	-	565,756	(565,756)	77,949
<b>Total expenditures</b>	<u>106,974,297</u>	<u>114,200,214</u>	<u>106,309,128</u>	<u>7,891,086</u>	<u>103,060,543</u>
<b>Excess of revenues     over expenditures</b>	<u>383,506</u>	<u>51,362</u>	<u>9,576,419</u>	<u>9,525,057</u>	<u>2,885,240</u>
<b>Other financing sources (uses):</b>					
Issuance of long-term debt	-	-	565,756	565,756	77,949
Transfers in	1,411,453	958,576	944,905	(13,671)	2,875,887
Transfers out	(9,567,378)	(25,520,570)	(16,356,826)	9,163,744	(10,434,516)
Internal transfers	3,837,379	4,379,133	3,321,139	(1,057,994)	3,711,440
<b>Total other financing     sources (uses)</b>	<u>(4,318,546)</u>	<u>(20,182,861)</u>	<u>(11,525,026)</u>	<u>8,657,835</u>	<u>(3,769,240)</u>
<b>Net change in fund balance</b>	<u>(3,935,040)</u>	<u>(20,131,499)</u>	<u>(1,948,607)</u>	<u>18,182,892</u>	<u>(884,000)</u>
Fund balance, beginning, as restated	<u>65,200,470</u>	<u>65,200,470</u>	<u>65,200,470</u>	<u>-</u>	<u>66,107,836</u>
Fund balance, ending	<u>\$ 61,265,430</u>	<u>\$ 45,068,971</u>	<u>\$ 63,251,863</u>	<u>\$ 18,182,892</u>	<u>\$ 65,223,836</u>

LAFAYETTE CITY-PARISH CONSOLIDATED GOVERNMENT  
Lafayette, Louisiana  
General Fund - City of Lafayette

Budgetary Comparison Schedule - Detail of Expenditures  
For the Year Ended October 31, 2023  
With Comparative Actual Amounts for the Year Ended October 31, 2022

	2023			Variance with Final Budget Positive (Negative)	2022 Actual
	Original Budget	Final Budget	Actual		
<b>Elected Officials:</b>					
City Council -					
Personnel costs	\$ 782,453	\$ 809,730	\$ 807,723	\$ 2,007	\$ 810,973
Materials and supplies	7,200	11,000	9,568	1,432	5,283
Printing and postage	18,828	18,078	12,464	5,614	8,246
Professional fees	283,402	283,402	270,974	12,428	265,792
Professional services	39,500	125,500	91,606	33,894	32,090
Publications and recording	47,302	47,302	28,659	18,643	31,098
Telephone	23,265	23,265	16,296	6,969	17,238
Tourist promotion	3,825	3,225	624	2,601	483
Training	900	900	275	625	465
Transportation	3,877	3,877	371	3,506	191
Travel and meetings	21,300	22,650	14,591	8,059	10,734
Uninsured losses	-	20,393	20,393	-	22,298
Vehicle subsidy leases	6,000	6,000	6,023	(23)	6,023
Other	5,455	16,255	12,056	4,199	1,933
Total City Council	<u>1,243,307</u>	<u>1,391,577</u>	<u>1,291,623</u>	<u>99,954</u>	<u>1,212,847</u>
Mayor-President's Office -					
Operations:					
Personnel costs	1,007,497	955,240	857,601	97,639	860,329
Transportation	5,000	5,300	3,332	1,968	5,970
Expense allowance	3,600	3,600	3,600	-	3,600
Materials and supplies	6,000	7,200	7,117	83	5,509
Travel and meetings	10,000	23,530	9,021	14,509	15,191
Telephone	12,600	15,200	8,701	6,499	8,084
Printing and postage	4,500	5,700	4,159	1,541	3,135
Vehicle subsidy leases	18,500	16,970	12,323	4,647	12,046
Professional services	3,000	36,000	25,854	10,146	3,510
Publications and recordings	1,000	1,000	319	681	105
Tourist promotion	5,700	4,742	883	3,859	125
Uninsured losses	5,227	7,021	7,021	-	61,515
Other	2,734	4,864	3,894	970	2,972
Total Mayor-President's Office - Operations	<u>1,085,358</u>	<u>1,086,367</u>	<u>943,825</u>	<u>142,542</u>	<u>982,091</u>
Chief Administrative Office -					
Administration and Emergency Operations:					
Personnel costs	398,562	355,741	356,559	(818)	351,714
Materials and supplies	1,600	1,600	1,002	598	1,414
Printing and postage	175	175	-	175	3
Professional services	25	25	-	25	-

(continued)

LAFAYETTE CITY-PARISH CONSOLIDATED GOVERNMENT  
Lafayette, Louisiana  
General Fund - City of Lafayette

Budgetary Comparison Schedule - Detail of Expenditures (Continued)  
For the Year Ended October 31, 2023  
With Comparative Actual Amounts for the Year Ended October 31, 2022

	2023			Variance with Final Budget Positive (Negative)	2022 Actual
	Original Budget	Final Budget	Actual		
Publications and recordings	100	100	-	100	-
Telephone and utilities	1,600	1,800	1,767	33	1,761
Transportation	250	250	231	19	117
Travel and meetings	3,500	3,300	1,267	2,033	1,385
Vehicle subsidy leases	6,000	6,000	6,023	(23)	6,023
	<u>411,812</u>	<u>368,991</u>	<u>366,849</u>	<u>2,142</u>	<u>362,417</u>
Human Resources:					
Personnel costs	649,872	649,872	591,840	58,032	638,524
Materials and supplies	11,745	11,720	5,420	6,300	5,238
Printing and postage	3,922	3,922	2,694	1,228	2,815
Professional services	182,421	182,421	119,887	62,534	103,800
Publications and recordings	150	150	-	150	-
Telephone and utilities	900	900	358	542	349
Training	8,184	8,184	-	8,184	-
Transportation	1,137	1,137	153	984	1,033
Uninsured losses	25,058	37,858	37,858	-	22,982
Other	1,864	1,889	450	1,439	450
	<u>885,253</u>	<u>898,053</u>	<u>758,660</u>	<u>139,393</u>	<u>775,191</u>
International Trade:					
Personnel costs	363,635	374,050	359,223	14,827	311,455
Materials and supplies	6,524	7,024	4,358	2,666	5,994
Printing and postage	1,700	1,700	1,255	445	1,248
Professional services	3,720	5,220	5,015	205	5,267
Telephone and utilities	20,020	20,220	17,257	2,963	20,403
Tourist promotion	9,950	2,950	976	1,974	8,201
Training	1,120	3	-	3	-
Transportation	1,532	1,532	93	1,439	1,343
Travel and meetings	14,950	11,768	10,804	964	8,952
Uninsured losses	-	854	854	-	-
Vehicle subsidy leases	6,000	6,000	6,023	(23)	6,023
Other	12,305	17,164	8,351	8,813	10,429
	<u>441,456</u>	<u>448,485</u>	<u>414,209</u>	<u>34,276</u>	<u>379,315</u>
Small Business Support Services:					
Personnel costs	60,656	60,656	26,628	34,028	14,433
Materials and supplies	43	43	-	43	-
Printing and postage	2,644	2,644	1,999	645	-
Publications and recordings	25	25	14	11	-
Telephone	180	180	18	162	18
Training	200	200	-	200	-
	<u>63,748</u>	<u>63,748</u>	<u>28,659</u>	<u>35,089</u>	<u>14,451</u>

(continued)

LAFAYETTE CITY-PARISH CONSOLIDATED GOVERNMENT  
Lafayette, Louisiana  
General Fund - City of Lafayette

Budgetary Comparison Schedule - Detail of Expenditures (Continued)  
For the Year Ended October 31, 2023  
With Comparative Actual Amounts for the Year Ended October 31, 2022

	2023			Variance with Final Budget Positive (Negative)	2022 Actual
	Original Budget	Final Budget	Actual		
Mailroom:					
Personnel costs	78,476	78,476	74,950	3,526	57,539
Materials and supplies	1,600	1,500	539	961	1,422
Printing and postage	2,082	2,182	1,696	486	1,797
Telephone	250	250	31	219	34
Transportation	5,000	5,000	-	5,000	4,935
Other	200	200	140	60	-
	<u>87,608</u>	<u>87,608</u>	<u>77,356</u>	<u>10,252</u>	<u>65,727</u>
Total Chief Administrative Office	<u>1,889,877</u>	<u>1,866,885</u>	<u>1,645,733</u>	<u>221,152</u>	<u>1,597,101</u>
Total Mayor-President's Office	<u>2,975,235</u>	<u>2,953,252</u>	<u>2,589,558</u>	<u>363,694</u>	<u>2,579,192</u>
City Court -					
Operations:					
Personnel costs	2,327,967	2,307,318	2,223,676	83,642	2,107,282
Materials and supplies	82,900	84,097	77,746	6,351	19,956
Printing and postage	51,060	48,960	43,244	5,716	12,573
Professional fees	56,000	62,100	56,073	6,027	-
Professional services	324,040	336,890	318,717	18,173	250,529
Telephone and utilities	11,200	11,983	10,020	1,963	6,979
Transportation	8,499	2,499	725	1,774	280
Travel and meetings	29,000	35,494	33,284	2,210	-
Uninsured losses	976	1,084	1,084	-	4,493
Utilities	57,200	66,200	63,973	2,227	61,996
Vehicle subsidy leases	12,000	18,000	17,000	1,000	-
Other	177,601	178,104	164,709	13,395	32,596
	<u>3,138,443</u>	<u>3,152,729</u>	<u>3,010,251</u>	<u>142,478</u>	<u>2,496,684</u>
City Marshal:					
Personnel costs	2,115,944	2,198,334	2,133,397	64,937	1,932,821
Telephone	900	900	607	293	606
Training	25,920	28,920	19,572	9,348	16,394
Transportation	108,000	149,200	146,045	3,155	173,801
Other	110,995	110,995	103,138	7,857	97,943
	<u>2,361,759</u>	<u>2,488,349</u>	<u>2,402,759</u>	<u>85,590</u>	<u>2,221,565</u>
Total City Court	<u>5,500,202</u>	<u>5,641,078</u>	<u>5,413,010</u>	<u>228,068</u>	<u>4,718,249</u>
Legal Department -					
Personnel costs	349,260	348,060	285,386	62,674	268,130
Materials and supplies	24,678	24,678	9,986	14,692	4,176
Printing and postage	4,190	4,390	1,413	2,977	2,834

(continued)

LAFAYETTE CITY-PARISH CONSOLIDATED GOVERNMENT  
Lafayette, Louisiana  
General Fund - City of Lafayette

Budgetary Comparison Schedule - Detail of Expenditures (Continued)  
For the Year Ended October 31, 2023  
With Comparative Actual Amounts for the Year Ended October 31, 2022

	2023			Variance with Final Budget Positive (Negative)	2022 Actual
	Original Budget	Final Budget	Actual		
Professional fees	1,800,000	1,800,000	1,770,891	29,109	1,795,916
Professional services	166,680	166,680	165,203	1,477	161,327
Telephone	680	1,680	664	1,016	142
Training	24	24	-	24	-
Transportation	400	400	-	400	-
Uninsured losses	-	8,784	8,784	-	-
Other	200	200	-	200	-
Total Legal Department	<u>2,346,112</u>	<u>2,354,896</u>	<u>2,242,327</u>	<u>112,569</u>	<u>2,232,525</u>
Total Elected Officials	<u>12,064,856</u>	<u>12,340,803</u>	<u>11,536,518</u>	<u>804,285</u>	<u>10,742,813</u>
<b>Office of Finance and Management:</b>					
Chief Financial Officer -					
Personnel costs	654,820	778,806	695,590	83,216	627,496
Materials and supplies	1,490	2,185	1,419	766	1,263
Printing and postage	414	414	7	407	126
Professional services	2,111	923	-	923	-
Publications and recordings	138	911	911	-	358
Telephone	2,500	2,500	2,225	275	3,290
Training	4,500	5,140	4,993	147	2,106
Travel and meetings	433	433	147	286	180
Uninsured losses	382	3,879	3,879	-	4,673
Vehicle subsidy leases	6,200	6,200	5,084	1,116	6,023
Other	1,775	1,775	1,760	15	2,435
	<u>674,763</u>	<u>803,166</u>	<u>716,015</u>	<u>87,151</u>	<u>647,950</u>
Accounting -					
Personnel costs	2,109,127	2,077,135	1,866,082	211,053	1,862,860
Materials and supplies	14,000	18,200	17,421	779	12,166
Printing and postage	19,958	29,658	27,404	2,254	31,762
Professional services	4,081	21,781	8,582	13,199	3,548
Telephone	1,530	1,930	1,844	86	1,663
Training	9,000	9,000	7,966	1,034	7,745
Transportation	900	900	70	830	1,521
Other	1,760	1,760	1,214	546	1,138
	<u>2,160,356</u>	<u>2,160,364</u>	<u>1,930,583</u>	<u>229,781</u>	<u>1,922,403</u>
Budget Management -					
Personnel costs	621,304	621,304	604,331	16,973	614,349
Materials and supplies	942	942	373	569	422
Printing and postage	4,225	4,225	3,839	386	3,476
Professional services	890	890	877	13	665
Telephone	180	180	179	1	169
Training	1,500	1,500	488	1,012	1,184
	<u>629,041</u>	<u>629,041</u>	<u>610,087</u>	<u>18,954</u>	<u>620,265</u>

(continued)



LAFAYETTE CITY-PARISH CONSOLIDATED GOVERNMENT  
Lafayette, Louisiana  
General Fund - City of Lafayette

Budgetary Comparison Schedule - Detail of Expenditures (Continued)  
For the Year Ended October 31, 2023  
With Comparative Actual Amounts for the Year Ended October 31, 2022

	2023			Variance with Final Budget Positive (Negative)	2022 Actual
	Original Budget	Final Budget	Actual		
Purchasing and					
Property Management -					
Personnel costs	750,624	750,624	663,626	86,998	642,907
Materials and supplies	6,500	6,500	6,226	274	6,384
Printing and postage	3,950	3,950	1,156	2,794	3,348
Telephone	2,700	2,700	2,168	532	2,568
Training	1,000	1,000	700	300	240
Transportation	1,500	1,500	29	1,471	616
Other	300	300	147	153	390
	<u>766,574</u>	<u>766,574</u>	<u>674,052</u>	<u>92,522</u>	<u>656,453</u>
Risk Management -					
Personnel costs	295,298	295,298	250,360	44,938	256,133
Materials and supplies	3,326	3,026	2,120	906	2,656
Printing and postage	2,402	2,702	2,540	162	3,207
Professional services	176,370	236,370	174,412	61,958	43,404
Telephone	3,060	3,060	2,771	289	3,059
Training	1,500	1,646	1,161	485	2,143
Transportation	6,000	6,000	3,101	2,899	6,271
Uninsured losses	5,079	6,281	6,281	-	3,412
Other	2,278	2,132	1,345	787	925
	<u>495,313</u>	<u>556,515</u>	<u>444,091</u>	<u>112,424</u>	<u>321,210</u>
General Accounts -					
External appropriations	1,478,065	1,478,065	1,341,762	136,303	908,574
MERS settlement	306,048	306,048	303,354	2,694	547,534
Printing and postage	46,245	46,245	1,609	44,636	831
Professional services	133,178	136,178	123,182	12,996	66,590
Utilities - street lighting	2,210,700	2,210,700	1,253,475	957,225	2,228,691
Other	50,606	50,606	72,997	(22,391)	41,825
Insurance and bonds	268,004	339,382	341,705	(2,323)	233,028
Group insurance - retirees	470,807	470,807	470,807	-	462,737
Election	68,000	65,000	25,855	39,145	13,151
Unemployment compensation	65,000	65,000	11,025	53,975	37,643
	<u>5,096,653</u>	<u>5,168,031</u>	<u>3,945,771</u>	<u>1,222,260</u>	<u>4,540,604</u>
Total Office of Finance and Management	<u>9,822,700</u>	<u>10,083,691</u>	<u>8,320,599</u>	<u>1,763,092</u>	<u>8,708,885</u>

(continued)

LAFAYETTE CITY-PARISH CONSOLIDATED GOVERNMENT  
Lafayette, Louisiana  
General Fund - City of Lafayette

Budgetary Comparison Schedule - Detail of Expenditures (Continued)  
For the Year Ended October 31, 2023  
With Comparative Actual Amounts for the Year Ended October 31, 2022

	2023			Variance with Final Budget Positive (Negative)	2022 Actual
	Original Budget	Final Budget	Actual		
<b>Department of Information Services and Technology:</b>					
Chief Information Officer:					
Personnel costs	3,272,071	3,231,626	2,939,653	291,973	3,027,797
Materials and supplies	13,775	13,775	10,311	3,464	12,285
Printing and postage	1,600	1,600	515	1,085	783
Professional services	1,296,377	5,988,489	2,052,711	3,935,778	2,043,152
Publications and recording	500	500	202	298	-
Telephone	541,924	619,924	539,382	80,542	491,994
Training	104,765	104,765	19,383	85,382	44,069
Travel and meetings	500	500	-	500	190
Vehicle subsidy leases	6,000	6,000	6,023	(23)	6,023
Maintenance	182,741	182,741	157,775	24,966	89,236
Other	12,233	9,233	-	9,233	14,262
	<u>5,432,486</u>	<u>10,159,153</u>	<u>5,725,955</u>	<u>4,433,198</u>	<u>5,729,791</u>
Communications:					
Personnel costs	199,103	199,103	171,625	27,478	142,687
Materials and supplies	300	210	82	128	39
Professional services	22,000	22,180	174	22,006	2,673
Telephone	90	90	67	23	71
Other	330	240	140	100	-
	<u>221,823</u>	<u>221,823</u>	<u>172,088</u>	<u>49,735</u>	<u>145,470</u>
Records Management:					
Personnel costs	120,294	120,294	120,448	(154)	118,767
Materials and supplies	500	500	102	398	52
Professional services	1,000	1,000	444	556	387
Telephone	100	100	6	94	2
Training	5,000	5,000	4,685	315	3,648
Transportation	200	200	-	200	-
Other	200	200	200	-	200
	<u>127,294</u>	<u>127,294</u>	<u>125,885</u>	<u>1,409</u>	<u>123,056</u>
Total Department of Information Services and Technology	<u>5,781,603</u>	<u>10,508,270</u>	<u>6,023,928</u>	<u>4,484,342</u>	<u>5,998,317</u>

(continued)

LAFAYETTE CITY-PARISH CONSOLIDATED GOVERNMENT  
Lafayette, Louisiana  
General Fund - City of Lafayette

Budgetary Comparison Schedule - Detail of Expenditures (Continued)  
For the Year Ended October 31, 2023  
With Comparative Actual Amounts for the Year Ended October 31, 2022

	2023			Variance with Final Budget Positive (Negative)	2022 Actual
	Original Budget	Final Budget	Actual		
<b>Police Department:</b>					
Personnel costs	35,147,835	34,602,188	33,905,303	696,885	32,259,014
Materials and supplies	601,266	603,250	530,945	72,305	534,733
Printing and postage	20,137	33,601	28,909	4,692	28,759
Professional services	1,005,600	1,066,100	915,663	150,437	944,013
Publications and recordings	450	450	-	450	-
Training	434,318	441,918	425,662	16,256	548,094
Transportation	1,500,000	1,976,285	2,079,726	(103,441)	2,090,747
Telephone and utilities	762,855	1,040,519	994,309	46,210	920,680
Travel and meetings	12,577	11,577	2,553	9,024	2,652
Uninsured losses	2,180,888	2,846,534	2,846,534	-	1,563,419
Maintenance	220,188	210,988	159,317	51,671	166,393
Vehicle subsidy leases	55,750	55,750	55,273	477	53,049
External appropriations	455,565	478,921	465,116	13,805	469,207
Other	119,860	168,707	106,741	61,966	84,408
Total Police Department	<u>42,517,289</u>	<u>43,536,788</u>	<u>42,516,051</u>	<u>1,020,737</u>	<u>39,665,168</u>
<b>Fire Department:</b>					
Personnel costs	27,947,208	28,267,612	27,854,837	412,775	27,694,204
Materials and supplies	242,494	274,531	229,561	44,970	190,986
Printing and postage	4,519	10,137	7,316	2,821	5,897
Professional services	91,867	93,732	80,577	13,155	89,526
Telephone and utilities	319,900	314,400	309,006	5,394	311,809
Tourist promotion	7,000	8,000	7,589	411	8,265
Training	60,000	93,048	83,155	9,893	71,980
Transportation	709,532	758,866	794,639	(35,773)	800,694
Travel and meetings	2,700	24,300	22,474	1,826	5,561
Uninsured losses	248,192	649,370	649,370	-	748,502
Maintenance	89,269	78,335	70,605	7,730	85,724
Other	68,677	101,825	101,403	422	63,648
Total Fire Department	<u>29,791,358</u>	<u>30,674,156</u>	<u>30,210,532</u>	<u>463,624</u>	<u>30,076,796</u>

(continued)

LAFAYETTE CITY-PARISH CONSOLIDATED GOVERNMENT  
Lafayette, Louisiana  
General Fund - City of Lafayette

Budgetary Comparison Schedule - Detail of Expenditures (Continued)  
For the Year Ended October 31, 2023  
With Comparative Actual Amounts for the Year Ended October 31, 2022

	2023			Variance with Final Budget Positive (Negative)	2022 Actual
	Original Budget	Final Budget	Actual		
<b>Public Works:</b>					
Facility Maintenance -					
Personnel costs	952,760	908,935	843,254	65,681	886,391
Materials and supplies	202,336	201,385	192,726	8,659	193,162
Printing and postage	825	750	690	60	661
Professional services	303,892	330,292	327,125	3,167	248,082
Telephone and utilities	402,000	473,000	436,566	36,434	479,723
Transportation	41,158	49,158	51,170	(2,012)	55,950
Maintenance	434,851	447,877	420,382	27,495	2,081,672
Uninsured losses	41,729	3,401	3,401	-	-
External appropriations	37,500	37,500	36,792	708	-
	<u>2,417,051</u>	<u>2,452,298</u>	<u>2,312,106</u>	<u>140,192</u>	<u>3,945,641</u>
Traffic and Transit -					
Personnel costs	1,744,180	1,671,500	1,553,283	118,217	1,490,653
Materials and supplies	19,732	20,232	17,376	2,856	19,326
Printing and postage	1,863	4,663	3,344	1,319	3,602
Professional services	16,857	20,457	19,033	1,424	38,473
Publications and recordings	150	150	-	150	-
Telephone and utilities	308,810	359,160	335,491	23,669	355,331
Training	14,260	13,760	11,338	2,422	9,771
Transportation	71,418	85,418	85,749	(331)	104,935
Maintenance	4,011	4,711	1,722	2,989	2,160
Uninsured losses	278,259	234,676	234,676	-	78,549
Other	1,296	1,296	-	1,296	245
	<u>2,460,836</u>	<u>2,416,023</u>	<u>2,262,012</u>	<u>154,011</u>	<u>2,103,045</u>
 Total Public Works	 <u>4,877,887</u>	 <u>4,868,321</u>	 <u>4,574,118</u>	 <u>294,203</u>	 <u>6,048,686</u>

(continued)

LAFAYETTE CITY-PARISH CONSOLIDATED GOVERNMENT  
Lafayette, Louisiana  
General Fund - City of Lafayette

Budgetary Comparison Schedule - Detail of Expenditures (Continued)  
For the Year Ended October 31, 2023  
With Comparative Actual Amounts for the Year Ended October 31, 2022

	2023			Variance with Final Budget Positive (Negative)	2022 Actual
	Original Budget	Final Budget	Actual		
<b>Community Development</b>					
<b>Department:</b>					
Administration -					
External appropriations	634,055	634,055	632,384	1,671	433,237
Personnel costs	-	-	-	-	133,373
Materials and supplies	-	-	-	-	7,513
Printing and postage	-	-	-	-	25
Telephone	-	-	-	-	42
Training	-	-	-	-	15
Uninsured losses	-	-	-	-	29,097
Other	-	-	5,051	(5,051)	2,753
	<u>634,055</u>	<u>634,055</u>	<u>637,435</u>	<u>(3,380)</u>	<u>606,055</u>
Senior Center -					
Personnel costs	203,357	200,857	168,226	32,631	97,671
Materials and supplies	8,728	9,428	7,129	2,299	567
Printing and postage	1,400	1,400	-	1,400	-
Professional services	5,909	5,409	4,123	1,286	2,279
Publications and recordings	784	784	601	183	475
Telephone and utilities	29,385	33,185	28,540	4,645	34,547
Training	2,993	2,493	2,175	318	237
Maintenance	12,506	11,506	8,342	3,164	3,356
Other	-	7,821	7,821	-	-
	<u>265,062</u>	<u>272,883</u>	<u>226,957</u>	<u>45,926</u>	<u>139,132</u>
Government and Business Relations -					
Personnel costs	236,155	273,791	265,784	8,007	46,318
Materials and supplies	917	937	933	4	300
Printing and postage	208	208	94	114	45
Professional services	200	200	-	200	-
Publications and recordings	125	125	82	43	26
Telephone and utilities	540	540	5	535	-
Training	442	422	17	405	15
Travel and meetings	1,854	1,854	-	1,854	-
Uninsured losses	28,247	31,905	31,905	-	-
Other	8,435	5,041	-	5,041	-
	<u>277,123</u>	<u>315,023</u>	<u>298,820</u>	<u>16,203</u>	<u>46,704</u>
 Total Community Development Department	 <u>1,176,240</u>	 <u>1,221,961</u>	 <u>1,163,212</u>	 <u>58,749</u>	 <u>791,891</u>

(continued)

LAFAYETTE CITY-PARISH CONSOLIDATED GOVERNMENT  
Lafayette, Louisiana  
General Fund - City of Lafayette

Budgetary Comparison Schedule - Detail of Expenditures (Continued)  
For the Year Ended October 31, 2023  
With Comparative Actual Amounts for the Year Ended October 31, 2022

	2023			Variance with Final Budget Positive (Negative)	2022 Actual
	Original Budget	Final Budget	Actual		
<b>Development and Planning:</b>					
Personnel costs	308,368	303,868	291,222	12,646	329,228
Materials and supplies	9,920	12,670	8,713	3,957	13,874
Printing and postage	4,024	7,624	6,087	1,537	4,425
Professional services	3,600	1,750	-	1,750	1,719
Telephone	1,500	1,500	1,292	208	1,310
Training	3,820	3,820	-	3,820	-
Transportation	1,500	1,500	550	950	591
	<u>332,732</u>	<u>332,732</u>	<u>307,864</u>	<u>24,868</u>	<u>351,147</u>
<b>Municipal Civil Service:</b>					
Personnel costs	569,923	576,783	572,111	4,672	548,545
Materials and supplies	1,423	1,423	1,199	224	1,290
Printing and postage	1,964	1,964	861	1,103	1,434
Professional fees	28,000	45,000	43,059	1,941	37,130
Professional services	700	700	261	439	130
Publications and recordings	500	500	-	500	-
Telephone	270	270	140	130	138
Transportation	300	300	21	279	208
Travel and meetings	129	129	-	129	-
Vehicle subsidy leases	6,000	6,000	6,023	(23)	6,023
Maintenance	173	173	-	173	-
Other	250	250	-	250	-
	<u>609,632</u>	<u>633,492</u>	<u>623,675</u>	<u>9,817</u>	<u>594,898</u>
<b>Debt Service:</b>					
Principal	-	-	436,037	(436,037)	1,636
Interest	-	-	30,838	(30,838)	2,357
	<u>-</u>	<u>-</u>	<u>466,875</u>	<u>(466,875)</u>	<u>3,993</u>
<b>Capital Outlay</b>	<u>-</u>	<u>-</u>	<u>565,756</u>	<u>(565,756)</u>	<u>77,949</u>
Total expenditures	<u>\$ 106,974,297</u>	<u>\$ 114,200,214</u>	<u>\$ 106,309,128</u>	<u>\$ 7,891,086</u>	<u>\$ 103,060,543</u>



Lafayette

CONSOLIDATED GOVERNMENT

LAFAYETTE CITY-PARISH CONSOLIDATED GOVERNMENT  
Lafayette, Louisiana  
General Fund - Lafayette Parish

Budgetary Comparison Schedule  
For the Year Ended October 31, 2023  
With Comparative Actual Amounts for the Year Ended October 31, 2023

	2023			Variance with Final Budget Positive (Negative)	2022 Actual
	Original Budget	Final Budget	Actual		
<b>Revenues:</b>					
Taxes -					
Ad valorem	\$ 4,150,674	\$ 4,553,969	\$ 4,556,620	\$ 2,651	\$ 4,216,117
Sales and use	6,616,313	7,014,079	6,990,643	(23,436)	7,057,164
Other	1,067,139	1,134,737	1,089,744	(44,993)	1,239,331
Licenses and permits	522,367	569,953	569,871	(82)	577,609
Intergovernmental -					
State shared revenue	287,018	449,413	438,889	(10,524)	403,701
Other	495,373	810,239	617,963	(192,276)	143,967
Charges for services	989,052	950,856	948,156	(2,700)	861,461
Fines and forfeits	25,091	25,091	29,914	4,823	17,236
Investment earnings	6,802	849,479	1,496,179	646,700	(315,580)
Miscellaneous	1,144	1,144	7,144	6,000	11,847
Total revenues	<u>14,160,973</u>	<u>16,358,960</u>	<u>16,745,123</u>	<u>386,163</u>	<u>14,212,853</u>
<b>Expenditures:</b>					
Current -					
General government	7,016,763	7,098,527	6,485,334	613,193	5,987,570
Public safety	2,731,934	2,147,109	1,120,445	1,026,664	1,078,518
Public works	40,000	51,000	44,000	7,000	69,000
Culture and recreation	-	38,136	-	38,136	-
Health and welfare	41,827	41,827	41,826	1	41,826
Economic opportunity	62,349	62,349	37,290	25,059	59,281
Capital outlay	2,403,550	2,111,853	1,584,524	527,329	-
Total expenditures	<u>12,296,423</u>	<u>11,550,801</u>	<u>9,313,419</u>	<u>2,237,382</u>	<u>7,236,195</u>
Excess of revenues over expenditures	<u>1,864,550</u>	<u>4,808,159</u>	<u>7,431,704</u>	<u>2,623,545</u>	<u>6,976,658</u>
<b>Other financing sources (uses):</b>					
Transfers in	-	(6,660)	3,536	10,196	99,051
Transfers out	(1,409,722)	(1,532,486)	(959,910)	572,576	(3,379,868)
Internal transfers	(3,837,379)	(4,379,133)	(3,321,139)	1,057,994	(3,711,440)
Total other financing sources (uses)	<u>(5,247,101)</u>	<u>(5,918,279)</u>	<u>(4,277,513)</u>	<u>1,640,766</u>	<u>(6,992,257)</u>
Net change in fund balance	<u>(3,382,551)</u>	<u>(1,110,120)</u>	<u>3,154,191</u>	<u>4,264,311</u>	<u>(15,599)</u>
Fund balance, beginning	<u>4,216,877</u>	<u>4,216,877</u>	<u>4,216,877</u>	<u>-</u>	<u>4,232,476</u>
Fund balance, ending	<u>\$ 834,326</u>	<u>\$ 3,106,757</u>	<u>\$ 7,371,068</u>	<u>\$ 4,264,311</u>	<u>\$ 4,216,877</u>



LAFAYETTE CITY-PARISH CONSOLIDATED GOVERNMENT  
Lafayette, Louisiana  
General Fund - Lafayette Parish

Budgetary Comparison Schedule - Detail of Expenditures  
For the Year Ended October 31, 2023  
With Comparative Actual Amounts for the Year Ended October 31, 2022

	2023			Variance with Final Budget Positive (Negative)	2022 Actual
	Original Budget	Final Budget	Actual		
<b>Elected Officials:</b>					
Parish Council -					
General government -					
Personnel costs	\$ 161,944	\$ 161,944	\$ 162,328	\$ (384)	\$ 160,745
Materials and supplies	2,000	2,000	1,102	898	100
Printing and postage	11,675	11,275	5,383	5,892	2,873
Professional fees	-	-	-	-	7,460
Professional services	39,740	22,880	16,882	5,998	-
Publication and recording	38,825	38,825	17,685	21,140	19,293
Telephone	6,000	6,000	1,043	4,957	792
Tourist promotion	2,200	1,800	-	1,800	-
Transportation	2,500	2,100	-	2,100	-
Travel and meetings	5,900	7,100	6,506	594	3,085
	<u>270,784</u>	<u>253,924</u>	<u>210,929</u>	<u>42,995</u>	<u>194,348</u>
District Courts Judges -					
General government -					
Personnel costs	1,313,845	1,308,347	1,304,421	3,926	1,283,657
Printing and postage	4,100	4,900	4,873	27	4,488
Professional services	166,800	166,800	120,429	46,371	131,577
Repairs and maintenance	6,500	5,700	307	5,393	6,500
Uninsured losses	-	-	-	-	1,091
External appropriations	328,476	328,476	346,255	(17,779)	264,008
Other	11,700	11,700	6,493	5,207	3,915
	<u>1,831,421</u>	<u>1,825,923</u>	<u>1,782,778</u>	<u>43,145</u>	<u>1,695,236</u>
District Attorney -					
General government:					
Personnel costs	565,618	569,646	525,542	44,104	635,598
Other	17,340	2,494	2,494	-	1,511
	<u>582,958</u>	<u>572,140</u>	<u>528,036</u>	<u>44,104</u>	<u>637,109</u>
Justice of the Peace and Constables -					
General government:					
Personnel costs	215,675	215,995	214,906	1,089	176,741
Training	12,000	12,000	6,608	5,392	2,332
Materials and supplies	608	608	-	608	-
	<u>228,283</u>	<u>228,603</u>	<u>221,514</u>	<u>7,089</u>	<u>179,073</u>

(continued)

LAFAYETTE CITY-PARISH CONSOLIDATED GOVERNMENT  
Lafayette, Louisiana  
General Fund - Lafayette Parish

Budgetary Comparison Schedule - Detail of Expenditures (Continued)  
For the Year Ended October 31, 2023  
With Comparative Actual Amounts for the Year Ended October 31, 2022

	2023			Variance with Final Budget Positive (Negative)	2022 Actual
	Original Budget	Final Budget	Actual		
Registrar of Voters -					
General government:					
Personnel costs	185,127	162,128	143,931	18,197	159,246
Materials and supplies	48,615	75,306	4,848	70,458	5,255
Printing and postage	26,752	117,458	116,017	1,441	11,038
Professional services	3,884	4,134	4,125	9	1,101
Telephone	7,404	7,404	7,272	132	7,648
Training	5,351	5,351	6,954	(1,603)	4,361
Transportation	138	138	-	138	-
Vehicle subsidy leases	5,400	5,400	5,360	40	5,360
Maintenance	1,590	1,590	1,469	121	-
Other	50,780	50,780	2,166	48,614	8,557
	<u>335,041</u>	<u>429,689</u>	<u>292,142</u>	<u>137,547</u>	<u>202,566</u>
 Total Elected Officials	 <u>3,248,487</u>	 <u>3,310,279</u>	 <u>3,035,399</u>	 <u>274,880</u>	 <u>2,908,332</u>
 <b>Office of Finance and Management:</b>					
General Accounts -					
General government:					
Personnel costs	52,312	52,312	52,312	-	33,859
Printing and postage	795	795	-	795	-
Professional services	391,000	391,000	235,067	155,933	-
Publication and recording	10,400	10,400	8,084	2,316	8,171
Tourist promotion	21,425	21,425	15,000	6,425	-
Other	178,086	178,086	119,669	58,417	105,945
MERS settlement	78,432	78,432	77,742	690	140,673
External appropriations	2,650,076	2,662,181	2,571,350	90,831	2,404,319
Dues and subscriptions	17,000	17,000	12,250	4,750	21,114
Charges for collection	200,556	208,423	204,463	3,960	193,201
Street lighting	40,000	40,000	31,681	8,319	47,722
Public safety -					
Office of Emergency					
Preparedness	73,000	73,000	43,387	29,613	71,172
Contractual services - sheriff	45,000	45,000	37,944	7,056	41,072
Health and welfare -					
Parish Service Officer	41,827	41,827	41,826	1	41,826
Total Office of Finance and Management	<u>3,799,909</u>	<u>3,819,881</u>	<u>3,450,775</u>	<u>369,106</u>	<u>3,109,074</u>

(continued)

LAFAYETTE CITY-PARISH CONSOLIDATED GOVERNMENT  
Lafayette, Louisiana  
General Fund - Lafayette Parish

Budgetary Comparison Schedule - Detail of Expenditures (Continued)  
For the Year Ended October 31, 2023  
With Comparative Actual Amounts for the Year Ended October 31, 2022

	2023			Variance with Final Budget Positive (Negative)	2022 Actual
	Original Budget	Final Budget	Actual		
<b>Parishwide Fire Protection:</b>					
PFP PS - other	2,200,000	1,358,372	368,378	989,994	186,628
2% fire insurance rebate -					
Milton	38,633	62,312	62,311	1	72,353
Judice	39,494	63,718	63,718	-	73,991
Carencro	82,219	133,505	133,505	-	155,256
Duson	12,893	20,425	20,425	-	23,619
Scott	85,040	138,113	138,113	-	160,621
Broussard	62,413	101,154	101,154	-	117,584
Youngsville	93,242	151,510	151,510	-	176,222
Total Parishwide Fire Protection	<u>2,613,934</u>	<u>2,029,109</u>	<u>1,039,114</u>	<u>989,995</u>	<u>966,274</u>
<b>Department of Public Works:</b>					
Planning -					
Materials and supplies	-	11,000	4,000	7,000	49,000
Other	40,000	40,000	40,000	-	20,000
Total Public Works	<u>40,000</u>	<u>51,000</u>	<u>44,000</u>	<u>7,000</u>	<u>69,000</u>
<b>Parks and Recreation Department:</b>					
Operations and Maintenance -					
Culture and recreation:					
Equipment purchases	-	38,136	-	38,136	-
<b>Community Development Department:</b>					
Federal Programs Administration -					
Economic opportunity:					
Personnel costs	60,869	60,869	36,424	24,445	58,735
Materials and supplies	570	570	567	3	462
Printing and postage	310	260	110	150	57
Publication and recording	100	200	179	21	-
Training	100	100	-	100	-
Travel and meetings	200	150	-	150	-
Telephone	200	200	10	190	27
Total Community Development Department	<u>62,349</u>	<u>62,349</u>	<u>37,290</u>	<u>25,059</u>	<u>59,281</u>

(continued)

LAFAYETTE CITY-PARISH CONSOLIDATED GOVERNMENT  
Lafayette, Louisiana  
General Fund - Lafayette Parish

Budgetary Comparison Schedule - Detail of Expenditures (Continued)  
For the Year Ended October 31, 2023  
With Comparative Actual Amounts for the Year Ended October 31, 2022

	2023			Variance with Final Budget Positive (Negative)	2022 Actual
	Original Budget	Final Budget	Actual		
<b>Others:</b>					
County Agent -					
General government:					
Materials and supplies	3,050	3,050	3,049	1	3,188
Printing and postage	2,914	2,914	1,037	1,877	1,037
Telephone	12,500	12,500	9,182	3,318	9,182
Transportation	2,871	2,871	2,302	569	2,945
Maintenance	109	109	-	109	-
External appropriations	<u>106,750</u>	<u>106,750</u>	<u>106,747</u>	<u>3</u>	<u>107,882</u>
Total Others	<u>128,194</u>	<u>128,194</u>	<u>122,317</u>	<u>5,877</u>	<u>124,234</u>
<b>Capital Outlay</b>	<u>2,403,550</u>	<u>2,111,853</u>	<u>1,584,524</u>	<u>527,329</u>	<u>-</u>
Total expenditures	<u>\$ 12,296,423</u>	<u>\$ 11,550,801</u>	<u>\$ 9,313,419</u>	<u>\$ 2,237,382</u>	<u>\$ 7,236,195</u>

LAFAYETTE CITY-PARISH CONSOLIDATED GOVERNMENT  
Lafayette, Louisiana  
Nonmajor Governmental Funds

Combining Balance Sheet - By Fund Type  
October 31, 2023  
With Comparative Totals for October 31, 2022

	Special Revenue Funds	Debt Service Funds	Capital Projects Funds	Totals	
				2023	2022
<b>ASSETS</b>					
Cash and interest-bearing deposits	\$ 28,971,082	\$ 11,087,522	\$ 5,096,171	\$ 45,154,775	\$ 41,468,847
Investments	70,365,240	19,598,611	20,038,432	110,002,283	127,724,332
Accounts receivable, net	498,745	-	-	498,745	1,141,418
Loans receivable	2,350,249	-	-	2,350,249	2,521,537
Allowance for uncollectible loans	(324,604)	-	-	(324,604)	(220,179)
Assessments receivable	-	25,786	-	25,786	25,786
Accrued interest receivable	470,172	175,944	129,949	776,065	565,431
Due from other funds	8,004,238	2,334,854	5,034,011	15,373,103	3,263,664
Due from other governmental agencies	42,275,815	-	-	42,275,815	38,806,875
Leases receivable, current	207,071	-	-	207,071	80,254
Leases receivable, long-term	785,658	-	-	785,658	718,827
Inventories, at cost	25,328	-	-	25,328	30,574
Prepaid items	158,893	-	-	158,893	232,276
Total assets	<u>\$ 153,787,887</u>	<u>\$ 33,222,717</u>	<u>\$ 30,298,563</u>	<u>\$ 217,309,167</u>	<u>\$ 216,359,642</u>
<b>LIABILITIES, DEFERRED INFLOWS OF RESOURCES AND FUND BALANCES</b>					
Liabilities:					
Cash overdraft	\$ 20,547,744	\$ -	\$ -	\$ 20,547,744	\$ 25,980,204
Accounts payable	10,430,110	-	-	10,430,110	4,660,052
Accrued salaries and benefits	1,138,422	-	-	1,138,422	973,239
Contracts payable	-	-	1,432,135	1,432,135	2,044,042
Retainage payable	1,500,779	-	397,512	1,898,291	3,009,966
Other payables	87,000	-	-	87,000	368,958
Due to other funds	17,541,800	4,739,858	-	22,281,658	13,794,036
Due to other governmental agencies	949,529	-	-	949,529	839
Unearned revenue	1,513,061	-	-	1,513,061	5,865,072
Total liabilities	<u>53,708,445</u>	<u>4,739,858</u>	<u>1,829,647</u>	<u>60,277,950</u>	<u>56,696,408</u>
Deferred inflows of resources - leases	1,025,688	-	-	1,025,688	873,335
Fund balances:					
Nonspendable -					
Inventories	25,328	-	-	25,328	30,574
Prepaid items	158,893	-	-	158,893	214,372
Restricted -					
Capital expenditures	46,233,194	-	28,468,916	74,702,110	79,740,419
Debt service	-	28,482,859	-	28,482,859	30,204,324
Operations and maintenance	48,436,340	-	-	48,436,340	45,781,531
Purpose of grantors and donors	4,186,084	-	-	4,186,084	2,805,181
Committed -					
Operations and maintenance	13,915	-	-	13,915	13,498
Total fund balances	<u>99,053,754</u>	<u>28,482,859</u>	<u>28,468,916</u>	<u>156,005,529</u>	<u>158,789,899</u>
Total liabilities, deferred inflows of resources and fund balances	<u>\$ 153,787,887</u>	<u>\$ 33,222,717</u>	<u>\$ 30,298,563</u>	<u>\$ 217,309,167</u>	<u>\$ 216,359,642</u>

LAFAYETTE CITY-PARISH CONSOLIDATED GOVERNMENT  
Lafayette, Louisiana  
Nonmajor Governmental Funds

Combining Statement of Revenues, Expenditures, and Changes in Fund Balances  
For the Year Ended October 31, 2023  
With Comparative Actual Amounts for the Year Ended October 31, 2022

	Special Revenue Funds	Debt Service Funds	Capital Projects Funds	Totals	
				2023	2022
<b>Revenues:</b>					
Taxes -					
Ad valorem	\$ 59,348,969	\$ 4,432,140	\$ -	\$ 63,781,109	\$ 56,732,162
Sales and use	3,582,496	23,663,602	-	27,246,098	28,447,591
Licenses and permits	3,354,299	-	-	3,354,299	3,216,649
Intergovernmental -					
Federal grants	15,972,153	-	-	15,972,153	22,337,314
State funds:					
Parish transportation funds	1,859,837	-	-	1,859,837	1,595,612
State shared revenue	1,113,219	-	-	1,113,219	1,413,250
Grants	16,382,198	-	-	16,382,198	40,255,009
Other	2,308,161	-	-	2,308,161	16,534,566
Charges for services	8,837,484	-	-	8,837,484	8,378,070
Fines and forfeits	939,286	-	-	939,286	825,822
Investment earnings	4,570,942	1,237,850	1,274,443	7,083,235	(1,000,776)
Miscellaneous	672,075	-	-	672,075	477,758
Total revenues	<u>118,941,119</u>	<u>29,333,592</u>	<u>1,274,443</u>	<u>149,549,154</u>	<u>179,213,027</u>
<b>Expenditures:</b>					
Current -					
General government	16,382,406	159,955	207,641	16,750,002	16,197,214
Public safety	14,205,010	-	-	14,205,010	15,392,008
Public works	21,635,119	-	-	21,635,119	23,016,720
Urban redevelopment and housing	5,303,308	-	-	5,303,308	16,950,252
Culture and recreation	22,953,146	-	-	22,953,146	22,625,213
Health and welfare	1,568,415	-	-	1,568,415	1,163,279
Economic opportunity	7,146	-	-	7,146	182,800
Economic development and assistance	2,844,002	-	-	2,844,002	1,784,783
Debt service -					
Principal retirement	45,461	23,020,000	-	23,065,461	19,746,220
Interest and fiscal charges	5,438	9,259,304	-	9,264,742	10,181,995
Capital outlay	31,110,970	-	9,547,383	40,658,353	86,826,450
Total expenditures	<u>116,060,421</u>	<u>32,439,259</u>	<u>9,755,024</u>	<u>158,254,704</u>	<u>214,066,934</u>
Excess (deficiency) of revenues over expenditures	<u>2,880,698</u>	<u>(3,105,667)</u>	<u>(8,480,581)</u>	<u>(8,705,550)</u>	<u>(34,853,907)</u>
<b>Other financing sources (uses):</b>					
Transfers in	20,032,684	3,939,498	4,999,999	28,972,181	26,170,507
Transfers out	(20,400,011)	(2,555,296)	(113,909)	(23,069,216)	(16,434,782)
Total other financing sources (uses)	<u>(367,327)</u>	<u>1,384,202</u>	<u>4,886,090</u>	<u>5,902,965</u>	<u>9,735,725</u>
Net change in fund balances	2,513,371	(1,721,465)	(3,594,491)	(2,802,585)	(25,118,182)
Fund balances, beginning, as restated	<u>96,540,383</u>	<u>30,204,324</u>	<u>32,063,407</u>	<u>158,808,114</u>	<u>183,908,081</u>
Fund balances, ending	<u>\$ 99,053,754</u>	<u>\$ 28,482,859</u>	<u>\$ 28,468,916</u>	<u>\$ 156,005,529</u>	<u>\$ 158,789,899</u>



Lafayette

CONSOLIDATED GOVERNMENT

**Nonmajor  
Special Revenue Funds**



## Nonmajor Governmental Funds

### Special Revenue Funds

Special Revenue funds account for and report the proceeds of specific revenue sources that are legally restricted for specific purposes other than debt service or capital projects.

**City Street, Road & Alley Fund** – this fund accounts for proceeds of ad valorem taxes assessed by the City and any interest earned on these funds to cover the costs of maintaining and improving the roads and bridges in the City.

**Road and Bridge Maintenance** - this fund accounts for proceeds of ad valorem taxes assessed by the Parish, State's Parish Transportation funds, state shared revenue, and any interest earned on these funds to cover the costs of maintaining and improving the roads and bridges in the City and the Parish.

**Parishwide Drainage Maintenance** - this fund accounts for proceeds of ad valorem taxes assessed by the Parish, state shared revenue, and interest earned on these funds to cover the costs of improving and maintaining drainage throughout Lafayette Parish.

**Adult Correctional Facility Maintenance** - this fund accounts for proceeds of ad valorem taxes, state shared revenue, and interest earned on these funds to cover the costs of operating and maintaining the Adult Correctional Facility in the Parish.

**Courthouse and Jail Maintenance** - this fund accounts for proceeds of ad valorem taxes assessed by the Parish, state shared revenue, and interest earned on these funds. These revenues are dedicated to the courthouse and jail in the Parish for operations and maintenance costs.

**Juvenile Detention Home Maintenance** - this fund accounts for ad valorem taxes assessed by the Parish, collection and disbursement of various federal and state grants, state shared revenue, charges for services, and any interest earned on these funds. Revenues are dedicated to covering the cost of operating, improving, and maintaining the Juvenile Detention Home.

**Combined Public Health** - this fund accounts for ad valorem taxes assessed by the Parish, collection and disbursement of those taxes to funds dedicated to operating and maintaining the Health Unit, Animal Shelter and Care Center, Coroner, and Mosquito Abatement and Control.

**Health Unit Maintenance** – this fund is dedicated to operating and maintaining the Health Unit. Funding is provided by ad valorem taxes assessed by the Parish through the Combined Public Health millage.

**Mosquito Abatement and Control** – this fund is dedicated for the purpose of controlling mosquitoes and other arthropods. Funding is provided by ad valorem taxes assessed by the Parish through the Combined Public Health millage.

**Storm Water Management** – this fund accounts for proceeds of ad valorem taxes assessed by the Parish to cover the cost of improving and maintaining flood prone drainage areas.

**Cultural Economy** – this fund accounts for proceeds of ad valorem taxes assessed by the Parish to grow the economy through Culture, Recreation, Entertainment, Arts, Tourism, and Economy.

## **Nonmajor Governmental Funds**

### **Special Revenue Funds (Continued)**

**Parishwide Street, Drainage, and Bridge** – this fund is used for the purposes of construction, improvement, operation, and maintenance of road, bridges, and drainage throughout Lafayette Parish. The funding is provided by an \$8 million library millage rededication approved by the voters in 2019.

**Parishwide Parks & Recreation** – this fund is used for the purposes of construction, improvement, operation, and maintenance of parks and recreation facilities throughout Lafayette Parish. The funding is provided by an \$2 million library millage rededication approved by the voters in 2019.

**Parishwide Fire Protection** – this fund is used for the purposes of improvement and operation of volunteer fire departments and fire protection throughout Lafayette Parish. The funding is provided by rededications of the Parishwide Combined Public Health Millage approved by the voters.

**Lafayette Parish Public Library** - this fund accounts for proceeds of ad valorem taxes assessed by the Parish, state shared revenue, and revenues from services provided by the Library. These revenues are to cover the cost of operating and maintaining all branches of the Lafayette Parish Public Library.

**Municipal Transit System** - this fund accounts for the activities necessary to provide bus service for the residents of the City.

**City Recreation and Parks** – this fund is funded primarily from a transfer of City general governmental funds and ad valorem taxes assessed by the City. These proceeds are used for the purpose of maintaining and operating recreation programs in the City.

**Golf Courses** - this fund is used to account for the operations of the City's three golf courses. The fund's operations are financed by green fees, golf equipment rentals, memberships, and tournament fees.

**Natural History Museum and Planetarium** - this fund is used to account for revenues from ticket sales, facility rentals, and other services provided to cover the costs of operating and maintaining the museum and planetarium.

**Heymann Performing Arts Center** - these funds are used to account for all proceeds from ticket sales and facility rental fees at the Heymann Performing Arts Center. The proceeds of these sales go toward operating and maintaining the facility.

**Animal Shelter and Care Center** – this fund is dedicated for the purpose of operating and maintaining the Animal Shelter and Care Center in Lafayette Parish. The Animal Shelter and Care Center ensures the humane treatment of animals through in-house vaccinations as well as a spay/neuter program. Funding is provided by ad valorem taxes assessed by the Parish through the Combined Public Health millage.

**Buchanan Parking Garage** – this fund is used to account for parking revenues generated by the Buchanan Parking Garage belonging to the Parish and used to promote improved parking facilities.

**Parking Program** - this fund is used to account for parking revenues to promote improved parking facilities.

## **Nonmajor Governmental Funds**

### **Special Revenue Funds (Continued)**

**Codes and Permits** - this fund is used to account for the revenues from permits and other services provided by the Codes Division to cover the costs of operating and maintaining the Community Development and Planning Department.

**Coroner's Expense** - this fund accounts for revenues from services provided by the Coroner's office. Proceeds from these services are dedicated to covering the costs of operating and maintaining the Coroner's office in Lafayette Parish.

**War Memorial** - this fund is used to account for the operating subsidy from the Parish General Fund for operating and maintaining the War Memorial Building.

**Criminal Court** - this fund is used to account for deposited fines and forfeitures to be used and paid for specific and specified expenses generally related to the Judges of the 15<sup>th</sup> Judicial District and the Office of the District Attorney, upon a motion by the District Attorney and order of the District Court. One half of any surplus remaining in the fund on December 31<sup>st</sup> of each year shall be transferred to the Parish General Fund.

**Justice Department Federal Equitable Sharing** - this fund accounts for the cash proceeds received from seizures and forfeitures, as well as any interest earned on these funds. These funds are dedicated to public safety.

**Traffic Safety** - this fund accounts for the photo enforcement program for ticket fees collected by a third party administrator for Lafayette Consolidated Government.

**Opioid Settlement** – this fund accounts for activities related to the prevention and treatment of opioid addiction.

**Narcotics Seized/Forfeited Property** - these funds account for the cash proceeds received from federal and state narcotic seizures and forfeitures, as well as any interest earned on these funds.

**1961 Sales Tax Trust** - this fund is used to account for the 1% sales and use tax levied by the City of Lafayette. These revenues are dedicated to capital improvements, the general fund, and debt service.

**1985 Sales Tax Trust** - this fund is used to account for the 1% sales and use tax levied by the City of Lafayette. These revenues are dedicated to capital improvements, the general fund, and debt service.

**TIF Sales Tax Trusts** - this fund is used to account for sales and use tax levied by the City of Lafayette. These revenues are dedicated to redevelopment, infrastructure, and other community-improvement projects in the defined district.

**Downtown Lafayette EDD** - this fund is used to account for sales and use tax levied by the Downtown Lafayette Economic Development District. These revenues are dedicated for the acquisition, design, development, and construction of various multi-phased projects designed to encourage economic development within the Downtown Lafayette Economic Development District.

## **Nonmajor Governmental Funds**

### **Special Revenue Funds (Continued)**

**University Gateway EDD** - this fund is used to account for sales and use tax levied by the University Gateway Economic Development District. These revenues are dedicated for the acquisition, design, development, and construction of various multi-phased projects designed to encourage economic development within the University Gateway Economic Development District.

**Trappey EDD** - this fund is used to account for sales and use tax levied by the Trappey Economic Development District. These revenues are dedicated for the acquisition, design, development, and construction of various multi-phased projects designed to encourage economic development within the Trappey Economic Development District.

**Northway EDD** - this fund is used to account for sales and use tax levied by the Northway Economic Development District. These revenues are dedicated for the acquisition, design, development, and construction of various multi-phased projects designed to encourage economic development within the Northway Economic Development District.

**Holy Rosary Institute EDD** - this fund is used to account for sales and use tax levied by the Holy Rosary Institute Economic Development District. These revenues are dedicated for the acquisition, design, development, and construction of various multi-phased projects designed to encourage economic development within the Holy Rosary Institute Economic Development District.

**Community Development Grants** - these funds are to accounts for the collection and disbursement of various federal and state grants administered by the Community Development & Planning Department. These grants go toward programs to increase opportunities, assist in the creation of employment, and improving and restoring housing in Lafayette Parish.

**Federal Transportation and Planning Grants** - these funds are to account for the collection and disbursement of various federal and state grants administered by the Public Works Department. These funds are used to cover the costs of planning, operating, improving, and maintaining buses, Interstate 49, other state and local roadways, sidewalks and crosswalks in the Parish.

**Other Federal Grants** - this fund accounts for the collection and disbursement of various federal grants received by Lafayette Consolidated Government.

**Other State Grants** - this fund accounts for the collection and disbursement of various state grants received by Lafayette Consolidated Government.

**Other Grants** – this fund accounts for the collection and disbursement of various non-federal, non-state funded grants received by Lafayette Consolidated Government.



Lafayette

CONSOLIDATED GOVERNMENT

LAFAYETTE CITY-PARISH CONSOLIDATED GOVERNMENT  
Lafayette, Louisiana

Combining Balance Sheet  
Nonmajor Special Revenue Funds  
October 31, 2023

	City Street, Road & Alley	Road and Bridge Maintenance	Parishwide Drainage Maintenance	Adult Correctional Facility Maintenance
<b>ASSETS</b>				
Cash and interest-bearing deposits	\$ 104,459	\$ 2,059,897	\$ 1,307,599	\$ -
Investments	410,740	8,099,632	5,141,554	-
Accounts receivable, net	-	62,493	-	2,497
Loans receivable	-	-	-	-
Allowance for uncollectible loans	-	-	-	-
Accrued interest receivable	2,664	52,527	33,343	-
Due from other funds	1,835	2,691,891	38,360	566,990
Due from other governmental agencies	-	-	-	-
Leases receivable, current	-	-	-	-
Leases receivable, long-term	-	-	-	-
Inventories, at cost	-	-	-	-
Prepaid items	-	-	-	-
Total assets	\$ 519,698	\$ 12,966,440	\$ 6,520,856	\$ 569,487
 <b>LIABILITIES, DEFERRED INFLOWS OF RESOURCES AND FUND BALANCES</b>				
Liabilities:				
Cash overdraft	\$ -	\$ -	\$ -	\$ -
Accounts payable	46,813	523,871	419,570	450,947
Accrued salaries and benefits	-	102,416	106,825	3,060
Retainage payable	-	317,370	1,414	115,480
Other payables	-	-	-	-
Due to other funds	-	-	100,000	-
Due to other governmental agencies	-	-	-	-
Unearned revenue	-	-	-	-
Total liabilities	46,813	943,657	627,809	569,487
 Deferred inflows of resources:				
Leases	-	-	-	-
 Fund balances:				
Nonspendable -				
Inventories	-	-	-	-
Prepaid items	-	-	-	-
Restricted -				
Capital expenditures	472,885	6,678,316	2,062,481	-
Operations and maintenance	-	5,344,467	3,830,566	-
Purpose of grantors and donors	-	-	-	-
Committed -				
Operations and maintenance	-	-	-	-
Total fund balances	472,885	12,022,783	5,893,047	-
Total liabilities, deferred inflows of resources and fund balances	\$ 519,698	\$ 12,966,440	\$ 6,520,856	\$ 569,487

Courthouse and Jail Maintenance	Juvenile Detention Home Maintenance	Combined Public Health	Health Unit Maintenance	Mosquito Abatement and Control	Storm Water Management	Cultural Economy	Parishwide Street, Drainage, and Bridge
\$ 2,919,689	\$ 959,634	\$ 348,190	\$ 390,343	\$ 188,395	\$ 1,196,070	\$ 110,738	\$ 419,761
11,480,384	3,770,975	1,369,103	1,534,851	740,781	4,703,017	435,426	1,650,526
-	-	-	-	-	-	-	-
-	-	-	-	-	-	-	-
-	-	-	-	-	-	-	-
74,450	24,454	8,879	9,954	4,805	30,499	2,824	10,704
-	900	-	-	-	1,461,250	-	2,150,553
-	13,884	-	-	-	-	-	-
-	-	-	-	-	-	-	-
-	-	-	-	-	-	-	-
-	-	-	-	-	-	-	-
-	-	-	-	-	-	-	-
<u>\$ 14,474,523</u>	<u>\$ 4,769,847</u>	<u>\$ 1,726,172</u>	<u>\$ 1,935,148</u>	<u>\$ 933,981</u>	<u>\$ 7,390,836</u>	<u>\$ 548,988</u>	<u>\$ 4,231,544</u>
\$ -	\$ -	\$ -	\$ -	\$ -	\$ -	\$ -	\$ -
204,763	38,650	-	8,025	78,343	756,446	-	542,336
-	63,987	-	14,036	-	39,850	-	-
113,385	-	-	3,919	-	113,926	-	-
-	-	-	-	-	-	-	-
568,860	-	-	-	-	2,150,625	-	249,375
-	-	-	-	-	-	-	-
-	-	-	-	-	-	-	-
<u>887,008</u>	<u>102,637</u>	<u>-</u>	<u>25,980</u>	<u>78,343</u>	<u>3,060,847</u>	<u>-</u>	<u>791,711</u>
-	-	-	-	-	-	-	-
-	-	-	-	-	-	-	-
-	-	-	-	-	-	-	-
8,610,231	306,807	-	12,989	-	-	-	-
4,977,284	4,360,403	1,726,172	1,896,179	855,638	4,329,989	548,988	3,439,833
-	-	-	-	-	-	-	-
-	-	-	-	-	-	-	-
<u>13,587,515</u>	<u>4,667,210</u>	<u>1,726,172</u>	<u>1,909,168</u>	<u>855,638</u>	<u>4,329,989</u>	<u>548,988</u>	<u>3,439,833</u>
<u>\$ 14,474,523</u>	<u>\$ 4,769,847</u>	<u>\$ 1,726,172</u>	<u>\$ 1,935,148</u>	<u>\$ 933,981</u>	<u>\$ 7,390,836</u>	<u>\$ 548,988</u>	<u>\$ 4,231,544</u>

(continued)

LAFAYETTE CITY-PARISH CONSOLIDATED GOVERNMENT  
Lafayette, Louisiana

Combining Balance Sheet  
Nonmajor Special Revenue Funds (Continued)  
October 31, 2023

	Parishwide Parks & Recreation	Parishwide Fire Protection	Lafayette Parish Public Library	Municipal Transit System
<b>ASSETS</b>				
Cash and interest-bearing deposits	\$ 133,556	\$ 52,202	\$ 6,487,625	\$ -
Investments	525,153	205,261	25,498,212	-
Accounts receivable, net	-	-	-	48,499
Loans receivable	-	-	-	-
Allowance for uncollectible loans	-	-	-	-
Accrued interest receivable	3,406	1,331	165,356	629
Due from other funds	-	-	-	-
Due from other governmental agencies	-	-	-	1,762,417
Leases receivable, current	-	-	-	121,986
Leases receivable, long-term	-	-	-	151,916
Inventories, at cost	-	-	-	-
Prepaid items	-	-	158,893	-
Total assets	<u>\$ 662,115</u>	<u>\$ 258,794</u>	<u>\$ 32,310,086</u>	<u>\$ 2,085,447</u>
 <b>LIABILITIES, DEFERRED INFLOWS OF RESOURCES AND FUND BALANCES</b>				
<b>Liabilities:</b>				
Cash overdraft	\$ -	\$ -	\$ -	\$ 1,449,229
Accounts payable	18	21,130	33,517	123,050
Accrued salaries and benefits	-	-	229,072	70,673
Retainage payable	-	-	-	-
Other payables	-	-	-	-
Due to other funds	-	-	-	189,715
Due to other governmental agencies	-	-	-	-
Unearned revenue	-	-	-	-
Total liabilities	<u>18</u>	<u>21,130</u>	<u>262,589</u>	<u>1,832,667</u>
 <b>Deferred inflows of resources:</b>				
Leases	-	-	-	252,780
 <b>Fund balances:</b>				
<b>Nonspendable -</b>				
Inventories	-	-	-	-
Prepaid items	-	-	158,893	-
<b>Restricted -</b>				
Capital expenditures	-	-	17,660,005	-
Operations and maintenance	662,097	237,664	14,228,599	-
Purpose of grantors and donors	-	-	-	-
<b>Committed -</b>				
Operations and maintenance	-	-	-	-
Total fund balances	<u>662,097</u>	<u>237,664</u>	<u>32,047,497</u>	<u>-</u>
Total liabilities, deferred inflows of resources and fund balances	<u>\$ 662,115</u>	<u>\$ 258,794</u>	<u>\$ 32,310,086</u>	<u>\$ 2,085,447</u>



City Recreation and Parks	Golf Courses	Natural History Museum and Planetarium	Heymann Performing Arts Center	Animal Shelter and Care Center	Buchanan Parking Garage	Parking Program
\$ 380	\$ 78,269	\$ -	\$ 1,058,055	\$ 312,356	\$ -	\$ 200
-	305,401	-	-	1,227,414	-	-
7,845	-	-	71,225	26,710	-	346
-	-	-	-	-	-	-
-	1,981	-	13,218	7,960	-	-
174,523	-	15,924	213,509	2,249	4,652	33,910
-	-	-	-	-	-	-
-	-	-	85,085	-	-	-
-	-	-	633,742	-	-	-
-	-	-	-	-	-	-
-	-	-	-	-	-	-
<u>\$ 182,748</u>	<u>\$ 385,651</u>	<u>\$ 15,924</u>	<u>\$ 2,074,834</u>	<u>\$ 1,576,689</u>	<u>\$ 4,652</u>	<u>\$ 34,456</u>

\$ -	\$ -	\$ -	\$ -	\$ -	\$ -	\$ -
59,040	42,174	11,056	184,812	21,314	3,528	13,418
101,365	83,813	4,868	51,934	44,382	368	20,205
-	-	-	-	-	-	-
-	-	-	-	-	-	-
-	258,361	-	24,216	-	756	-
-	-	-	-	-	-	833
<u>22,343</u>	<u>1,303</u>	<u>-</u>	<u>1,040,964</u>	<u>10,090</u>	<u>-</u>	<u>-</u>
<u>182,748</u>	<u>385,651</u>	<u>15,924</u>	<u>1,301,926</u>	<u>75,786</u>	<u>4,652</u>	<u>34,456</u>

-	-	-	<u>772,908</u>	-	-	-
---	---	---	----------------	---	---	---

-	-	-	-	-	-	-
-	-	-	-	-	-	-
-	-	-	-	-	-	-
-	-	-	-	1,500,903	-	-
-	-	-	-	-	-	-
-	-	-	-	-	-	-
<u>-</u>	<u>-</u>	<u>-</u>	<u>-</u>	<u>1,500,903</u>	<u>-</u>	<u>-</u>
<u>\$ 182,748</u>	<u>\$ 385,651</u>	<u>\$ 15,924</u>	<u>\$ 2,074,834</u>	<u>\$ 1,576,689</u>	<u>\$ 4,652</u>	<u>\$ 34,456</u>

(continued)

LAFAYETTE CITY-PARISH CONSOLIDATED GOVERNMENT

Lafayette, Louisiana

Combining Balance Sheet  
 Nonmajor Special Revenue Funds (Continued)  
 October 31, 2023

	Codes and Permits	Coroner's Expense	War Memorial	Criminal Court	Justice Department Federal Equitable Sharing
<b>ASSETS</b>					
Cash and interest-bearing deposits	\$ 63,485	\$ -	\$ -	\$ 115,323	\$ 12,976
Investments	239,795	-	-	-	51,022
Accounts receivable, net	1,470	91,669	-	49,612	-
Loans receivable	-	-	-	-	-
Allowance for uncollectible loans	-	-	-	-	-
Accrued interest receivable	1,555	-	-	-	331
Due from other funds	188,442	121,232	14,712	49,612	-
Due from other governmental agencies	-	-	-	53,141	-
Leases receivable, current	-	-	-	-	-
Leases receivable, long-term	-	-	-	-	-
Inventories, at cost	-	-	-	-	-
Prepaid items	-	-	-	-	-
Total assets	<u>\$ 494,747</u>	<u>\$ 212,901</u>	<u>\$ 14,712</u>	<u>\$ 267,688</u>	<u>\$ 64,329</u>
<b>LIABILITIES, DEFERRED INFLOWS OF RESOURCES AND FUND BALANCES</b>					
Liabilities:					
Cash overdraft	\$ -	\$ -	\$ -	\$ -	\$ -
Accounts payable	14,168	113,664	11,711	3,412	-
Accrued salaries and benefits	124,180	12,237	3,001	23,970	-
Retainage payable	-	-	-	-	-
Other payables	-	87,000	-	-	-
Due to other funds	356,399	-	-	-	-
Due to other governmental agencies	-	-	-	-	-
Unearned revenue	-	-	-	-	-
Total liabilities	<u>494,747</u>	<u>212,901</u>	<u>14,712</u>	<u>27,382</u>	<u>-</u>
Deferred inflows of resources:					
Leases	-	-	-	-	-
Fund balances:					
Nonspendable -					
Inventories	-	-	-	-	-
Prepaid items	-	-	-	-	-
Restricted -					
Capital expenditures	-	-	-	-	-
Operations and maintenance	-	-	-	240,306	64,329
Purpose of grantors and donors	-	-	-	-	-
Committed -					
Operations and maintenance	-	-	-	-	-
Total fund balances	<u>-</u>	<u>-</u>	<u>-</u>	<u>240,306</u>	<u>64,329</u>
Total liabilities, deferred inflows of resources and fund balances	<u>\$ 494,747</u>	<u>\$ 212,901</u>	<u>\$ 14,712</u>	<u>\$ 267,688</u>	<u>\$ 64,329</u>

Traffic Safety	Opioid Settlement	Narcotics Seized/ Forfeited Property	1961 Sales Tax Trust	1985 Sales Tax Trust	TIF Sales Tax Trusts	Downtown Lafayette EDD	University Gateway EDD
\$ 2,807	\$ 281,749	\$ 43,568	\$ 32,406	\$ -	\$ 5,469,791	\$ 1,764,183	\$ 1,515,958
11,036	1,107,854	171,313	-	-	-	-	-
-	-	-	-	-	136,379	-	-
-	-	-	-	-	-	-	-
72	7,185	1,111	-	-	-	-	-
-	-	-	-	-	12,531	-	-
-	-	-	4,717,790	3,900,134	-	43,680	42,356
-	-	-	-	-	-	-	-
-	-	-	-	-	-	-	-
-	-	-	-	-	-	-	-
-	-	-	-	-	-	-	-
<u>\$ 13,915</u>	<u>\$ 1,396,788</u>	<u>\$ 215,992</u>	<u>\$ 4,750,196</u>	<u>\$ 3,900,134</u>	<u>\$ 5,618,701</u>	<u>\$ 1,807,863</u>	<u>\$ 1,558,314</u>

\$ -	\$ -	\$ -	\$ -	\$ -	\$ -	\$ -	\$ -
-	-	23,069	24,552	20,257	700	-	10,335
-	-	-	-	-	-	-	-
-	-	-	-	-	-	-	-
-	-	-	4,725,644	3,879,877	-	-	-
-	-	-	-	-	-	-	-
-	-	-	-	-	-	-	-
<u>-</u>	<u>-</u>	<u>23,069</u>	<u>4,750,196</u>	<u>3,900,134</u>	<u>700</u>	<u>-</u>	<u>10,335</u>

<u>-</u>	<u>-</u>	<u>-</u>	<u>-</u>	<u>-</u>	<u>-</u>	<u>-</u>	<u>-</u>
----------	----------	----------	----------	----------	----------	----------	----------

-	-	-	-	-	-	-	-
-	-	-	-	-	-	-	-
-	-	-	-	-	5,618,001	1,807,863	1,547,979
-	-	192,923	-	-	-	-	-
-	1,396,788	-	-	-	-	-	-
<u>13,915</u>	<u>-</u>	<u>-</u>	<u>-</u>	<u>-</u>	<u>-</u>	<u>-</u>	<u>-</u>
<u>13,915</u>	<u>1,396,788</u>	<u>192,923</u>	<u>-</u>	<u>-</u>	<u>5,618,001</u>	<u>1,807,863</u>	<u>1,547,979</u>

<u>\$ 13,915</u>	<u>\$ 1,396,788</u>	<u>\$ 215,992</u>	<u>\$ 4,750,196</u>	<u>\$ 3,900,134</u>	<u>\$ 5,618,701</u>	<u>\$ 1,807,863</u>	<u>\$ 1,558,314</u>
------------------	---------------------	-------------------	---------------------	---------------------	---------------------	---------------------	---------------------

(continued)

LAFAYETTE CITY-PARISH CONSOLIDATED GOVERNMENT

Lafayette, Louisiana

Combining Balance Sheet  
 Nonmajor Special Revenue Funds (Continued)  
 October 31, 2023

	Trappey EDD	Northway EDD	Holy Rosary Institute EDD	Community Development Grants
<b>ASSETS</b>				
Cash and interest-bearing deposits	\$ 8,732	\$ 1,323,546	\$ 59,267	\$ 117,234
Investments	-	-	-	460,973
Accounts receivable, net	-	-	-	-
Loans receivable	-	-	32,500	2,317,749
Allowance for uncollectible loans	-	-	-	(324,604)
Accrued interest receivable	-	-	-	2,990
Due from other funds	-	-	-	-
Due from other governmental agencies	-	31,592	-	361,486
Leases receivable, current	-	-	-	-
Leases receivable, long-term	-	-	-	-
Inventories, at cost	-	-	-	25,328
Prepaid items	-	-	-	-
Total assets	<u>\$ 8,732</u>	<u>\$ 1,355,138</u>	<u>\$ 91,767</u>	<u>\$ 2,961,156</u>
<b>LIABILITIES, DEFERRED INFLOWS OF RESOURCES AND FUND BALANCES</b>				
<b>Liabilities:</b>				
Cash overdraft	\$ -	\$ -	\$ -	\$ 204,959
Accounts payable	-	-	-	88,624
Accrued salaries and benefits	-	-	-	23,427
Retainage payable	-	-	-	-
Other payables	-	-	-	-
Due to other funds	-	-	-	-
Due to other governmental agencies	-	-	-	839
Unearned revenue	-	-	-	19,295
Total liabilities	<u>-</u>	<u>-</u>	<u>-</u>	<u>337,144</u>
<b>Deferred inflows of resources:</b>				
Leases	-	-	-	-
<b>Fund balances:</b>				
<b>Nonspendable -</b>				
Inventories	-	-	-	25,328
Prepaid items	-	-	-	-
<b>Restricted -</b>				
Capital expenditures	8,732	1,355,138	91,767	-
Operations and maintenance	-	-	-	-
Purpose of grantors and donors	-	-	-	2,598,684
<b>Committed -</b>				
Operations and maintenance	-	-	-	-
Total fund balances	<u>8,732</u>	<u>1,355,138</u>	<u>91,767</u>	<u>2,624,012</u>
Total liabilities, deferred inflows of resources and fund balances	<u>\$ 8,732</u>	<u>\$ 1,355,138</u>	<u>\$ 91,767</u>	<u>\$ 2,961,156</u>

Federal Transportation and Planning Grants	Other Federal Grants	Other State Grants	Other Grants	Total
\$ -	\$ -	\$ -	\$ 32,639	\$ 28,971,082
-	1,096,479	-	128,338	70,365,240
-	-	-	-	498,745
-	-	-	-	2,350,249
-	-	-	-	(324,604)
-	7,111	-	833	470,172
261,163	-	-	-	8,004,238
1,934,850	899,777	28,498,852	15,856	42,275,815
-	-	-	-	207,071
-	-	-	-	785,658
-	-	-	-	25,328
-	-	-	-	158,893
<u>\$ 2,196,013</u>	<u>\$ 2,003,367</u>	<u>\$ 28,498,852</u>	<u>\$ 177,666</u>	<u>\$ 153,787,887</u>

\$ 762,312	\$ 379,740	\$ 17,751,504	\$ -	\$ 20,547,744
1,399,689	229,005	4,908,103	-	10,430,110
-	14,753	-	-	1,138,422
-	-	835,285	-	1,500,779
-	-	-	-	87,000
34,012	-	5,003,960	-	17,541,800
-	947,857	-	-	949,529
-	241,400	-	177,666	1,513,061
<u>2,196,013</u>	<u>1,812,755</u>	<u>28,498,852</u>	<u>177,666</u>	<u>53,708,445</u>

-	-	-	-	1,025,688
---	---	---	---	-----------

-	-	-	-	25,328
-	-	-	-	158,893
-	-	-	-	46,233,194
-	-	-	-	48,436,340
-	190,612	-	-	4,186,084
-	-	-	-	13,915
-	190,612	-	-	99,053,754
<u>\$ 2,196,013</u>	<u>\$ 2,003,367</u>	<u>\$ 28,498,852</u>	<u>\$ 177,666</u>	<u>\$ 153,787,887</u>

LAFAYETTE CITY-PARISH CONSOLIDATED GOVERNMENT  
Lafayette, Louisiana

Combining Statement of Revenues, Expenditures, and Changes in Fund Balances  
Nonmajor Special Revenue Funds  
For the Year Ended October 31, 2023

	<u>City Street, Road &amp; Alley</u>	<u>Road and Bridge Maintenance</u>	<u>Parishwide Drainage Maintenance</u>	<u>Adult Correctional Facility Maintenance</u>
Revenues:				
Taxes -				
Ad valorem	\$2,138,571	\$ 10,896,712	\$ 8,580,744	\$ 5,296,989
Sales and use	-	-	-	-
Licenses and permits	-	-	-	-
Intergovernmental -				
Federal grants	-	-	-	-
State funds:				
Parish transportation funds	-	1,859,837	-	-
State shared revenue	-	278,544	100,842	132,660
Grants	-	41,413	-	-
Other	-	-	-	-
Charges for services	-	-	-	-
Fines and forfeits	-	-	-	-
Investment earnings	(2,050)	668,549	339,571	27,253
Miscellaneous	-	21,240	67,896	19,443
Total revenues	<u>2,136,521</u>	<u>13,766,295</u>	<u>9,089,053</u>	<u>5,476,345</u>
Expenditures:				
Current -				
General government	-	75,418	72,247	7,103
Public safety	-	-	-	6,192,646
Public works	1,663,636	6,126,794	6,828,295	-
Urban redevelopment and housing	-	-	-	-
Culture and recreation	-	-	-	-
Health and welfare	-	-	-	-
Economic opportunity	-	-	-	-
Economic development and assistance	-	-	-	-
Debt service -				
Principal retirement	-	-	-	-
Interest	-	-	-	-
Capital outlay	-	9,431,257	2,566,580	2,546,879
Total expenditures	<u>1,663,636</u>	<u>15,633,469</u>	<u>9,467,122</u>	<u>8,746,628</u>
Excess (deficiency) of revenues over expenditures	<u>472,885</u>	<u>(1,867,174)</u>	<u>(378,069)</u>	<u>(3,270,283)</u>
Other financing sources (uses):				
Transfers in	-	-	-	3,270,283
Transfers out	-	(935,400)	(590,103)	-
Total other financing sources (uses)	<u>-</u>	<u>(935,400)</u>	<u>(590,103)</u>	<u>3,270,283</u>
Net change in fund balances	472,885	(2,802,574)	(968,172)	-
Fund balances, beginning, as restated	<u>-</u>	<u>14,825,357</u>	<u>6,861,219</u>	<u>-</u>
Fund balances, ending	<u>\$ 472,885</u>	<u>\$ 12,022,783</u>	<u>\$ 5,893,047</u>	<u>\$ -</u>

<u>Courthouse and Jail Maintenance</u>	<u>Juvenile Detention Home Maintenance</u>	<u>Combined Public Health</u>	<u>Health Unit Maintenance</u>	<u>Mosquito Abatement and Control</u>	<u>Storm Water Management</u>	<u>Cultural Economy</u>	<u>Parishwide Street, Drainage, and Bridge</u>
\$ 6,016,104	\$ 2,996,154	\$ 4,747,400	\$ -	\$ -	\$ 2,826,814	\$ -	\$ -
-	-	-	-	-	-	-	-
-	-	-	-	-	-	-	-
-	-	-	-	-	-	-	-
150,408	42,624	-	226,794	-	-	-	-
-	-	-	-	-	-	-	-
-	284,825	-	-	-	-	-	-
-	-	-	-	-	-	-	-
647,443	203,968	67,714	98,168	47,974	298,375	24,698	70,770
-	9,342	-	-	-	-	-	100
<u>6,813,955</u>	<u>3,536,913</u>	<u>4,815,114</u>	<u>324,962</u>	<u>47,974</u>	<u>3,125,189</u>	<u>24,698</u>	<u>70,870</u>
251,853	4,018	177,558	-	952,573	3,316,916	-	-
1,701,507	2,880,020	-	-	-	-	-	-
-	-	-	-	-	-	-	-
-	-	-	-	-	-	66,985	-
-	-	-	1,568,415	-	-	-	-
-	-	-	-	-	-	-	-
-	-	-	-	-	-	-	-
-	-	-	-	-	-	-	-
914,587	201,905	-	90,453	-	243,160	24,033	1,005,235
<u>2,867,947</u>	<u>3,085,943</u>	<u>177,558</u>	<u>1,658,868</u>	<u>952,573</u>	<u>3,560,076</u>	<u>91,018</u>	<u>1,005,235</u>
<u>3,946,008</u>	<u>450,970</u>	<u>4,637,556</u>	<u>(1,333,906)</u>	<u>(904,599)</u>	<u>(434,887)</u>	<u>(66,320)</u>	<u>(934,365)</u>
-	-	-	1,211,501	891,428	-	-	2,150,553
<u>(3,370,905)</u>	-	<u>(4,085,970)</u>	-	-	<u>(2,150,625)</u>	-	<u>(249,375)</u>
<u>(3,370,905)</u>	-	<u>(4,085,970)</u>	<u>1,211,501</u>	<u>891,428</u>	<u>(2,150,625)</u>	-	<u>1,901,178</u>
575,103	450,970	551,586	(122,405)	(13,171)	(2,585,512)	(66,320)	966,813
<u>13,012,412</u>	<u>4,216,240</u>	<u>1,174,586</u>	<u>2,031,573</u>	<u>868,809</u>	<u>6,915,501</u>	<u>615,308</u>	<u>2,473,020</u>
<u>\$ 13,587,515</u>	<u>\$ 4,667,210</u>	<u>\$ 1,726,172</u>	<u>\$ 1,909,168</u>	<u>\$ 855,638</u>	<u>\$ 4,329,989</u>	<u>\$ 548,988</u>	<u>\$ 3,439,833</u>

(continued)

LAFAYETTE CITY-PARISH CONSOLIDATED GOVERNMENT  
Lafayette, Louisiana

Combining Statement of Revenues, Expenditures, and Changes in Fund Balances  
Nonmajor Special Revenue Funds (Continued)  
For the Year Ended October 31, 2023

	<u>Parishwide Parks &amp; Recreation</u>	<u>Parishwide Fire Protection</u>	<u>Lafayette Parish Public Library</u>	<u>Municipal Transit System</u>
Revenues:				
Taxes -				
Ad valorem	\$ -	\$ 970,220	\$ 11,698,013	\$ -
Sales and use	-	-	-	-
Licenses and permits	-	-	-	-
Intergovernmental -				
Federal grants	-	-	-	1,762,417
State funds:				
Parish transportation funds	-	-	-	-
State shared revenue	-	-	181,347	-
Grants	-	-	-	346,195
Other	-	-	-	125,854
Charges for services	-	-	58,023	218,936
Fines and forfeits	-	-	28,301	-
Investment earnings	24,073	9,080	1,364,508	22,052
Miscellaneous	-	-	83,230	138,247
Total revenues	<u>24,073</u>	<u>979,300</u>	<u>13,413,422</u>	<u>2,613,701</u>
Expenditures:				
Current -				
General government	-	1,302	11,894	29,657
Public safety	-	819,245	-	-
Public works	-	-	-	4,775,670
Urban redevelopment and housing	-	-	-	-
Culture and recreation	28,666	-	10,468,878	-
Health and welfare	-	-	-	-
Economic opportunity	-	-	-	-
Economic development and assistance	-	-	-	-
Debt service -				
Principal retirement	-	-	45,461	-
Interest	-	-	5,438	-
Capital outlay	-	-	925,046	-
Total expenditures	<u>28,666</u>	<u>820,547</u>	<u>11,456,717</u>	<u>4,805,327</u>
Excess (deficiency) of revenues over expenditures	<u>(4,593)</u>	<u>158,753</u>	<u>1,956,705</u>	<u>(2,191,626)</u>
Other financing sources (uses):				
Transfers in	-	-	-	2,173,411
Transfers out	-	-	-	-
Total other financing sources (uses)	<u>-</u>	<u>-</u>	<u>-</u>	<u>2,173,411</u>
Net change in fund balances	(4,593)	158,753	1,956,705	(18,215)
Fund balances, beginning, as restated	<u>666,690</u>	<u>78,911</u>	<u>30,090,792</u>	<u>18,215</u>
Fund balances, ending	<u>\$ 662,097</u>	<u>\$ 237,664</u>	<u>\$ 32,047,497</u>	<u>\$ -</u>



<u>City Recreation and Parks</u>	<u>Golf Courses</u>	<u>Natural History Museum and Planetarium</u>	<u>Heymann Performing Arts Center</u>	<u>Animal Shelter and Care Center</u>	<u>Buchanan Parking Garage</u>	<u>Parking Program</u>
\$ 3,181,248	\$ -	\$ -	\$ -	\$ -	\$ -	\$ -
-	-	-	-	-	-	-
-	-	-	-	-	-	-
-	-	-	-	-	-	-
-	-	-	-	-	-	-
-	-	-	-	-	-	-
-	-	-	-	-	-	-
373,126	2,977,793	413	3,240,942	297,925	102,485	452,353
-	-	-	-	-	-	108,491
28,516	5,002	-	67,142	82,954	574	287
5,068	12,050	-	9,705	17,803	1,836	1,430
<u>3,587,958</u>	<u>2,994,845</u>	<u>413</u>	<u>3,317,789</u>	<u>398,682</u>	<u>104,895</u>	<u>562,561</u>
-	-	-	-	2,447,763	145,289	8,926
-	-	-	-	-	-	-
-	-	-	-	-	-	867,044
-	-	-	-	-	-	-
4,946,146	3,215,668	609,163	3,617,640	-	-	-
-	-	-	-	-	-	-
-	-	-	-	-	-	-
-	-	-	-	-	-	-
-	-	-	-	-	-	-
-	-	-	-	-	-	-
<u>4,946,146</u>	<u>3,215,668</u>	<u>609,163</u>	<u>3,617,640</u>	<u>33,100</u>	<u>145,289</u>	<u>875,970</u>
<u>(1,358,188)</u>	<u>(220,823)</u>	<u>(608,750)</u>	<u>(299,851)</u>	<u>(2,082,181)</u>	<u>(40,394)</u>	<u>(313,409)</u>
1,358,188	220,823	608,750	572,048	1,983,041	40,394	313,409
-	-	-	(272,197)	-	-	-
<u>1,358,188</u>	<u>220,823</u>	<u>608,750</u>	<u>299,851</u>	<u>1,983,041</u>	<u>40,394</u>	<u>313,409</u>
-	-	-	-	(99,140)	-	-
-	-	-	-	<u>1,600,043</u>	-	-
<u>\$ -</u>	<u>\$ -</u>	<u>\$ -</u>	<u>\$ -</u>	<u>\$ 1,500,903</u>	<u>\$ -</u>	<u>\$ -</u>

(continued)

LAFAYETTE CITY-PARISH CONSOLIDATED GOVERNMENT  
Lafayette, Louisiana

Combining Statement of Revenues, Expenditures, and Changes in Fund Balances  
Nonmajor Special Revenue Funds (Continued)  
For the Year Ended October 31, 2023

	Codes and Permits	Coroner's Expense	War Memorial	Criminal Court	Justice Department Federal Equitable Sharing
Revenues:					
Taxes -					
Ad valorem	\$ -	\$ -	\$ -	\$ -	\$ -
Sales and use	-	-	-	-	-
Licenses and permits	3,354,299	-	-	-	-
Intergovernmental -					
Federal grants	-	-	-	-	-
State funds:					
Parish transportation funds	-	-	-	-	-
State shared revenue	-	-	-	-	-
Grants	-	-	-	-	-
Other	-	-	-	679,944	-
Charges for services	372,853	452,272	-	5,538	-
Fines and forfeits	-	77,713	-	724,781	-
Investment earnings	7,148	124	-	3,083	2,581
Miscellaneous	-	8,676	-	-	-
Total revenues	<u>3,734,300</u>	<u>538,785</u>	<u>-</u>	<u>1,413,346</u>	<u>2,581</u>
Expenditures:					
Current -					
General government	4,523,332	1,342,453	248,571	1,281,731	-
Public safety	-	-	-	-	-
Public works	-	-	-	-	-
Urban redevelopment and housing	-	-	-	-	-
Culture and recreation	-	-	-	-	-
Health and welfare	-	-	-	-	-
Economic opportunity	-	-	-	-	-
Economic development and assistance	-	-	-	-	-
Debt service -					
Principal retirement	-	-	-	-	-
Interest	-	-	-	-	-
Capital outlay	3,286	22,029	3,037	-	-
Total expenditures	<u>4,526,618</u>	<u>1,364,482</u>	<u>251,608</u>	<u>1,281,731</u>	<u>-</u>
Excess (deficiency) of revenues over expenditures	<u>(792,318)</u>	<u>(825,697)</u>	<u>(251,608)</u>	<u>131,615</u>	<u>2,581</u>
Other financing sources (uses):					
Transfers in	792,318	825,697	251,608	-	-
Transfers out	-	-	-	-	-
Total other financing sources (uses)	<u>792,318</u>	<u>825,697</u>	<u>251,608</u>	<u>-</u>	<u>-</u>
Net change in fund balances	-	-	-	131,615	2,581
Fund balances, beginning, as restated	<u>-</u>	<u>-</u>	<u>-</u>	<u>108,691</u>	<u>61,748</u>
Fund balances, ending	<u>\$ -</u>	<u>\$ -</u>	<u>\$ -</u>	<u>\$ 240,306</u>	<u>\$ 64,329</u>

<u>Traffic Safety</u>	<u>Opioid Settlement</u>	<u>Narcotics Seized/ Forfeited Property</u>	<u>1961 Sales Tax Trust</u>	<u>1985 Sales Tax Trust</u>	<u>TIF Sales Tax Trusts</u>	<u>Downtown Lafayette EDD</u>	<u>University Gateway EDD</u>
\$ -	\$ -	\$ -	\$ -	\$ -	\$ -	\$ -	\$ -
-	-	-	166,463	137,147	1,665,536	637,625	515,356
-	-	-	-	-	-	-	-
-	-	-	-	-	-	-	-
-	-	-	-	-	-	-	-
-	-	-	-	-	-	-	-
-	1,402,319	78,897	-	-	-	-	-
-	-	-	-	-	-	-	-
-	-	-	-	-	-	-	-
417	(5,531)	23,337	130,001	105,188	128,224	12,326	642
-	-	-	-	-	-	-	-
<u>417</u>	<u>1,396,788</u>	<u>102,234</u>	<u>296,464</u>	<u>242,335</u>	<u>1,793,760</u>	<u>649,951</u>	<u>515,998</u>
-	-	-	296,464	242,335	848,470	33,212	33,235
-	-	-	-	-	-	-	-
-	-	-	-	-	-	-	-
-	-	-	-	-	-	-	-
-	-	-	-	-	-	-	-
-	-	-	-	-	-	-	-
-	-	-	-	-	-	-	-
-	-	37,930	-	-	-	-	-
-	-	<u>37,930</u>	<u>296,464</u>	<u>242,335</u>	<u>848,470</u>	<u>33,212</u>	<u>33,235</u>
<u>417</u>	<u>1,396,788</u>	<u>64,304</u>	-	-	<u>945,290</u>	<u>616,739</u>	<u>482,763</u>
-	-	-	89,106	79,717	-	-	-
-	-	-	<u>(89,106)</u>	<u>(79,717)</u>	-	-	-
-	-	-	-	-	-	-	-
417	1,396,788	64,304	-	-	945,290	616,739	482,763
<u>13,498</u>	-	<u>128,619</u>	-	-	<u>4,672,711</u>	<u>1,191,124</u>	<u>1,065,216</u>
<u>\$ 13,915</u>	<u>\$ 1,396,788</u>	<u>\$ 192,923</u>	<u>\$ -</u>	<u>\$ -</u>	<u>\$ 5,618,001</u>	<u>\$ 1,807,863</u>	<u>\$ 1,547,979</u>

(continued)

LAFAYETTE CITY-PARISH CONSOLIDATED GOVERNMENT  
Lafayette, Louisiana

Combining Statement of Revenues, Expenditures, and Changes in Fund Balances  
Nonmajor Special Revenue Funds (Continued)  
For the Year Ended October 31, 2023

	<u>Trappey EDD</u>	<u>Northway EDD</u>	<u>Holy Rosary Institute EDD</u>	<u>Community Development Grants</u>
Revenues:				
Taxes -				
Ad valorem	\$ -	\$ -	\$ -	\$ -
Sales and use	5,312	422,648	32,409	-
Licenses and permits	-	-	-	-
Intergovernmental -				
Federal grants	-	-	-	2,874,710
State funds:				
Parish transportation funds	-	-	-	-
State shared revenue	-	-	-	-
Grants	-	-	-	-
Other	-	-	-	-
Charges for services	-	-	-	-
Fines and forfeits	-	-	-	-
Investment earnings	4	8,442	101	58,234
Miscellaneous	-	-	-	27,043
Total revenues	<u>5,316</u>	<u>431,090</u>	<u>32,510</u>	<u>2,959,987</u>
Expenditures:				
Current -				
General government	6,616	19,776	1,232	-
Public safety	-	-	-	-
Public works	-	-	-	-
Urban redevelopment and housing	-	-	-	-
Culture and recreation	-	-	-	-
Health and welfare	-	-	-	-
Economic opportunity	-	-	-	-
Economic development and assistance	-	-	-	2,829,721
Debt service -				
Principal retirement	-	-	-	-
Interest	-	-	-	-
Capital outlay	-	-	-	294,248
Total expenditures	<u>6,616</u>	<u>19,776</u>	<u>1,232</u>	<u>3,123,969</u>
Excess (deficiency) of revenues over expenditures	<u>(1,300)</u>	<u>411,314</u>	<u>31,278</u>	<u>(163,982)</u>
Other financing sources (uses):				
Transfers in	-	-	-	44,905
Transfers out	-	-	-	(92,666)
Total other financing sources (uses)	<u>-</u>	<u>-</u>	<u>-</u>	<u>(47,761)</u>
Net change in fund balances	(1,300)	411,314	31,278	(211,743)
Fund balances, beginning, as restated	<u>10,032</u>	<u>943,824</u>	<u>60,489</u>	<u>2,835,755</u>
Fund balances, ending	<u>\$ 8,732</u>	<u>\$ 1,355,138</u>	<u>\$ 91,767</u>	<u>\$ 2,624,012</u>

Federal Transportation and Planning Grants	Other Federal Grants	Other State Grants	Other Grants	Total
\$ -	\$ -	\$ -	\$ -	\$ 59,348,969
-	-	-	-	3,582,496
-	-	-	-	3,354,299
2,395,162	8,939,864	-	-	15,972,153
-	-	-	-	1,859,837
-	-	-	-	1,113,219
-	-	15,994,590	-	16,382,198
21,147	-	-	-	2,308,161
-	-	-	-	8,837,484
-	-	-	-	939,286
-	-	-	-	4,570,942
-	235,979	-	12,987	672,075
<u>2,416,309</u>	<u>9,175,843</u>	<u>15,994,590</u>	<u>12,987</u>	<u>118,941,119</u>
-	62	2,400	-	16,382,406
-	2,600,790	-	10,802	14,205,010
1,305,815	64,700	3,000	165	21,635,119
-	5,303,308	-	-	5,303,308
-	-	-	-	22,953,146
-	-	-	-	1,568,415
-	7,146	-	-	7,146
-	14,281	-	-	2,844,002
-	-	-	-	45,461
-	-	-	-	5,438
1,661,706	66,251	11,034,188	6,060	31,110,970
<u>2,967,521</u>	<u>8,056,538</u>	<u>11,039,588</u>	<u>17,027</u>	<u>116,060,421</u>
<u>(551,212)</u>	<u>1,119,305</u>	<u>4,955,002</u>	<u>(4,040)</u>	<u>2,880,698</u>
551,212	100,252	2,500,000	4,040	20,032,684
-	(1,028,945)	(7,455,002)	-	(20,400,011)
<u>551,212</u>	<u>(928,693)</u>	<u>(4,955,002)</u>	<u>4,040</u>	<u>(367,327)</u>
-	190,612	-	-	2,513,371
-	-	-	-	96,540,383
<u>\$ -</u>	<u>\$ 190,612</u>	<u>\$ -</u>	<u>\$ -</u>	<u>\$ 99,053,754</u>

LAFAYETTE CITY-PARISH CONSOLIDATED GOVERNMENT  
Lafayette, Louisiana  
Nonmajor Special Revenue Fund  
City Street, Road and Alley

Schedule of Revenues, Expenditures, and Changes in Fund Balance - Budget (GAAP Basis) and Actual  
For the Year Ended October 31, 2023

	Original Budget	Final Budget	Actual	Variance with Final Budget Positive (Negative)
Revenues:				
Taxes -				
Ad valorem	\$ 1,993,747	\$ 2,136,475	\$ 2,138,571	\$ 2,096
Investment earnings	-	-	(2,050)	(2,050)
Total revenues	1,993,747	2,136,475	2,136,521	46
Expenditures:				
Current -				
Public works:				
Property services	1,412,848	1,437,848	1,214,127	223,721
Other services	580,899	421,496	449,509	(28,013)
Total expenditures	1,993,747	1,859,344	1,663,636	195,708
Net change in fund balance	-	277,131	472,885	195,754
Fund balance, beginning	-	-	-	-
Fund balance, ending	\$ -	\$ 277,131	\$ 472,885	\$ 195,754

LAFAYETTE CITY-PARISH CONSOLIDATED GOVERNMENT  
Lafayette, Louisiana  
Nonmajor Special Revenue Fund  
Road and Bridge Maintenance

Schedule of Revenues, Expenditures, and Changes in Fund Balance - Budget (GAAP Basis) and Actual  
For the Year Ended October 31, 2023

	Original Budget	Final Budget	Actual	Variance with Final Budget Positive (Negative)
<b>Revenues:</b>				
Taxes -				
Ad valorem	\$ 9,887,968	\$ 10,907,703	\$ 10,896,712	\$ (10,991)
Intergovernmental -				
State funds:				
Parish transportation funds	1,454,344	1,597,462	1,859,837	262,375
State shared revenue	275,451	275,451	278,544	3,093
Grants	102,562	338,812	41,413	(297,399)
Investment earnings	60,584	392,332	668,549	276,217
Miscellaneous	-	-	21,240	21,240
Total revenues	<u>11,780,909</u>	<u>13,511,760</u>	<u>13,766,295</u>	<u>254,535</u>
<b>Expenditures:</b>				
Current -				
General government:				
Personnel Services	59,200	59,200	58,679	521
Professional and technical services	23,940	23,940	16,739	7,201
	<u>83,140</u>	<u>83,140</u>	<u>75,418</u>	<u>7,722</u>
Public works:				
Personnel services	4,139,270	3,638,202	3,406,590	231,612
Professional and technical services	689,795	1,204,498	1,154,107	50,391
Property services	285,300	285,300	210,013	75,287
Other services	423,511	468,502	458,322	10,180
Supplies	68,100	58,600	55,903	2,697
Other	940,352	847,832	841,859	5,973
	<u>6,546,328</u>	<u>6,502,934</u>	<u>6,126,794</u>	<u>376,140</u>
Capital outlay	4,540,475	18,666,065	9,431,257	9,234,808
Total expenditures	<u>11,169,943</u>	<u>25,252,139</u>	<u>15,633,469</u>	<u>9,618,670</u>
Excess (deficiency) of revenues over expenditures	<u>610,966</u>	<u>(11,740,379)</u>	<u>(1,867,174)</u>	<u>9,873,205</u>
Other financing sources (uses):				
Transfers out	<u>(1,140,287)</u>	<u>(1,151,123)</u>	<u>(935,400)</u>	<u>215,723</u>
Net change in fund balance	(529,321)	(12,891,502)	(2,802,574)	10,088,928
Fund balance, beginning	<u>14,825,357</u>	<u>14,825,357</u>	<u>14,825,357</u>	<u>-</u>
Fund balance, ending	<u>\$ 14,296,036</u>	<u>\$ 1,933,855</u>	<u>\$ 12,022,783</u>	<u>\$ 10,088,928</u>

LAFAYETTE CITY-PARISH CONSOLIDATED GOVERNMENT  
Lafayette, Louisiana  
Nonmajor Special Revenue Fund  
Parishwide Drainage Maintenance

Schedule of Revenues, Expenditures, and Changes in Fund Balance - Budget (GAAP Basis) and Actual  
For the Year Ended October 31, 2023

	Original Budget	Final Budget	Actual	Variance with Final Budget Positive (Negative)
Revenues:				
Taxes -				
Ad valorem	\$ 7,780,736	\$ 8,586,612	\$ 8,580,744	\$ (5,868)
Intergovernmental -				
State funds:				
State shared revenue	99,723	99,723	100,842	1,119
Investment earnings	33,846	203,609	339,571	135,962
Miscellaneous	-	-	67,896	67,896
Total revenues	<u>7,914,305</u>	<u>8,889,944</u>	<u>9,089,053</u>	<u>199,109</u>
Expenditures:				
Current -				
General government:				
Personnel services	61,280	61,280	60,741	539
Property services	17,178	17,178	11,506	5,672
	<u>78,458</u>	<u>78,458</u>	<u>72,247</u>	<u>6,211</u>
Public works:				
Personnel services	4,263,966	4,055,365	3,697,273	358,092
Professional and technical services	1,250,500	1,400,200	1,341,061	59,139
Property services	394,200	324,200	235,717	88,483
Other services	848,410	928,710	983,820	(55,110)
Supplies	245,450	315,350	308,353	6,997
Other	335,532	282,415	262,071	20,344
	<u>7,338,058</u>	<u>7,306,240</u>	<u>6,828,295</u>	<u>477,945</u>
Capital outlay	-	4,435,706	2,566,580	1,869,126
Total expenditures	<u>7,416,516</u>	<u>11,820,404</u>	<u>9,467,122</u>	<u>2,353,282</u>
Excess (deficiency) of revenues over expenditures	<u>497,789</u>	<u>(2,930,460)</u>	<u>(378,069)</u>	<u>2,552,391</u>
Other financing sources (uses):				
Transfers out	(547,113)	(1,489,734)	(590,103)	899,631
Net change in fund balance	(49,324)	(4,420,194)	(968,172)	3,452,022
Fund balance, beginning	<u>6,861,219</u>	<u>6,861,219</u>	<u>6,861,219</u>	<u>-</u>
Fund balance, ending	<u>\$ 6,811,895</u>	<u>\$ 2,441,025</u>	<u>\$ 5,893,047</u>	<u>\$ 3,452,022</u>



LAFAYETTE CITY-PARISH CONSOLIDATED GOVERNMENT  
Lafayette, Louisiana  
Nonmajor Special Revenue Fund  
Adult Correctional Facility Maintenance

Schedule of Revenues, Expenditures, and Changes in Fund Balance - Budget (GAAP Basis) and Actual  
For the Year Ended October 31, 2023

	Original Budget	Final Budget	Actual	Variance with Final Budget Positive (Negative)
Revenues:				
Taxes -				
Ad valorem	\$ 4,803,071	\$ 5,300,571	\$ 5,296,989	\$ (3,582)
Intergovernmental -				
State funds:				
State shared revenue	131,184	131,184	132,660	1,476
Investment earnings	4,639	27,253	27,253	-
Miscellaneous	24,010	18,746	19,443	697
Total revenues	<u>4,962,904</u>	<u>5,477,754</u>	<u>5,476,345</u>	<u>(1,409)</u>
Expenditures:				
Current -				
General government:				
Property services	<u>10,604</u>	<u>10,604</u>	<u>7,103</u>	<u>3,501</u>
Public safety:				
Personnel services	263,295	272,509	272,702	(193)
Professional and technical services	5,114,692	4,795,892	4,245,507	550,385
Property services	1,060,000	1,303,000	1,260,292	42,708
Other services	36,173	181,224	178,862	2,362
Supplies	<u>167,000</u>	<u>242,000</u>	<u>235,283</u>	<u>6,717</u>
	<u>6,641,160</u>	<u>6,794,625</u>	<u>6,192,646</u>	<u>601,979</u>
Capital outlay	<u>900,922</u>	<u>4,593,658</u>	<u>2,546,879</u>	<u>2,046,779</u>
Total expenditures	<u>7,552,686</u>	<u>11,398,887</u>	<u>8,746,628</u>	<u>2,652,259</u>
Deficiency of revenues over expenditures	(2,589,782)	(5,921,133)	(3,270,283)	2,650,850
Other financing sources (uses):				
Transfers in	<u>2,589,782</u>	<u>5,921,133</u>	<u>3,270,283</u>	<u>(2,650,850)</u>
Net change in fund balance	-	-	-	-
Fund balance, beginning	<u>-</u>	<u>-</u>	<u>-</u>	<u>-</u>
Fund balance, ending	<u>\$ -</u>	<u>\$ -</u>	<u>\$ -</u>	<u>\$ -</u>

LAFAYETTE CITY-PARISH CONSOLIDATED GOVERNMENT  
Lafayette, Louisiana  
Nonmajor Special Revenue Fund  
Courthouse and Jail Maintenance

Schedule of Revenues, Expenditures, and Changes in Fund Balance - Budget (GAAP Basis) and Actual  
For the Year Ended October 31, 2023

	Original Budget	Final Budget	Actual	Variance with Final Budget Positive (Negative)
Revenues:				
Taxes -				
Ad valorem	\$ 5,455,234	\$ 6,020,244	\$ 6,016,104	\$ (4,140)
Intergovernmental -				
State funds:				
State shared revenue	148,737	148,737	150,408	1,671
Investment earnings	38,350	352,201	647,443	295,242
Total revenues	<u>5,642,321</u>	<u>6,521,182</u>	<u>6,813,955</u>	<u>292,773</u>
Expenditures:				
Current -				
General government:				
Professional and technical services	217,000	217,000	216,117	883
Property services	18,344	16,644	9,226	7,418
Other services	27,000	28,700	26,510	2,190
	<u>262,344</u>	<u>262,344</u>	<u>251,853</u>	<u>10,491</u>
Public safety:				
Personnel services	206,555	217,020	217,020	-
Professional and technical services	129,918	107,505	99,587	7,918
Property services	1,291,566	1,351,566	1,229,343	122,223
Other services	218,419	155,243	155,243	-
Supplies	850	850	314	536
	<u>1,847,308</u>	<u>1,832,184</u>	<u>1,701,507</u>	<u>130,677</u>
Capital outlay	<u>200,000</u>	<u>9,524,818</u>	<u>914,587</u>	<u>8,610,231</u>
Total expenditures	<u>2,309,652</u>	<u>11,619,346</u>	<u>2,867,947</u>	<u>8,751,399</u>
Excess (deficiency) of revenues over expenditures	3,332,669	(5,098,164)	3,946,008	9,044,172
Other financing sources (uses):				
Transfers out	<u>(2,700,329)</u>	<u>(5,966,186)</u>	<u>(3,370,905)</u>	<u>2,595,281</u>
Net change in fund balance	632,340	(11,064,350)	575,103	11,639,453
Fund balance, beginning	<u>13,012,412</u>	<u>13,012,412</u>	<u>13,012,412</u>	<u>-</u>
Fund balance, ending	<u>\$ 13,644,752</u>	<u>\$ 1,948,062</u>	<u>\$ 13,587,515</u>	<u>\$ 11,639,453</u>

LAFAYETTE CITY-PARISH CONSOLIDATED GOVERNMENT  
Lafayette, Louisiana  
Nonmajor Special Revenue Fund  
Juvenile Detention Home Maintenance

Schedule of Revenues, Expenditures, and Changes in Fund Balance - Budget (GAAP Basis) and Actual  
For the Year Ended October 31, 2023

	Original Budget	Final Budget	Actual	Variance with Final Budget Positive (Negative)
Revenues:				
Taxes -				
Ad valorem	\$ 2,716,767	\$ 3,000,165	\$ 2,996,154	\$ (4,011)
Intergovernmental -				
State funds:				
State shared revenue	42,150	42,150	42,624	474
Charges for services	168,858	234,055	284,825	50,770
Investment earnings	11,601	112,555	203,968	91,413
Miscellaneous	-	8,325	9,342	1,017
Total revenues	2,939,376	3,397,250	3,536,913	139,663
Expenditures:				
Current -				
General government:				
Property services	5,997	5,997	4,018	1,979
Other	832	832	-	832
	6,829	6,829	4,018	2,811
Public safety:				
Personnel services	2,312,691	2,274,873	2,072,995	201,878
Purchased professional and technical services	676,637	665,055	496,520	168,535
Property services	91,913	116,913	89,640	27,273
Other services	165,551	47,069	41,798	5,271
Supplies	141,377	194,777	169,979	24,798
Other	15,915	18,766	9,088	9,678
	3,404,084	3,317,453	2,880,020	437,433
Capital outlay	37,000	508,712	201,905	306,807
Total expenditures	3,447,913	3,832,994	3,085,943	747,051
Excess (deficiency) of revenues over expenditures	(508,537)	(435,744)	450,970	886,714
Other financing sources (uses):				
Transfers out	-	(12,673)	-	12,673
Net change in fund balance	(508,537)	(448,417)	450,970	899,387
Fund balance, beginning	4,216,240	4,216,240	4,216,240	-
Fund balance, ending	\$ 3,707,703	\$ 3,767,823	\$ 4,667,210	\$ 899,387

LAFAYETTE CITY-PARISH CONSOLIDATED GOVERNMENT  
Lafayette, Louisiana  
Nonmajor Special Revenue Fund  
Combined Public Health

Schedule of Revenues, Expenditures, and Changes in Fund Balance - Budget (GAAP Basis) and Actual  
For the Year Ended October 31, 2023

	Original Budget	Final Budget	Actual	Variance with Final Budget Positive (Negative)
Revenues:				
Taxes -				
Ad valorem	\$ 4,311,068	\$ 4,749,461	\$ 4,747,400	\$ (2,061)
Investment earnings	<u>1,396</u>	<u>33,520</u>	<u>67,714</u>	<u>34,194</u>
Total revenues	<u>4,312,464</u>	<u>4,782,981</u>	<u>4,815,114</u>	<u>32,133</u>
Expenditures				
Current -				
General government:				
Personnel services	162,939	171,194	171,194	-
Property services	<u>9,501</u>	<u>9,501</u>	<u>6,364</u>	<u>3,137</u>
Total expenditures	<u>172,440</u>	<u>180,695</u>	<u>177,558</u>	<u>3,137</u>
Excess of revenues over expenditures	4,140,024	4,602,286	4,637,556	35,270
Other financing sources (uses):				
Transfers out	<u>(4,111,383)</u>	<u>(4,085,970)</u>	<u>(4,085,970)</u>	<u>-</u>
Net change in fund balance	28,641	516,316	551,586	35,270
Fund balance, beginning	<u>1,174,586</u>	<u>1,174,586</u>	<u>1,174,586</u>	<u>-</u>
Fund balance, ending	<u>\$ 1,203,227</u>	<u>\$ 1,690,902</u>	<u>\$ 1,726,172</u>	<u>\$ 35,270</u>

LAFAYETTE CITY-PARISH CONSOLIDATED GOVERNMENT  
Lafayette, Louisiana  
Nonmajor Special Revenue Fund  
Health Unit Maintenance

Schedule of Revenues, Expenditures, and Changes in Fund Balance - Budget (GAAP Basis) and Actual  
For the Year Ended October 31, 2023

	Original Budget	Final Budget	Actual	Variance with Final Budget Positive (Negative)
Revenues:				
Intergovernmental -				
State funds:				
State shared revenue	\$ 224,274	\$ 224,274	\$ 226,794	\$ 2,520
Investment earnings	<u>6,524</u>	<u>57,519</u>	<u>98,168</u>	<u>40,649</u>
Total revenues	<u>230,798</u>	<u>281,793</u>	<u>324,962</u>	<u>43,169</u>
Expenditures:				
Current -				
Health and welfare:				
Personnel services	663,303	663,303	546,006	117,297
Professional and technical services	644,235	645,453	644,743	710
Property services	339,210	339,210	337,500	1,710
Other services	16,501	18,442	18,442	-
Other	<u>-</u>	<u>21,724</u>	<u>21,724</u>	<u>-</u>
	1,663,249	1,688,132	1,568,415	119,717
Capital outlay	<u>-</u>	<u>103,442</u>	<u>90,453</u>	<u>12,989</u>
Total expenditures	<u>1,663,249</u>	<u>1,791,574</u>	<u>1,658,868</u>	<u>132,706</u>
Deficiency of revenues over expenditures	(1,432,451)	(1,509,781)	(1,333,906)	175,875
Other financing sources (uses):				
Transfers in	<u>1,211,501</u>	<u>1,211,501</u>	<u>1,211,501</u>	<u>-</u>
Net change in fund balance	(220,950)	(298,280)	(122,405)	175,875
Fund balance, beginning	<u>2,031,573</u>	<u>2,031,573</u>	<u>2,031,573</u>	<u>-</u>
Fund balance, ending	<u>\$ 1,810,623</u>	<u>\$ 1,733,293</u>	<u>\$ 1,909,168</u>	<u>\$ 175,875</u>

LAFAYETTE CITY-PARISH CONSOLIDATED GOVERNMENT  
Lafayette, Louisiana  
Nonmajor Special Revenue Fund  
Mosquito Abatement and Control

Schedule of Revenues, Expenditures, and Changes in Fund Balance - Budget (GAAP Basis) and Actual  
For the Year Ended October 31, 2023

	Original Budget	Final Budget	Actual	Variance with Final Budget Positive (Negative)
Revenues:				
Investment earnings	\$ 2,627	\$ 28,040	\$ 47,974	\$ 19,934
Expenditures:				
Current -				
General government:				
Professional and technical services	1,016,664	1,012,421	952,537	59,884
Other services	5,535	5,536	36	5,500
Total expenditures	1,022,199	1,017,957	952,573	65,384
Deficiency of revenues over expenditures	(1,019,572)	(989,917)	(904,599)	85,318
Other financing sources (uses):				
Transfers in	916,841	891,428	891,428	-
Net change in fund balance	(102,731)	(98,489)	(13,171)	85,318
Fund balance, beginning	868,809	868,809	868,809	-
Fund balance, ending	\$ 766,078	\$ 770,320	\$ 855,638	\$ 85,318

LAFAYETTE CITY-PARISH CONSOLIDATED GOVERNMENT  
Lafayette, Louisiana  
Nonmajor Special Revenue Fund  
Storm Water Management

Schedule of Revenues, Expenditures, and Changes in Fund Balance - Budget (GAAP Basis) and Actual  
For the Year Ended October 31, 2023

	Original Budget	Final Budget	Actual	Variance with Final Budget Positive (Negative)
Revenues:				
Taxes -				
Ad valorem	\$ 2,559,178	\$ 2,826,813	\$ 2,826,814	\$ 1
Investment earnings	<u>24,073</u>	<u>166,429</u>	<u>298,375</u>	<u>131,946</u>
Total Revenues	<u>2,583,251</u>	<u>2,993,242</u>	<u>3,125,189</u>	<u>131,947</u>
Expenditures:				
Current -				
General government:				
Personnel services	1,618,230	1,625,950	1,349,476	276,474
Professional and technical services	2,644,465	902,665	881,831	20,834
Property services	27,631	4,775,742	1,057,145	3,718,597
Other services	23,739	23,739	12,265	11,474
Supplies	4,120	3,920	3,793	127
Other	<u>5,800</u>	<u>12,703</u>	<u>12,406</u>	<u>297</u>
	4,323,985	7,344,719	3,316,916	4,027,803
Capital outlay	<u>48,000</u>	<u>1,543,969</u>	<u>243,160</u>	<u>1,300,809</u>
Total expenditures	<u>4,371,985</u>	<u>8,888,688</u>	<u>3,560,076</u>	<u>5,328,612</u>
Deficiency of revenues over expenditures	(1,788,734)	(5,895,446)	(434,887)	5,460,559
Other financing sources (uses):				
Transfers out	<u>-</u>	<u>-</u>	<u>(2,150,625)</u>	<u>(2,150,625)</u>
Net change in fund balance	(1,788,734)	(5,895,446)	(2,585,512)	3,309,934
Fund balance, beginning	<u>6,915,501</u>	<u>6,915,501</u>	<u>6,915,501</u>	<u>-</u>
Fund balance, ending	<u>\$ 5,126,767</u>	<u>\$ 1,020,055</u>	<u>\$ 4,329,989</u>	<u>\$ 3,309,934</u>

LAFAYETTE CITY-PARISH CONSOLIDATED GOVERNMENT  
Lafayette, Louisiana  
Nonmajor Special Revenue Fund  
Cultural Economy

Schedule of Revenues, Expenditures, and Changes in Fund Balance - Budget (GAAP Basis) and Actual  
For the Year Ended October 31, 2023

	Original Budget	Final Budget	Actual	Variance with Final Budget Positive (Negative)
Revenues:				
Investment earnings	\$ 2,708	\$ 12,855	\$ 24,698	\$ 11,843
Expenditures:				
Current -				
Culture and recreation:				
Professional and technical services	14,005	84,005	31,775	52,230
Other purchased services	15,150	15,150	5,015	10,135
Supplies	6,282	6,282	20	6,262
Other	6,455	36,455	30,175	6,280
	41,892	141,892	66,985	74,907
Capital outlay	-	231,941	24,033	207,908
Total expenditures	41,892	373,833	91,018	282,815
Net change in fund balance	(39,184)	(360,978)	(66,320)	294,658
Fund balance, beginning	615,308	615,308	615,308	-
Fund balance, ending	\$ 576,124	\$ 254,330	\$ 548,988	\$ 294,658



LAFAYETTE CITY-PARISH CONSOLIDATED GOVERNMENT  
Lafayette, Louisiana  
Nonmajor Special Revenue Fund  
Parishwide Street, Drainage, and Bridge

Schedule of Revenues, Expenditures, and Changes in Fund Balance - Budget (GAAP Basis) and Actual  
For the Year Ended October 31, 2023

	Original Budget	Final Budget	Actual	Variance with Final Budget Positive (Negative)
Revenues:				
Investment earnings	\$ 20,202	\$ 43,834	\$ 70,770	\$ 26,936
Miscellaneous	-	-	100	100
Total Revenues	20,202	43,834	70,870	27,036
Public Works:				
Capital outlay	-	1,743,901	1,005,235	738,666
Excess (deficiency) of revenues over expenditures	20,202	(1,700,067)	(934,365)	765,702
Other financing sources (uses):				
Transfers in	-	-	2,150,553	2,150,553
Transfers out	-	(705,696)	(249,375)	456,321
Total Other financing sources (uses)	-	(705,696)	1,901,178	2,606,874
Net change in fund balance	20,202	(2,405,763)	966,813	3,372,576
Fund balance, beginning	2,473,020	2,473,020	2,473,020	-
Fund balance, ending	\$ 2,493,222	\$ 67,257	\$ 3,439,833	\$ 3,372,576

LAFAYETTE CITY-PARISH CONSOLIDATED GOVERNMENT  
Lafayette, Louisiana  
Nonmajor Special Revenue Fund  
Parishwide Parks and Recreation

Schedule of Revenues, Expenditures, and Changes in Fund Balance - Budget (GAAP Basis) and Actual  
For the Year Ended October 31, 2023

	Original Budget	Final Budget	Actual	Variance with Final Budget Positive (Negative)
Revenues:				
Investment earnings	\$ 4,268	\$ 12,583	\$ 24,073	\$ 11,490
Expenditures:				
Current -				
Culture and recreation				
Professional and technical services	40,000	42,161	25,764	16,397
Property services	-	17,972	2,902	15,070
Other	11,000	11,000	-	16,397
	51,000	71,133	28,666	47,864
Capital outlay	-	530,410	-	530,410
Total expenditures	51,000	601,543	28,666	578,274
Net change in fund balance	(46,732)	(588,960)	(4,593)	589,764
Fund balance, beginning	666,690	666,690	666,690	-
Fund balance, ending	\$ 619,958	\$ 77,730	\$ 662,097	\$ 589,764

LAFAYETTE CITY-PARISH CONSOLIDATED GOVERNMENT  
Lafayette, Louisiana  
Nonmajor Special Revenue Fund  
Parishwide Fire Protection

Schedule of Revenues, Expenditures, and Changes in Fund Balance - Budget (GAAP Basis) and Actual  
For the Year Ended October 31, 2023

	<u>Original Budget</u>	<u>Final Budget</u>	<u>Actual</u>	<u>Variance with Final Budget Positive (Negative)</u>
Revenues:				
Ad valorem taxes	\$ 877,067	\$ 970,220	\$ 970,220	\$ -
Investment earnings	<u>363</u>	<u>6,011</u>	<u>9,080</u>	<u>3,069</u>
Total revenues	<u>877,430</u>	<u>976,231</u>	<u>979,300</u>	<u>3,069</u>
Expenditures:				
Current -				
General government				
Other	<u>1,944</u>	<u>1,944</u>	<u>1,302</u>	<u>642</u>
Public safety:				
Professional and technical services	829,856	829,856	684,787	145,069
Other services	<u>83,329</u>	<u>204,792</u>	<u>134,458</u>	<u>70,334</u>
	<u>913,185</u>	<u>1,034,648</u>	<u>819,245</u>	<u>215,403</u>
Total expenditures	<u>915,129</u>	<u>1,036,592</u>	<u>820,547</u>	<u>216,045</u>
Excess (deficiency) of revenues over expenditures	(37,699)	(60,361)	158,753	219,114
Other financing sources (uses):				
Transfers in	<u>-</u>	<u>115,000</u>	<u>-</u>	<u>(115,000)</u>
Net change in fund balance	(37,699)	54,639	158,753	104,114
Fund balance, beginning	<u>78,911</u>	<u>78,911</u>	<u>78,911</u>	<u>-</u>
Fund balance, ending	<u>\$ 41,212</u>	<u>\$ 133,550</u>	<u>\$ 237,664</u>	<u>\$ 104,114</u>

LAFAYETTE CITY-PARISH CONSOLIDATED GOVERNMENT  
Lafayette, Louisiana  
Nonmajor Special Revenue Fund  
Lafayette Parish Public Library

Schedule of Revenues, Expenditures, and Changes in Fund Balance - Budget (GAAP Basis) and Actual  
For the Year Ended October 31, 2023

	Original Budget	Final Budget	Actual	Variance with Final Budget Positive (Negative)
Revenues:				
Taxes -				
Ad valorem	\$ 10,311,973	\$ 11,700,008	\$ 11,698,013	\$ (1,995)
Intergovernmental -				
State funds:				
State shared revenue	179,334	179,334	181,347	2,013
Charges for services	62,894	62,894	58,023	(4,871)
Fines and forfeits	19,296	19,296	28,301	9,005
Investment earnings	80,611	735,341	1,364,508	629,167
Miscellaneous	75,070	78,817	83,230	4,413
Total revenues	<u>10,729,178</u>	<u>12,775,690</u>	<u>13,413,422</u>	<u>637,732</u>
Expenditures:				
Current -				
General government:				
Personnel services	12,000	12,000	11,894	106
Culture and recreation:				
Personnel services	7,813,621	7,930,624	7,246,143	684,481
Professional and technical services	948,280	865,882	823,676	42,206
Property services	1,167,647	1,197,108	1,046,998	150,110
Other services	807,509	879,977	782,270	97,707
Supplies	791,300	759,758	551,261	208,497
Other	31,643	23,949	18,530	5,419
	<u>11,560,000</u>	<u>11,657,298</u>	<u>10,468,878</u>	<u>1,188,420</u>
Debt service -				
Principal retirement	-	45,461	45,461	-
Interest charges	-	5,438	5,438	-
	<u>-</u>	<u>50,899</u>	<u>50,899</u>	<u>-</u>
Capital outlay	-	18,585,051	925,046	17,660,005
Total expenditures	<u>11,572,000</u>	<u>30,305,248</u>	<u>11,456,717</u>	<u>18,848,531</u>
Excess (deficiency) of revenues over expenditures	<u>(842,822)</u>	<u>(17,529,558)</u>	<u>1,956,705</u>	<u>19,486,263</u>
Other financing sources (uses):				
Proceeds from issuance of debt	-	829,862	-	(829,862)
Net change in fund balance	(842,822)	(16,699,696)	1,956,705	18,656,401
Fund balance, beginning	<u>30,090,792</u>	<u>30,090,792</u>	<u>30,090,792</u>	<u>-</u>
Fund balance, ending	<u>\$ 29,247,970</u>	<u>\$ 13,391,096</u>	<u>\$ 32,047,497</u>	<u>\$ 18,656,401</u>

LAFAYETTE CITY-PARISH CONSOLIDATED GOVERNMENT  
Lafayette, Louisiana  
Nonmajor Special Revenue Fund  
Municipal Transit System

Schedule of Revenues, Expenditures, and Changes in Fund Balance - Budget (GAAP Basis) and Actual  
For the Year Ended October 31, 2023

	Original Budget	Final Budget	Actual	Variance with Final Budget Positive (Negative)
Revenues:				
Intergovernmental -				
Federal grants	\$ 3,617,523	\$ 2,493,865	\$ 1,762,417	\$ (731,448)
State funds:				
Grants	-	307,245	346,195	38,950
Other	10,000	117,100	125,854	8,754
Charges for services	225,000	243,837	218,936	(24,901)
Investment earnings	-	-	22,052	22,052
Miscellaneous	150,606	150,606	138,247	(12,359)
Total revenues	<u>4,003,129</u>	<u>3,312,653</u>	<u>2,613,701</u>	<u>(698,952)</u>
Expenditures:				
Current -				
General government:				
Personnel services	<u>29,920</u>	<u>29,920</u>	<u>29,657</u>	<u>263</u>
Public works:				
Personnel services	2,443,933	2,155,633	1,922,971	232,662
Professional and technical services	445,805	458,601	453,919	4,682
Property services	216,478	252,938	193,922	59,016
Other services	1,913,509	2,188,909	1,674,022	514,887
Supplies	8,432	9,732	5,801	3,931
Other	479,893	530,435	525,035	5,400
	<u>5,508,050</u>	<u>5,596,248</u>	<u>4,775,670</u>	<u>820,578</u>
Total expenditures	<u>5,537,970</u>	<u>5,626,168</u>	<u>4,805,327</u>	<u>820,841</u>
Deficiency of revenues over expenditures	(1,534,841)	(2,313,515)	(2,191,626)	121,889
Other financing sources (uses):				
Transfers in	<u>1,534,841</u>	<u>2,313,515</u>	<u>2,173,411</u>	<u>(140,104)</u>
Net change in fund balance	-	-	(18,215)	(18,215)
Fund balance, beginning as restated	<u>-</u>	<u>-</u>	<u>18,215</u>	<u>18,215</u>
Fund balance, ending	<u>\$ -</u>	<u>\$ -</u>	<u>\$ -</u>	<u>\$ -</u>

LAFAYETTE CITY-PARISH CONSOLIDATED GOVERNMENT  
Lafayette, Louisiana  
Nonmajor Special Revenue Fund  
City Recreation and Parks

Schedule of Revenues, Expenditures, and Changes in Fund Balance - Budget (GAAP Basis) and Actual  
For the Year Ended October 31, 2023

	Original Budget	Final Budget	Actual	Variance with Final Budget Positive (Negative)
Revenues:				
Taxes -				
Ad valorem	\$ 2,967,434	\$ 3,184,483	\$ 3,181,248	\$ (3,235)
Charges for services	338,163	373,544	373,126	(418)
Investment earnings	2,926	26,659	28,516	1,857
Miscellaneous	<u>3,287</u>	<u>3,380</u>	<u>5,068</u>	<u>1,688</u>
Total revenues	<u>3,311,810</u>	<u>3,588,066</u>	<u>3,587,958</u>	<u>(108)</u>
Expenditures:				
Current -				
Culture and recreation:				
Personnel services	3,324,516	3,283,846	2,990,985	292,861
Professional and technical services	520,425	564,325	445,030	119,295
Property services	819,494	859,164	739,165	119,999
Other services	517,073	540,217	524,196	16,021
Supplies	95,756	106,408	93,722	12,686
Other	<u>281,881</u>	<u>183,567</u>	<u>153,048</u>	<u>30,519</u>
Total expenditures	<u>5,559,145</u>	<u>5,537,527</u>	<u>4,946,146</u>	<u>591,381</u>
Deficiency of revenues over expenditures	(2,247,335)	(1,949,461)	(1,358,188)	591,273
Other financing sources (uses):				
Transfers in	<u>2,247,335</u>	<u>1,949,461</u>	<u>1,358,188</u>	<u>(591,273)</u>
Net change in fund balance	-	-	-	-
Fund balance, beginning	<u>-</u>	<u>-</u>	<u>-</u>	<u>-</u>
Fund balance, ending	<u>\$ -</u>	<u>\$ -</u>	<u>\$ -</u>	<u>\$ -</u>

LAFAYETTE CITY-PARISH CONSOLIDATED GOVERNMENT  
Lafayette, Louisiana  
Nonmajor Special Revenue Fund  
Golf Courses

Schedule of Revenues, Expenditures, and Changes in Fund Balance - Budget (GAAP Basis) and Actual  
For the Year Ended October 31, 2023

	Original Budget	Final Budget	Actual	Variance with Final Budget Positive (Negative)
<b>Revenues:</b>				
Charges for services	\$ 2,613,009	\$ 2,821,707	\$ 2,977,793	\$ 156,086
Investment earnings	-	-	5,002	5,002
Miscellaneous	-	7,200	12,050	4,850
Total revenues	<u>2,613,009</u>	<u>2,828,907</u>	<u>2,994,845</u>	<u>165,938</u>
<b>Expenditures:</b>				
Current -				
Culture and recreation:				
Personnel services	1,881,258	1,721,947	1,688,025	33,922
Professional and technical services	251,303	237,952	227,477	10,475
Property services	651,454	813,230	788,806	24,424
Other services	276,112	339,756	309,168	30,588
Supplies	47,519	58,857	59,719	(862)
Other	134,336	150,780	142,473	8,307
Total expenditures	<u>3,241,982</u>	<u>3,322,522</u>	<u>3,215,668</u>	<u>106,854</u>
Deficiency of revenues over expenditures	(628,973)	(493,615)	(220,823)	272,792
<b>Other financing sources (uses):</b>				
Transfers in	<u>628,973</u>	<u>493,615</u>	<u>220,823</u>	<u>(272,792)</u>
Net change in fund balance	-	-	-	-
Fund balance, beginning	-	-	-	-
Fund balance, ending	<u>\$ -</u>	<u>\$ -</u>	<u>\$ -</u>	<u>\$ -</u>

LAFAYETTE CITY-PARISH CONSOLIDATED GOVERNMENT  
Lafayette, Louisiana  
Nonmajor Special Revenue Fund  
Natural History Museum and Planetarium

Schedule of Revenues, Expenditures, and Changes in Fund Balance - Budget (GAAP Basis) and Actual  
For the Year Ended October 31, 2023

	Original Budget	Final Budget	Actual	Variance with Final Budget Positive (Negative)
Revenues:				
Intergovernmental -				
Other	\$ -	\$ 34,500	\$ -	\$ (34,500)
Charges for services	<u>45,326</u>	<u>-</u>	<u>413</u>	<u>413</u>
Total revenues	<u>45,326</u>	<u>34,500</u>	<u>413</u>	<u>(34,087)</u>
Expenditures:				
Current -				
Culture and recreation:				
Personnel services	138,990	150,542	150,341	201
Property services	147,563	202,740	174,248	28,492
Other services	13,980	5,112	3,860	1,252
Supplies	3,210	4,849	4,498	351
Other	<u>267,061</u>	<u>276,216</u>	<u>276,216</u>	<u>-</u>
Total expenditures	<u>570,804</u>	<u>639,459</u>	<u>609,163</u>	<u>30,296</u>
Deficiency of revenues over expenditures	(525,478)	(604,959)	(608,750)	(3,791)
Other financing sources (uses):				
Transfers in	<u>525,478</u>	<u>604,959</u>	<u>608,750</u>	<u>3,791</u>
Net change in fund balance	-	-	-	-
Fund balance, beginning	<u>-</u>	<u>-</u>	<u>-</u>	<u>-</u>
Fund balance, ending	<u>\$ -</u>	<u>\$ -</u>	<u>\$ -</u>	<u>\$ -</u>



LAFAYETTE CITY-PARISH CONSOLIDATED GOVERNMENT  
Lafayette, Louisiana  
Nonmajor Special Revenue Fund  
Heymann Performing Arts Center

Schedule of Revenues, Expenditures, and Changes in Fund Balance - Budget (GAAP Basis) and Actual  
For the Year Ended October 31, 2023

	Original Budget	Final Budget	Actual	Variance with Final Budget Positive (Negative)
Revenues:				
Charges for services	\$ 3,490,526	\$ 3,359,910	\$ 3,240,942	\$ (118,968)
Investment earnings	619	54,659	67,142	12,483
Miscellaneous	-	-	9,705	9,705
Total revenues	3,491,145	3,414,569	3,317,789	(96,780)
Expenditures:				
Current -				
Culture and recreation:				
Personnel services	935,797	904,297	804,584	99,713
Professional and technical services	1,858,141	2,539,290	2,395,412	143,878
Property services	252,111	252,111	248,638	3,473
Other services	106,391	106,965	97,338	9,627
Supplies	29,510	29,510	20,175	9,335
Other	61,960	63,434	51,493	11,941
Total expenditures	3,243,910	3,895,607	3,617,640	277,967
Excess (deficiency) of revenues over expenditures	247,235	(481,038)	(299,851)	181,187
Other financing sources (uses):				
Transfers in	867,640	616,364	572,048	(44,316)
Transfers out	(1,114,875)	(135,326)	(272,197)	(136,871)
Total other financing sources (uses)	(247,235)	481,038	299,851	(181,187)
Net change in fund balance	-	-	-	-
Fund balance, beginning	-	-	-	-
Fund balance, ending	\$ -	\$ -	\$ -	\$ -

LAFAYETTE CITY-PARISH CONSOLIDATED GOVERNMENT

Lafayette, Louisiana  
 Nonmajor Special Revenue Fund  
 Animal Shelter and Care Center

Schedule of Revenues, Expenditures, and Changes in Fund Balance - Budget (GAAP Basis) and Actual  
 For the Year Ended October 31, 2023

	Original Budget	Final Budget	Actual	Variance with Final Budget Positive (Negative)
<b>Revenues:</b>				
Charges for services	\$ 300,954	\$ 295,771	\$ 297,925	\$ 2,154
Investment earnings	12,311	49,189	82,954	33,765
Miscellaneous	-	24,438	17,803	(6,635)
Total revenues	<u>313,265</u>	<u>369,398</u>	<u>398,682</u>	<u>29,284</u>
<b>Expenditures:</b>				
Current -				
General government:				
Personnel services	1,378,609	1,373,609	1,307,086	66,523
Professional and technical services	579,318	588,579	573,560	15,019
Property services	78,000	88,000	84,172	3,828
Other services	181,170	214,670	205,077	9,593
Supplies	202,000	214,727	208,741	5,986
Other	40,828	69,797	69,127	670
	<u>2,459,925</u>	<u>2,549,382</u>	<u>2,447,763</u>	<u>101,619</u>
Capital outlay	185,000	374,965	33,100	341,865
Total expenditures	<u>2,644,925</u>	<u>2,924,347</u>	<u>2,480,863</u>	<u>443,484</u>
Deficiency of revenues over expenditures	<u>(2,331,660)</u>	<u>(2,554,949)</u>	<u>(2,082,181)</u>	<u>472,768</u>
<b>Other financing sources (uses):</b>				
Transfers in	1,983,041	1,983,041	1,983,041	-
Transfers out	-	(13,000)	-	13,000
Total other financing sources (uses)	<u>1,983,041</u>	<u>1,970,041</u>	<u>1,983,041</u>	<u>13,000</u>
Net change in fund balance	(348,619)	(584,908)	(99,140)	485,768
Fund balance, beginning	<u>1,600,043</u>	<u>1,600,043</u>	<u>1,600,043</u>	<u>-</u>
Fund balance, ending	<u>\$ 1,251,424</u>	<u>\$ 1,015,135</u>	<u>\$ 1,500,903</u>	<u>\$ 485,768</u>

LAFAYETTE CITY-PARISH CONSOLIDATED GOVERNMENT  
Lafayette, Louisiana  
Nonmajor Special Revenue Fund  
Buchanan Parking Garage

Schedule of Revenues, Expenditures, and Changes in Fund Balance - Budget (GAAP Basis) and Actual  
For the Year Ended October 31, 2023

	Original Budget	Final Budget	Actual	Variance with Final Budget Positive (Negative)
Revenues:				
Charges for services	\$ 87,000	\$ 88,580	\$ 102,485	\$ 13,905
Investment earnings	-	-	574	574
Miscellaneous	<u>8,113</u>	<u>1,597</u>	<u>1,836</u>	<u>239</u>
Total revenues	<u>95,113</u>	<u>90,177</u>	<u>104,895</u>	<u>14,718</u>
Expenditures:				
Current -				
General government:				
Personnel services	116,652	121,212	71,968	49,244
Professional and technical services	170,827	81,898	67,065	14,833
Property services	5,500	4,170	999	3,171
Other services	10,958	10,958	4,528	6,430
Supplies	1,432	1,432	729	703
Other	<u>39,633</u>	<u>30,683</u>	<u>-</u>	<u>30,683</u>
Total expenditures	<u>345,002</u>	<u>250,353</u>	<u>145,289</u>	<u>105,064</u>
Deficiency of revenues over expenditures	(249,889)	(160,176)	(40,394)	119,782
Other financing sources (uses):				
Transfers in	<u>249,889</u>	<u>160,176</u>	<u>40,394</u>	<u>(119,782)</u>
Net change in fund balance	-	-	-	-
Fund balance, beginning	<u>-</u>	<u>-</u>	<u>-</u>	<u>-</u>
Fund balance, ending	<u>\$ -</u>	<u>\$ -</u>	<u>\$ -</u>	<u>\$ -</u>

LAFAYETTE CITY-PARISH CONSOLIDATED GOVERNMENT  
Lafayette, Louisiana  
Nonmajor Special Revenue Fund  
Parking Program

Schedule of Revenues, Expenditures, and Changes in Fund Balance - Budget (GAAP Basis) and Actual  
For the Year Ended October 31, 2023

	Original Budget	Final Budget	Actual	Variance with Final Budget Positive (Negative)
Revenues:				
Charges for services	\$ 449,988	\$ 436,282	\$ 452,353	\$ 16,071
Fines and forfeits	179,519	101,475	108,491	7,016
Investment earnings	-	-	287	287
Miscellaneous	-	-	1,430	1,430
Total revenues	629,507	537,757	562,561	24,804
Expenditures:				
Current -				
General government:				
Personnel services	7,515	7,515	7,449	66
Professional and technical services	1,477	1,477	1,477	-
	8,992	8,992	8,926	66
Public works:				
Personnel services	443,317	430,917	415,635	15,282
Professional and technical services	206,397	222,697	210,941	11,756
Property services	70,725	55,121	34,323	20,798
Other services	131,514	161,498	175,383	(13,885)
Supplies	5,888	5,888	4,716	1,172
Other	32,235	26,580	26,046	534
	890,076	902,701	867,044	35,657
Total expenditures	899,068	911,693	875,970	35,723
Deficiency of revenues over expenditures	(269,561)	(373,936)	(313,409)	60,527
Other financing sources (uses):				
Transfers in	269,561	373,936	313,409	(60,527)
Net change in fund balance	-	-	-	-
Fund balance, beginning	-	-	-	-
Fund balance, ending	\$ -	\$ -	\$ -	\$ -

LAFAYETTE CITY-PARISH CONSOLIDATED GOVERNMENT  
Lafayette, Louisiana  
Nonmajor Special Revenue Fund  
Codes and Permits

Schedule of Revenues, Expenditures, and Changes in Fund Balance - Budget (GAAP Basis) and Actual  
For the Year Ended October 31, 2023

	Original Budget	Final Budget	Actual	Variance with Final Budget Positive (Negative)
Revenues:				
Licenses and permits	\$ 2,877,291	\$ 2,910,068	\$ 3,354,299	\$ 444,231
Charges for services	365,707	439,923	372,853	(67,070)
Investment earnings	441	441	7,148	6,707
Miscellaneous	3,121	3,121	-	(3,121)
Total revenues	3,246,560	3,353,553	3,734,300	380,747
Expenditures:				
Current -				
General government:				
Personnel services	3,944,934	4,006,741	3,844,378	162,363
Professional and technical services	334,900	427,900	313,776	114,124
Property services	1,000	1,000	809	191
Other services	322,488	554,671	272,928	281,743
Supplies	40,930	44,457	24,440	20,017
Other	165,818	79,961	67,001	12,960
	4,810,070	5,114,730	4,523,332	591,398
Capital outlay	-	3,286	3,286	-
Total expenditures	4,810,070	5,118,016	4,526,618	591,398
Deficiency of revenues over expenditures	(1,563,510)	(1,764,463)	(792,318)	972,145
Other financing sources (uses):				
Transfers in	1,569,538	1,770,491	792,318	(978,173)
Transfers out	(6,028)	(6,028)	-	6,028
Total other financing sources (uses):	1,563,510	1,764,463	792,318	(972,145)
Net change in fund balance	-	-	-	-
Fund balance, beginning	-	-	-	-
Fund balance, ending	\$ -	\$ -	\$ -	\$ -

LAFAYETTE CITY-PARISH CONSOLIDATED GOVERNMENT  
Lafayette, Louisiana  
Nonmajor Special Revenue Fund  
Coroner's Expense

Schedule of Revenues, Expenditures, and Changes in Fund Balance - Budget (GAAP Basis) and Actual  
For the Year Ended October 31, 2023

	Original Budget	Final Budget	Actual	Variance with Final Budget Positive (Negative)
Revenues:				
Charges for services	\$ 492,424	\$ 536,733	\$ 452,272	\$(84,461)
Fines and forfeits	75,457	75,457	77,713	2,256
Investment earnings	-	-	124	124
Miscellaneous	<u>1,225</u>	<u>8,926</u>	<u>8,676</u>	<u>(250)</u>
Total revenues	<u>569,106</u>	<u>621,116</u>	<u>538,785</u>	<u>(82,331)</u>
Expenditures:				
Current -				
General government:				
Personnel services	345,180	339,380	339,241	139
Professional and technical services	475,389	512,914	396,481	116,433
Property services	67,297	61,196	57,902	3,294
Other services	10,818	24,019	23,142	877
Supplies	16,322	15,790	15,800	(10)
Other	<u>446,335</u>	<u>554,551</u>	<u>509,887</u>	<u>44,664</u>
	1,361,341	1,507,850	1,342,453	165,397
Capital outlay	<u>20,000</u>	<u>22,600</u>	<u>22,029</u>	<u>571</u>
Total expenditures	<u>1,381,341</u>	<u>1,530,450</u>	<u>1,364,482</u>	<u>165,968</u>
Deficiency of revenues over expenditures	(812,235)	(909,334)	(825,697)	83,637
Other financing sources (uses):				
Transfers in	<u>812,235</u>	<u>909,334</u>	<u>825,697</u>	<u>(83,637)</u>
Net change in fund balance	-	-	-	-
Fund balance, beginning	<u>-</u>	<u>-</u>	<u>-</u>	<u>-</u>
Fund balance, ending	<u>\$ -</u>	<u>\$ -</u>	<u>\$ -</u>	<u>\$ -</u>

LAFAYETTE CITY-PARISH CONSOLIDATED GOVERNMENT  
Lafayette, Louisiana  
Nonmajor Special Revenue Fund  
War Memorial

Schedule of Revenues, Expenditures, and Changes in Fund Balance - Budget (GAAP Basis) and Actual  
For the Year Ended October 31, 2023

	Original Budget	Final Budget	Actual	Variance with Final Budget Positive (Negative)
Revenues	\$ -	\$ -	\$ -	\$ -
Expenditures:				
Current -				
General government:				
Personnel services	112,612	102,212	85,999	16,213
Professional and technical services	12,500	7,500	1,571	5,929
Property services	145,480	160,880	151,569	9,311
Other services	9,125	9,353	9,353	-
Supplies	575	575	79	496
Other	450	450	-	450
	<u>280,742</u>	<u>280,970</u>	<u>248,571</u>	<u>32,399</u>
Capital outlay	<u>6,000</u>	<u>6,000</u>	<u>3,037</u>	<u>2,963</u>
Total expenditures	<u>286,742</u>	<u>286,970</u>	<u>251,608</u>	<u>35,362</u>
Deficiency of revenues over expenditures	(286,742)	(286,970)	(251,608)	35,362
Other financing sources (uses):				
Transfers in	<u>286,742</u>	<u>286,970</u>	<u>251,608</u>	<u>(35,362)</u>
Net change in fund balance	-	-	-	-
Fund balance, beginning	<u>-</u>	<u>-</u>	<u>-</u>	<u>-</u>
Fund balance, ending	<u>\$ -</u>	<u>\$ -</u>	<u>\$ -</u>	<u>\$ -</u>

LAFAYETTE CITY-PARISH CONSOLIDATED GOVERNMENT  
Lafayette, Louisiana  
Nonmajor Special Revenue Fund  
Criminal Court

Schedule of Revenues, Expenditures, and Changes in Fund Balance - Budget (GAAP Basis) and Actual  
For the Year Ended October 31, 2023

	Original Budget	Final Budget	Actual	Variance with Final Budget Positive (Negative)
Revenues:				
Intergovernmental -				
Other	\$ 726,811	\$ 726,811	\$ 679,944	\$ (46,867)
Charges for services	6,200	6,200	5,538	(662)
Fines and forfeits	721,209	671,801	724,781	52,980
Investment earnings	289	289	3,083	2,794
Total revenues	1,454,509	1,405,101	1,413,346	8,245
Expenditures:				
Current -				
General government				
Personnel services	726,811	726,811	702,763	24,048
Professional and technical services	728,341	728,341	494,734	233,607
Other	88,620	88,620	84,234	4,386
Total expenditures	1,543,772	1,543,772	1,281,731	262,041
Net change in fund balance	(89,263)	(138,671)	131,615	270,286
Fund balance, beginning	108,691	108,691	108,691	-
Fund balance, ending	\$ 19,428	\$ (29,980)	\$ 240,306	\$ 270,286



LAFAYETTE CITY-PARISH CONSOLIDATED GOVERNMENT  
Lafayette, Louisiana  
Nonmajor Special Revenue Fund  
Justice Department Federal Equitable Sharing

Schedule of Revenues, Expenditures, and Changes in Fund Balance - Budget (GAAP Basis) and Actual  
For the Year Ended October 31, 2023

	Original Budget	Final Budget	Actual	Variance with Final Budget Positive (Negative)
Revenues:				
Investment earnings	\$ -	\$ 1,711	\$ 2,581	\$ 870
Expenditures:				
Capital outlay	-	29,980	-	29,980
Net change in fund balance	-	(28,269)	2,581	30,850
Fund balance, beginning	-	61,748	61,748	-
Fund balance, ending	\$ -	\$ 33,479	\$ 64,329	\$ 30,850

LAFAYETTE CITY-PARISH CONSOLIDATED GOVERNMENT  
Lafayette, Louisiana  
Nonmajor Special Revenue Fund  
Traffic Safety

Schedule of Revenues, Expenditures, and Changes in Fund Balance - Budget (GAAP Basis) and Actual  
For the Year Ended October 31, 2023

	<u>Original Budget</u>	<u>Final Budget</u>	<u>Actual</u>	<u>Variance with Final Budget Positive (Negative)</u>
Revenues:				
Investment earnings	\$ 33	\$ 33	\$ 417	\$ 384
Expenditures	-	-	-	-
Net change in fund balance	33	33	417	384
Fund balance, beginning	-	-	<u>13,498</u>	<u>13,498</u>
Fund balance, ending	<u>\$ 33</u>	<u>\$ 33</u>	<u>\$ 13,915</u>	<u>\$ 13,882</u>

LAFAYETTE CITY-PARISH CONSOLIDATED GOVERNMENT  
Lafayette, Louisiana  
Nonmajor Special Revenue Fund  
Opioid Settlement

Schedule of Revenues, Expenditures, and Changes in Fund Balance - Budget (GAAP Basis) and Actual  
For the Year Ended October 31, 2023

	Original Budget	Final Budget	Actual	Variance with Final Budget Positive (Negative)
Revenues:				
Other	\$ -	\$ -	\$ 1,402,319	\$ 1,402,319
Investment earnings	-	-	(5,531)	(5,531)
Total revenues	-	-	1,396,788	1,396,788
Expenditures	-	-	-	-
Net change in fund balance	-	-	1,396,788	1,396,788
Fund balance, beginning	-	-	-	-
Fund balance, ending	<u>\$ -</u>	<u>\$ -</u>	<u>\$ 1,396,788</u>	<u>\$ 1,396,788</u>

LAFAYETTE CITY-PARISH CONSOLIDATED GOVERNMENT  
Lafayette, Louisiana  
Nonmajor Special Revenue Fund  
Narcotics Seized/Forfeited Property

Schedule of Revenues, Expenditures, and Changes in Fund Balance - Budget (GAAP Basis) and Actual  
For the Year Ended October 31, 2023

	Original Budget	Final Budget	Actual	Variance with Final Budget Positive (Negative)
Revenues:				
Other	\$ -	\$ 78,897	\$ 78,897	\$ -
Investment earnings	-	<u>21,577</u>	<u>23,337</u>	<u>1,760</u>
Total revenues	-	100,474	102,234	1,760
Expenditures:				
Capital outlay	-	<u>43,000</u>	<u>37,930</u>	<u>5,070</u>
Net change in fund balance	-	57,474	64,304	6,830
Fund balance, beginning	-	<u>128,619</u>	<u>128,619</u>	-
Fund balance, ending	<u>\$ -</u>	<u>\$ 186,093</u>	<u>\$ 192,923</u>	<u>\$ 6,830</u>

LAFAYETTE CITY-PARISH CONSOLIDATED GOVERNMENT  
Lafayette, Louisiana  
Nonmajor Special Revenue Fund  
1961 Sales Tax Trust

Schedule of Revenues, Expenditures, and Changes in Fund Balance - Budget (GAAP Basis) and Actual  
For the Year Ended October 31, 2023

	Original Budget	Final Budget	Actual	Variance with Final Budget Positive (Negative)
Revenues:				
Taxes -				
Sales and use taxes	\$ 400,000	\$ 400,000	\$ 166,463	\$ (233,537)
Investment earnings	<u>968</u>	<u>968</u>	<u>130,001</u>	<u>129,033</u>
Total revenues	400,968	400,968	296,464	(104,504)
Expenditures:				
Current -				
General government				
Professional and technical services	<u>400,000</u>	<u>400,000</u>	<u>296,464</u>	<u>103,536</u>
Excess of revenues over expenditures	<u>968</u>	<u>968</u>	-	<u>(968)</u>
Other financing sources (uses):				
Transfers in	96,884	96,884	89,106	(7,778)
Transfers out	<u>(97,852)</u>	<u>(97,852)</u>	<u>(89,106)</u>	<u>8,746</u>
Total other financing sources (uses)	<u>(968)</u>	<u>(968)</u>	-	<u>968</u>
Net change in fund balance	-	-	-	-
Fund balance, beginning	<u>-</u>	<u>-</u>	<u>-</u>	<u>-</u>
Fund balance, ending	<u>\$ -</u>	<u>\$ -</u>	<u>\$ -</u>	<u>\$ -</u>

LAFAYETTE CITY-PARISH CONSOLIDATED GOVERNMENT  
Lafayette, Louisiana  
Nonmajor Special Revenue Fund  
1985 Sales Tax Trust

Schedule of Revenues, Expenditures, and Changes in Fund Balance - Budget (GAAP Basis) and Actual  
For the Year Ended October 31, 2023

	Original Budget	Final Budget	Actual	Variance with Final Budget Positive (Negative)
Revenues:				
Taxes -				
Sales and use taxes	\$ 400,000	\$ 400,000	\$ 137,147	\$ (262,853)
Investment earnings	<u>803</u>	<u>803</u>	<u>105,188</u>	<u>104,385</u>
Total revenues	400,803	400,803	242,335	(158,468)
Expenditures:				
Current -				
General government:				
Professional and technical services	<u>400,000</u>	<u>400,000</u>	<u>242,335</u>	<u>157,665</u>
Excess of revenues over expenditures	<u>803</u>	<u>803</u>	<u>-</u>	<u>(803)</u>
Other financing sources (uses):				
Transfers in	84,034	84,034	79,717	(4,317)
Transfers out	<u>(84,837)</u>	<u>(84,837)</u>	<u>(79,717)</u>	<u>5,120</u>
Total other financing sources (uses)	<u>(803)</u>	<u>(803)</u>	<u>-</u>	<u>803</u>
Net change in fund balance	-	-	-	-
Fund balance, beginning	<u>-</u>	<u>-</u>	<u>-</u>	<u>-</u>
Fund balance, ending	<u><u>\$ -</u></u>	<u><u>\$ -</u></u>	<u><u>\$ -</u></u>	<u><u>\$ -</u></u>

LAFAYETTE CITY-PARISH CONSOLIDATED GOVERNMENT  
Lafayette, Louisiana  
Nonmajor Special Revenue Fund  
TIF Sales Tax Trusts

Schedule of Revenues, Expenditures, and Changes in Fund Balance - Budget (GAAP Basis) and Actual  
For the Year Ended October 31, 2023

	Original Budget	Final Budget	Actual	Variance with Final Budget Positive (Negative)
Revenues:				
Taxes -				
Sales and use taxes	\$ 1,080,000	\$ 953,480	\$ 1,665,536	\$ 712,056
Investment earnings	<u>3,127</u>	<u>(86,380)</u>	<u>128,224</u>	<u>214,604</u>
Total revenues	1,083,127	867,100	1,793,760	926,660
Expenditures:				
Current -				
General government:				
Professional and technical services	<u>155,366</u>	<u>4,315,588</u>	<u>848,470</u>	<u>3,467,118</u>
Net change in fund balance	927,761	(3,448,488)	945,290	4,393,778
Fund balance, beginning	<u>4,672,711</u>	<u>4,672,711</u>	<u>4,672,711</u>	<u>-</u>
Fund balance, ending	<u>\$ 5,600,472</u>	<u>\$ 1,224,223</u>	<u>\$ 5,618,001</u>	<u>\$ 4,393,778</u>

LAFAYETTE CITY-PARISH CONSOLIDATED GOVERNMENT  
Lafayette, Louisiana  
Nonmajor Special Revenue Fund  
Downtown Lafayette EDD

Schedule of Revenues, Expenditures, and Changes in Fund Balance - Budget (GAAP Basis) and Actual  
For the Year Ended October 31, 2023

	Original Budget	Final Budget	Actual	Variance with Final Budget Positive (Negative)
Revenues:				
Taxes -				
Sales and use taxes	\$ 576,000	\$ 576,000	\$ 637,625	\$ 61,625
Investment earnings	<u>30</u>	<u>30</u>	<u>12,326</u>	<u>12,296</u>
Total revenues	576,030	576,030	649,951	73,921
Expenditures:				
Current -				
General government:				
Professional and technical services	<u>35,830</u>	<u>35,830</u>	<u>33,212</u>	<u>2,618</u>
Net change in fund balance	540,200	540,200	616,739	76,539
Fund balance, beginning	<u>1,191,124</u>	<u>1,191,124</u>	<u>1,191,124</u>	<u>-</u>
Fund balance, ending	<u>\$ 1,731,324</u>	<u>\$ 1,731,324</u>	<u>\$ 1,807,863</u>	<u>\$ 76,539</u>



LAFAYETTE CITY-PARISH CONSOLIDATED GOVERNMENT  
Lafayette, Louisiana  
Nonmajor Special Revenue Fund  
University Gateway EDD

Schedule of Revenues, Expenditures, and Changes in Fund Balance - Budget (GAAP Basis) and Actual  
For the Year Ended October 31, 2023

	Original Budget	Final Budget	Actual	Final Budget Positive (Negative)
Revenues:				
Taxes -				
Sales and use taxes	\$ 512,000	\$ 495,000	\$ 515,356	\$ 20,356
Investment earnings	400	500	642	142
Total revenues	512,400	495,500	515,998	20,498
Expenditures:				
Current -				
General government:				
Professional and technical services	227,350	36,200	33,235	2,965
Net change in fund balance	285,050	459,300	482,763	23,463
Fund balance, beginning	1,065,216	1,065,216	1,065,216	-
Fund balance, ending	\$ 1,350,266	\$ 1,524,516	\$ 1,547,979	\$ 23,463

LAFAYETTE CITY-PARISH CONSOLIDATED GOVERNMENT  
Lafayette, Louisiana  
Nonmajor Special Revenue Fund  
Trappey EDD

Schedule of Revenues, Expenditures, and Changes in Fund Balance - Budget (GAAP Basis) and Actual  
For the Year Ended October 31, 2023

	Original Budget	Final Budget	Actual	Variance with Final Budget Positive (Negative)
Revenues:				
Taxes -				
Sales and use taxes	\$ 5,000	\$ 4,800	\$ 5,312	\$ 512
Investment earnings	<u>20</u>	<u>5</u>	<u>4</u>	<u>(1)</u>
Total revenues	5,020	4,805	5,316	511
Expenditures:				
Current -				
General government:				
Professional and technical services	<u>5,780</u>	<u>6,050</u>	<u>6,616</u>	<u>(566)</u>
Net change in fund balance	(760)	(1,245)	(1,300)	(55)
Fund balance, beginning	<u>10,032</u>	<u>10,032</u>	<u>10,032</u>	<u>-</u>
Fund balance, ending	<u>\$ 9,272</u>	<u>\$ 8,787</u>	<u>\$ 8,732</u>	<u>\$ (55)</u>

LAFAYETTE CITY-PARISH CONSOLIDATED GOVERNMENT  
Lafayette, Louisiana  
Nonmajor Special Revenue Fund  
Northway EDD

Schedule of Revenues, Expenditures, and Changes in Fund Balance - Budget (GAAP Basis) and Actual  
For the Year Ended October 31, 2023

	Original Budget	Final Budget	Actual	Variance with Final Budget Positive (Negative)
Revenues:				
Taxes -				
Sales and use taxes	\$ 400,000	\$ 400,000	\$ 422,648	\$ 22,648
Investment earnings	<u>30</u>	<u>30</u>	<u>8,442</u>	<u>8,412</u>
Total revenues	400,030	400,030	431,090	31,060
Expenditures:				
Current -				
General government:				
Professional and technical services	<u>30,130</u>	<u>230,130</u>	<u>19,776</u>	<u>210,354</u>
Net change in fund balance	369,900	169,900	411,314	241,414
Fund balance, beginning	<u>943,824</u>	<u>943,824</u>	<u>943,824</u>	<u>-</u>
Fund balance, ending	<u>\$ 1,313,724</u>	<u>\$ 1,113,724</u>	<u>\$ 1,355,138</u>	<u>\$ 241,414</u>

LAFAYETTE CITY-PARISH CONSOLIDATED GOVERNMENT  
Lafayette, Louisiana  
Nonmajor Special Revenue Fund  
Holy Rosary Institute EDD

Schedule of Revenues, Expenditures, and Changes in Fund Balance - Budget (GAAP Basis) and Actual  
For the Year Ended October 31, 2023

	Original Budget	Final Budget	Actual	Variance with Final Budget Positive (Negative)
Revenues:				
Taxes -				
Sales and use taxes	\$ 30,000	\$ 30,000	\$ 32,409	\$ 2,409
Investment earnings	<u>3</u>	<u>3</u>	<u>101</u>	<u>98</u>
Total revenues	30,003	30,003	32,510	2,507
Expenditures:				
Current -				
General government:				
Professional and technical services	<u>2,575</u>	<u>2,575</u>	<u>1,232</u>	<u>1,343</u>
Net change in fund balance	27,428	27,428	31,278	3,850
Fund balance, beginning	<u>60,489</u>	<u>60,489</u>	<u>60,489</u>	<u>-</u>
Fund balance, ending	<u>\$ 87,917</u>	<u>\$ 87,917</u>	<u>\$ 91,767</u>	<u>\$ 3,850</u>

LAFAYETTE CITY-PARISH CONSOLIDATED GOVERNMENT  
Lafayette, Louisiana  
Nonmajor Special Revenue Fund  
Community Development Grants

Schedule of Revenues, Expenditures, and Changes in Fund Balance - Budget (GAAP Basis) and Actual  
For the Year Ended October 31, 2023

	Original Budget	Final Budget	Actual	Variance with Final Budget Positive (Negative)
Revenues:				
Intergovernmental -				
Federal grants	\$ -	\$ 13,323,770	\$ 2,874,710	\$ (10,449,060)
Investment earnings	-	-	58,234	58,234
Miscellaneous	-	85,021	27,043	(57,978)
Total revenues	<u>-</u>	<u>13,408,791</u>	<u>2,959,987</u>	<u>(10,448,804)</u>
Expenditures:				
Current -				
Economic development and assistance:				
Personnel services	-	1,940,948	740,123	1,200,825
Professional and technical services	-	2,859,310	1,764,653	1,094,657
Property services	-	95,619	37,355	58,264
Other services	-	65,341	25,988	39,353
Supplies	-	38,609	8,557	30,052
Other	-	1,232,064	253,045	979,019
	<u>-</u>	<u>6,231,891</u>	<u>2,829,721</u>	<u>3,402,170</u>
Capital outlay	<u>-</u>	<u>7,967,304</u>	<u>294,248</u>	<u>7,673,056</u>
Total expenditures	<u>-</u>	<u>14,199,195</u>	<u>3,123,969</u>	<u>11,075,226</u>
Deficiency of revenues over expenditures	<u>-</u>	<u>(790,404)</u>	<u>(163,982)</u>	<u>626,422</u>
Other financing sources (uses):				
Transfers in	-	876,529	44,905	(831,624)
Transfers out	<u>-</u>	<u>(64,600)</u>	<u>(92,666)</u>	<u>(28,066)</u>
Total other financing sources (uses)	<u>-</u>	<u>811,929</u>	<u>(47,761)</u>	<u>(859,690)</u>
Net change in fund balance	-	21,525	(211,743)	(233,268)
Fund balance, beginning	<u>-</u>	<u>2,835,755</u>	<u>2,835,755</u>	<u>-</u>
Fund balance, ending	<u>\$ -</u>	<u>\$ 2,857,280</u>	<u>\$ 2,624,012</u>	<u>\$ (233,268)</u>

LAFAYETTE CITY-PARISH CONSOLIDATED GOVERNMENT  
Lafayette, Louisiana  
Nonmajor Special Revenue Fund  
Federal Transportation and Planning Grants

Schedule of Revenues, Expenditures, and Changes in Fund Balance - Budget (GAAP Basis) and Actual  
For the Year Ended October 31, 2023

	Original Budget	Final Budget	Actual	Variance with Final Budget Positive (Negative)
Revenues:				
Intergovernmental -				
Federal grants	\$ -	\$ 24,864,114	\$ 2,395,162	\$ (22,468,952)
Other	-	21,147	21,147	-
Total revenues	-	24,885,261	2,416,309	(22,468,952)
Expenditures:				
Current -				
Public works:				
Property services	-	2,000,000	1,305,815	694,185
Capital outlay	-	29,036,027	1,661,706	27,374,321
Total expenditures	-	31,036,027	2,967,521	28,068,506
Deficiency of revenues over expenditures	-	(6,150,766)	(551,212)	5,599,554
Other financing sources (uses):				
Transfers in	-	6,150,766	551,212	(5,599,554)
Net change in fund balance	-	-	-	-
Fund balance, beginning	-	-	-	-
Fund balance, ending	\$ -	\$ -	\$ -	\$ -

LAFAYETTE CITY-PARISH CONSOLIDATED GOVERNMENT  
Lafayette, Louisiana  
Nonmajor Special Revenue Fund  
Other Federal Grants

Schedule of Revenues, Expenditures, and Changes in Fund Balance - Budget (GAAP Basis) and Actual  
For the Year Ended October 31, 2023

	Original Budget	Final Budget	Actual	Variance with Final Budget Positive (Negative)
Revenues:				
Intergovernmental -				
Federal grants	\$ -	\$ 19,642,826	\$ 8,939,864	\$ (10,702,962)
State grants	-	560,000	-	(560,000)
Miscellaneous	-	1,513,161	235,979	(1,277,182)
Total revenues	<u>-</u>	<u>21,715,987</u>	<u>9,175,843</u>	<u>(12,540,144)</u>
Expenditures:				
Current -				
General government:				
Professional and technical services	-	-	62	(62)
Public safety:				
Personnel services	-	874,382	325,889	548,493
Professional and technical services	-	728,903	15,597	713,306
Supplies	-	6,562	1,242	5,320
Other	-	2,258,282	2,258,062	220
	<u>-</u>	<u>3,868,129</u>	<u>2,600,790</u>	<u>1,267,339</u>
Public works:				
Professional and technical services	-	-	64,700	(64,700)
Urban development and housing:				
Other purchased services	-	6,251,165	5,303,308	947,857
Economic development and assistance:				
Personnel services	-	16,468	11,271	5,197
Other purchased services	-	182,564	3,010	179,554
	<u>-</u>	<u>199,032</u>	<u>14,281</u>	<u>184,751</u>
Economic opportunity:				
Personnel services	-	7,146	7,146	-
Capital outlay	<u>-</u>	<u>12,618,941</u>	<u>66,251</u>	<u>12,552,690</u>
Total expenditures	<u>-</u>	<u>22,944,413</u>	<u>8,056,538</u>	<u>14,887,875</u>
Excess (deficiency) of revenues over expenditures	<u>-</u>	<u>(1,228,426)</u>	<u>1,119,305</u>	<u>2,347,731</u>
Other financing sources (uses):				
Transfers in	-	1,228,426	100,252	(1,128,174)
Transfers out	-	-	(1,028,945)	(1,028,945)
Total other financing sources (uses)	<u>-</u>	<u>1,228,426</u>	<u>(928,693)</u>	<u>(2,157,119)</u>
Net change in fund balance	<u>-</u>	<u>-</u>	<u>190,612</u>	<u>190,612</u>
Fund balance, beginning	<u>-</u>	<u>-</u>	<u>-</u>	<u>-</u>
Fund balance, ending	<u>\$ -</u>	<u>\$ -</u>	<u>\$ 190,612</u>	<u>\$ 190,612</u>

LAFAYETTE CITY-PARISH CONSOLIDATED GOVERNMENT  
Lafayette, Louisiana  
Nonmajor Special Revenue Fund  
Other State Grants

Schedule of Revenues, Expenditures, and Changes in Fund Balance - Budget (GAAP Basis) and Actual  
For the Year Ended October 31, 2023

	Original Budget	Final Budget	Actual	Variance with Final Budget Positive (Negative)
Revenues:				
Intergovernmental -				
State funds:				
Grants	\$ -	\$ 20,303,994	\$ 15,994,590	\$ (4,309,404)
Expenditures:				
Current -				
General Government:				
Supplies	-	1,308	1,308	-
Other	-	1,092	1,092	-
	-	2,400	2,400	-
Public works:				
Professional and technical services	-	3,000	3,000	-
Economic development and assistance:				
Professional and technical services	-	40,087	-	40,087
Capital outlay	-	20,564,713	11,034,188	9,530,525
Total expenditures	-	20,610,200	11,039,588	9,570,612
Excess (deficiency) of revenues over expenditures	-	(306,206)	4,955,002	5,261,208
Other financing sources (uses):				
Transfers in	-	2,306,206	2,500,000	193,794
Transfers out	-	-	(7,455,002)	(7,455,002)
Total other financing sources (uses)	-	2,306,206	(4,955,002)	(7,261,208)
Net change in fund balance	-	2,000,000	-	(2,000,000)
Fund balance, beginning	-	-	-	-
Fund balance, ending	\$ -	\$ 2,000,000	\$ -	\$ (2,000,000)



LAFAYETTE CITY-PARISH CONSOLIDATED GOVERNMENT  
Lafayette, Louisiana  
Nonmajor Special Revenue Fund  
Other Grants

Schedule of Revenues, Expenditures, and Changes in Fund Balance - Budget (GAAP Basis) and Actual  
For the Year Ended October 31, 2023

	Original Budget	Final Budget	Actual	Variance with Final Budget Positive (Negative)
Revenues:				
Miscellaneous	\$ -	\$ 168,543	\$ 12,987	\$ (155,556)
Expenditures:				
Current -				
Public Safety:				
Supplies	-	1,500	804	696
Other	-	10,000	9,998	2
	-	11,500	10,802	698
Public works:				
Other	-	17,259	165	17,094
Capital outlay	-	178,516	6,060	172,456
Total expenditures	-	207,275	17,027	190,248
Deficiency of revenues over expenditures	-	(38,732)	(4,040)	34,692
Other financing sources (uses):				
Transfers in	-	38,732	4,040	(34,692)
Net change in fund balance	-	-	-	-
Fund balance, beginning	-	-	-	-
Fund balance, ending	\$ -	\$ -	\$ -	\$ -



Lafayette

CONSOLIDATED GOVERNMENT

**Nonmajor  
Debt Service Funds**

## Nonmajor Governmental Funds

### Debt Service Funds

Debt Service Funds account for and report financial resources that are restricted or committed for payment of general long-term debt principal, interest, and paying agent fees.

**1961 Sales Tax Bonds Sinking Fund** - accounts for sales tax revenues dedicated for the payment of principal and interest requirements of all 1961 outstanding Public Improvement Sales Tax Bonds of the City of Lafayette. Also accounts for the portion of the bonds issued for the purpose of advance refunding for certain outstanding obligations of the City.

**1961 Sales Tax Bonds Reserve Fund** - this reserve fund accounts for a specified amount or balance that is required to be kept in case any pledged revenues are insufficient to pay debt service requirements for the 1961 City Sales Tax Bonds.

**1985 Sales Tax Bonds Sinking Fund** - accounts for sales tax revenues dedicated for the payment of principal and interest requirements of all 1985 outstanding Public Improvement Sales Tax Bonds of the City of Lafayette. Also accounts for the portion of the bonds issued for the purpose of advance refunding for certain outstanding obligations of the City.

**1985 Sales Tax Bonds Reserve Fund** - this reserve fund accounts for a specified amount or balance that is required to be kept in case any pledged revenues are insufficient to pay debt service requirements for the 1985 City Sales Tax Bonds.

**Sewer Assessment Bonds** - to account for the payment of principal and interest on bonds issued for the acquisition, development, and improvements to the City of Lafayette's sewers. Funding consists of special assessment taxes to the public who will benefit from the improvements.

**Contingencies Sinking Fund** - accounts for revenues from ad valorem taxes assessed by the Parish dedicated for the payment of principal and interest requirements for the Lafayette Parish General Obligation Bonds.

**Certificates of Indebtedness, Series 2011 Sinking Fund** - accounts for excess annual revenue dedicated for the payment of principal and interest requirements of the 2011 City Certificate of Indebtedness.

**Limited Tax Refunding Bonds Sinking Fund** - this fund is used to account for the payment of principal, interest, and related charges for the 2020 Bond Series. Funding consists of proceeds from ad valorem taxes assessed by the City.

LAFAYETTE CITY-PARISH CONSOLIDATED GOVERNMENT  
Lafayette, Louisiana

Combining Balance Sheet  
Nonmajor Debt Service Funds  
October 31, 2023

	1961 Sales Tax Bonds		1985 Sales Tax Bonds	
	Sinking Fund	Reserve Fund	Sinking Fund	Reserve Fund
<b>ASSETS</b>				
Cash and interest-bearing deposits	\$ 6,865,195	\$ 109,447	\$ 2,990,053	\$ 164,687
Investments	-	8,194,099	-	7,637,049
Assessments receivable:				
Delinquent	-	-	-	-
Accrued interest receivable	-	96,450	-	55,062
Due from other funds	<u>1,385,854</u>	<u>232</u>	<u>948,432</u>	<u>336</u>
Total assets	<u>\$ 8,251,049</u>	<u>\$ 8,400,228</u>	<u>\$ 3,938,485</u>	<u>\$ 7,857,134</u>
 <b>LIABILITIES AND FUND BALANCES</b>				
Liabilities:				
Due to other funds	\$ 1,403,108	\$ 1,370,867	\$ 995,985	\$ 944,112
Fund balances:				
Restricted - Debt service	<u>6,847,941</u>	<u>7,029,361</u>	<u>2,942,500</u>	<u>6,913,022</u>
Total liabilities and fund balances	<u>\$ 8,251,049</u>	<u>\$ 8,400,228</u>	<u>\$ 3,938,485</u>	<u>\$ 7,857,134</u>

<u>Sewer Assessment Bonds</u>	<u>Contingencies Sinking Fund</u>	<u>Certificates of Indebtedness, Series 2011 Sinking Fund</u>	<u>Limited Tax Refunding Bonds Sinking Fund</u>	<u>Total</u>
\$ -	\$ 770,815	\$ 78,280	\$ 109,045	\$ 11,087,522
-	3,030,887	307,803	428,773	19,598,611
25,786	-	-	-	25,786
-	19,655	1,996	2,781	175,944
-	-	-	-	2,334,854
<u>\$ 25,786</u>	<u>\$ 3,821,357</u>	<u>\$ 388,079</u>	<u>\$ 540,599</u>	<u>\$ 33,222,717</u>
\$ 25,786	\$ -	\$ -	\$ -	\$ 4,739,858
<u>-</u>	<u>3,821,357</u>	<u>388,079</u>	<u>540,599</u>	<u>28,482,859</u>
<u>\$ 25,786</u>	<u>\$ 3,821,357</u>	<u>\$ 388,079</u>	<u>\$ 540,599</u>	<u>\$ 33,222,717</u>

LAFAYETTE CITY-PARISH CONSOLIDATED GOVERNMENT  
Lafayette, Louisiana

Combining Statement of Revenues, Expenditures, and Changes in Fund Balances  
Nonmajor Debt Service Funds  
For the Year Ended October 31, 2023

	1961 Sales Tax Bonds		1985 Sales Tax Bonds	
	Sinking Fund	Reserve Fund	Sinking Fund	Reserve Fund
Revenues:				
Taxes -				
Ad valorem	\$ -	\$ -	\$ -	\$ -
Sales and use	13,053,184	-	10,071,269	-
Investment earnings	202,337	302,440	189,552	311,221
Total revenues	13,255,521	302,440	10,260,821	311,221
Expenditures:				
Current -				
General government	-	-	-	-
Debt service -				
Principal retirement	8,915,000	-	7,425,000	-
Interest and fiscal charges	4,061,468	-	3,591,885	-
Total debt service	12,976,468	-	11,016,885	-
Total expenditures	12,976,468	-	11,016,885	-
Excess (deficiency) of revenues over expenditures	279,053	302,440	(756,064)	311,221
Other financing sources (uses):				
Transfers in	610,754	-	537,092	-
Transfers out	(687,599)	(699,860)	(551,028)	(616,809)
Total other financing sources (uses)	(76,845)	(699,860)	(13,936)	(616,809)
Net change in fund balances	202,208	(397,420)	(770,000)	(305,588)
Fund balances, beginning	6,645,733	7,426,781	3,712,500	7,218,610
Fund balances, ending	\$ 6,847,941	\$ 7,029,361	\$ 2,942,500	\$ 6,913,022

<u>Sewer Assessment Bonds</u>	<u>Contingencies Sinking Fund</u>	<u>Certificates of Indebtedness, Series 2011 Sinking Fund</u>	<u>Limited Tax Refunding Bonds Sinking Fund</u>	<u>Total</u>
\$ -	\$ 4,432,140	\$ -	\$ -	\$ 4,432,140
-	-	539,149	-	23,663,602
-	181,023	14,573	36,704	1,237,850
<u>-</u>	<u>4,613,163</u>	<u>553,722</u>	<u>36,704</u>	<u>29,333,592</u>
-	159,955	-	-	159,955
-	3,740,000	465,000	2,475,000	23,020,000
-	1,224,150	64,149	317,652	9,259,304
-	4,964,150	529,149	2,792,652	32,279,304
-	5,124,105	529,149	2,792,652	32,439,259
-	(510,942)	24,573	(2,755,948)	(3,105,667)
-	-	-	2,791,652	3,939,498
-	-	-	-	(2,555,296)
-	-	-	2,791,652	1,384,202
-	(510,942)	24,573	35,704	(1,721,465)
-	4,332,299	363,506	504,895	30,204,324
<u>\$ -</u>	<u>\$ 3,821,357</u>	<u>\$ 388,079</u>	<u>\$ 540,599</u>	<u>\$ 28,482,859</u>



LAFAYETTE CITY-PARISH CONSOLIDATED GOVERNMENT  
Lafayette, Louisiana  
Nonmajor Debt Service Fund  
1961 Sales Tax Bonds Sinking Fund

Schedule of Revenues, Expenditures, and Changes in Fund Balance - Budget (GAAP Basis) and Actual  
For the Year Ended October 31, 2023

	Original Budget	Final Budget	Actual	Variance with Final Budget Positive (Negative)
Revenues:				
Taxes -				
Sales and use	\$ 13,198,228	\$ 13,198,228	\$ 13,053,184	\$ (145,044)
Investment earnings	4,884	4,884	202,337	197,453
Total revenues	<u>13,203,112</u>	<u>13,203,112</u>	<u>13,255,521</u>	<u>52,409</u>
Expenditures:				
Debt service -				
Principal retirement	8,915,000	8,915,000	8,915,000	-
Interest and fiscal charges	4,081,022	4,081,022	4,061,468	19,554
Debt issuance cost	-	67,652	-	67,652
Total expenditures	<u>12,996,022</u>	<u>13,063,674</u>	<u>12,976,468</u>	<u>87,206</u>
Excess of revenues over expenditures	<u>207,090</u>	<u>139,438</u>	<u>279,053</u>	<u>139,615</u>
Other financing sources (uses):				
Transfers in	-	-	610,754	610,754
Transfers out	(4,884)	(4,884)	(687,599)	(682,715)
Total other financing sources (uses)	<u>(4,884)</u>	<u>(4,884)</u>	<u>(76,845)</u>	<u>(71,961)</u>
Net change in fund balance	202,206	134,554	202,208	67,654
Fund balance, beginning	<u>6,645,733</u>	<u>6,645,733</u>	<u>6,645,733</u>	<u>-</u>
Fund balance, ending	<u>\$ 6,847,939</u>	<u>\$ 6,780,287</u>	<u>\$ 6,847,941</u>	<u>\$ 67,654</u>

LAFAYETTE CITY-PARISH CONSOLIDATED GOVERNMENT  
Lafayette, Louisiana  
Nonmajor Debt Service Fund  
1961 Sales Tax Bonds Reserve Fund

Schedule of Revenues, Expenditures, and Changes in Fund Balance - Budget (GAAP Basis) and Actual  
For the Year Ended October 31, 2023

	Original Budget	Final Budget	Actual	Variance with Final Budget Positive (Negative)
Revenues:				
Investment earnings	\$ 92,000	\$ 92,000	\$ 302,440	\$ 210,440
Expenditures	-	-	-	-
Excess of revenues over expenditures	92,000	92,000	302,440	210,440
Other financing sources (uses):				
Transfers out	(692,000)	(692,000)	(699,860)	(7,860)
Net change in fund balance	(600,000)	(600,000)	(397,420)	202,580
Fund balance, beginning	7,426,781	7,426,781	7,426,781	-
Fund balance, ending	\$ 6,826,781	\$ 6,826,781	\$ 7,029,361	\$ 202,580

LAFAYETTE CITY-PARISH CONSOLIDATED GOVERNMENT  
Lafayette, Louisiana  
Nonmajor Debt Service Fund  
1985 Sales Tax Bonds Sinking Fund

Schedule of Revenues, Expenditures, and Changes in Fund Balance - Budget (GAAP Basis) and Actual  
For the Year Ended October 31, 2023

	Original Budget	Final Budget	Actual	Variance with Final Budget Positive (Negative)
Revenues:				
Taxes -				
Sales and use	\$ 10,253,239	\$ 10,253,239	\$ 10,071,269	\$ (181,970)
Investment earnings	4,034	4,034	189,552	185,518
Total revenues	10,257,273	10,257,273	10,260,821	3,548
Expenditures:				
Debt service -				
Principal retirement	7,425,000	7,425,000	7,425,000	-
Interest and fiscal charges	3,602,273	3,602,273	3,591,885	10,388
Debt issuance cost	-	23,818	-	23,818
Total expenditures	11,027,273	11,051,091	11,016,885	34,206
Deficiency of revenues over expenditures	(770,000)	(793,818)	(756,064)	37,754
Other financing sources (uses):				
Transfers in	-	-	537,092	537,092
Transfers out	-	-	(551,028)	(551,028)
Total other financing sources (uses)	-	-	(13,936)	(13,936)
Net change in fund balance	(770,000)	(793,818)	(770,000)	23,818
Fund balance, beginning	3,712,500	3,712,500	3,712,500	-
Fund balance, ending	\$ 2,942,500	\$ 2,918,682	\$ 2,942,500	\$ 23,818

LAFAYETTE CITY-PARISH CONSOLIDATED GOVERNMENT  
Lafayette, Louisiana  
Nonmajor Debt Service Fund  
1985 Sales Tax Bonds Reserve Fund

Schedule of Revenues, Expenditures, and Changes in Fund Balance - Budget (GAAP Basis) and Actual  
For the Year Ended October 31, 2023

	<u>Original Budget</u>	<u>Final Budget</u>	<u>Actual</u>	<u>Variance with Final Budget Positive (Negative)</u>
Revenues:				
Investment earnings	\$ 80,000	\$ 80,000	\$ 311,221	\$ 231,221
Expenditures	-	-	-	-
Excess of revenues over expenditures	<u>80,000</u>	<u>80,000</u>	<u>311,221</u>	<u>231,221</u>
Other financing sources (uses):				
Transfers out	<u>(80,000)</u>	<u>(80,000)</u>	<u>(616,809)</u>	<u>(536,809)</u>
Net change in fund balance	-	-	(305,588)	(305,588)
Fund balance, beginning	<u>7,218,610</u>	<u>7,218,610</u>	<u>7,218,610</u>	-
Fund balance, ending	<u>\$ 7,218,610</u>	<u>\$ 7,218,610</u>	<u>\$ 6,913,022</u>	<u>\$ (305,588)</u>

LAFAYETTE CITY-PARISH CONSOLIDATED GOVERNMENT  
Lafayette, Louisiana  
Nonmajor Debt Service Fund  
Contingencies Sinking Fund

Schedule of Revenues, Expenditures, and Changes in Fund Balance - Budget (GAAP Basis) and Actual  
For the Year Ended October 31, 2023

	Original Budget	Final Budget	Actual	Variance with Final Budget Positive (Negative)
Revenues:				
Taxes -				
Ad valorem	\$ 4,118,177	\$ 4,425,115	\$ 4,432,140	\$ 7,025
Investment earnings	16,492	98,828	181,023	82,195
Total revenues	<u>4,134,669</u>	<u>4,523,943</u>	<u>4,613,163</u>	<u>89,220</u>
Expenditures:				
Current -				
General government	164,585	164,585	159,955	4,630
Debt service -				
Principal retirement	3,740,000	3,740,000	3,740,000	-
Interest and fiscal charges	1,226,150	1,226,150	1,224,150	2,000
Debt issuance cost	-	168,227	-	168,227
Total debt service	<u>4,966,150</u>	<u>5,134,377</u>	<u>4,964,150</u>	<u>170,227</u>
Total expenditures	<u>5,130,735</u>	<u>5,298,962</u>	<u>5,124,105</u>	<u>174,857</u>
Net change in fund balance	(996,066)	(775,019)	(510,942)	264,077
Fund balance, beginning	<u>4,332,299</u>	<u>4,332,299</u>	<u>4,332,299</u>	<u>-</u>
Fund balance, ending	<u>\$ 3,336,233</u>	<u>\$ 3,557,280</u>	<u>\$ 3,821,357</u>	<u>\$ 264,077</u>

LAFAYETTE CITY-PARISH CONSOLIDATED GOVERNMENT  
Lafayette, Louisiana  
Nonmajor Debt Service Fund  
Certificates of Indebtedness, Series 2011 Sinking Fund

Schedule of Revenues, Expenditures, and Changes in Fund Balance - Budget (GAAP Basis) and Actual  
For the Year Ended October 31, 2023

	Original Budget	Final Budget	Actual	Variance with Final Budget Positive (Negative)
Revenues:				
Taxes -				
Sales and use	\$ 538,072	\$ 538,072	\$ 539,149	\$ 1,077
Investment earnings	<u>4,000</u>	<u>4,000</u>	<u>14,573</u>	<u>10,573</u>
Total revenues	<u>542,072</u>	<u>542,072</u>	<u>553,722</u>	<u>11,650</u>
Expenditures:				
Debt service -				
Principal retirement	465,000	465,000	465,000	-
Interest and fiscal charges	<u>64,149</u>	<u>64,149</u>	<u>64,149</u>	<u>-</u>
Total expenditures	<u>529,149</u>	<u>529,149</u>	<u>529,149</u>	<u>-</u>
Net change in fund balance	12,923	12,923	24,573	11,650
Fund balance, beginning	<u>363,506</u>	<u>363,506</u>	<u>363,506</u>	<u>-</u>
Fund balance, ending	<u>\$ 376,429</u>	<u>\$ 376,429</u>	<u>\$ 388,079</u>	<u>\$ 11,650</u>

LAFAYETTE CITY-PARISH CONSOLIDATED GOVERNMENT  
Lafayette, Louisiana  
Nonmajor Debt Service Fund  
Limited Tax Refunding Bonds Sinking Fund

Schedule of Revenues, Expenditures, and Changes in Fund Balance - Budget (GAAP Basis) and Actual  
For the Year Ended October 31, 2023

	Original Budget	Final Budget	Actual	Variance with Final Budget Positive (Negative)
Revenues:				
Investment earnings	\$ 1,737	\$ 1,737	\$ 36,704	\$ 34,967
Expenditures:				
Debt service -				
Principal retirement	2,475,000	2,475,000	2,475,000	-
Interest and fiscal charges	319,252	319,252	317,652	1,600
Debt issuance costs	-	8,313	-	8,313
Total expenditures	2,794,252	2,802,565	2,792,652	9,913
Deficiency of revenues over expenditures	(2,792,515)	(2,800,828)	(2,755,948)	44,880
Other financing sources (uses):				
Transfers in	2,791,652	2,791,652	2,791,652	-
Net change in fund balance	(863)	(9,176)	35,704	44,880
Fund balance, beginning	504,895	504,895	504,895	-
Fund balance, ending	\$ 504,032	\$ 495,719	\$ 540,599	\$ 44,880

**Nonmajor  
Capital Projects Funds**



## **Nonmajor Governmental Funds**

### **Capital Projects Funds**

Capital Projects Funds are used to account for the acquisition and construction of major capital facilities other than those financed by proprietary funds.

**City LA DOTD Projects Fund** – this fund is used to account for funding provided by LA Department of Transportation which is to be expended on construction projects approved by the State Legislature on state roads that the City of Lafayette has taken responsibility of.

**Parish LA DOTD Projects Fund** – this fund is used to account for funding provided by the LA Department of Transportation which is to be expended on construction projects approved by the State Legislature on state roads that the Parish of Lafayette has taken responsibility of.

**City Combined Bond Construction Fund** – this fund is to account for the proceeds from bond issues used to finance capital improvement projects within the City of Lafayette. These bond issues are secured and payable from a pledge and dedication of the proceeds of either the 1961 City sales and use tax or the 1985 City sales and use tax.

LAFAYETTE CITY-PARISH CONSOLIDATED GOVERNMENT  
Lafayette, Louisiana

Combining Balance Sheet  
Nonmajor Capital Projects Funds  
October 31, 2023

	City LA DOTD Projects	Parish LA DOTD Projects	City Combined Bond Construction	Total
<b>ASSETS</b>				
Cash and interest-bearing deposits	\$ 574,332	\$ 2,253,580	\$ 2,268,259	\$ 5,096,171
Investments	2,258,306	8,861,205	8,918,921	20,038,432
Accrued interest receivable	14,645	57,465	57,839	129,949
Due from other funds	-	-	5,034,011	5,034,011
Total assets	<u>\$ 2,847,283</u>	<u>\$ 11,172,250</u>	<u>\$ 16,279,030</u>	<u>\$ 30,298,563</u>
 <b>LIABILITIES AND FUND BALANCES</b>				
Liabilities:				
Contracts payable	\$ 241,066	\$ 10,681	\$ 1,180,388	\$ 1,432,135
Retainage payable	118,264	-	279,248	397,512
Total liabilities	<u>359,330</u>	<u>10,681</u>	<u>1,459,636</u>	<u>1,829,647</u>
 Fund balances:				
Restricted - Capital expenditures	<u>2,487,953</u>	<u>11,161,569</u>	<u>14,819,394</u>	<u>28,468,916</u>
Total liabilities and fund balances	<u>\$ 2,847,283</u>	<u>\$ 11,172,250</u>	<u>\$ 16,279,030</u>	<u>\$ 30,298,563</u>

LAFAYETTE CITY-PARISH CONSOLIDATED GOVERNMENT  
Lafayette, Louisiana

Combining Statement of Revenues, Expenditures, and Changes in Fund Balances  
Nonmajor Capital Projects Funds  
For the Year Ended October 31, 2023

	City LA DOTD Projects	Parish LA DOTD Projects	City Combined Bond Construction	Total
Revenues:				
Investment earnings	\$ 174,316	\$ 454,273	\$ 645,854	\$ 1,274,443
Expenditures:				
Current -				
General government	-	-	207,641	207,641
Capital outlay	2,322,573	186,447	7,038,363	9,547,383
Total expenditures	2,322,573	186,447	7,246,004	9,755,024
Excess (deficiency) of revenues over expenditures	(2,148,257)	267,826	(6,600,150)	(8,480,581)
Other financing sources (uses):				
Transfers in	-	-	4,999,999	4,999,999
Transfers out	-	-	(113,909)	(113,909)
Total other financing sources (uses)	-	-	4,886,090	4,886,090
Net change in fund balances	(2,148,257)	267,826	(1,714,060)	(3,594,491)
Fund balances, beginning	4,636,210	10,893,743	16,533,454	32,063,407
Fund balances, ending	\$ 2,487,953	\$ 11,161,569	\$ 14,819,394	\$28,468,916

LAFAYETTE CITY-PARISH CONSOLIDATED GOVERNMENT  
Lafayette, Louisiana

Schedule of Expenditures Compared to Capital Budget  
City LA DOTD Projects  
For the Year Ended October 31, 2023

	<u>Project Authorization</u>	<u>Expenditures</u>		<u>Balance of Incomplete Projects</u>
		<u>Prior Years</u>	<u>Current Year</u>	
Street projects:				
Pinhook Road Improvements	\$ 2,500,000	\$ 92	\$ 2,092,026	\$ 407,882
Pinhook Turn Lane	<u>2,200,000</u>	<u>18,298</u>	<u>230,547</u>	<u>1,951,155</u>
	<u>\$ 4,700,000</u>	<u>\$ 18,390</u>	<u>\$ 2,322,573</u>	<u>\$ 2,359,037</u>

LAFAYETTE CITY-PARISH CONSOLIDATED GOVERNMENT  
Lafayette, Louisiana

Schedule of Expenditures Compared to Capital Budget  
Parish LA DOTD Projects  
For the Year Ended October 31, 2023

	Project Authorization	Expenditures		Balance of Incomplete Projects
		Prior Years	Current Year	
Street projects:				
E. Broussard at Robley Roundabout	\$ 2,500,000	\$ -	\$ 62,506	\$ 2,437,494
Duhon at W. Broussard Roundabout	2,500,000	-	123,941	2,376,059
Duhon Road Improvements	6,000,000	-	-	6,000,000
	<u>\$ 11,000,000</u>	<u>\$ -</u>	<u>\$ 186,447</u>	<u>\$ 10,813,553</u>

LAFAYETTE CITY-PARISH CONSOLIDATED GOVERNMENT  
Lafayette, Louisiana

Schedule of Expenditures Compared to Capital Budget  
City Combined Bond Construction  
For the Year Ended October 31, 2023

	Project Authorization	Expenditures		Balance of Incomplete Projects
		Prior Years	Current Year	
Street projects:				
Blue Bird Drive Extension Widening	\$ 549,498	\$ 111,726	\$ 64,763	\$ 373,009
Bridge Replacements	519,362	175,778	63,898	279,686
Downtown Sidewalks/Curbs/Overlay	820,000	112,850	23,850	683,300
Duhon Road Widening	1,307,987	111,463	96,060	1,100,464
Dulles Drive Widening	10,318,667	9,697,406	621,261	-
E. Pont Des Mouton Rd Wide Phase II	1,546,203	1,440,201	5,268	100,734
Frem Boustany Extension	526,270	510,732	-	15,538
N Domingue-Dulles Roundabout	759,302	675,018	84,284	-
N St Antoine Ext-Pont Des Mouton	2,324,285	261,880	440,186	1,622,219
Pecan/Buick/Pine/Chestr Sidewalk	250,000	23,490	12,132	214,378
Pinhook/Kaliste Saloom Turn Lane	250,000	17,003	62,413	170,584
Polly Lane Extension	561,085	559,153	-	1,932
University Corridor Initiative	1,600,000	1,599,985	-	15
N St Antoine Street Extension	9,600,000	7,547	683	9,591,770
New River Oaks Pump Station	30,171	25,171	-	5,000
Downtown Street/Sidewalk Phase III	283,445	38,299	130,855	114,291
Johnston Street Relighting	250,000	166,400	9,700	73,900
Lake Farm Rd Ext (Frem/Verot)	267,381	16,886	34,819	215,676
MPO LA-182/Renaud Roundabout MTC	100,000	77,141	-	22,859
Lake Farm Rd Ext (Kal/Settlers)	86,000	-	889	85,111
General Sidewalk Improvements	500,000	48,807	178,526	272,667
St Mary/ St Landry ADA Sidewalk Imp	125,000	325	49,428	75,247
	<u>33,686,795</u>	<u>16,789,400</u>	<u>1,879,015</u>	<u>15,018,380</u>
Drainage projects:				
Concrete Coulee Renovations	2,201,006	539,263	76,201	1,585,542
Walker Road Drainage	3,190,495	1,701,514	1,465,301	23,680
Storm Water Division	4,130,716	3,833,018	85,000	212,698
City Storm Water Diversion	685,879	555,474	30,678	99,727
Nottingham Drain/Raintree Coulee	697,628	655,171	42,457	-
River Oaks Detention	231,301	220	-	231,081
	<u>11,137,025</u>	<u>7,284,660</u>	<u>1,699,637</u>	<u>2,152,728</u>

(continued)

LAFAYETTE CITY-PARISH CONSOLIDATED GOVERNMENT  
Lafayette, Louisiana

Schedule of Expenditures Compared to Capital Budget  
City Combined Bond Construction (Continued)  
For the Year Ended October 31, 2023

	Project Authorization	Expenditures		Balance of Incomplete Projects
		Prior Years	Current Year	
Park and Recreation projects:				
Girard Park Improvements	300,000	294,354	-	5,646
Atheletic Facilities	2,000,000	-	5,500	1,994,500
Park Improvements - City Wide	364,767	295,930	5,888	62,949
Recreation Center Improvements	650,000	542,452	10,724	96,824
Tennis Facility Improvements	253,958	150,536	-	103,422
MLK Pool Enclosure	800,000	-	6,150	793,850
Moore Park Complex	10,700,000	5	487,996	10,211,999
Biking/Walking Trail	5,340,000	309,754	702,513	4,327,733
Brown Park	12,134,957	106,551	2,053,667	9,974,739
	<u>32,565,947</u>	<u>1,721,847</u>	<u>3,272,438</u>	<u>27,571,662</u>
Building projects:				
Fire Station No. 3	2,977,553	2,844,280	133,273	-
City Court and Marshal Complex	9,500,000	-	36,738	9,463,262
Fire Station No. 5	2,187,013	-	17,262	2,169,751
	<u>14,664,566</u>	<u>2,844,280</u>	<u>187,273</u>	<u>11,633,013</u>
	<u>\$ 92,054,333</u>	<u>\$ 28,640,187</u>	<u>\$ 7,038,363</u>	<u>\$ 56,375,783</u>



Lafayette

CONSOLIDATED GOVERNMENT



**Nonmajor  
Enterprise Funds**

## Nonmajor Enterprise Funds

Enterprise funds account for operations: (a) that are financed and operated in a manner similar to private business enterprises, where the intent of the governing body is that the costs (expenses, including depreciation) of providing goods or services to the general public on a continuing basis be financed or recovered primarily through user charges; or (b) where the governing body has decided that periodic determination of revenues earned, expenses incurred, and/or net income is appropriate for capital maintenance, public policy, management control, accountability, or other purposes.

**Environmental Services Disposal Fund** - this fund is to account for the revenues, expenses, and fixed assets associated with the operations of the Environmental Quality Division which consists of compost disposal, solid waste disposal and other environmental issues in Lafayette Parish.

**CNG Service Station Fund** - this fund is to account for the revenues and expenses associated with the operation and maintenance of the Compressed Natural Gas (CNG) service station which services both public and private vehicles.

LAFAYETTE CITY-PARISH CONSOLIDATED GOVERNMENT  
Lafayette, Louisiana

Combining Statement of Net Position  
Nonmajor Enterprise Funds  
October 31, 2023  
With Comparative Totals for October 31, 2022

	2023			2022
	Environmental Services Disposal	CNG Service Station	Total Nonmajor Enterprise Funds	
<b>ASSETS</b>				
<b>CURRENT ASSETS</b>				
Cash and interest-bearing deposits	\$ 1,356,280	\$ 141,965	\$ 1,498,245	\$ 1,227,631
Investments	5,331,311	558,213	5,889,524	4,279,693
Accounts receivable, net	2,465,346	-	2,465,346	2,627,013
Accrued interest receivable	34,574	3,620	38,194	19,291
Due from other funds	2,003,048	-	2,003,048	1,796,860
Total current assets	<u>11,190,559</u>	<u>703,798</u>	<u>11,894,357</u>	<u>9,950,488</u>
<b>NONCURRENT ASSETS</b>				
Capital assets:				
Land	3,147,688	-	3,147,688	3,147,688
Buildings and site improvements, net	72,040	-	72,040	77,856
Equipment, net	608,165	-	608,165	1,152,676
Total noncurrent assets	<u>3,827,893</u>	<u>-</u>	<u>3,827,893</u>	<u>4,378,220</u>
Other assets:				
Net pension asset	-	-	-	402,104
Total assets	<u>15,018,452</u>	<u>703,798</u>	<u>15,722,250</u>	<u>14,730,812</u>
<b>DEFERRED OUTFLOWS OF RESOURCES</b>				
Other postemployment benefits	35,767	-	35,767	40,880
Pensions	525,855	-	525,855	298,698
	<u>561,622</u>	<u>-</u>	<u>561,622</u>	<u>339,578</u>
<b>LIABILITIES</b>				
<b>CURRENT LIABILITIES</b>				
Accounts payable	2,904,931	10,058	2,914,989	2,555,874
Accrued salaries and benefits	76,773	-	76,773	71,828
Unearned revenue	1,812	-	1,812	1,580
Compensated absences	63,474	-	63,474	61,009
Total current liabilities	<u>3,046,990</u>	<u>10,058</u>	<u>3,057,048</u>	<u>2,690,291</u>
<b>NONCURRENT LIABILITIES</b>				
Compensated absences	62,860	-	62,860	64,974
Other postemployment benefits	102,287	-	102,287	102,832
Net pension liability	895,719	-	895,719	703,280
Total noncurrent liabilities	<u>1,060,866</u>	<u>-</u>	<u>1,060,866</u>	<u>871,086</u>
Total liabilities	<u>4,107,856</u>	<u>10,058</u>	<u>4,117,914</u>	<u>3,561,377</u>
<b>DEFERRED INFLOWS OF RESOURCES</b>				
Other postemployment benefits	23,337	-	23,337	27,559
Pensions	141,657	-	141,657	518,232
Total deferred inflows of resources	<u>164,994</u>	<u>-</u>	<u>164,994</u>	<u>545,791</u>
<b>NET POSITION</b>				
Net investment in capital assets	3,827,893	-	3,827,893	4,378,220
Unrestricted	7,479,331	693,740	8,173,071	6,585,002
Total net position	<u>\$ 11,307,224</u>	<u>\$ 693,740</u>	<u>\$ 12,000,964</u>	<u>\$ 10,963,222</u>

LAFAYETTE CITY-PARISH CONSOLIDATED GOVERNMENT  
Lafayette, Louisiana

Combining Statement of Revenues, Expenses, and Changes in Fund Net Position  
Nonmajor Enterprise Funds

For the Year Ended October 31, 2023

With Comparative Actual Amounts for the Year Ended October 31, 2022

	2023			2022
	Environmental Services Disposal	CNG Service Station	Total Nonmajor Enterprise Funds	
Operating revenues:				
Charges for services	\$ 20,371,192	\$ 328,261	\$ 20,699,453	\$ 19,241,351
Miscellaneous	669,108	-	669,108	268,518
Total operating revenues	<u>21,040,300</u>	<u>328,261</u>	<u>21,368,561</u>	<u>19,509,869</u>
Operating expenses:				
Production, collection and cost of services	18,561,459	159,153	18,720,612	18,205,564
Administrative and general	1,233,853	67,605	1,301,458	1,271,244
Depreciation	151,673	-	151,673	165,433
Total operating expenses	<u>19,946,985</u>	<u>226,758</u>	<u>20,173,743</u>	<u>19,642,241</u>
Operating income (loss)	<u>1,093,315</u>	<u>101,503</u>	<u>1,194,818</u>	<u>(132,372)</u>
Nonoperating revenues (expenses):				
Investment earnings	192,604	26,383	218,987	(48,162)
Gain (loss) on disposal of capital assets	(391,960)	-	(391,960)	3,812
Non-employer pension contributions	19,937	-	19,937	19,632
Total nonoperating revenues (expenses)	<u>(179,419)</u>	<u>26,383</u>	<u>(153,036)</u>	<u>(24,718)</u>
Income (loss) before transfers	913,896	127,886	1,041,782	(157,090)
Transfers in	-	-	-	17,325
Transfers out	(4,040)	-	(4,040)	-
Change in net position	909,856	127,886	1,037,742	(139,765)
Net position, beginning	<u>10,397,368</u>	<u>565,854</u>	<u>10,963,222</u>	<u>11,102,987</u>
Net position, ending	<u>\$ 11,307,224</u>	<u>\$ 693,740</u>	<u>\$ 12,000,964</u>	<u>\$ 10,963,222</u>

LAFAYETTE CITY-PARISH CONSOLIDATED GOVERNMENT  
Lafayette, Louisiana

Combining Statement of Cash Flows  
Nonmajor Enterprise Funds  
For the Year Ended October 31, 2023  
With Comparative Actual Amounts for the Year Ended October 31, 2022

	2023			2022
	Environmental Services Disposal	CNG Service Station	Total Nonmajor Enterprise Funds	
Cash flows from operating activities:				
Receipts from customers	\$ 20,394,693	\$ 328,261	\$ 20,722,954	\$ 18,401,410
Payments to suppliers for goods and services	(18,098,451)	(230,331)	(18,328,782)	(17,568,005)
Payments to employees and for employee related costs	(1,318,051)	-	(1,318,051)	(1,456,982)
Other receipts	669,340	-	669,340	269,233
Net cash provided (used) by operating activities	<u>1,647,531</u>	<u>97,930</u>	<u>1,745,461</u>	<u>(354,344)</u>
Cash flows from noncapital financing activities:				
Transfers in (out)	<u>(4,040)</u>	<u>-</u>	<u>(4,040)</u>	<u>17,325</u>
Cash flows from capital and related financing activities:				
Purchase of capital assets	<u>(61,061)</u>	<u>-</u>	<u>(61,061)</u>	<u>(194,976)</u>
Cash flows from investing activities:				
Interest earnings	130,085	19,130	149,215	27,869
Purchases of investments	<u>(1,457,903)</u>	<u>(101,058)</u>	<u>(1,558,961)</u>	<u>740,081</u>
Net cash provided (used) by investing activities	<u>(1,327,818)</u>	<u>(81,928)</u>	<u>(1,409,746)</u>	<u>767,950</u>
Net increase in cash and cash equivalents	254,612	16,002	270,614	235,955
Balances, beginning of the year	<u>1,101,668</u>	<u>125,963</u>	<u>1,227,631</u>	<u>991,676</u>
Balances, end of the year	<u>\$ 1,356,280</u>	<u>\$ 141,965</u>	<u>\$ 1,498,245</u>	<u>\$ 1,227,631</u>
Reconciliation of operating income (loss) to net cash provided (used) by operating activities:				
Operating income (loss)	\$ 1,093,315	\$ 101,503	\$ 1,194,818	\$ (132,372)
Adjustments to reconcile operating income to net cash provided by operating activities:				
Depreciation	151,673	-	151,673	165,433
Pension expense (benefit)	10,480	-	10,480	(110,796)
OPEB expense	346	-	346	7,719
Change in assets and liabilities:				
Receivables	229,689	-	229,689	(266,715)
Accounts and other payables	367,633	(3,573)	364,060	204,290
Due from/to other funds	(206,188)	-	(206,188)	(160,112)
Unearned revenue	232	-	232	715
Compensated absences	351	-	351	(62,506)
Net cash provided (used) by operating activities	<u>\$ 1,647,531</u>	<u>\$ 97,930</u>	<u>\$ 1,745,461</u>	<u>\$ (354,344)</u>
Noncash investing, capital and financing activities:				
Gain (loss) on disposal of capital assets	<u>\$ (391,960)</u>	<u>\$ -</u>	<u>\$ (391,960)</u>	<u>\$ 3,812</u>
Increase (decrease) in fair value of investments	<u>\$ 45,202</u>	<u>\$ 5,668</u>	<u>\$ 50,870</u>	<u>\$ (75,200)</u>

# **Internal Service Funds**

## **Internal Service Funds**

Internal Service funds account for the financing of goods or services provided by one department or agency to other department or agencies of the governmental unit, or to other governmental units, on a cost-reimbursement basis.

**Central Vehicle Maintenance Fund** – this fund manages, maintains, and repairs LCG fleet vehicles consisting predominately of City buses, public safety vehicles, and various heavy equipment.

**Self-Insurance Fund** - this fund is also called the Risk Management Fund. This fund is used to account for self-insurance activities involving property damage, worker's compensation, and general liability claims.

**Group Hospitalization Fund** - this fund is used to account for self-insurance activities involving medical care claims and payment of insurance premiums by LCG's employees, retirees, and dependents.

LAFAYETTE CITY-PARISH CONSOLIDATED GOVERNMENT  
Lafayette, Louisiana

Combining Statement of Net Position  
Internal Service Funds  
October 31, 2023

	Central Vehicle Maintenance	Self- Insurance	Group Hospital- ization	Total
<b>ASSETS</b>				
<b>CURRENT ASSETS</b>				
Cash and interest-bearing deposits	\$ 242,323	\$ 342,085	\$ 6,084,362	\$ 6,668,770
Investments	952,827	1,345,096	23,924,055	26,221,978
Accounts receivable, net	58,304	154,058	1,509,316	1,721,678
Accrued interest receivable	6,179	8,723	155,148	170,050
Due from other funds	3,939	1,589,189	-	1,593,128
Inventories, net	534,458	-	-	534,458
Prepaid items	-	490,000	102,800	592,800
Total current assets	1,798,030	3,929,151	31,775,681	37,502,862
<b>NONCURRENT ASSETS</b>				
Capital assets:				
Buildings, net	501,757	-	-	501,757
Equipment, net	542,395	-	-	542,395
Total noncurrent assets	1,044,152	-	-	1,044,152
Total assets	\$ 2,842,182	\$ 3,929,151	\$ 31,775,681	\$ 38,547,014
<b>CURRENT LIABILITIES</b>				
Accounts payable	\$ 378,601	\$ 47,118	\$ 8,331	\$ 434,050
Accrued salaries and benefits	64,573	-	107,044	171,617
Unearned revenue	-	-	3,233	3,233
Due to other funds	567	8,224	-	8,791
Unpaid claims liability	-	12,745,639	1,948,001	14,693,640
Compensated absences	134,798	-	-	134,798
Total current liabilities	578,539	12,800,981	2,066,609	15,446,129
<b>NONCURRENT LIABILITIES</b>				
Claims payable	-	8,360,882	-	8,360,882
Total liabilities	578,539	21,161,863	2,066,609	23,807,011
<b>NET POSITION</b>				
Net investment in capital assets	1,044,152	-	-	1,044,152
Unrestricted (deficit)	1,219,491	(17,232,712)	29,709,072	13,695,851
Total net position (deficit)	2,263,643	(17,232,712)	29,709,072	14,740,003
Total liabilities and net position	\$ 2,842,182	\$ 3,929,151	\$ 31,775,681	\$ 38,547,014



LAFAYETTE CITY-PARISH CONSOLIDATED GOVERNMENT  
Lafayette, Louisiana

Combining Statement of Revenues, Expenses, and Changes in Fund Net Position  
Internal Service Funds  
For the Year Ended October 31, 2023

	Central Vehicle Maintenance	Self- Insurance	Group Hospital- ization	Total
Operating revenues:				
Charges for services	\$ 9,602,914	\$ 10,929,356	\$ 26,391,805	\$ 46,924,075
Miscellaneous	<u>14,551</u>	<u>746,626</u>	<u>2,526,495</u>	<u>3,287,672</u>
Total operating revenues	<u>9,617,465</u>	<u>11,675,982</u>	<u>28,918,300</u>	<u>50,211,747</u>
Operating expenses:				
Cost of services rendered	9,270,952	19,081,603	27,081,691	55,434,246
Depreciation	<u>108,014</u>	<u>-</u>	<u>-</u>	<u>108,014</u>
Total operating expenses	<u>9,378,966</u>	<u>19,081,603</u>	<u>27,081,691</u>	<u>55,542,260</u>
Operating income (loss)	<u>238,499</u>	<u>(7,405,621)</u>	<u>1,836,609</u>	<u>(5,330,513)</u>
Nonoperating revenues (expenses):				
Investment earnings	34,355	90,860	1,424,122	1,549,337
Gain on sale/disposal of assets	<u>22,551</u>	<u>-</u>	<u>-</u>	<u>22,551</u>
Total nonoperating revenues (expenses)	<u>56,906</u>	<u>90,860</u>	<u>1,424,122</u>	<u>1,571,888</u>
Income (loss) before transfers	295,405	(7,314,761)	3,260,731	(3,758,625)
Capital contributions	<u>542,101</u>	<u>-</u>	<u>-</u>	<u>542,101</u>
Change in net position	837,506	(7,314,761)	3,260,731	(3,216,524)
Net position (deficit), beginning	<u>1,426,137</u>	<u>(9,917,951)</u>	<u>26,448,341</u>	<u>17,956,527</u>
Net position (deficit), ending	<u>\$ 2,263,643</u>	<u>\$ (17,232,712)</u>	<u>\$ 29,709,072</u>	<u>\$ 14,740,003</u>

LAFAYETTE CITY-PARISH CONSOLIDATED GOVERNMENT  
Lafayette, Louisiana

Combining Statement of Cash Flows  
Internal Service Funds  
For the Year Ended October 31, 2023

	Central Vehicle Maintenance	Self- Insurance	Group Hospital- ization	Total
Cash flows from operating activities:				
Receipts from customers	\$ 9,546,605	\$ -	\$ -	\$ 9,546,605
Receipts from insured	-	10,852,110	25,242,011	36,094,121
Payments to suppliers for goods and services	(7,027,791)	(7,203,626)	(1,857,536)	(16,088,953)
Payments to employees and for employee related costs	(2,154,989)	-	32,387	(2,122,602)
Payments for claims	-	(7,079,801)	(25,324,808)	(32,404,609)
Other receipts	14,551	746,626	2,525,522	3,286,699
Net cash provided (used) by operating activities	378,376	(2,684,691)	617,576	(1,688,739)
Cash flows from capital and related financing activities:				
Purchase of capital assets	(41,499)	-	-	(41,499)
Cash flows from investing activities:				
Interest earnings	23,736	41,329	1,076,861	1,141,926
Sales (purchases) of investments	(298,729)	2,052,985	(1,722,942)	31,314
Net cash provided (used) by investing activities	(274,993)	2,094,314	(646,081)	1,173,240
Net increase (decrease) in cash and cash equivalents	61,884	(590,377)	(28,505)	(556,998)
Balances, beginning of the year	180,439	932,462	6,112,867	7,225,768
Balances, end of the year	\$ 242,323	\$ 342,085	\$ 6,084,362	\$ 6,668,770
Reconciliation of operating income (loss) to net cash provided (used) by operating activities:				
Operating income (loss)	\$ 238,499	\$ (7,405,621)	\$ 1,836,609	\$ (5,330,513)
Adjustments to reconcile operating income (loss) to net cash provided (used) by operating activities:				
Depreciation	108,014	-	-	108,014
Change in assets and liabilities:				
Receivables	(56,309)	(77,246)	(1,149,794)	(1,283,349)
Inventories	68,252	-	-	68,252
Prepaid items	-	9,965	-	9,965
Accounts and other payables	18,287	6,307,481	(68,266)	6,257,502
Unearned revenue	-	-	(973)	(973)
Due from/to other funds	(3,624)	(1,519,270)	-	(1,522,894)
Compensated absences	5,257	-	-	5,257
Net cash provided (used) by operating activities	\$ 378,376	\$ (2,684,691)	\$ 617,576	\$ (1,688,739)
Noncash investing, capital and financing activities:				
Increase in fair value of investments	\$ 7,355	\$ 55,874	\$ 290,880	\$ 354,109
Gain on disposal of capital assets	\$ 22,551	\$ -	\$ -	\$ 22,551

# **Fiduciary Funds**

## **Fiduciary Funds**

Custodial funds are used to account for short-term custodial collections on resources on behalf of another individual, entity, or government.

**Property Tax Escrow Fund** - this fund accounts for proceeds of ad valorem taxes assessed by the City that were paid under protest by the taxpayer.

**Police Evidence Fund** – this fund is used to account for seized and/or forfeited funds related to police investigations.

**Civil Court Operating Fund** - this fund accounts for the monies held (bonds posted) by plaintiffs to cover estimated court costs in connection with civil and criminal suits. Any monies remaining after settlement of the suits are refunded to the plaintiffs.

**Court Cost Bond Fund** - this fund accounts for the monies held (bonds posted) by plaintiffs to cover estimated court costs in connection with civil and criminal suits. Any monies remaining after settlement of the suits are refunded to the plaintiffs.

LAFAYETTE CITY-PARISH CONSOLIDATED GOVERNMENT  
Lafayette, Louisiana

Combining Statement of Fiduciary Net Position  
Custodial Funds  
October 31, 2023

	Property Tax Escrow Fund	Police Evidence Fund	Civil Court Operating Fund	Court Cost Bond Fund	Total
ASSETS					
Cash and interest-bearing deposits	\$ 11,185	\$ 1,059,490	\$ 813,613	\$ 584,307	\$ 2,468,595
Investments	43,980	-	-	-	43,980
Accrued interest receivable	<u>285</u>	<u>-</u>	<u>-</u>	<u>-</u>	<u>285</u>
Total assets	<u>55,450</u>	<u>1,059,490</u>	<u>813,613</u>	<u>584,307</u>	<u>2,512,860</u>
LIABILITIES					
Other payables	<u>-</u>	<u>-</u>	<u>38,858</u>	<u>10,486</u>	<u>49,344</u>
NET POSITION					
Restricted for individuals, organizations and other governments	<u>\$ 55,450</u>	<u>\$ 1,059,490</u>	<u>\$ 774,755</u>	<u>\$ 573,821</u>	<u>\$ 2,463,516</u>

LAFAYETTE CITY-PARISH CONSOLIDATED GOVERNMENT  
Lafayette, Louisiana

Combining Statement of Changes in Fiduciary Net Position  
Custodial Funds  
For the Year Ended October 31, 2023

	Property Tax Escrow Fund	Police Evidence Fund	Civil Court Operating Fund	Court Cost Bond Fund	Total
<b>ADDITIONS</b>					
Bonds posted	\$ -	\$ -	\$ -	\$ 2,751,634	\$ 2,751,634
Court costs	-	-	822,506	-	822,506
Interest	<u>1,661</u>	<u>272</u>	<u>10</u>	-	<u>1,943</u>
Total additions	<u>1,661</u>	<u>272</u>	<u>822,516</u>	<u>2,751,634</u>	<u>3,576,083</u>
<b>DEDUCTIONS</b>					
Refunds to individuals/businesses	-	-	239,136	-	239,136
Payments to other governments	-	-	333,789	1,367,033	1,700,822
Other reductions	-	10,048	278,647	857,304	1,145,999
Bank service charges	<u>-</u>	<u>272</u>	<u>-</u>	<u>132</u>	<u>404</u>
Total deductions	<u>-</u>	<u>10,320</u>	<u>851,572</u>	<u>2,224,469</u>	<u>3,086,361</u>
Change in net position	1,661	(10,048)	(29,056)	527,165	489,722
Net position, beginning of year	<u>53,789</u>	<u>1,069,538</u>	<u>803,811</u>	<u>46,656</u>	<u>1,973,794</u>
Net position, end of year	<u>\$ 55,450</u>	<u>\$ 1,059,490</u>	<u>\$ 774,755</u>	<u>\$ 573,821</u>	<u>\$ 2,463,516</u>



Lafayette

CONSOLIDATED GOVERNMENT

**Nonmajor  
Discretely Presented  
Component Units**



LAFAYETTE CITY-PARISH CONSOLIDATED GOVERNMENT  
Lafayette, Louisiana

Combining Statement of Net Position - Nonmajor Discretely Presented Component Units  
October 31, 2023

	Downtown Development Authority	City Court of Lafayette
<b>ASSETS</b>		
<b>CURRENT ASSETS:</b>		
Cash and interest-bearing deposits	\$ 586,969	\$ 3,198,525
Restricted cash and interest-bearing deposits	-	-
Investments	-	-
Accounts receivable, net	88,409	13,358
Due from primary government	-	-
Due from other governmental agencies	399,078	-
Inventories	-	-
Prepaid items	-	7,016
Total current assets	1,074,456	3,218,899
<b>NONCURRENT ASSETS:</b>		
Restricted cash and interest-bearing deposits	-	-
Net pension asset	189,543	-
Capital assets:		
Non-depreciable	-	-
Depreciable, net	107,857	1,073,356
Total noncurrent assets	297,400	1,073,356
Total assets	1,371,856	4,292,255
<b>DEFERRED OUTFLOWS OF RESOURCES</b>		
Other post-employment benefits	-	-
Pensions	53,334	-
Total deferred outflows of resources	53,334	-
<b>LIABILITIES</b>		
<b>CURRENT LIABILITIES:</b>		
Accounts and other payables	11,001	4,541
Due to primary government	-	-
Due to other governmental agencies	-	30,384
Unearned revenue	-	-
Deposits	-	-
Current portion of long-term liabilities-		
Compensated absences	14,283	-
Bonds payable	-	-
Total current liabilities	25,284	34,925
<b>NONCURRENT LIABILITIES:</b>		
Noncurrent portion of long-term liabilities-		
Compensated absences	-	-
Bonds payable	-	-
Other post-employment benefits	-	-
Net pension liability	-	-
Total noncurrent liabilities	-	-
Total liabilities	25,284	34,925
<b>DEFERRED INFLOWS OF RESOURCES</b>		
Property taxes	-	-
Other post-employment benefits	-	-
Pensions	178,710	-
Total deferred inflows of resources	178,710	-
<b>NET POSITION</b>		
Net investment in capital assets	107,857	1,073,356
Restricted for (Note 23):		
Capital projects	-	-
Debt service	-	-
External legal constraints/programs	-	558,879
Unrestricted	1,113,339	2,625,095
Total net position	\$ 1,221,196	\$ 4,257,330

Lafayette Parish Waterworks District North	Lafayette Parish Waterworks District South	Lafayette Parish Bayou Vermilion District	Lafayette Parish Communication District	Total
\$ 820,388	\$ 1,048,534	\$ 2,668,230	\$ 2,222,164	\$ 10,544,810
-	-	-	-	-
-	-	-	8,735,972	8,735,972
495,309	334,020	201,652	364,622	1,497,370
-	-	-	-	-
-	-	1,507,701	-	1,906,779
-	410,300	23,025	-	433,325
39,239	4,912	61,829	15,867	128,863
<u>1,354,936</u>	<u>1,797,766</u>	<u>4,462,437</u>	<u>11,338,625</u>	<u>23,247,119</u>
2,137,232	1,078,744	-	-	3,215,976
-	-	492,099	-	681,642
-	107,046	146,000	-	253,046
6,463,296	10,798,901	3,396,046	14,613,085	36,452,541
<u>8,600,528</u>	<u>11,984,691</u>	<u>4,034,145</u>	<u>14,613,085</u>	<u>40,603,205</u>
9,955,464	13,782,457	8,496,582	25,951,710	63,850,324
-	-	-	62,669	62,669
-	-	134,146	1,446,789	1,634,269
-	-	134,146	1,509,458	1,696,938
273,140	178,424	129,643	148,881	745,630
-	-	-	104,271	104,271
-	-	3,116	-	33,500
-	16,900	15,134	22,785	54,819
186,235	64,450	-	-	250,685
-	-	-	-	14,283
406,000	479,726	172,355	-	1,058,081
<u>865,375</u>	<u>739,500</u>	<u>320,248</u>	<u>275,937</u>	<u>2,261,269</u>
-	-	37,862	660,248	698,110
1,048,662	3,459,994	3,166,735	-	7,675,391
-	-	-	154,350	154,350
-	-	-	1,119,470	1,119,470
<u>1,048,662</u>	<u>3,459,994</u>	<u>3,204,597</u>	<u>1,934,068</u>	<u>9,647,321</u>
1,914,037	4,199,494	3,524,845	2,210,005	11,908,590
-	-	2,141,504	-	2,141,504
-	-	-	40,438	40,438
-	-	492,212	138,902	809,824
-	-	<u>2,633,716</u>	<u>179,340</u>	<u>2,991,766</u>
5,414,634	7,464,763	3,733,391	14,613,085	32,407,086
-	-	8,268	-	8,268
1,331,329	550,624	745,620	-	2,627,573
-	-	-	-	558,879
1,295,464	1,567,576	(2,015,112)	10,458,738	15,045,100
<u>\$ 8,041,427</u>	<u>\$ 9,582,963</u>	<u>\$ 2,472,167</u>	<u>\$ 25,071,823</u>	<u>\$ 50,646,906</u>

LAFAYETTE CITY-PARISH CONSOLIDATED GOVERNMENT  
Lafayette, Louisiana

Combining Statement of Activities - Nonmajor Discretely Presented Component Units  
For the Year Ended October 31, 2023

	<u>Downtown Development Authority</u>	<u>City Court of Lafayette</u>
Expenses	\$ 486,137	\$ 2,776,792
Program revenues:		
Charges for services	-	350,360
Operating grants and contributions	55,000	2,318,298
Capital grants and contributions	-	-
Total program revenues	<u>55,000</u>	<u>2,668,658</u>
Net program revenues (expenses)	<u>(431,137)</u>	<u>(108,134)</u>
General revenues:		
Taxes-		
Property	489,002	-
Non-employer pension contributions	3,329	-
Investment earnings	(166)	5,567
Miscellaneous	<u>31,450</u>	<u>13,406</u>
Total general revenues	<u>523,615</u>	<u>18,973</u>
Change in net position	92,478	(89,161)
Net position, beginning	<u>1,128,718</u>	<u>4,346,491</u>
Net position, ending	<u>\$ 1,221,196</u>	<u>\$ 4,257,330</u>

Lafayette Parish Waterworks District North	Lafayette Parish Waterworks District South	Lafayette Parish Bayou Vermilion District	Lafayette Parish Communication District	Total
<u>\$ 4,909,063</u>	<u>\$ 2,623,471</u>	<u>\$ 2,505,883</u>	<u>\$ 6,145,213</u>	<u>\$ 19,446,559</u>
5,363,910	3,042,352	783,884	4,847,455	14,387,961
-	-	106,285	261,045	2,740,628
-	-	-	23,369	23,369
<u>5,363,910</u>	<u>3,042,352</u>	<u>890,169</u>	<u>5,131,869</u>	<u>17,151,958</u>
<u>454,847</u>	<u>418,881</u>	<u>(1,615,714)</u>	<u>(1,013,344)</u>	<u>(2,294,601)</u>
-	-	1,966,282	-	2,455,284
-	-	8,642	27,103	39,074
2,873	14,803	40,192	425,314	488,583
33,491	239,212	41,397	5,880	364,836
<u>36,364</u>	<u>254,015</u>	<u>2,056,513</u>	<u>458,297</u>	<u>3,347,777</u>
491,211	672,896	440,799	(555,047)	1,053,176
<u>7,550,216</u>	<u>8,910,067</u>	<u>2,031,368</u>	<u>25,626,870</u>	<u>49,593,730</u>
<u>\$ 8,041,427</u>	<u>\$ 9,582,963</u>	<u>\$ 2,472,167</u>	<u>\$ 25,071,823</u>	<u>\$ 50,646,906</u>



Lafayette

CONSOLIDATED GOVERNMENT

LAFAYETTE CITY-PARISH CONSOLIDATED GOVERNMENT  
Lafayette, Louisiana

Statement of Revenues, Expenses, and Changes in  
Fund Net Position  
Utilities System Fund  
For the Year Ended October 31, 2023

	Electric	Water	Sewer	Total
Operating revenues:				
General customers	\$ 95,969,713	\$ 15,937,663	\$ 32,519,602	\$ 144,426,978
Municipality	692,468	113,082	160,353	965,903
Sales to other public utilities	159,543	-	-	159,543
Other sales to public authorities	5,827,960	8,540,755	1,632,409	16,001,124
Interdepartmental sales	1,750,781	120,665	45,324	1,916,770
Fuel clause adjustment	90,956,868	-	-	90,956,868
Miscellaneous	3,850,543	455,376	654,485	4,960,404
Total operating revenues	199,207,876	25,167,541	35,012,173	259,387,590
Operating expenses:				
Production and collection	105,793,801	6,891,472	4,550,313	117,235,586
Distributions and treatment	13,605,069	2,600,014	7,706,584	23,911,667
Customers' accounting and collecting	3,514,483	1,729,788	1,997,376	7,241,647
Administrative and general	13,347,589	5,824,867	6,635,764	25,808,220
Transfers to City in lieu of taxes	18,508,041	2,891,428	4,033,096	25,432,565
Amortization of utilities plant acquisition adjustments	243,669	-	-	243,669
Depreciation/amortization	15,930,439	4,476,670	6,412,927	26,820,036
Total operating expenses	170,943,091	24,414,239	31,336,060	226,693,390
Operating income	\$ 28,264,785	\$ 753,302	\$ 3,676,113	32,694,200
Nonoperating revenues (expenses):				
Investment earnings				7,268,280
Interest expense				(5,403,366)
Loss on disposal of assets				(698,101)
Federal grant revenue				2,005,605
Hurricane/flood expenses				(94,749)
Non-employer pension contributions				616,920
Other, net				1,687,519
Total nonoperating revenues (expenses)				5,382,108
Income before contributions and transfers				38,076,308
Capital contributions				30,188
Transfers in				53,852
Change in net position				38,160,348
Net position, beginning				593,135,500
Net position, ending				\$ 631,295,848

LAFAYETTE CITY-PARISH CONSOLIDATED GOVERNMENT  
Lafayette, Louisiana

Justice System Funding Schedule - Receiving Entity  
As Required by Act 87 of the 2020 Regular Legislative Session

	<u>First Six Month Period Ended 4/30/2023</u>	<u>Second Six Month Period Ended 10/31/2023</u>
<b>Cash Basis Presentation</b>		
Receipts From:		
City Court of Lafayette, Criminal Court Costs/Fees	\$ 522,290	\$ 469,829
City Court of Lafayette, Service/Collection Fees	8,950	12,700
City Court of Lafayette, Service/Bond Fees	8,125	13,251
City Court of Lafayette, Service/Criminal Fines - Contempt	2,100	4,998
Lafayette Parish Sheriff's Office, Criminal Court Costs/Fees	76,213	75,802
Lafayette Parish Sheriff's Office, Criminal Fines - Other	162,389	159,695
Lafayette Parish Sheriff's Office, Criminal Fines - Contempt	60,078	65,075
15th Judicial District Attorney, Asset Forfeiture/Sale	123,447	198,637
15th Judicial District Attorney, Bond Fees	80,096	197,448
15th Judicial District Attorney, Criminal Fines - Contempt	44,232	80,921
Subtotal Receipts	<u>\$ 1,087,920</u>	<u>\$ 1,278,356</u>

**Statistical Section  
(Unaudited)**



**LAFAYETTE CITY-PARISH CONSOLIDATED GOVERNMENT**  
LAFAYETTE, LOUISIANA

**STATISTICAL SECTION INDEX**  
(Unaudited)

This part of Lafayette Consolidated Government's Annual Comprehensive Financial Report presents detailed information as a context for understanding what the information in the Financial Statements, Note Disclosures, Required Supplementary Information, and Other Supplementary Information says about the City-Parish's overall financial health.

<u><b>Contents</b></u>	<u><b>Pages</b></u>	<u><b>Tables</b></u>
<b>Financial Trends</b>		
These schedules contain trend information to help the reader understand how the City-Parish's financial performance and well-being has changed over time.	238-251	1-6
<b>Revenue Capacity</b>		
These schedules contain information to help the reader assess the City-Parish's most significant local revenue sources; the sales tax, as well as the property tax.	252-263	7-15
<b>Debt Capacity</b>		
These schedules contain information to help the reader assess the affordability of the City-Parish's current levels of outstanding debt and the City-Parish's ability to issue additional debt in the future.	264-272	16-23
<b>Demographic and Economic Information</b>		
These schedules offer demographic and economic indicators to help the reader understand the environment within which Lafayette Consolidated Government's financial activities take place.	273-274	24-25
<b>Operating Information</b>		
These schedules contain service and infrastructure data to help the reader understand how the information in the City-Parish's financial report relates to the services that the City-Parish provides and the activities it performs.	275-280	26-29

Sources: Unless otherwise noted, the information in these schedules are derived from the Annual Comprehensive Financial Reports for fiscal years 2014-2023.

LAFAYETTE CITY-PARISH CONSOLIDATED GOVERNMENT  
LAFAYETTE, LOUISIANA

GENERAL GOVERNMENTAL REVENUES BY SOURCE (1)  
LAST TEN FISCAL YEARS  
(Unaudited)

	Fiscal Year Ended October 31,			
	2023	2022	2021	2020
<b>Revenues:</b>				
Taxes (2)	\$ 211,897,334	\$ 186,676,692	\$ 192,476,410	\$ 176,865,005
Licenses and Permits	6,753,798	6,596,598	6,562,426	5,543,432
Intergovernmental	68,717,700	89,300,354	36,092,637	38,072,999
Charges for Services	18,600,187	18,265,119	15,021,976	15,794,054
Fines and Forfeitures	2,056,904	2,720,390	1,843,737	1,867,398
In Lieu of Taxes	30,063,269	24,905,598	24,778,205	25,447,615
Miscellaneous (3)	12,830,569	(577,902)	2,095,313	4,486,674
<b>Total Revenues</b>	<b><u>\$ 350,919,761</u></b>	<b><u>\$ 327,886,849</u></b>	<b><u>\$ 278,870,704</u></b>	<b><u>\$ 268,077,177</u></b>

Notes:

- (1) Includes General, Special Revenue and Debt Service Funds.
- (2) Includes General, Sales Tax Capital Improvements, Special Revenue and Debt Service Funds.
- (3) Includes Investment Income and Other Miscellaneous Revenues.

<b>Fiscal Year Ended October 31,</b>					
<b>2019</b>	<b>2018</b>	<b>2017</b>	<b>2016</b>	<b>2015</b>	<b>2014</b>
\$ 180,728,297	\$ 177,254,989	\$ 177,343,233	\$ 170,156,309	\$ 171,645,002	\$ 164,122,324
5,887,543	5,593,520	5,235,468	5,250,802	5,762,440	6,360,360
18,673,562	15,872,439	15,996,643	21,381,889	20,668,267	20,466,818
19,545,034	18,989,868	16,967,426	17,307,147	16,827,710	17,646,804
2,102,973	2,490,758	3,773,089	4,297,071	4,429,926	4,607,150
25,851,002	24,308,786	22,968,235	23,506,557	22,847,494	22,073,834
8,189,056	4,245,324	2,770,441	3,081,573	2,096,533	1,811,911
<b><u>\$ 260,977,467</u></b>	<b><u>\$ 248,755,684</u></b>	<b><u>\$ 245,054,535</u></b>	<b><u>\$ 244,981,348</u></b>	<b><u>\$ 244,277,372</u></b>	<b><u>\$ 237,089,201</u></b>

LAFAYETTE CITY-PARISH CONSOLIDATED GOVERNMENT  
LAFAYETTE, LOUISIANA

GENERAL GOVERNMENTAL EXPENDITURES BY FUNCTION (1)  
LAST TEN FISCAL YEARS  
(Unaudited)

	<b>Fiscal Year Ended October 31,</b>			
	<b>2023</b>	<b>2022</b>	<b>2021</b>	<b>2020</b>
<b>Expenditures</b>				
General Government	\$ 42,604,136	\$ 42,438,930	\$ 41,940,859	\$ 51,508,619
Public Safety	95,707,375	92,201,327	90,246,668	76,203,281
Public Works	26,253,237	29,135,313	33,376,095	28,804,765
Urban Redevelopment and Housing	5,303,308	16,950,252	12,088,785	1,486,667
Culture and Recreation	22,953,146	22,625,213	21,717,283	23,265,342
Economic Opportunity	4,837,124	3,853,056	2,215,757	896,311
Debt Service	32,797,078	29,932,208	32,133,154	35,107,079
Other	59,990,731	71,414,213	18,293,121	11,921,060
<b>Total Expenditures</b>	<b><u><u>\$ 290,446,135</u></u></b>	<b><u><u>\$ 308,550,512</u></u></b>	<b><u><u>\$ 252,011,722</u></u></b>	<b><u><u>\$ 229,193,124</u></u></b>

Notes:

- (1) All General, Special Revenue and Debt Service Fund expenditures including capital outlays and net of reimbursements from other funds.

<b>Fiscal Year Ended October 31,</b>					
<b>2019</b>	<b>2018</b>	<b>2017</b>	<b>2016</b>	<b>2015</b>	<b>2014</b>
\$ 47,554,783	\$ 41,789,045	\$ 38,649,408	\$ 39,492,566	\$ 37,833,079	\$ 37,097,084
69,338,921	70,818,920	70,037,648	73,174,592	67,770,631	64,709,848
29,124,158	23,007,821	23,294,563	24,790,724	26,023,220	27,788,589
1,895,693	2,480,202	2,505,022	2,707,077	1,540,596	1,720,210
26,581,403	27,061,463	24,057,568	22,869,042	23,418,271	21,460,252
5,257,431	1,651,464	1,536,317	1,705,206	1,650,728	1,571,750
33,683,750	35,860,438	52,967,037	45,478,180	39,373,191	40,828,766
12,495,689	8,576,281	6,904,329	11,760,696	10,667,348	11,232,626
<b><u>\$ 225,931,828</u></b>	<b><u>\$ 211,245,634</u></b>	<b><u>\$ 219,951,892</u></b>	<b><u>\$ 221,978,083</u></b>	<b><u>\$ 208,277,064</u></b>	<b><u>\$ 206,409,125</u></b>

LAFAYETTE CITY-PARISH CONSOLIDATED GOVERNMENT  
LAFAYETTE, LOUISIANA

NET POSITION BY COMPONENT  
LAST TEN FISCAL YEARS  
(IN THOUSANDS)  
(Unaudited)

	<b>Fiscal Year Ended October 31,</b>			
	<b>2023</b>	<b>2022</b>	<b>2021</b>	<b>2020</b>
<b>Governmental Activities</b>				
Net Investment in Capital Assets	\$ 542,459	\$ 473,861	\$ 413,505	\$ 382,191
Restricted	251,691	230,780	219,595	227,820
Unrestricted (deficit)	<u>(89,507)</u>	<u>(84,885)</u>	<u>(83,689)</u>	<u>(101,321)</u>
<b>Total Governmental Activities Net Position</b>	<u>704,643</u>	<u>619,756</u>	<u>549,411</u>	<u>508,690</u>
<b>Business-type Activities</b>				
Net Investment in Capital Assets	530,979	486,896	478,744	427,492
Restricted	176,590	159,511	130,351	165,039
Unrestricted	<u>66,862</u>	<u>58,157</u>	<u>51,876</u>	<u>37,590</u>
<b>Total Business-type Activities Net Position</b>	<u>774,431</u>	<u>704,564</u>	<u>660,971</u>	<u>630,121</u>
<b>Primary Government</b>				
Net Investment in Capital Assets	1,073,438	960,757	892,249	809,683
Restricted	428,281	390,291	349,946	392,859
Unrestricted	<u>(22,645)</u>	<u>(26,728)</u>	<u>(31,813)</u>	<u>(63,731)</u>
<b>Total Primary Government Net Position</b>	<u>\$1,479,074</u>	<u>\$1,324,320</u>	<u>\$1,210,382</u>	<u>\$1,138,811</u>

<b>Fiscal Year Ended October 31,</b>					
<b>2019</b>	<b>2018</b>	<b>2017</b>	<b>2016</b>	<b>2015</b>	<b>2014</b>
\$ 372,326	\$ 362,249	\$ 354,215	\$ 348,358	\$ 323,369	\$ 311,019
219,963	208,925	192,529	176,076	182,029	174,476
<u>(110,948)</u>	<u>(108,492)</u>	<u>(82,458)</u>	<u>(81,755)</u>	<u>(80,933)</u>	<u>(10,965)</u>
<u>481,341</u>	<u>462,682</u>	<u>464,286</u>	<u>442,679</u>	<u>424,465</u>	<u>474,530</u>
399,870	377,559	354,438	333,721	318,156	311,982
154,329	144,079	140,141	142,028	143,872	133,086
<u>49,834</u>	<u>50,295</u>	<u>58,321</u>	<u>57,716</u>	<u>57,049</u>	<u>77,913</u>
<u>604,033</u>	<u>571,933</u>	<u>552,900</u>	<u>533,465</u>	<u>519,077</u>	<u>522,981</u>
772,196	739,808	708,653	682,079	641,525	623,001
374,292	353,004	332,670	318,104	325,901	307,562
<u>(61,114)</u>	<u>(58,197)</u>	<u>(24,137)</u>	<u>(24,039)</u>	<u>(23,884)</u>	<u>66,948</u>
<u>\$1,085,374</u>	<u>\$1,034,615</u>	<u>\$1,017,186</u>	<u>\$ 976,144</u>	<u>\$ 943,542</u>	<u>\$ 997,511</u>

LAFAYETTE CITY-PARISH CONSOLIDATED GOVERNMENT  
LAFAYETTE, LOUISIANA

CHANGES IN NET POSITION  
LAST TEN FISCAL YEARS  
(IN THOUSANDS)  
(Unaudited)

<b>Expenses</b>	<b>Fiscal Year Ended October 31,</b>			
	<b>2023</b>	<b>2022</b>	<b>2021</b>	<b>2020</b>
Governmental activities -				
General government	\$ 45,820	\$ 42,705	\$ 42,098	\$ 55,586
Public safety	116,157	108,543	88,662	87,925
Public works	47,532	48,575	44,330	41,020
Urban redevelopment & housing	5,335	16,958	12,025	1,663
Culture & recreation	27,021	24,938	24,397	27,701
Health & welfare	1,616	1,264	1,139	1,140
Economic opportunity	1,176	1,026	1,346	347
Economic development & assistance	3,620	3,232	1,291	1,041
Unallocated depreciation	19,815	20,347	19,199	18,889
Interest on long-term debt	7,750	8,641	9,615	11,190
Total governmental activities	<u>275,842</u>	<u>276,229</u>	<u>244,102</u>	<u>246,502</u>
Business-type activities -				
Electric	157,601	188,412	152,689	138,720
Water	22,182	19,856	19,031	19,125
Sewer	28,234	27,597	27,337	26,454
Coal-fired electric plant	45,620	50,987	44,816	36,492
Animal Shelter & Care Center	-	-	-	-
Solid waste collection services	20,319	19,316	16,516	15,672
Communications system	30,450	32,750	35,005	35,810
CNG service station	227	272	152	163
Total business-type activities	<u>304,633</u>	<u>339,190</u>	<u>295,546</u>	<u>272,436</u>
Total primary government expenses	<u>580,475</u>	<u>615,419</u>	<u>539,648</u>	<u>518,938</u>
<b>Program Revenues</b>				
Governmental activities -				
Charges for Services:				
General Government	13,518	12,935	12,719	12,315
Public Safety	2,723	3,806	2,608	2,722
Culture and Recreation	6,679	6,269	3,839	3,956
Other	1,092	1,191	1,072	1,047
Operating Grants and Contributions	23,943	26,279	29,753	34,734
Capital Grants and Contributions	43,075	61,075	4,561	1,509
Total governmental activities program revenues	<u>91,030</u>	<u>111,555</u>	<u>54,552</u>	<u>56,283</u>



<b>Fiscal Year Ended October 31,</b>					
<b>2019</b>	<b>2018</b>	<b>2017</b>	<b>2016</b>	<b>2015</b>	<b>2014</b>
\$ 54,612	\$ 44,465	\$ 43,499	\$ 43,520	\$ 40,052	\$ 38,819
79,981	81,044	81,297	83,342	72,437	67,334
41,385	33,635	34,608	36,667	35,194	34,216
2,007	2,714	2,601	2,796	1,568	1,737
33,455	32,674	29,656	27,844	26,818	23,687
1,169	1,104	1,084	1,294	1,223	1,009
435	349	450	375	333	329
5,611	1,794	1,692	2,011	1,916	1,682
19,292	18,785	18,312	18,176	17,685	17,269
11,628	12,567	13,818	15,233	17,751	18,701
<u>249,575</u>	<u>229,131</u>	<u>227,017</u>	<u>231,258</u>	<u>214,977</u>	<u>204,783</u>
142,522	151,485	152,525	149,251	150,510	165,530
20,452	19,902	19,235	19,938	18,460	17,613
27,508	26,033	25,238	25,842	24,267	23,128
43,877	46,284	44,612	43,319	49,469	57,398
-	-	-	-	1,475	1,308
15,866	15,213	13,994	13,791	13,882	13,493
34,905	33,499	32,854	32,586	37,028	35,766
236	221	250	257	211	188
<u>285,366</u>	<u>292,637</u>	<u>288,708</u>	<u>284,984</u>	<u>295,302</u>	<u>314,424</u>
<u>534,941</u>	<u>521,768</u>	<u>515,725</u>	<u>516,242</u>	<u>510,279</u>	<u>519,207</u>
12,991	12,627	12,050	11,854	12,015	13,019
3,063	3,210	4,103	3,187	3,133	3,196
6,838	6,309	5,112	5,400	5,774	6,028
1,478	1,665	1,559	3,362	3,096	3,394
15,263	13,820	13,925	15,629	15,202	15,719
1,676	249	690	4,240	4,957	2,852
<u>41,309</u>	<u>37,880</u>	<u>37,439</u>	<u>43,672</u>	<u>44,177</u>	<u>44,208</u>

LAFAYETTE CITY-PARISH CONSOLIDATED GOVERNMENT  
LAFAYETTE, LOUISIANA

CHANGES IN NET POSITION (CONTINUED)  
LAST TEN FISCAL YEARS  
(IN THOUSANDS)  
(Unaudited)

	Fiscal Year Ended October 31,			
	2023	2022	2021	2020
Business-type activities -				
Electric	199,208	227,527	183,192	169,828
Water	25,168	22,638	22,023	21,206
Sewer	35,012	31,714	31,513	30,397
Communications system	45,827	46,570	44,668	43,774
Coal-fired electric plant	53,935	57,135	50,050	37,491
Solid waste collection services	21,040	19,228	17,597	16,834
Animal Shelter & Care Center	-	-	-	-
CNG service station	328	282	189	234
Total business-type activities	<u>380,518</u>	<u>405,094</u>	<u>349,232</u>	<u>319,764</u>
Net (expense)/revenue:				
Governmental activities	(184,814)	(164,674)	(189,551)	(190,220)
Business-type activities	87,862	65,904	53,687	47,327
Total primary government net expense	<u>(96,952)</u>	<u>(98,770)</u>	<u>(135,864)</u>	<u>(142,893)</u>
<b>General Revenues:</b>				
Governmental activities				
Taxes-				
Property	93,158	86,028	85,033	86,874
Sales	114,298	111,871	104,703	87,014
Occupational licenses	3,400	3,380	3,190	3,165
Insurance premium	1,549	1,802	952	947
Franchise fees	2,503	2,567	2,516	2,481
Interest and penalties-delinquent taxes	132	172	201	153
Other	68	60	77	77
Grants and contributions not restricted to specific programs	1,700	1,946	1,807	1,864
Non-employer pension contributions	4,100	3,913	4,478	3,357
Investment Earnings	17,198	(2,856)	439	4,554
Gain (loss) on sale/disposal of capital assets	23	-	-	19
Miscellaneous	1,537	2,102	2,035	1,639
Transfers	30,013	24,146	24,841	25,425
Total governmental activities general revenues and transfers	<u>269,679</u>	<u>235,131</u>	<u>230,272</u>	<u>217,569</u>
Business-type activities				
Non-employer pension contributions	724	753	747	692
Investment earnings	9,991	781	923	3,289
Gain (loss) on sale/disposal of capital assets	17	4	6	4
Miscellaneous	1,688	317	328	201
Transfers	(30,013)	(24,146)	(24,841)	(25,425)
Total business-type activities general revenues and transfers	<u>(17,593)</u>	<u>(22,291)</u>	<u>(22,837)</u>	<u>(21,239)</u>
Total primary governmental general revenues and transfers	<u>252,086</u>	<u>212,840</u>	<u>207,435</u>	<u>196,330</u>
<b>Change in Net Position</b>				
Governmental activities	84,865	70,457	40,721	27,349
Business-type activities	70,269	43,613	30,850	26,088
Total primary government net position	<u>\$155,134</u>	<u>\$114,070</u>	<u>\$ 71,571</u>	<u>\$ 53,437</u>

Table 4

<b>Fiscal Year Ended October 31,</b>					
<b>2019</b>	<b>2018</b>	<b>2017</b>	<b>2016</b>	<b>2015</b>	<b>2014</b>
179,047	180,064	175,866	174,419	182,655	201,907
20,581	21,292	19,523	18,365	18,135	17,850
30,912	31,691	30,305	28,752	28,791	28,580
41,427	38,812	37,674	36,012	34,079	32,150
47,203	50,741	47,753	48,327	51,724	58,882
16,477	15,794	15,077	14,625	14,622	14,364
-	-	-	-	224	406
366	338	344	328	285	290
336,013	338,732	326,542	320,828	330,515	354,429
(208,266)	(191,251)	(189,578)	(187,586)	(170,800)	(160,575)
50,648	46,095	37,834	35,844	35,213	40,005
(157,618)	(145,156)	(151,744)	(151,742)	(135,587)	(120,570)
89,061	88,022	87,453	80,450	77,986	70,488
88,068	85,735	85,456	85,839	88,896	90,231
3,165	3,264	3,152	3,052	3,002	2,977
937	933	1,020	937	1,046	899
2,630	2,808	2,804	2,819	2,858	2,911
167	152	139	135	110	103
96	93	90	166	75	76
1,852	1,880	1,752	1,798	1,950	2,052
2,939	2,901	2,863	2,878	2,667	-
8,265	4,398	1,894	1,595	803	656
1,459	-	2	2	(502)	(705)
2,435	1,254	1,592	2,017	1,945	2,050
25,851	24,004	22,968	23,507	22,240	20,961
226,925	215,444	211,185	205,195	203,076	192,699
641	655	637	625	617	-
6,587	3,571	2,074	2,030	1,606	1,416
75	-	1	1	(595)	(466)
-	307	1,857	-	(105)	2,566
(25,851)	(24,004)	(22,968)	(23,507)	(22,240)	(20,961)
(18,548)	(19,471)	(18,399)	(20,851)	(20,717)	(17,445)
208,377	195,973	192,786	184,344	182,359	175,254
18,659	24,193	21,607	17,609	32,276	32,124
32,100	26,624	19,435	14,993	14,496	22,560
\$ 50,759	\$ 50,817	\$ 41,042	\$ 32,602	\$ 46,772	\$ 54,684

LAFAYETTE CITY-PARISH CONSOLIDATED GOVERNMENT  
LAFAYETTE, LOUISIANA

FUND BALANCES, GOVERNMENTAL FUNDS  
LAST TEN FISCAL YEARS  
(Unaudited)

	<b>Fiscal Year Ended October 31,</b>			
	<b>2023</b>	<b>2022</b>	<b>2021</b>	<b>2020</b>
<b>General Fund (1)</b>				
Nonspendable	\$ 1,684,058	\$ 2,279,021	\$ 1,537,490	\$ 1,535,313
Committed	6,775,036	9,567,531	10,742,016	10,016,795
Assigned	-	-	-	-
Unassigned	62,163,837	57,594,161	58,036,195	59,297,187
<b>Total General Fund</b>	<b>\$ 70,622,931</b>	<b>\$ 69,440,713</b>	<b>\$ 70,315,701</b>	<b>\$ 70,849,295</b>
<b>All Other Governmental Funds</b>				
Nonspendable	\$ 380,941	\$ 460,047	\$ 289,647	\$ 434,752
Restricted	249,193,143	238,491,235	263,593,184	276,870,737
Committed	13,915	13,498	13,420	13,303
Assigned	-	-	-	-
Unassigned	-	-	-	(2,378)
<b>Total All Other Governmental Funds</b>	<b>\$249,587,999</b>	<b>\$238,964,780</b>	<b>\$263,896,251</b>	<b>\$277,316,414</b>

(1) Combined City and Parish General Funds

<b>Fiscal Year Ended October 31,</b>					
<b>2019</b>	<b>2018</b>	<b>2017</b>	<b>2016</b>	<b>2015</b>	<b>2014</b>
\$ 6,392	\$ 3,349	\$ -	\$ 1,465	\$ 1,652	\$ 2,613
-	-	404,616	519,458	670,452	531,077
18,794,764	5,353,753	3,406,257	2,380,487	2,774,438	1,594,458
37,400,796	45,966,658	46,256,283	43,177,179	39,393,496	34,267,600
<u>\$ 56,201,952</u>	<u>\$ 51,323,760</u>	<u>\$ 50,067,156</u>	<u>\$ 46,078,589</u>	<u>\$ 42,840,038</u>	<u>\$ 36,395,748</u>
\$ 363,053	\$ 412,772	\$ 356,185	\$ 341,918	\$ 271,167	\$ 376,192
215,220,584	199,052,359	193,992,540	207,730,318	227,599,802	243,505,858
-	-	-	22,390	26,723	209,492
22,024,612	14,158,215	15,936,260	11,393,650	11,291,894	3,152,108
(7,560)	-	-	-	-	-
<u>\$237,600,689</u>	<u>\$213,623,346</u>	<u>\$210,284,985</u>	<u>\$219,488,276</u>	<u>\$239,189,586</u>	<u>\$247,243,650</u>

LAFAYETTE CITY-PARISH CONSOLIDATED GOVERNMENT  
LAFAYETTE, LOUISIANA

CHANGES IN FUND BALANCES OF GOVERNMENTAL FUNDS  
LAST TEN FISCAL YEARS  
(IN THOUSANDS)  
(Unaudited)

	<b>Fiscal Year Ended October 31,</b>			
	<b>2023</b>	<b>2022</b>	<b>2021</b>	<b>2020</b>
<b>Revenues</b>				
Taxes	\$ 241,961	\$ 227,282	\$ 217,255	\$ 202,313
Licenses and permits	6,754	6,597	6,562	5,543
Intergovernmental	68,718	89,300	36,093	38,073
Charges for services	18,600	18,265	15,022	15,794
Fines and forfeits	2,057	2,720	1,844	1,867
Investments earnings	15,999	\$ (2,680)	403	4,238
Miscellaneous revenues	1,560	2,102	2,035	1,639
Total revenues	<u>355,649</u>	<u>343,586</u>	<u>279,214</u>	<u>269,467</u>
<b>Expenditures</b>				
Current:				
General government	43,238	43,240	42,498	52,330
Public safety	100,328	95,727	91,788	77,458
Public works	42,517	46,505	43,438	36,728
Urban redevelop and housing	5,303	16,950	12,089	1,487
Culture and recreation	22,953	23,472	22,415	24,129
Health and welfare	1,610	1,205	1,061	1,069
Economic opportunity	1,208	1,034	1,366	325
Economic dev and assist	3,629	2,819	851	571
Debt service:				
Principal retirement	23,501	19,748	20,895	23,715
Interest and fiscal charges	9,296	10,184	10,916	10,873
Debt issuance costs	-	-	348	1,083
Capital outlay	90,770	109,234	46,239	44,735
Total expenditures	<u>344,353</u>	<u>370,118</u>	<u>293,904</u>	<u>274,503</u>
Excess (deficiency) of revenues over (under) expenditures	<u>11,296</u>	<u>(26,532)</u>	<u>(14,690)</u>	<u>(5,036)</u>
<b>Other financing sources (uses)</b>				
Proceeds from sale of assets	-	-	-	-
Proceeds from leases	566	-	-	-
Issuance of debt	-	-	-	50,000
Issuance of refunding debt	-	-	20,185	42,075
Premium on issuance of debt	-	-	3,939	10,303
Payment to escrow agent	-	-	(23,810)	(42,956)
Transfers in	40,141	32,213	26,872	62,310
Transfers out	(40,191)	(31,404)	(26,450)	(62,333)
Total other financing sources (uses)	<u>516</u>	<u>809</u>	<u>736</u>	<u>59,399</u>
Net change in fund balances	<u>\$ 11,812</u>	<u>\$ (25,723)</u>	<u>\$ (13,954)</u>	<u>\$ 54,363</u>
Debt service as a percentage of non-capital expenditures	12.93%	11.47%	12.84%	15.05%

<b>Fiscal Year Ended October 31,</b>					
<b>2019</b>	<b>2018</b>	<b>2017</b>	<b>2016</b>	<b>2015</b>	<b>2014</b>
\$ 206,579	\$ 201,564	\$ 200,311	\$ 193,663	\$ 194,492	\$ 186,196
5,888	5,593	5,235	5,251	5,762	6,360
18,674	15,873	16,057	21,436	21,779	20,467
19,545	18,990	16,967	17,307	16,828	17,647
2,103	2,491	3,773	4,297	4,430	4,607
7,615	4,032	1,757	1,498	775	637
2,435	1,254	1,592	2,017	1,945	2,053
<u>262,839</u>	<u>249,797</u>	<u>245,692</u>	<u>245,469</u>	<u>246,011</u>	<u>237,967</u>
48,489	42,606	39,874	40,498	39,716	38,265
70,580	71,933	72,763	74,773	69,286	65,718
36,061	29,424	30,467	33,095	32,937	32,211
1,896	2,480	2,505	2,707	1,541	1,720
28,495	29,065	25,710	24,273	24,509	21,972
1,034	1,023	977	1,191	1,152	940
348	338	383	320	317	337
5,075	1,321	1,164	1,488	1,431	1,235
21,140	22,655	22,155	21,790	22,085	22,055
11,490	13,206	14,321	15,221	16,724	18,255
1,054	-	252	680	564	519
38,188	30,846	24,097	38,881	35,801	32,811
<u>263,850</u>	<u>244,897</u>	<u>234,668</u>	<u>254,917</u>	<u>246,063</u>	<u>236,038</u>
(1,011)	4,900	11,024	(9,448)	(52)	1,929
1,400	-	-	-	-	-
-	-	-	-	-	-
64,825	-	11,460	39,950	35,755	29,930
-	-	-	-	-	-
7,384	-	1,749	4,101	4,727	3,192
(43,692)	-	(29,448)	(51,837)	(41,353)	(33,075)
32,731	50,134	50,355	41,743	42,498	27,842
<u>(32,782)</u>	<u>(50,439)</u>	<u>(50,355)</u>	<u>(41,743)</u>	<u>(43,185)</u>	<u>(29,093)</u>
<u>29,866</u>	<u>(305)</u>	<u>(16,239)</u>	<u>(7,786)</u>	<u>(1,558)</u>	<u>(1,204)</u>
<u>\$ 28,855</u>	<u>\$ 4,595</u>	<u>\$ (5,215)</u>	<u>\$ (17,234)</u>	<u>\$ (1,610)</u>	<u>\$ 725</u>
14.46%	16.75%	17.32%	17.13%	18.46%	19.83%

LAFAYETTE CITY-PARISH CONSOLIDATED GOVERNMENT  
LAFAYETTE, LOUISIANA

GENERAL GOVERNMENTAL TAX REVENUES BY SOURCE  
LAST TEN FISCAL YEARS  
(IN THOUSANDS)  
(Unaudited)

	<b>Fiscal Year Ended October 31,</b>			
	<b>2023</b>	<b>2022</b>	<b>2021</b>	<b>2020</b>
<b>Tax Revenues:</b>				
Ad Valorem Taxes-				
City	\$ 30,140	\$ 28,039	\$ 27,503	\$ 28,579
Parish	63,018	57,989	57,530	58,295
Interest and Penalty	132	172	201	153
Franchise Fees	2,503	2,567	2,516	2,481
Fire Insurance Rebate	1,549	1,802	952	947
Parish Sales Tax	6,991	7,057	6,373	5,305
City Sales Taxes-				
1961 Sales Tax	57,481	55,275	51,263	43,804
1985 Sales Tax	46,737	46,323	43,185	35,892
TIF Districts	1,666	1,547	1,350	1,040
Economic Development Districts	1,613	1,545	1,527	293
<b>Total Tax Revenues</b>	<b><u>\$211,830</u></b>	<b><u>\$202,316</u></b>	<b><u>\$192,400</u></b>	<b><u>\$176,789</u></b>



<b>Fiscal Year Ended October 31,</b>					
<b>2019</b>	<b>2018</b>	<b>2017</b>	<b>2016</b>	<b>2015</b>	<b>2014</b>
\$ 27,944	\$ 27,765	\$ 27,559	\$ 25,906	\$ 24,571	\$ 24,136
61,117	60,257	59,895	54,544	53,415	46,352
167	152	139	135	110	103
2,630	2,900	2,894	2,985	2,932	2,987
937	933	1,020	937	1,046	899
4,885	4,576	4,573	4,665	5,812	6,676
44,593	43,181	43,441	43,337	44,695	44,213
37,221	36,221	36,575	36,122	37,805	37,533
1,138	1,270	1,248	1,525	1,258	1,224
-	-	-	-	-	-
<u>\$180,632</u>	<u>\$177,255</u>	<u>\$177,344</u>	<u>\$170,156</u>	<u>\$171,644</u>	<u>\$164,123</u>

LAFAYETTE CITY-PARISH CONSOLIDATED GOVERNMENT  
LAFAYETTE, LOUISIANA

ASSESSED AND ESTIMATED ACTUAL VALUE OF TAXABLE PROPERTY  
(PER 1,000 of ASSESSED VALUE)  
LAST TEN FISCAL YEARS  
(Unaudited)

LAFAYETTE PARISH

Assessment Year	Residential Commercial Land	Residential Property	Commercial Property	Public Service	Agriculture
2013	\$306,613,968	\$ 927,185,878	\$ 918,824,808	\$ 76,694,460	\$ 2,155,106
2014	316,021,291	962,776,410	961,148,598	79,572,650	2,086,390
2015	332,366,816	1,001,800,150	1,032,639,271	78,653,750	2,034,087
2016	422,763,387	1,095,211,561	1,043,431,389	77,358,980	2,324,384
2017	443,348,816	1,128,408,514	1,013,499,633	77,768,440	2,263,242
2018	466,873,373	1,156,956,832	978,842,023	75,313,060	2,230,795
2019	474,736,480	1,193,166,239	1,002,010,510	78,835,070	2,234,075
2020	483,952,399	1,223,372,265	815,234,726	85,668,130	2,220,838
2021	493,832,022	1,267,943,712	781,525,884	87,133,030	2,163,386
2022	506,281,555	1,320,137,046	912,802,164	90,701,790	2,107,069

CITY OF LAFAYETTE

Assessment Year	Residential Commercial Land	Residential Property	Commercial Property	Public Service	Agriculture
2013	\$189,990,488	\$ 548,135,633	\$ 584,750,323	\$ 28,950,527	\$ 83,441
2014	194,478,127	560,904,514	595,604,317	27,785,384	78,675
2015	202,766,055	574,707,838	654,581,679	28,047,677	81,704
2016	250,225,121	626,803,139	674,093,961	24,634,088	93,963
2017	267,544,880	635,380,207	661,110,220	25,503,541	84,978
2018	278,525,097	643,867,647	636,485,009	23,929,732	84,802
2019	281,573,729	660,537,704	646,326,396	23,828,694	86,594
2020	281,223,488	674,239,293	559,096,875	27,695,611	86,377
2021	284,376,657	697,745,511	537,508,291	25,823,286	83,840
2022	289,343,664	722,201,237	627,419,346	27,411,081	77,445

(1) The difference in total assessed value and total taxable value is due to a homestead exemption of \$75,000 applies only to Lafayette Parish.

Note: The following are the assessment rates:

Land, net of homestead exemptions	10%
Residential, net of homestead exemptions	10%
All others	15%

Source: Lafayette Parish Tax Assessor-Abstract of Assessment/  
Grand Recapitulation of the Assessment Roll

Table 8

<u>Total Assessed Value</u>	<u>Less Exempt Property</u>	<u>Total Taxable Value</u>	<u>Estimated Actual Value</u>	<u>Total Direct Tax Rate</u>	<u>Ratio of Assessed to Estimated Actual Value</u>
\$2,231,474,220	\$358,487,313	\$1,872,986,907	\$18,485,048,240	96.32	12.07%
2,321,605,339	363,430,493	1,958,174,846	19,216,498,230	98.98	12.08%
2,447,494,074	365,591,179	2,081,902,895	20,246,272,337	98.15	12.09%
2,641,089,701	382,003,154	2,259,086,547	22,159,202,580	98.42	11.92%
2,665,288,645	388,335,004	2,276,953,641	22,496,869,940	98.87	11.85%
2,680,216,083	394,049,555	2,286,166,528	22,786,223,487	100.05	11.76%
2,750,982,374	400,989,722	2,349,992,652	23,381,438,007	98.22	11.77%
2,610,448,358	408,396,210	2,202,052,148	22,530,353,193	102.695	11.59%
2,632,598,034	417,641,096	2,214,956,938	22,849,563,760	105.045	11.52%
2,832,029,624	425,874,196	2,406,155,428	24,370,604,460	104.695	11.62%

<u>Total Assessed Value</u>	<u>Additions to/ Deletions from Roll</u>	<u>Total Taxable Value</u>	<u>Estimated Actual Value</u>	<u>Total Direct Tax Rate</u>	<u>Ratio of Assessed to Estimated Actual Value</u>
\$1,351,910,412	\$ (4,535,355)	\$1,347,375,057	\$11,280,431,107	17.94	11.98%
1,378,851,017	(5,471,418)	1,373,379,599	11,525,308,607	17.94	11.96%
1,460,184,953	(11,306,771)	1,448,878,182	12,139,433,830	17.94	12.03%
1,575,850,272	(22,783,466)	1,553,066,806	13,265,181,970	17.80	11.88%
1,589,623,826	(25,062,934)	1,564,560,892	13,437,502,117	17.80	11.83%
1,582,892,287	(10,596,676)	1,572,295,611	13,468,008,853	17.80	11.75%
1,612,353,117	(13,267,279)	1,599,085,838	13,730,822,910	17.94	11.74%
1,542,341,644	(4,235,473)	1,538,106,171	13,282,804,080	17.94	11.61%
1,545,537,585	(2,715,170)	1,542,822,415	13,405,448,687	18.19	11.53%
1,666,452,773	(6,516,408)	1,659,936,365	14,299,019,100	18.19	11.65%

LAFAYETTE CITY-PARISH CONSOLIDATED GOVERNMENT  
LAFAYETTE, LOUISIANA

DIRECT AND OVERLAPPING PROPERTY TAX RATES  
(PER \$1,000 OF ASSESSED VALUE)  
LAST TEN FISCAL YEARS  
(Unaudited)

<u>Lafayette City-Parish Consolidated Government</u>									
Fiscal Year	Total City of Lafayette Millage	<u>Lafayette Parish</u>			<u>Lafayette Parish School Board</u>			Other	<u>Total</u>
		Operating Millage	Debt Service Millage	Total Parish Millage	Operating Millage	Debt Service Millage	Total School Board Millage		
2014	17.94	24.67	3.00	27.67	33.56	-	33.56	35.09	114.26
2015	17.94	27.28	3.00	30.28	33.56	-	33.56	35.14	116.92
2016	17.94	26.47	2.75	29.22	33.56	-	33.56	35.37	116.09
2017	17.80	27.05	2.75	29.80	33.56	-	33.56	35.06	116.22
2018	17.80	27.05	2.75	29.80	33.56	-	33.56	35.51	116.67
2019	17.80	27.05	2.75	29.80	33.56	-	33.56	36.69	117.85
2020	17.94	25.96	2.00	27.96	33.56	-	33.56	36.70	116.16
2021	17.94	27.285	2.00	29.285	35.94	-	35.94	37.47	120.64
2022	18.19	27.415	1.85	29.265	35.94	-	35.94	24.84	108.24
2023	18.19	27.415	1.85	29.265	35.59	-	35.59	24.84	107.89

Source: Lafayette Parish Tax Assessor - Grand Recapitulation of the Assessment Roll.

LAFAYETTE CITY-PARISH CONSOLIDATED GOVERNMENT  
LAFAYETTE, LOUISIANA

PARISH PROPERTY TAX RATES  
(Per \$1,000 of Assessed Value)  
LAST TEN FISCAL YEARS OF COLLECTION  
(Unaudited)

	<u>2022</u>	<u>2021</u>	<u>2020</u>	<u>2019</u>	<u>2018</u>	<u>2017</u>	<u>2016</u>	<u>2015</u>	<u>2014</u>	<u>2013</u>
Parish Tax	3.25	3.25	3.25	3.05	3.05	3.05	3.05	3.05	3.05	3.05
Parish Tax (Exempted Municipalities)	1.625	1.625	1.625	1.52	1.52	1.52	1.52	1.52	1.52	1.52
Airport Maintenance	1.71	1.71	1.71	1.71	1.58	1.58	1.58	1.71	1.71	1.71
Courthouse & Jail Maintenance	2.51	2.51	2.51	2.34	2.34	2.34	2.34	2.34	2.34	2.34
Road and Bridges	4.47	4.47	4.47	4.17	4.17	4.17	4.17	4.17	4.17	4.17
Health Unit	n/a	n/a	n/a	n/a	n/a	n/a	n/a	0.80	1.61	0.00
Juvenile Detention Home Maintenance	1.25	1.25	1.25	1.17	1.17	1.17	1.17	1.17	1.17	1.17
Drainage Maintenance	3.58	3.58	3.58	3.34	3.34	3.34	3.34	3.34	3.34	3.34
Teche-Vermilion Freshwater	1.41	1.41	1.41	1.41	1.41	1.41	1.41	1.50	1.50	1.45
Detention Correctional Facility	2.21	2.21	2.21	2.06	1.90	1.90	1.90	2.06	2.06	2.06
Public Improvement Bonds (B&I)	1.85	1.85	2.00	2.00	2.75	2.75	2.75	2.75	3.00	3.00
Mosquito Abatement	n/a	n/a	n/a	n/a	n/a	n/a	n/a	1.50	1.50	0.50
School Tax (Constitutional)	4.92	4.92	4.92	4.59	4.59	4.59	4.59	4.59	4.59	4.59
Special School Tax	7.79	7.79	7.79	7.27	7.27	7.27	7.27	7.27	7.27	7.27
Special School Impr Maintenance Op	5.00	5.35	5.35	5.00	5.00	5.00	5.00	5.00	5.00	5.00
Law Enforcement District	17.36	17.36	17.36	16.79	16.79	16.79	16.79	16.79	16.79	16.79
School-1985 Operation	17.88	17.88	17.88	16.70	16.70	16.70	16.70	16.70	16.70	16.70
Assessment District	1.67	1.67	1.67	1.44	1.56	1.44	1.44	1.56	1.56	1.56
LEDA	1.80	1.80	1.68	1.68	1.68	1.68	1.68	1.82	1.82	1.82
Lafayette Parish Bayou										
Vermilion (B&I)	0.10	0.10	0.10	0.17	0.17	0.17	0.17	0.00	0.10	0.10
Lafayette Parish Bayou										
Vermilion Maintenance	0.79	0.79	0.79	0.75	0.75	0.75	0.75	0.75	0.75	0.75
Library	4.88	4.88	4.75	4.75	6.00	6.00	6.00	6.52	6.52	6.52
Combined Public Health	1.98	1.98	2.21	2.21	2.21	3.56	3.56	n/a	n/a	n/a
Storm Water Management	1.18	1.18	1.18	1.10	1.10	n/a	n/a	n/a	n/a	n/a
Parish Roads & Bridges	0.075	0.075	0.075	n/a	n/a	n/a	n/a	n/a	n/a	n/a
Parish Fire Protection	0.405	0.405	0.175	n/a	n/a	n/a	n/a	n/a	n/a	n/a
Cultural Economy	n/a	n/a	n/a	0.25	0.25	n/a	n/a	n/a	n/a	n/a
Sub-District of DDA	15.00	15.00	12.75	12.75	12.75	11.69	11.24	11.24	10.91	10.91
Total	<u>104.695</u>	<u>105.045</u>	<u>102.695</u>	<u>98.22</u>	<u>100.05</u>	<u>98.87</u>	<u>98.42</u>	<u>98.15</u>	<u>98.98</u>	<u>96.32</u>

Source: Lafayette Parish Tax Assessor - Grand Recapitulation of the Assessment Roll.

Note: Does not include taxes levied within municipal boundaries.

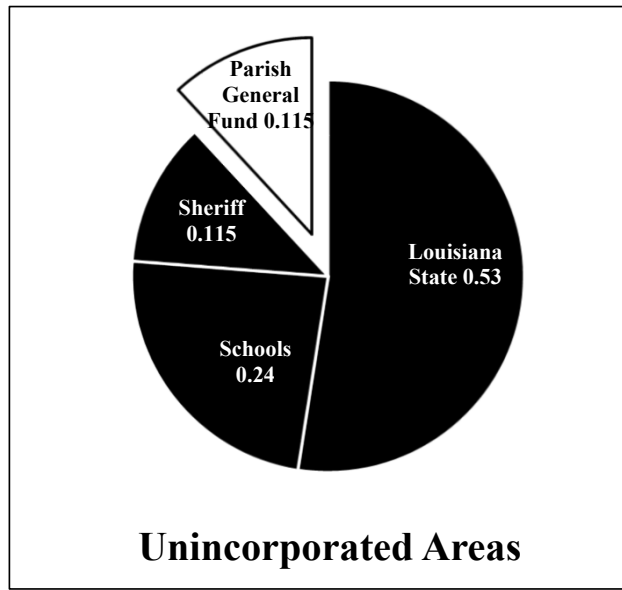
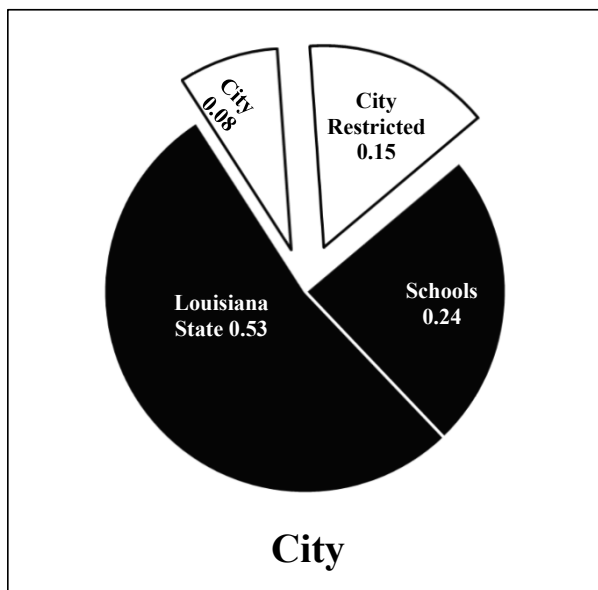
LAFAYETTE CITY-PARISH CONSOLIDATED GOVERNMENT  
LAFAYETTE, LOUISIANA

GOVERNMENTAL FUNDS GROSS SALES TAX REVENUE  
LAST TEN FISCAL YEARS  
(Unaudited)

Fiscal Year	City Sales Tax 1961 1%	City Sales Tax 1985 1%	TIF Districts 1%	Economic Development Districts 1%	Parish Sales Tax 1%	Total Sales Taxes
2014	\$ 44,212,574	\$ 37,532,841	\$ 1,224,206	\$ -	\$ 6,675,866	\$89,645,487
2015	44,694,734	37,804,976	1,258,320	-	5,812,450	89,570,480
2016	43,337,302	36,122,279	1,524,519	-	4,664,950	85,649,050
2017	43,441,278	36,575,353	1,247,517	-	4,573,349	85,837,497
2018	43,181,294	36,221,327	1,269,596	-	4,576,267	85,248,484
2019	44,592,889	37,221,378	1,138,358	-	4,885,224	87,837,849
2020	43,803,676	35,891,764	1,040,443	292,762	5,304,706	86,333,351
2021	51,262,785	43,185,120	1,349,797	1,526,641	6,373,263	103,697,606
2022	55,274,568	46,323,016	1,547,173	1,545,308	7,057,164	111,747,229
2023	57,480,663	46,737,419	1,665,536	1,613,350	6,990,643	114,487,611

Source: Lafayette Parish School System Sales Tax Division

Note: The below graphs do not include TIF and Economic Development Districts.



**LAFAYETTE CITY-PARISH CONSOLIDATED GOVERNMENT**  
LAFAYETTE, LOUISIANA

**PROPERTY TAX LEVIES AND COLLECTIONS**  
**LAST TEN FISCAL YEARS**  
(Unaudited)

Year Ended October 31,	Total Tax Levy	Current Tax Collections	Percent of Current Taxes Collected	Delinquent Tax Collections	Total Tax Collections	Percent of Total Tax Collections to Total Tax Levy	Outstanding Delinquent Taxes (1)	Percent of Delinquent Taxes to Total Tax Levy
City of Lafayette (Dollars in thousands)-								
2014	\$ 24,172	\$ 24,074	99.59%	\$ 62	\$ 24,136	99.85%	\$ 733	3.03%
2015	24,638	24,565	99.70%	6	24,571	99.73%	800	3.25%
2016	25,993	25,893	99.62%	13	25,906	99.67%	887	3.41%
2017	27,645	27,536	99.61%	22	27,558	99.69%	973	3.52%
2018	27,849	27,759	99.68%	6	27,765	99.70%	1,057	3.80%
2019	27,986	27,910	99.73%	34	27,944	99.85%	1,100	3.93%
2020	28,688	28,559	99.55%	20	28,579	99.62%	1,208	4.21%
2021	27,594	27,443	99.45%	60	27,503	99.67%	1,299	4.71%
2022	28,064	28,000	99.77%	39	28,039	99.91%	1,324	4.72%
2023	30,194	30,124	99.77%	16	30,140	99.82%	1,379	4.57%
Lafayette Parish (Dollars in thousands)-								
2014	\$ 46,636	\$ 46,187	99.04%	\$ 81	\$ 46,268	99.21%	\$ 450	0.96%
2015	53,882	53,262	98.85%	65	53,327	98.97%	620	1.15%
2016	55,042	54,052	98.20%	376	54,428	98.88%	989	1.80%
2017	61,047	59,764	97.90%	19	59,783	97.93%	1,283	2.10%
2018	61,515	60,121	97.73%	14	60,135	97.76%	1,394	2.27%
2019	61,755	60,953	98.70%	(9)	60,944	98.69%	802	1.30%
2020	59,159	58,177	98.34%	-	58,177	98.34%	982	1.66%
2021	57,961	57,335	98.92%	60	57,395	99.02%	626	1.08%
2022	58,261	57,842	99.28%	49	57,891	99.36%	419	0.72%
2023	63,261	62,788	99.25%	14	62,802	99.27%	473	0.75%

(1) Includes unpaid taxes from prior years.

Source: Lafayette Parish Tax Assessor

LAFAYETTE CITY-PARISH CONSOLIDATED GOVERNMENT  
LAFAYETTE, LOUISIANA

PRINCIPAL PROPERTY TAXPAYERS - LAFAYETTE PARISH  
CURRENT AND NINE YEARS AGO  
(Unaudited)

Taxpayer	Type of Business	December 31, 2022			December 31, 2013		
		Assessed Value	Rank	Percent of Total Assessed Valuation	Assessed Value	Rank	Percent of Total Assessed Valuation
First Horizon Bank	Financial Services	\$ 23,682,998	1	0.84%	\$ 13,115,578	9	0.59%
Stuller Inc	Manufacturing	19,522,586	2	0.69%	17,873,808	5	0.80%
Atmos Energy	Natural Gas Utility	15,993,707	3	0.56%	--	--	--
Southwest La Electric (SLEMCO)	Electric Company	15,772,540	4	0.56%	13,637,100	8	0.61%
Entergy Gulf States	Electric Company	14,372,974	5	0.51%	--	--	--
AT&T/Bellsouth	Telecommunications	13,482,306	6	0.48%	22,951,077	2	1.03%
WalMart/Sams	Retail Services	13,252,439	7	0.47%	13,996,289	7	0.63%
JP Morgan Chase	Financial Services	12,051,077	8	0.43%	--	--	--
Whitney National Bank	Financial Services	11,928,987	9	0.42%	--	--	--
Home Bank	Financial Services	11,218,273	10	0.40%	--	--	--
Franks Casing	Oilfield Services	--	--	--	40,267,480	1	1.80%
P H I Inc	Oilfield Services	--	--	--	20,550,805	3	0.92%
Schlumberger	Oilfield Services	--	--	--	18,993,752	4	0.85%
Halliburton	Oilfield Services	--	--	--	17,072,734	6	0.77%
Offshore Energy	Oilfield Services	--	--	--	13,067,493	10	0.59%
Totals		<u>\$ 151,277,887</u>		<u>5.36%</u>	<u>\$ 178,458,623</u>		<u>8.00%</u>

Parish's total assessed value for 2022 \$ 2,832,029,624

Parish's total assessed value for 2013

\$ 2,231,474,220

Source: Lafayette Parish Tax Assessor



LAFAYETTE CITY-PARISH CONSOLIDATED GOVERNMENT  
LAFAYETTE, LOUISIANA

PRINCIPAL PROPERTY TAXPAYERS - CITY OF LAFAYETTE  
CURRENT AND NINE YEARS AGO  
(Unaudited)

Taxpayer	Type of Business	December 31, 2022			December 31, 2013		
		Assessed Value	Rank	Percent of Total Assessed Valuation	Assessed Value	Rank	Percent of Total Assessed Valuation
First Horizon Bank	Financial Services	\$ 21,161,177	1	1.27%	\$ 11,932,542	5	0.88%
Stuller Inc.	Manufacturing	19,522,586	2	1.17%	17,873,808	3	1.32%
Whitney National Bank	Financial Services	10,440,004	3	0.63%	--	--	--
JP Morgan Chase	Financial Services	10,240,365	4	0.61%	9,711,898	9	0.72%
Entergy Gulf States	Utilities	8,859,320	5	0.53%	--	--	--
Franks Casing	Oilfield Services	8,654,310	6	0.52%	31,456,678	1	2.33%
Home Bank	Financial Services	8,563,430	7	0.51%	--	--	--
AT&T/Bellsouth	Telecommunications	8,274,904	8	0.50%	15,292,409	4	1.13%
WalMart/Sams	Retail Services	8,172,897	9	0.49%	11,307,541	6	0.84%
Capital One Bank	Financial Services	7,662,557	10	0.46%	--	--	--
P H I Inc	Oilfield Services	--	--	--	20,550,805	2	1.52%
HCA Regional Health System	Medical Services	--	--	--	10,813,714	7	0.80%
Schlumberger	Oilfield Services	--	--	--	10,150,363	8	0.75%
Halliburton	Oilfield Services	--	--	--	6,461,575	10	0.48%
Totals		<u>\$ 111,551,550</u>		<u>6.69%</u>	<u>\$ 145,551,333</u>		<u>10.77%</u>
City's total assessed value for 2022		<u>\$ 1,666,452,773</u>					
City's total assessed value for 2013					<u>\$ 1,351,910,412</u>		

Source: Lafayette Parish Tax Assessor

LAFAYETTE CITY-PARISH CONSOLIDATED GOVERNMENT  
LAFAYETTE, LOUISIANA

SUMMARY OF AD VALOREM TAX  
ASSESSMENTS AND COLLECTIONS  
Year Ended October 31, 2023  
(Unaudited)

	<u>City of Lafayette</u>				<u>Lafayette Parish</u>		
	<u>TOTAL</u>	City General Fund *	Recreation & Parks Fund	Street Maintenance Fund	<u>TOTAL</u>	Parish General Fund	Road & Bridge Maint.
Total assessed valuation- 2022 roll :							
Original roll	\$ 1,666,452,773				\$ 2,832,029,624		
Homestead exemption	-				(425,874,196)		
Additions to roll	2,488,460				-		
Deletions from roll	(9,004,868)				-		
Net tax roll	<u>\$ 1,659,936,365</u>				<u>\$ 2,406,155,428</u>		
Millage	18.19	14.98	1.92	1.29	29.265	4.875	4.545
Taxes levied	\$ 30,194,242	\$24,865,847	\$3,187,078	\$2,141,318	\$ 63,260,797	\$ 4,574,668	\$10,935,976
Collection of prior year taxes	15,949	11,969	1,683	2,297	13,685	652	3,547
	<u>30,210,191</u>	<u>24,877,816</u>	<u>3,188,761</u>	<u>2,143,615</u>	<u>63,274,482</u>	<u>4,575,320</u>	<u>10,939,523</u>
Taxes collected	<u>30,139,989</u>	<u>24,819,844</u>	<u>3,181,575</u>	<u>2,138,570</u>	<u>62,801,911</u>	<u>4,540,810</u>	<u>10,857,824</u>
Taxes receivable - 2022 roll	70,274	58,043	7,186	5,045	472,571	34,510	81,699
Prior years' rolls	1,308,478	1,073,576	150,949	83,953	-	-	-
Total taxes receivable, October 31, 2023	<u>\$ 1,378,752</u>	<u>\$ 1,131,619</u>	<u>\$ 158,135</u>	<u>\$ 88,998</u>	<u>\$ 472,571</u>	<u>\$ 34,510</u>	<u>\$ 81,699</u>
* <u>City General Fund</u>	<u>Mills</u>						
General alimony tax	5.67						
Maintenance of public buildings	1.13						
Maintenance and operation of fire and police departments	<u>8.18</u>						
Total	<u>14.98</u>						

Source: Lafayette Parish Tax Assessor

<b>Lafayette Parish</b>								
<u>Parishwide Drainage Maint.</u>	<u>Adult Correctional Facility Maint.</u>	<u>Lafayette Parish Public Library</u>	<u>Courthouse and Jail Maint.</u>	<u>Juvenile Detention Home Maint.</u>	<u>Combined Public Health</u>	<u>Storm Water Management</u>	<u>Fire Protection</u>	<u>Debt Service Contingency</u>
3.58	2.21	4.88	2.51	1.25	1.98	1.18	0.405	1.85
\$8,614,036 1,781	\$ 5,317,603 1,069	\$ 11,742,038 3,028	\$6,039,450 1,247	\$3,007,694 624	\$4,764,188 1,656	\$2,839,263 -	\$ 974,493 -	\$4,451,388 81
<u>8,615,817</u>	<u>5,318,672</u>	<u>11,745,066</u>	<u>6,040,697</u>	<u>3,008,318</u>	<u>4,765,844</u>	<u>2,839,263</u>	<u>974,493</u>	<u>4,451,469</u>
<u>8,551,467</u>	<u>5,278,948</u>	<u>11,657,350</u>	<u>5,995,581</u>	<u>2,985,930</u>	<u>4,730,252</u>	<u>2,818,052</u>	<u>967,213</u>	<u>4,418,484</u>
64,350 -	39,724 -	87,716 -	45,116 -	22,388 -	35,592 -	21,211 -	7,280 -	32,985 -
<u>\$ 64,350</u>	<u>\$ 39,724</u>	<u>\$ 87,716</u>	<u>\$ 45,116</u>	<u>\$ 22,388</u>	<u>\$ 35,592</u>	<u>\$ 21,211</u>	<u>\$ 7,280</u>	<u>\$ 32,985</u>

**LAFAYETTE CITY-PARISH CONSOLIDATED GOVERNMENT**  
LAFAYETTE, LOUISIANA

**CALCULATION OF LEGAL GENERAL OBLIGATION DEBT MARGIN**  
**LAST TEN FISCAL YEARS**  
(Unaudited)

<b>City of Lafayette</b>						
Fiscal Year	Gross Assessed Value	Any One Purpose	Aggregate All Purpose	Debt Outstanding	Legal Debt Margin	Total General Obligation Debt Applicable to Limitation as a Percentage of Debt Limit
2014	\$1,347,375,057	\$134,737,506	\$471,581,270	\$ -	\$471,581,270	0%
2015	1,373,379,599	137,337,960	480,682,860	-	480,682,860	0%
2016	1,448,878,182	144,887,818	507,107,364	-	507,107,364	0%
2017	1,553,066,806	155,306,681	543,573,382	-	543,573,382	0%
2018	1,564,560,892	156,456,089	547,596,312	-	547,596,312	0%
2019	1,572,295,611	157,229,561	550,303,464	-	550,303,464	0%
2020	1,599,085,838	159,908,584	559,680,043	-	559,680,043	0%
2021	1,538,106,171	153,810,617	538,337,160	-	538,337,160	0%
2022	1,545,537,585	154,553,759	540,938,155	-	540,938,155	0%
2023	1,666,452,773	166,645,277	583,258,471	-	583,258,471	0%

<b>Lafayette Parish</b>					
Fiscal Year	Gross Assessed Value	Any One Purpose	Aggregate All Purpose	Debt Outstanding	Legal Debt Margin
2014	\$2,231,474,220	\$223,147,422	no limit	\$ 61,820,000	no limit
2015	2,321,605,339	232,160,534	no limit	59,080,000	no limit
2016	2,447,494,074	244,749,407	no limit	56,235,000	no limit
2017	2,641,089,701	264,108,970	no limit	53,290,000	no limit
2018	2,665,288,645	266,528,865	no limit	50,205,000	no limit
2019	2,680,216,083	268,021,608	no limit	46,960,000	no limit
2020	2,750,982,374	275,098,237	no limit	43,555,000	no limit
2021	2,610,448,358	261,044,836	no limit	36,810,000	no limit
2022	2,632,598,034	263,259,803	no limit	33,250,000	no limit
2023	2,832,029,624	283,202,962	no limit	29,510,000	no limit

Louisiana Revised Statutes limit the Parish's general obligation bonded debt for other purposes to 10% of the assessed valuation of the taxable property for a single purpose with no limit on the number of purposes. The City may issue general obligation bonded debt in excess of 10% of the assessed valuation of the taxable property for any single purpose provided that the aggregate for all such purposes (determined at the time of issuance of the bonds) does not exceed 35% of the assessed valuation of the taxable property of the City.

LAFAYETTE CITY-PARISH CONSOLIDATED GOVERNMENT  
LAFAYETTE, LOUISIANA

OUTSTANDING DEBT BY TYPE  
LAST TEN FISCAL YEARS  
(IN THOUSANDS)  
(Unaudited)

Governmental Activities								
Fiscal Year	City				Parish			
	Sales Tax Revenue Bonds	Taxable Refunding Bonds	Certificates of Indebtedness	Leases and Subscriptions	General Obligation			
2014	\$ 295,431	\$ 37,575	\$ 5,080	\$ -	\$63,811			
2015	276,830	35,500	4,750	-	60,932			
2016	252,452	33,345	4,405	-	57,947			
2017	220,701	31,105	4,045	-	54,863			
2018	202,473	28,780	3,670	-	51,639			
2019	215,341	26,365	3,275	-	48,254			
2020	255,102	25,835	2,865	-	44,710			
2021	236,110	25,835	2,435	-	41,060			
2022	218,218	25,835	1,990	279	37,133			
2023	199,671	23,360	1,525	836	33,025			

Fiscal Year	Business Type				Primary Government			
	Utilities Revenue Bonds	Communications Revenue Bonds	LPPA Revenue Bonds	Leases and Subscriptions	Total Primary Government	Percentage of Personal Income	Per Capita	Personal Income (1)
2014	\$ 266,364	\$ 113,810	\$ 100,162	\$ -	\$ 882,233	7.95%	\$ 4	\$ 11,100
2015	251,835	117,993	96,675	-	844,515	6.95%	4	12,147
2016	236,859	115,846	95,488	-	796,342	6.83%	3	11,668
2017	222,883	110,599	91,621	-	735,817	6.87%	3	10,705
2018	207,533	105,027	87,601	-	686,723	6.17%	3	11,128
2019	260,130	99,294	83,462	-	736,121	6.03%	3	12,205
2020	242,171	93,389	79,236	-	743,308	6.13%	3	12,129
2021	224,055	87,306	74,881	-	691,682	5.34%	3	12,944
2022	200,555	80,806	64,674	1,483	630,973	4.48%	3	14,084
2023	181,885	73,389	60,100	3,644	577,435	3.95%	2	14,615

(1) Source: U.S. Department of Commerce: Bureau of Economic Analysis

LAFAYETTE CITY-PARISH CONSOLIDATED GOVERNMENT  
LAFAYETTE, LOUISIANA

RATIOS OF GENERAL BONDED DEBT  
LAST TEN FISCAL YEARS  
(Unaudited)

City of Lafayette:

Fiscal Year	(2) Population	(1) Net Assessed Value	Sales Tax Revenue Bonds	Taxable Refunding Bonds
2014	127,154	\$ 1,347,375,057	\$ 295,430,838	\$ 37,575,000
2015	128,551	1,373,379,599	276,830,123	35,500,000
2016	130,422	1,448,878,182	252,451,584	33,345,000
2017	132,272	1,553,066,806	220,701,367	31,105,000
2018	133,942	1,564,560,892	202,473,399	28,780,000
2019	135,737	1,572,295,611	215,341,041	26,365,000
2020	137,309	1,599,085,838	255,101,804	25,835,000
2021	132,892	1,538,106,171	236,109,855	25,835,000
2022	133,727	1,542,822,415	218,217,906	25,835,000
2023	133,727	1,659,936,366	199,670,958	23,360,000

Lafayette Parish:

Fiscal Year	(2) Population	(1) Net Assessed Value	Gross General Obligation Bonds	Certificates of Indebtedness
2014	230,847	\$ 1,872,986,907	\$ 63,810,983	\$ -
2015	238,586	1,958,174,846	60,931,661	-
2016	240,560	2,081,902,895	57,947,340	-
2017	242,231	2,259,086,547	54,863,019	-
2018	241,894	2,276,953,641	51,638,697	-
2019	244,056	2,286,166,528	48,254,376	-
2020	245,191	2,349,992,652	44,710,054	-
2021	243,446	2,202,052,148	41,060,496	-
2022	244,709	2,214,956,938	37,132,910	-
2023	244,709	2,406,155,428	33,025,323	-

Notes:

- (1) Assessed value is net after homestead exemption and miscellaneous adjustments.
- (2) Louisiana Department of Treasury (2023 population estimates remain unchanged due to the official estimates not being available.)

<u>Certificates of Indebtedness</u>	<u>Debt Service Monies Available</u>	<u>Net Bonded Debt</u>	<u>Net Bonded Debt to Assessed Value</u>	<u>Net Bonded Debt per Capita</u>
\$ 5,080,000	\$ 41,881,156	\$ 296,204,682	21.98%	\$ 2,329
4,750,000	40,779,403	276,300,720	20.12%	2,149
4,405,000	31,728,073	258,473,511	17.84%	1,982
4,045,000	29,303,688	226,547,679	14.59%	1,713
3,670,000	28,487,254	206,436,145	13.19%	1,541
3,275,000	26,771,665	218,209,376	13.88%	1,608
2,865,000	27,311,138	256,490,666	16.04%	1,868
2,435,000	25,986,234	238,393,621	15.50%	1,794
1,990,000	25,872,025	220,170,881	14.27%	1,646
1,525,000	24,661,502	199,894,456	12.04%	1,495

<u>Debt Service Monies Available</u>	<u>Net General Obligation Bonds</u>	<u>Net Bonded Debt to Assessed Value</u>	<u>Net Bonded Debt per Capita</u>
\$ 3,826,722	\$ 59,984,261	3.20%	\$ 260
4,248,120	56,683,541	2.89%	238
4,492,786	53,454,554	2.57%	222
5,166,277	49,696,742	2.20%	205
5,909,647	45,729,050	2.01%	189
6,805,198	41,449,178	1.81%	170
6,054,734	38,655,320	1.64%	158
5,528,143	35,532,353	1.61%	146
4,332,299	32,800,611	1.48%	134
3,821,357	29,203,966	1.21%	119

LAFAYETTE CITY-PARISH CONSOLIDATED GOVERNMENT  
LAFAYETTE, LOUISIANA

COMPUTATION OF DIRECT AND OVERLAPPING DEBT

October 31, 2023

(Unaudited)

Governmental Unit	Debt Outstanding	Estimated Percentage Applicable	Amount Applicable to Primary Government
Direct:			
Lafayette Parish Government	\$ 33,025,323	100%	\$ 33,025,323
City of Lafayette	225,391,863	100%	225,391,863
Total Direct:	<u>258,417,186</u>		<u>258,417,186</u>
Overlapping:			
Lafayette Parish School Board	<u>406,231,713</u>	100%	<u>406,231,713</u>
Underlying:			
City of Broussard	15,510,504	6.08%	943,039
City of Carencro	12,710,000	4.66%	592,286
City of Scott	18,057,293	3.49%	630,200
City of Youngsville	59,380,000	7.05%	4,186,290
Total Underlying:	<u>\$105,657,797</u>		<u>6,351,815</u>
Total overlapping debt			412,583,528
City of Lafayette/Lafayette Parish Direct Debt			258,417,186
Total Direct and Overlapping Debt			<u>\$ 671,000,714</u>
<u>Population (1)</u>			
City of Lafayette	133,727	54.65%	
City of Broussard	14,873	6.08%	
City of Carencro	11,392	4.66%	
Town of Duson	1,365	0.56%	
City of Scott	8,549	3.49%	
City of Youngsville	17,258	7.05%	
Unincorporated Parish	57,545	23.52%	
Lafayette Parish	<u>244,709</u>		

The percentage of overlapping debt applicable is estimated using population. Application percentages were estimated by determining the portion of Municipalities population within the Parish's boundaries and dividing it by the Parish's total population.

(1) Louisiana Department of Treasury (The 2023 estimates were not available; therefore, the 2022 estimates were reported).



LAFAYETTE CITY-PARISH CONSOLIDATED GOVERNMENT  
LAFAYETTE, LOUISIANA

RATIO OF SALES TAXES DEBT COVERAGE (1)  
LAST TEN FISCAL YEARS  
(Unaudited)

City of Lafayette:

**City Sales Tax - 1961**

Fiscal Year	Revenue	Less Operating Expenses	Net Available Revenue	Debt Service			Debt Coverage
				Principal	Interest	Total	
2014	\$44,212,574	\$ -	\$44,212,574	\$ 8,630,000	\$ 8,637,036	\$17,267,036	2.56
2015	44,694,735	-	44,694,735	8,975,000	7,746,038	16,721,038	2.67
2016	43,337,302	-	43,337,302	8,960,000	7,196,343	16,156,343	2.68
2017	43,441,278	-	43,441,278	9,180,000	6,450,734	15,630,734	2.78
2018	43,181,294	-	43,181,294	9,130,000	5,896,013	15,026,013	2.87
2019	44,592,889	-	44,592,889	7,675,000	4,686,563	12,361,563	3.61
2020	43,803,676	-	43,803,676	9,055,000	4,572,829	13,627,829	3.21
2021	51,262,785	-	51,262,785	8,630,000	4,735,235	13,365,235	3.84
2022	55,274,568	-	55,274,568	8,645,000	4,405,743	13,050,743	4.24
2023	57,480,663	-	57,480,663	8,915,000	4,021,021	12,936,021	4.44

**City Sales Tax - 1985**

Fiscal Year	Revenue	Less Operating Expenses	Net Available Revenue	Debt Service			Debt Coverage
				Principal	Interest	Total	
2014	\$37,532,841	\$ -	\$37,532,841	\$ 8,525,000	\$ 5,448,986	\$13,973,986	2.69
2015	37,804,976	-	37,804,976	7,965,000	4,904,630	12,869,630	2.94
2016	36,122,279	-	36,122,279	7,485,000	4,114,557	11,599,557	3.11
2017	36,575,353	-	36,575,353	7,430,000	4,141,050	11,571,050	3.16
2018	36,221,327	-	36,221,327	7,740,000	3,804,453	11,544,453	3.14
2019	37,221,378	-	37,221,378	7,410,000	3,539,171	10,949,171	3.40
2020	35,891,764	-	35,891,764	8,335,000	3,725,231	12,060,231	2.98
2021	43,185,120	-	43,185,120	8,155,000	4,399,924	12,554,924	3.44
2022	46,323,016	-	46,323,016	7,040,000	3,901,838	10,941,838	4.23
2023	46,737,419	-	46,737,419	7,425,000	3,557,272	10,982,272	4.26

**Total City Sales Tax**

Fiscal Year	Sales Tax Revenue	Less Operating Expenses	Net Available Revenue	Debt Service			Debt Coverage
				Principal	Interest	Total	
2014	\$81,745,415	\$ -	\$81,745,415	\$17,155,000	\$14,086,022	\$31,241,022	2.62
2015	82,499,711	-	82,499,711	16,940,000	12,650,668	29,590,668	2.79
2016	79,459,581	-	79,459,581	16,445,000	11,310,900	27,755,900	2.86
2017	80,016,631	-	80,016,631	16,610,000	10,591,784	27,201,784	2.94
2018	79,402,621	-	79,402,621	16,870,000	9,700,466	26,570,466	2.99
2019	81,814,267	-	81,814,267	15,085,000	8,225,734	23,310,734	3.51
2020	79,695,440	-	79,695,440	17,390,000	8,298,060	25,688,060	3.10
2021	94,447,905	-	94,447,905	16,785,000	9,135,159	25,920,159	3.64
2022	101,597,584	-	101,597,584	15,685,000	8,307,581	23,992,581	4.23
2023	104,218,082	-	104,218,082	16,340,000	7,578,293	23,918,293	4.36

Notes:

(1) This statistical table reflects the November 1 principal and interest payment for the subsequent fiscal year being paid in October of the preceding fiscal year.

LAFAYETTE CITY-PARISH CONSOLIDATED GOVERNMENT  
LAFAYETTE, LOUISIANA

RATIO OF ANNUAL DEBT SERVICE EXPENDITURES FOR GENERAL BONDED DEBT  
TO TOTAL GENERAL EXPENDITURES (1)  
LAST TEN FISCAL YEARS  
(Unaudited)

Fiscal Year	Principal	Interest	Payments To Escrow	Total Debt Service (2)	Total General Expenditures (3)	Ratio Of Debt Service To Total General Expenditures
2014	\$22,055,000	\$18,255,078	\$ -	\$40,310,078	\$206,409,125	19.53%
2015	22,085,000	16,723,932	-	38,808,932	208,277,064	18.63%
2016	21,790,000	15,135,904	-	36,925,904	221,978,083	16.63%
2017	22,155,000	14,238,008	-	36,393,008	219,951,892	16.55%
2018	22,655,000	13,130,459	-	35,785,459	211,245,634	16.94%
2019	21,140,000	11,156,621	-	32,296,621	225,931,828	14.29%
2020	23,715,000	10,797,409	-	34,512,409	229,193,124	15.06%
2021	20,895,000	10,824,756	-	31,719,756	251,920,129	12.59%
2022	19,690,000	10,088,279	-	29,778,279	308,550,519	9.65%
2023	23,020,000	9,180,244	-	32,200,244	290,446,144	11.09%

## Notes:

- (1) This statistical table reflects the November 1 principal and interest payment for the subsequent fiscal year paid in October of the preceding fiscal year.
- (2) Total Debt Service includes general obligation, sales tax, and special assessment bonds and certificates of indebtedness.
- (3) Includes General, Special Revenue and Debt Service Funds.

LAFAYETTE CITY-PARISH CONSOLIDATED GOVERNMENT  
LAFAYETTE, LOUISIANA

REVENUE BOND COVERAGE (1)  
ELECTRIC, WATER AND SEWER BONDS  
LAST TEN FISCAL YEARS  
(Unaudited)

Fiscal Year	Operating Revenue (2)	Direct Operating Expenses (3)	Net Revenue Available For Debt Service	Debt Service Requirement			Coverage
				Principal	Interest	Total	
2014	\$248,410,288	\$ 177,466,561	\$70,943,727	\$ 11,355,000	\$ 11,978,915	\$ 23,333,915	3.0
2015	229,579,351	160,672,844	68,906,507	11,500,000	11,424,293	22,924,293	3.0
2016	222,150,942	158,750,451	63,400,491	11,955,000	10,970,238	22,925,238	2.8
2017	226,673,006	165,998,482	60,674,524	12,425,000	8,916,835	21,341,835	2.8
2018	235,071,461	163,575,562	71,495,899	11,805,000	9,622,905	21,427,905	3.3
2019	233,345,184	152,839,401	80,505,783	12,370,000	10,362,925	22,732,925	3.5
2020	219,092,922	143,498,541	75,594,381	14,190,000	11,184,000	25,374,000	3.0
2021	233,364,704	162,680,286	70,684,418	14,560,000	10,535,600	25,095,600	2.8
2022	281,215,882	203,478,711	77,737,171	16,325,000	7,416,091	23,741,091	3.3
2023	269,674,731	174,197,120	95,477,611	16,945,000	6,705,100	23,650,100	4.0

## Notes:

- (1) This statistical table reflects the November 1 principal and interest payment for the subsequent fiscal year being paid in October of the preceding fiscal year.
- (2) Includes Interest Income before accruals and adjustments and Miscellaneous Operating Revenues.  
Excludes external billing revenues and water tapping fees (components of miscellaneous revenues).
- (3) Excludes depreciation, amortization, and in lieu of tax payment.

LAFAYETTE CITY-PARISH CONSOLIDATED GOVERNMENT  
LAFAYETTE, LOUISIANA

REVENUE BOND COVERAGE (1)  
COMMUNICATIONS SYSTEM  
LAST TEN FISCAL YEARS  
(Unaudited)

Fiscal Year	Operating Revenue (2)	Direct Operating Expenses (3)	Balance Available For Debt Service	Debt Service Requirement			Coverage
				Principal	Interest	Total	
2014	\$31,641,423	\$17,591,847	\$14,049,576	\$ 3,590,000	\$ 5,844,060	\$ 9,434,060	1.5
2015	33,811,935	17,646,894	16,165,041	-	4,082,356	4,082,356	4.0
2016	35,704,723	19,480,196	16,224,527	940,000	5,225,541	6,165,541	2.6
2017	37,266,430	19,693,055	17,573,375	4,045,000	5,206,741	9,251,741	1.9
2018	38,416,855	20,305,834	18,111,021	4,425,000	5,004,491	9,429,491	1.9
2019	41,011,835	21,411,999	19,599,836	4,645,000	4,783,241	9,428,241	2.1
2020	42,929,555	21,514,358	21,415,197	4,880,000	4,550,991	9,430,991	2.3
2021	43,950,108	22,155,556	21,794,552	5,125,000	4,306,991	9,431,991	2.3
2022	45,657,313	21,727,179	23,930,134	5,880,000	3,660,240	9,540,240	2.5
2023	46,718,463	21,266,228	25,452,235	6,470,000	3,396,765	9,866,765	2.6

## Notes:

- (1) This statistical table reflects the November 1 principal and interest payment for the subsequent fiscal year being paid in October of the preceding fiscal year.
- (2) Includes Interest Income before accruals and adjustments and Miscellaneous Operating Revenues.
- (3) Excludes depreciation, amortization, in lieu of tax payment, inter-utility loan payments to LUS, and other miscellaneous expenses.

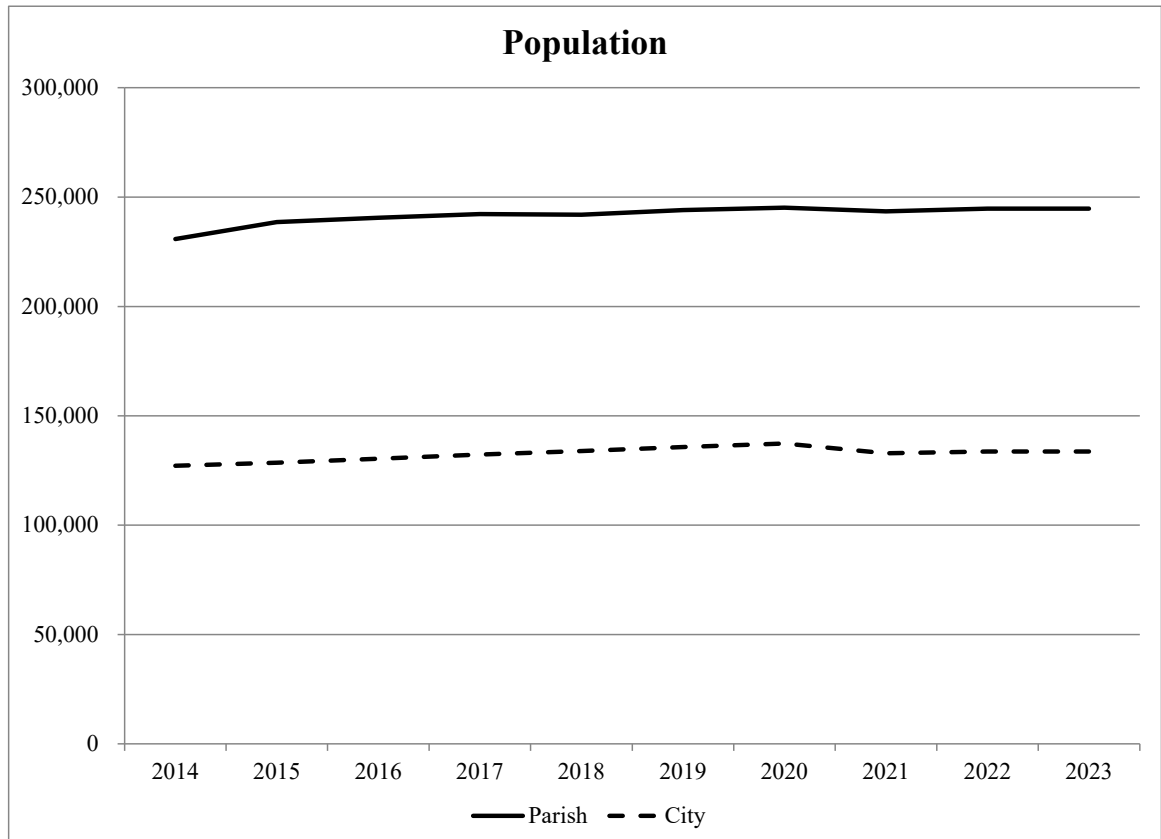
LAFAYETTE CITY-PARISH CONSOLIDATED GOVERNMENT  
LAFAYETTE, LOUISIANA

DEMOGRAPHIC STATISTICS  
LAST TEN FISCAL YEARS  
(Unaudited)

Fiscal Year	City of Lafayette			Lafayette Parish				Public Schools (3)	
	Estimated Population (4)	Median Age (2)	Unemployment Rate (2)	Estimated Population (4)	Estimated Per Capita Income (5)	Median Age (2)	Unemployment Rate (1)	Enrollment	Attendance
2014	127,154	35.3	4.4	230,847	\$ 48,000	34.4	4.2	30,056	28,493
2015	128,551	35.4	5.7	238,586	51,545	34.6	5.6	29,986	28,377
2016	130,422	35.7	6.2	240,560	48,734	34.9	6.3	29,555	27,989
2017	132,272	35.8	5.5	242,231	44,347	34.9	5.5	29,612	27,954
2018	133,942	36.3	4.8	241,894	45,892	35.1	4.3	30,264	28,478
2019	135,737	37.4	4.7	244,056	50,273	36.2	4.3	30,348	28,406
2020	137,309	37.9	7.9	245,191	49,629	36.7	7.6	30,996	33,221
2021	132,892	35.6	3.7	243,446	52,507	35.8	3.4	31,403	34,283
2022	133,727	35.6	3.9	244,709	52,507	35.8	2.5	31,261	33,045
2023	133,727	36.8	3.4	244,709	58,963	36.6	3.2	30,329	33,002

Notes:

- (1) Louisiana Department of Labor
- (2) Lafayette Economic Development Authority
- (3) Louisiana Department of Education
- (4) Louisiana Department of Treasury (2023 population estimates remain unchanged due to the official estimates not being available.)
- (5) Bureau of Economic Analysis
- (6) Personal Income can be found on the Outstanding Debt by Type table.



LAFAYETTE CITY-PARISH CONSOLIDATED GOVERNMENT  
LAFAYETTE, LOUISIANA

PRINCIPAL EMPLOYERS  
CURRENT AND NINE YEARS AGO  
(Unaudited)

Employer	2023			2014		
	Employees	Rank	% of Total Employment	Employees	Rank	% of Total Employment
Ochsner Lafayette General	4,678	1	3.52%	4,026	2	3.58%
Lafayette Parish School System	4,198	2	3.16%	4,586	1	4.08%
Our Lady of Lourdes Regl Med	3,004	3	2.26%	1,533	8	1.36%
University of Louisiana-Lafayette	2,516	4	1.90%	2,006	5	1.79%
Lafayette Consolidated Government	2,201	5	1.66%	2,500	4	2.22%
Stuller Inc.	1,533	6	1.16%	1,210	10	1.08%
Amazon	1,300	7	0.98%	-	-	-
Walmart Companies	1,200	8	0.90%	1,642	7	1.46%
Lafayette Parish Government*	824	9	0.62%	-	-	-
LHC Group	779	10	0.59%	-	-	-
Wood Group Production Services	-	-	-	2,990	3	2.66%
WHC Inc.	-	-	-	1,700	6	1.51%
Schlumberger	-	-	-	1,244	9	1.11%

Source: Lafayette Economic Development Authority

\*Note: Lafayette Parish Government (not part of LCG) includes Clerk of Court, Assessor, and Sheriff's Offices.

LAFAYETTE CITY-PARISH CONSOLIDATED GOVERNMENT  
LAFAYETTE, LOUISIANA

SPECIAL ASSESSMENT BILLINGS AND COLLECTIONS  
LAST TEN FISCAL YEARS  
(Unaudited)

Fiscal Year	Special Assessment Billings (1)	Special Assessments Earned
2013	\$ -	\$ 82,453
2014	-	79,901
2015	-	49,339
2016	-	67,386
2017	-	23,293
2018	-	15,969
2019	-	4,452
2020	-	2,455
2021	-	3,446
2022	-	2,877
2023	-	-

Note:

(1) Includes assessments due currently and deferred

LAFAYETTE CITY-PARISH CONSOLIDATED GOVERNMENT  
LAFAYETTE, LOUISIANA

BUDGETED POSITION EMPLOYEES  
BY FUND/DEPARTMENT  
LAST TEN FISCAL YEARS  
(Unaudited)

	<b>Fiscal Year Ended October 31,</b>			
	<b>2023</b>	<b>2022</b>	<b>2021</b>	<b>2020</b>
<b>City General Fund Positions</b>				
Office of Finance & Management	62	59	58	65
Elected Officials	115	113	112	126
Information Services and Technology	38	38	36	39
Police Department	364	361	344	350
Fire Department	285	285	285	285
Public Works	15	16	15	40
Roads & Bridges	25	24	23	-
Community Development & Planning	10	10	6	6
Parks and Recreation	2	-	-	-
Community Development Department	-	-	4	10
Municipal Civil Service	6	6	6	6
Police and Fire Civil Service	1	1	1	1
<b>Total City General Fund Positions</b>	<b>923</b>	<b>913</b>	<b>890</b>	<b>928</b>
<b>Parish General Fund Positions</b>				
Parish Council	5	5	5	5
Justice of the Peace & Constables	18	18	18	18
District Attorney	-	-	-	-
District Court-Judges	22	22	22	22
Registrar of Voters	7	7	7	7
Program Administration	1	1	1	1
<b>Total Parish General Fund Positions</b>	<b>53</b>	<b>53</b>	<b>53</b>	<b>53</b>
<b>Special and Other Fund Positions (Including Grants)</b>				
Animal Shelter & Care Center	23	23	22	22
Juvenile Detention	37	37	35	35
Coroner	6	5	5	5
District Court-Judges	-	-	-	-
District Attorney	-	-	-	-
District Attorney-Criminal Non-support	13	13	13	13
Legal	1	1	-	-
Parks and Recreation	103	100	88	116
Community Development Department	-	-	10	26
Public Works	117	117	165	297
Roads & Bridges	116	113	63	-
Drainage	91	90	82	-
Community Development & Planning	69	50	50	55
Utilities Department	457	454	447	460
Communications System	83	83	83	77
Group Insurance	2	2	2	4
Printing	-	-	-	-
Health Unit	10	10	10	10
Library	143	151	157	159
Grants	1	17	18	18
<b>Total Special and Other Fund Positions</b>	<b>1,272</b>	<b>1,266</b>	<b>1,250</b>	<b>1,297</b>
<b>Total All Funds</b>	<b>2,248</b>	<b>2,232</b>	<b>2,193</b>	<b>2,278</b>

Source: Budget Management



<b>Fiscal Year Ended October 31,</b>					
<b>2019</b>	<b>2018</b>	<b>2017</b>	<b>2016</b>	<b>2015</b>	<b>2014</b>
65	65	63	64	64	66
121	110	110	111	107	107
37	44	41	41	41	41
349	329	326	320	317	316
285	285	285	284	284	263
39	39	39	39	38	39
-	-	-	-	-	-
6	6	6	6	12	2
-	-	-	-	-	-
9	9	9	9	9	9
6	6	6	6	6	6
1	1	1	1	1	1
<u>918</u>	<u>894</u>	<u>886</u>	<u>881</u>	<u>879</u>	<u>850</u>
n/a	n/a	n/a	n/a	n/a	n/a
18	18	18	18	18	18
-	46	48	20	20	20
22	22	22	13	13	13
7	7	7	7	7	7
3	3	3	3	3	3
<u>50</u>	<u>96</u>	<u>98</u>	<u>61</u>	<u>61</u>	<u>61</u>
21	21	20	20	16	16
35	37	29	29	25	25
5	5	5	5	5	5
-	-	-	9	9	9
-	-	-	47	46	49
13	13	13	13	13	14
-	-	-	-	-	-
116	116	116	116	116	116
26	30	30	30	30	30
296	297	297	302	301	300
-	-	-	-	-	-
-	-	-	-	-	-
53	52	46	47	47	47
460	464	464	467	467	470
77	72	72	70	64	61
4	4	4	5	5	4
-	-	3	3	3	4
10	10	10	10	10	10
160	160	144	141	137	136
17	31	33	34	38	58
<u>1,293</u>	<u>1,312</u>	<u>1,286</u>	<u>1,348</u>	<u>1,332</u>	<u>1,354</u>
<u>2,261</u>	<u>2,302</u>	<u>2,270</u>	<u>2,290</u>	<u>2,272</u>	<u>2,265</u>

**LAFAYETTE CITY-PARISH CONSOLIDATED GOVERNMENT**  
LAFAYETTE, LOUISIANA

**OPERATING INDICATORS BY FUNCTION**  
**LAST TEN FISCAL YEARS**  
(Unaudited)

	<b>Fiscal Year Ended October 31,</b>			
	<b>2023</b>	<b>2022</b>	<b>2021</b>	<b>2020</b>
<b>General Government:</b>				
Number of Commercial Construction Permits	57	27	32	35
Value of Commercial Construction Permits (1)	230,728	114,946	67,466	56,262
Number of Residential Construction Permits	690	700	992	717
Value of Residential Construction Permits (1)	166,234	180,344	260,518	203,608
<b>Public Safety:</b>				
Number of Police Personnel and Officers	318	320	323	327
Number of Physical Arrests	9,135	5,063	4,172	5,337
Number of Traffic Violations	15,890	13,774	13,025	15,022
Number of Parking Violations	3,212	5,737	5,585	4,599
Number of Fire Personnel and Officers	285	285	285	285
Number of Calls Answered (Fire Department)	9,544	9,312	9,856	8,585
Number of Fire Inspections Conducted	2,948	2,268	2,566	2,101
<b>Library:</b>				
Items Checked Out	1,824,984	1,848,685	1,906,403	1,941,346
Number of Reference Inquiries	136,123	132,482	133,508	122,080
Computer Uses	173,579	175,133	158,894	182,076
Visits to a Library	788,290	755,110	666,279	740,556
<b>Electric System:</b>				
Number of Meters in Service	71,521	77,308	70,096	69,364
Daily Average Consumption in Kilowatt Hours	5,608,726	5,429,540	5,368,120	5,252,163
Maximum Capacity of Plants in Kilowatts	200,000	200,000	200,000	200,000
<b>Sewerage System:</b>				
Number of Service Connections	47,115	47,115	46,380	45,942
Daily Average Treatment in Gallons	13,800,000	14,210,000	15,350,000	15,180,000
Maximum Daily Capacity of Treatment Plant in Gallons	18,500,000	18,500,000	18,500,000	18,500,000
<b>Water System:</b>				
Number of Service Connections	59,722	58,735	58,120	57,693
Daily Average Consumption in Gallons	25,800,000	23,000,000	23,000,000	22,824,000
Maximum Daily Capacity of Plant in Gallons	51,600,000	49,110,000	49,100,000	49,100,000

Notes:

(1) Reported In Thousands

Sources: Various LCG Departments

<b>Fiscal Year Ended October 31,</b>						
<b>2019</b>	<b>2018</b>	<b>2017</b>	<b>2016</b>	<b>2015</b>	<b>2014</b>	<b>2013</b>
47	41	44	52	60	61	63
151,282	119,684	52,971	80,107	110,424	159,197	64,639
511	571	633	628	865	992	784
140,515	151,186	157,303	133,026	209,421	242,310	196,603
334	332	321	314	306	306	296
9,141	9,475	10,200	10,816	10,508	10,357	14,460
13,713	15,915	20,411	24,407	23,531	21,030	23,078
8,786	13,727	11,918	9,140	9,771	7,916	13,226
285	285	285	285	284	273	299
8,653	8,359	11,945	8,728	8,135	8,174	7,734
2,615	2,102	2,641	2,596	2,708	2,958	1,238
2,341,408	2,225,960	1,758,657	1,770,496	1,771,388	1,784,778	1,863,903
150,203	154,681	169,610	168,617	123,288	118,866	111,081
386,776	425,083	401,807	507,968	388,062	362,124	368,293
1,141,287	953,579	981,111	961,280	860,767	846,108	848,028
68,495	67,243	66,860	66,324	65,846	65,262	65,017
5,491,260	5,566,705	5,426,447	5,556,013	5,617,628	5,762,041	5,676,208
200,000	200,000	200,000	485,000	485,000	485,000	485,000
45,436	45,034	44,269	43,521	43,949	43,068	42,476
14,600,000	15,800,000	16,800,000	15,720,000	16,500,000	15,010,000	14,950,000
18,500,000	18,500,000	18,500,000	18,500,000	18,500,000	18,500,000	18,500,000
57,173	56,870	56,475	56,055	55,554	55,066	54,405
19,420,000	20,125,000	22,258,000	21,740,000	22,900,000	22,000,000	22,000,000
46,700,000	47,700,000	55,240,000	50,600,000	50,900,000	51,000,000	50,000,000

LAFAYETTE CITY-PARISH CONSOLIDATED GOVERNMENT  
LAFAYETTE, LOUISIANA

CAPITAL ASSET STATISTICS BY FUNCTION  
LAST TEN FISCAL YEARS  
(Unaudited)

	Fiscal Year Ended October 31,									
	2023	2022	2021	2020	2019	2018	2017	2016	2015	2014
Public Safety:										
Number of Police Stations	4	4	5	4	3	4	3	3	3	3
Number of Patrol Units	258	252	231	237	253	248	232	223	222	207
Number of Fire Stations	14	13	13	14	14	14	14	14	13	13
Number of Volunteer Fire Departments	7	7	7	7	7	7	7	7	7	7
Public Works:										
Miles of Streets	1,355	1,349	1,346	1,343	1,332	1,331	1,339	1,333	1,324	1,026
Miles of Drainage Coulees	871	871	871	871	871	871	871	950	950	944
Number of Bridges	201	198	262	261	400	392	392	392	392	392
Number of Street Lights	21,590	21,065	20,706	21,138	17,486	17,486	17,366	16,943	16,860	16,948
Parks and Recreation:										
Number of Community Centers	10	10	10	10	10	10	10	10	10	10
Number of Parks	29	27	27	35	35	35	35	35	35	35
Acres of Parks	1,191	1,155	1,201	1,314	1,314	1,314	1,314	1,314	1,292	1,292
Number of Golf Courses	3	3	3	3	3	3	3	3	3	3
Number of Swimming Pools	4	4	4	4	4	4	4	4	4	4
Number of Tennis Courts	53	53	49	55	55	55	55	55	55	55
Number of Ball Fields	74	85	69	113	113	113	113	113	120	120
Library:										
Number of Locations	9	9	9	9	9	9	9	9	9	10
Electric System:										
Miles of Transmission Lines	47	47	47	47	47	47	47	47	45	45
Miles of Distribution Lines	1,047	1,036	1,028	1,011	1,011	1,000	992	988	976	964
Sewerage System:										
Miles of Sanitary Sewers	701	701	688	692	673	665	659	649	649	637
Number of Treatment Plants	4	4	4	4	4	4	4	4	4	4
Water System:										
Miles of Water Mains	1,007	999	992	986	976	962	905	899	889	905
Number of Fire Hydrants	6,817	6,737	6,672	6,614	6,546	6,466	6,423	6,404	6,314	6,263

Sources: Various LCG Departments

# **Single Audit Section**

# KOLDER, SLAVEN & COMPANY, LLC

CERTIFIED PUBLIC ACCOUNTANTS

Brad E. Kolder, CPA, JD\*  
Robert S. Carter, CPA\*  
Arthur R. Mixon, CPA\*  
Stephen J. Anderson, CPA\*  
Matthew E. Margaglio, CPA\*  
Casey L. Ardoin, CPA, CFE\*  
Wanda F. Arcement, CPA  
Bryan K. Joubert, CPA  
Nicholas Fowlkes, CPA  
Deidre L. Stock, CPA

*Of Counsel*

C. Burton Kolder, CPA\*  
Gerald A. Thibodeaux, Jr., CPA\*

Victor R. Slaven, CPA\* - retired 2020  
Christine C. Doucet, CPA – retired 2022

\* A Professional Accounting Corporation

183 S. Beadle Rd.  
Lafayette, LA 70508  
Phone (337) 232-4141

1428 Metro Dr. 450 E. Main St.  
Alexandria, LA 71301 New Iberia, LA 70560  
Phone (318) 442-4421 Phone (337) 367-9204

200 S. Main St. 1201 David Dr.  
Abbeville, LA 70510 Morgan City, LA 70380  
Phone (337) 893-7944 Phone (985) 384-2020

434 E. Main St. 11929 Bricksome Ave.  
Ville Platte, LA 70586 Baton Rouge, LA 70816  
Phone (337) 363-2792 Phone (225) 293-8300

WWW.KSRCPAS.COM

## INDEPENDENT AUDITOR'S REPORT ON INTERNAL CONTROL OVER FINANCIAL REPORTING AND ON COMPLIANCE AND OTHER MATTERS BASED ON AN AUDIT OF FINANCIAL STATEMENTS PERFORMED IN ACCORDANCE WITH *GOVERNMENT AUDITING STANDARDS*

To the Lafayette City Council and Lafayette  
Parish Council of Lafayette, Louisiana

We have audited, in accordance with the auditing standards generally accepted in the United States of America and the standards applicable to financial audits contained in *Government Auditing Standards* issued by the Comptroller General of the United States, the financial statements of the governmental activities, the business-type activities, the aggregate discretely presented component units, each major fund, and the aggregate remaining fund information of Lafayette City-Parish Consolidated Government, (the Government) as of and for the year ended October 31, 2023, and the related notes to the financial statements, which collectively comprise the Government's basic financial statements and have issued our report thereon dated April 22, 2024. Our report includes a reference to other auditors who audited the financial statements of Cajundome Commission, City Court of Lafayette, Lafayette Regional Airport, Lafayette Parish Waterworks District North, Lafayette Parish Waterworks South, Lafayette Parish Bayou Vermilion District, Lafayette Parish Communication District and University Gateway Economic Development District, as described in our report on the Government's financial statements. This report does not include the results of the other auditor's testing of internal control over financial reporting or compliance and other matters that are reported on separately by those auditors.

### Report on Internal Control Over Financial Reporting

In planning and performing our audit of the financial statements, we considered the Government's internal control over financial reporting (internal control) as a basis for designing audit procedures that are appropriate in the circumstances for the purpose of expressing our opinions on the financial statements, but not for the purpose of expressing an opinion on the effectiveness of the Government's internal control. Accordingly, we do not express an opinion on the effectiveness of the Government's internal control.

A *deficiency in internal control* exists when the design or operation of a control does not allow management or employees, in the normal course of performing their assigned functions, to prevent, or detect and correct, misstatements on a timely basis. A *material weakness* is a deficiency, or a combination of deficiencies, in internal control, such that there is a reasonable possibility that a material misstatement of the entity's financial statements will not be prevented, or detected and corrected, on a timely basis. A *significant deficiency* is a deficiency, or a combination of deficiencies, in internal control that is less severe than a material weakness, yet important enough to merit attention by those charged with governance.

Our consideration of internal control was for the limited purpose described in the first paragraph of this section and was not designed to identify all deficiencies in internal control that might be material weaknesses or significant deficiencies and therefore, material weaknesses or significant deficiencies may exist that were not identified. We identified certain deficiencies in internal control, described in the accompanying schedule of findings and questioned costs as items 2023-001 through 2023-009 that we consider to be material weaknesses.

### **Report on Compliance and Other Matters**

As part of obtaining reasonable assurance about whether the Government's financial statements are free from material misstatement, we performed tests of its compliance with certain provisions of laws, regulations, contracts, and grant agreements, noncompliance with which could have a direct and material effect on the financial statements. However, providing an opinion on compliance with those provisions was not an objective of our audit, and accordingly, we do not express such an opinion. The results of our tests disclosed instances of noncompliance or other matters that are required to be reported under *Government Auditing Standards* and which are described in the accompanying schedule of findings and questioned costs as items 2023-010 through 2023-016.

### **The Government's Responses to Findings**

*Government Auditing Standards* requires the auditor to perform limited procedures on the Government's responses to the findings identified in our audit and described in the accompanying schedule of findings and questioned costs. The Government's responses were not subjected to the other auditing procedures applied in the audit of the financial statements and, accordingly, we express no opinion on the responses.

### **Purpose of this Report**

The purpose of this report is solely to describe the scope of our testing of internal control and compliance and the results of that testing, and not to provide an opinion on the effectiveness of the entity's internal control or on compliance. This report is an integral part of an audit performed in accordance with *Government Auditing Standards* in considering the entity's internal control and compliance. Accordingly, this communication is not suitable for any other purpose. However, this report is a matter of public record and its distribution is not limited.

***Kolder, Slaven & Company, LLC***

Certified Public Accountants

Lafayette, Louisiana  
April 22, 2024

# KOLDER, SLAVEN & COMPANY, LLC

CERTIFIED PUBLIC ACCOUNTANTS

Brad E. Kolder, CPA, JD\*  
Robert S. Carter, CPA\*  
Arthur R. Mixon, CPA\*  
Stephen J. Anderson, CPA\*  
Matthew E. Margaglio, CPA\*  
Casey L. Ardoin, CPA, CFE\*  
Wanda F. Arcement, CPA  
Bryan K. Joubert, CPA  
Nicholas Fowlkes, CPA  
Deidre L. Stock, CPA

*Of Counsel*  
C. Burton Kolder, CPA\*  
Gerald A. Thibodeaux, Jr., CPA\*

Victor R. Slaven, CPA\* - retired 2020  
Christine C. Doucet, CPA – retired 2022

\* A Professional Accounting Corporation

183 S. Beadle Rd.  
Lafayette, LA 70508  
Phone (337) 232-4141

1428 Metro Dr. 450 E. Main St.  
Alexandria, LA 71301 New Iberia, LA 70560  
Phone (318) 442-4421 Phone (337) 367-9204

200 S. Main St. 1201 David Dr.  
Abbeville, LA 70510 Morgan City, LA 70380  
Phone (337) 893-7944 Phone (985) 384-2020

434 E. Main St. 11929 Bricksome Ave.  
Ville Platte, LA 70586 Baton Rouge, LA 70816  
Phone (337) 363-2792 Phone (225) 293-8300

WWW.KSRCPAS.COM

## INDEPENDENT AUDITOR'S REPORT ON COMPLIANCE FOR EACH MAJOR PROGRAM AND ON INTERNAL CONTROL OVER COMPLIANCE REQUIRED BY THE UNIFORM GUIDANCE

To the Lafayette City Council and Lafayette  
Parish Council of Lafayette, Louisiana

### Report on Compliance for Each Major Federal Program

#### *Opinion on Each Major Federal Program*

We have audited Lafayette City-Parish Consolidated Government's (the Government) compliance with the types of compliance requirements identified as subject to audit in the *OMB Compliance Supplement* that could have a direct and material effect on each of the Government's major federal programs for the year ended October 31, 2023. The Government's major federal programs are identified in the summary of auditor's results section of the accompanying schedule of findings and questioned costs. The Government's basic financial statements include the operations of Lafayette Regional Airport which expended \$14,658,742 in federal awards which is not included in the Government's schedule of expenditures of federal awards for the year ended October 31, 2023. Our audit, described below, did not include the operations of Lafayette Regional Airport because the component units engaged other auditors to perform an audit of compliance.

In our opinion, the Government complied in all material respects, with the compliance requirements referred to above that could have a direct and material effect on each of its major federal program for the year ended October 31, 2023.

#### *Basis for Opinion on Each Major Federal Program*

We conducted our audit of compliance in accordance with auditing standards generally accepted in the United States of America, the standards applicable to financial audits contained in *Government Auditing Standards* issued by the Comptroller General of the United States, and the audit requirements of Title 2 U.S. *Code of Federal Regulations* Part 200, *Uniform Administrative Requirements, Cost Principles, and Audit Requirements for Federal Awards* (Uniform Guidance). Our responsibilities under those standards and the Uniform Guidance are further described in the Auditor's Responsibilities for the Audit of Compliance section of our report.

We are required to be independent of the Government and to meet our other ethical responsibilities, in accordance with relevant ethical requirements relating to our audit. We believe that the audit evidence we have obtained is sufficient and appropriate to provide a basis for our opinion on compliance for each major federal program. Our audit does not provide a legal determination of the Government's compliance with the compliance requirements referred to above.



### ***Responsibilities of Management for Compliance***

Management is responsible for compliance with the requirements referred to above and for the design, implementation, and maintenance of effective internal control over compliance with the requirements of laws, statutes, regulations, rules, and provisions of contracts or grant agreements applicable to the Government's federal programs.

### ***Auditor's Responsibilities for the Audit of Compliance***

Our objectives are to obtain reasonable assurance about whether material noncompliance with the compliance requirements referred to above occurred, whether due to fraud or error, and express an opinion on the Government's compliance based on our audit. Reasonable assurance is a high level of assurance but is not absolute assurance and therefore is not a guarantee that an audit conducted in accordance with generally accepted auditing standards, *Government Auditing Standards*, and the Uniform Guidance will always detect material noncompliance when it exists. The risk of not detecting material noncompliance resulting from fraud is higher than for that resulting from error, as fraud may involve collusion, forgery, intentional omissions, misrepresentations, or the override of internal control. Noncompliance with the compliance requirements referred to above is considered material if there is a substantial likelihood that, individually or in the aggregate, it would influence the judgment made by a reasonable user of the report on compliance about the Government's compliance with the requirements of each major federal program as a whole.

In performing an audit in accordance with generally accepted auditing standards, *Government Auditing Standards*, and the Uniform Guidance, we:

- Exercise professional judgment and maintain professional skepticism throughout the audit.
- Identify and assess the risks of material noncompliance, whether due to fraud or error, and design and perform audit procedures responsive to those risks. Such procedures include examining, on a test basis, evidence regarding the Government's compliance with compliance requirements referred to above and performing such other procedures as we considered necessary in the circumstances.
- Obtain an understanding of the Government's internal control over compliance relevant to the audit in order to design audit procedures that are appropriate in the circumstances and to test and report on internal control over compliance in accordance with the Uniform Guidance, but not for the purpose of expressing an opinion on the effectiveness of the Government's internal control over compliance. Accordingly, no such opinion is expressed.

We are required to communicate with those charged with governance regarding, among other matters, the planned scope and timing of the audit and any significant deficiencies and material weaknesses in internal control over compliance that we identified during the audit.

### ***Other Matters***

The results of our auditing procedures disclosed an instance of noncompliance which is required to be reported in accordance with the Uniform Guidance and which is described in the accompanying schedule of findings and questioned costs as item 2023-017. Our opinion on each major federal program is not modified with respect to these matters.

*Government Auditing Standards* requires the auditor to perform limited procedures on the Government's responses to the noncompliance findings identified in our compliance audit described in the accompanying schedule of findings and questioned costs. The Government's response was not subjected to the other auditing procedures applied in the audit of compliance and, accordingly, we express no opinion on the response.

## Report on Internal Control over Compliance

Our consideration of internal control over compliance was for the limited purpose described in the Auditor's Responsibilities for the Audit of Compliance section above and was not designed to identify all deficiencies in internal control over compliance that might be material weaknesses or significant deficiencies in internal control over compliance and therefore, material weaknesses or significant deficiencies may exist that were not identified. However, as discussed below, we did identify a certain deficiency in internal control over compliance that we consider to be a material weakness.

A *deficiency in internal control over compliance* exists when the design or operation of a control over compliance does not allow management or employees, in the normal course of performing their assigned functions, to prevent, or detect and correct, noncompliance with a type of compliance requirement of a federal program on a timely basis. A *material weakness in internal control over compliance* is a deficiency, or a combination of deficiencies, in internal control over compliance, such that there is a reasonable possibility that material noncompliance with a type of compliance requirement of a federal program will not be prevented, or detected and corrected, on a timely basis.

A *significant deficiency in internal control over compliance* is a deficiency, or a combination of deficiencies, in internal control over compliance with a type of compliance requirement of a federal program that is less severe than a material weakness in internal control over compliance, yet important enough to merit attention by those charged with governance. We consider the deficiency in internal control over compliance described in the accompanying schedule of findings and questioned costs as item 2023-018 to be a material weakness.

Our audit was not designed for the purpose of expressing an opinion on the effectiveness of internal control over compliance. Accordingly, no such opinion is expressed.

*Government Auditing Standards* requires the auditor to perform limited procedures on the Government's responses to the internal control over compliance findings identified in our compliance audit and described in the accompanying schedule of findings and questioned costs. The Government's response was not subjected to the other auditing procedures applied in the audit of compliance and, accordingly, we express no opinion on the response.

The purpose of this report on internal control over compliance is solely to describe the scope of our testing of internal control over compliance and the results of that testing based on the requirements of the Uniform Guidance. Accordingly, this report is not suitable for any other purpose. However, this report is a matter of public record and its distribution is not limited.

***Kolder, Slaven & Company, LLC***  
Certified Public Accountants

Lafayette, Louisiana  
April 22, 2024

LAFAYETTE CITY-PARISH CONSOLIDATED GOVERNMENT  
Lafayette, Louisiana

Schedule of Expenditures of Federal Awards  
For the Year Ended October 31, 2023

Federal Grantor/Pass-Through Grantor/Program Title	Assistance Listing Number	Federal Assistance I.D. Number	Pass- Through Grantor's Number	Current Year Expenditures	Amounts Provided to Subrecipients
Direct Programs:					
U.S. Department of Agriculture					
Emergency Watershed Protection Program Disaster Relief Appropriations Act	10.927	NR227217XXXXC001	N/A	\$ 4,521	\$ -
U.S. Department of Commerce					
Economic Development Cluster:					
Economic Adjustment Assistance	11.307	08-79-05663	N/A	6,128	-
Economic Adjustment Assistance	11.307	08-79-05438	N/A	2,090,652	-
Total Economic Development Cluster				2,096,780	-
U.S. Department of Housing and Urban Development -					
CDBG - Entitlement Grants Cluster -					
CDBG/Entitlement Grants	14.218	B-18-MC-22-0003	N/A	183,700	183,700
CDBG/Entitlement Grants	14.218	B-19-MC-22-0003	N/A	63,959	63,959
CDBG/Entitlement Grants	14.218	B-21-MC-22-0003	N/A	9,704	-
CDBG/Entitlement Grants	14.218	B-22-MC-22-0003	N/A	1,023,527	-
CDBG/Entitlement Grants	14.218	B-23-MC-22-0003	N/A	61,636	-
COVID-19 CDBG/Entitlement Grants	14.218	B-20-MW-22-0003	N/A	961,434	961,434
Total CDBG- Entitlement Grants Cluster				2,303,960	1,209,093
HOME Investment Partnership Program	14.239	M-17-MC-22-0202	N/A	9,096	9,096
HOME Investment Partnership Program	14.239	M-18-MC-22-0202	N/A	102,019	102,019
HOME Investment Partnership Program	14.239	M-19-MC-22-0202	N/A	147,197	147,197
HOME Investment Partnership Program	14.239	M-20-MC-22-0202	N/A	189,118	189,118
HOME Investment Partnership Program	14.239	M-21-MC-22-0202	N/A	63,143	-
HOME Investment Partnership Program	14.239	M-22-MC-22-0202	N/A	6,325	-
				516,898	447,430
U.S. Department of Justice -					
COVID-19 Coronavirus Emergency Supplemental Funding Program					
	16.034	2020-VD-BX-0901	N/A	1,608	-
Public Safety Partnership and Community Policing Grants					
	16.710	2017UMWX0042	N/A	115,616	-
Total U.S. Department of Justice				117,224	-
U.S. Department of Transportation					
Federal Transit Cluster:					
Federal Transit Capital Investment Grant	20.500	LA04-0078-00	N/A	190,319	-
Federal Transit Formula Grants	20.507	LA90-X469	N/A	7,256	-
Federal Transit Formula Grants	20.507	LA90-X516	N/A	211,300	-
Federal Transit Formula Grants	20.507	LA-2021-040-00	N/A	486,000	-
Federal Transit Formula Grants	20.507	LA-2021-040-01	N/A	1,368,468	-
Federal Transit Formula Grants	20.507	LA-2022-027-00	N/A	393,949	-
				2,466,973	-
Total Federal Transit Cluster				2,657,292	-
U.S. Department of Treasury -					
COVID-19 Emergency Rental Assistance Program	21.023	N/A	N/A	5,310,453	5,310,453

(continued)

LAFAYETTE CITY-PARISH CONSOLIDATED GOVERNMENT  
Lafayette, Louisiana

Schedule of Expenditures of Federal Awards (Continued)  
For the Year Ended October 31, 2023

Federal Grantor/Pass-Through Grantor/Program Title	Assistance Listing Number	Federal Assistance I.D. Number	Pass- Through Grantor's Number	Current Year Expenditures	Amounts Provided to Subrecipients
U. S. Department of Treasury COVID-19 Coronavirus State and Local Fiscal Recovery Funds	21.027	N/A	N/A	<u>26,323,908</u>	-
Total direct programs				<u>39,331,036</u>	<u>6,966,976</u>
Pass-through Programs:					
U.S. Department of Commerce - Acadiana Planning Commission: Broadband Infrastructure Program	11.031	22-08-I2201	N/A	<u>7,294,304</u>	-
Louisiana Division of Administration: Broadband Equity Access and Deployment Program	11.035	N/A	115	33,727	-
Broadband Equity Access and Deployment Program	11.035	N/A	114	<u>537,841</u>	-
				<u>571,568</u>	
U.S. Department of Housing and Urban Development - Louisiana Division of Administration: Community Development Block Grant/State's program and Non-Entitlement Grants in Hawaii	14.228	B-16-DL-22-0001	N/A	<u>53,852</u>	-
U.S. Department of Justice - Louisiana Commission on Law Enforcement: Violence Against Women Formula Grants	16.588	N/A	2021-WF-01-6577	<u>25,578</u>	-
City of Shreveport: Project Safe Neighborhoods	16.609	2018-GP-BX-0011	2021-GP-BX-0011	<u>20,000</u>	-
Louisiana Commission on Law Enforcement: Edward Byrne Memorial Justice Assistance Grant Program	16.738	15PBJA-21-GG- 00246-MUMU	2021-DJ-61-7288	11,655	-
Edward Byrne Memorial Justice Assistance Grant Program	16.738	2020-MU-BX-0026	2020-DJ-06-6580	13,198	-
Lafayette Parish Sheriff's Office: Edward Byrne Memorial Justice Assistance Grant Program	16.738	2020-DJ-BX-0655	N/A	30,000	-
Edward Byrne Memorial Justice Assistance Grant Program	16.738	2019-MU-BX-0056	2019-DJ-01-6129	<u>2,303</u>	-
				<u>57,156</u>	-
U.S. Department of Transportation - Louisiana Department of Transportation and Development: Highway Planning and Construction	20.205	N/A	H.013025	455,635	-
Highway Planning and Construction	20.205	N/A	H.007233	<u>1,044,652</u>	-
				<u>1,500,287</u>	-
National Highway Traffic Safety Administration - Louisiana Highway Safety Commission Highway Safety Cluster: State and Community Highway Safety	20.600	N/A	2023-30-33	79,015	-
State and Community Highway Safety	20.600	N/A	2024-30-33	<u>2,923</u>	-
Total Highway Safety Cluster				<u>81,938</u>	-

(continued)

LAFAYETTE CITY-PARISH CONSOLIDATED GOVERNMENT  
Lafayette, Louisiana

Schedule of Expenditures of Federal Awards (Continued)  
For the Year Ended October 31, 2023

Federal Grantor/Pass-Through Grantor/Program Title	Assistance Listing Number	Federal Assistance I.D. Number	Pass- Through Grantor's Number	Current Year Expenditures	Amounts Provided to Subrecipients
U. S. Department of Treasury -					
Office of Community Development:					
COVID-19 Coronavirus State and Local Fiscal					
Recovery Funds					
Water Sector Program	21.027	N/A	LAWSP10218	1,126,814	-
Water Sector Program	21.027	N/A	LAWSP10335	320,972	-
Water Sector Program	21.027	N/A	LAWSP10495	366,269	-
Water Sector Program	21.027	N/A	LAWSP10500	191,549	-
				<u>2,005,604</u>	<u>-</u>
U.S. Department of Homeland Security -					
Governor's Office of Homeland Security					
and Emergency Preparedness:					
Flood Mitigation Assistance	97.029	FMA-PJ-06- LA-2018-033	N/A	451,600	-
Flood Mitigation Assistance	97.029	FMA-PJ-06- LA-2019-024	N/A	1,000,806	-
Flood Mitigation Assistance	97.029	FMA-PJ-06- LA-2019-023	N/A	757,995	-
				<u>2,210,401</u>	<u>-</u>
Disaster Grants - Public Assistance	97.036	FEMA-DR-4570-LA	N/A	64,700	-
Hazard Mitigation Grant	97.039	N/A	1786 DR-1792	975	-
Total indirect programs				<u>13,886,363</u>	<u>-</u>
<b>TOTAL FEDERAL AWARDS</b>				<u>\$ 53,217,399</u>	<u>\$ 6,966,976</u>

LAFAYETTE CITY-PARISH CONSOLIDATED GOVERNMENT  
Lafayette, Louisiana

Notes to the Schedule of Expenditures of Federal Awards  
For the Year Ended October 31, 2023

(1) Basis of Presentation

The accompanying schedule of expenditures of federal awards (Schedule) includes the federal award activity of Lafayette City-Parish Consolidated Government (Government) under programs of the federal government for the year ended October 31, 2023. The information in this Schedule is presented in accordance with the requirements of Title 2 U.S. Code of Federal Regulations Part 200, Uniform Administrative Requirements, Cost Principles, and Audit Requirements for Federal Awards (Uniform Guidance). Because the Schedule presents only a selected portion of the operations of Government, it is not intended to and does not present the financial position, changes in net position, or cash flows of the Government.

(2) Summary of Significant Accounting Policies

Expenditures reported on the Schedule are reported in accordance with accounting principles generally accepted in the United States of America as applied to governmental units, which is described in Note 1 to the Government's basic financial statements for the year ended October 31, 2023. Such expenditures are recognized following the cost principle contained in the Uniform Guidance, wherein certain types of expenditures are not allowable or are limited as to reimbursement.

(3) Indirect Cost Rate

The Government has elected not to use the 10 percent de minimis indirect cost rate allowed under the Uniform Guidance.

LAFAYETTE CITY-PARISH CONSOLIDATED GOVERNMENT

Lafayette, Louisiana

Schedule of Findings and Questioned Costs

For the Year Ended October 31, 2023

Part I. Summary of Auditor's Results:

1. The auditor's report expresses an unmodified opinion on the financial statements of the Government.
2. There were no significant deficiencies in internal control disclosed during the audit of the financial statements. There were nine material weaknesses reported.
3. There were seven instances of noncompliance material to the financial statements of the Government, which are required to be reported in accordance with *Government Auditing Standards*, disclosed during the audit.
4. There were no significant deficiencies and one material weakness in internal control over major federal award programs reported during the audit.
5. The auditor's report on compliance for the major federal programs for the Government expresses an unmodified opinion on all major federal programs.
6. Audit findings that are required to be reported in accordance with 2 CFR section 200.516(a) are reported in this schedule.
7. The following programs were considered to be major programs: CDBG – Entitlement Grants Cluster (14.218), Coronavirus State and Local Fiscal Recovery Funds (21.027), Economic Development Cluster (11.307), Broadband Infrastructure Program (11.031), and COVID-19 Emergency Rental Assistance Program (21.023).
8. The threshold used to distinguish between Type A and Type B programs as described in 2 CFR section 200.518(b)(1) was \$1,596,522.
9. The Government did not qualify as a low-risk auditee.

Part II. Findings which are required to be reported in accordance with generally accepted Governmental Auditing Standards:

Internal Control Findings –

**2023-001 Controls Over Fuel Cards**

Fiscal year finding initially occurred: 2019

Criteria

The Government should have a control policy in place in order to effectively manage fuel cards issued to government owned vehicles and the related personal identification numbers (PINs) issued to employees.

LAFAYETTE CITY-PARISH CONSOLIDATED GOVERNMENT  
Lafayette, Louisiana

Schedule of Findings and Questioned Costs (Continued)  
For the Year Ended October 31, 2023

Condition

The Government's policies and procedures over fuel cards are ineffective. The following exceptions were noted during the review of the prior year finding and internal monitoring: (a) inadequate controls and follow-up procedures over fuel exceptions and the approval of fuel usage; (b) inadequate controls over ensuring employees' names assigned to PINs agree to the employee records maintained by Human Resources; (c) inadequate controls over monitoring active PINs to ensure that PINs with no activity for more than 120 days are required to perform their daily duties and/or assigned to a current employee; and (d) inadequate controls over the issuance and monitoring of fuel cards assigned to vehicles by ensuring all active fuel cards are assigned to equipment/vehicles on their property records.

Cause

The Government has not fully implemented procedures to ensure active fuel cards are assigned to all vehicles within the Government's fleet and to ensure active PINs are only assigned to current employees that require consistent use of the government fleet to perform their daily duties.

Effect

Inadequate policies and procedures for active fuel cards and PINs will not allow the Government to detect misuse or fraud in a timely manner.

Recommendation

Management should continue to implement procedures to ensure fuel cards are issued to assets when purchased and cancelled when no longer in use, ensure PINs are assigned to employees based on their job description and their need for the use of the fleet to perform their assigned duties, review and track the fuel usage reports by asset to identify any unusual or unexpected trends, and follow-up on exception reports.

Views of Responsible Officials and Planned Corrective Action

The Government agrees with this finding. In order to correct this finding, a procedure is being developed which will notify directors to ensure all exceptions and usage reports are completed by the appropriate manager. An automated system will be implemented that will verify active employees against the Fuel Card list and the property records against the Fuel Card vehicle/equipment listing. The PPM will also be revised to allow Fuel Card Managers to turn off all fuel cards with no activity within 120 days. This project is expected to be completed by October 31, 2024 and will be overseen by the Interim Public Works Director Warren Abadie.



LAFAYETTE CITY-PARISH CONSOLIDATED GOVERNMENT  
Lafayette, Louisiana

Schedule of Findings and Questioned Costs (Continued)  
For the Year Ended October 31, 2023

**2023-002 Contracting for LUS Fiber Services**

Fiscal year finding initially occurred: 2017

Criteria

The Government should have policies and procedures to ensure contract terms and pricing for communication services provided by the Government's Communications System to internal departments are consistently applied and comply with the Fair Competition Act.

Condition

The Government has contracts for communication services to internal departments that are not the most cost effective for the individual departments based on the original date of service. The contract terms can range from 12 months to 72 months with a reduction in pricing at each additional 12-month increment to the term.

Cause

The Government does not have procedures for management to effectively review new and existing contracts with internal departments for communication services.

Effect

The Government has internal departments that are being charged rates based on contract terms that may not be appropriate to perform their specific functions at rates that could be either lower or higher than necessary. This inconsistent contracting practice could be considered noncompliance with the Fair Competition Act.

Recommendation

Management should consider implementing a policy that would identify the terms that will be utilized by all internal departments when contracting for communication services. Additionally, management, with the assistance of their Information Services and Technology Department, should develop procedures to ensure contract terms, pricing, and level of service for communication services being offered to internal departments are appropriate and are in accordance with the guidelines of the Fair Competition Act.

Views of Responsible Officials and Planned Corrective Action

The Government agrees with this finding. LUS Fiber provides all customers with various pricing and contract terms and relies on the customer to select the options that will meet their needs. LUS Fiber will work with the Administration to establish a Master Service Agreement. Additionally, we will recommend that internal controls be put in place that require all departments to request services through an authorized representative. This project is expected to be completed within six to nine months and will be overseen by Interim Fiber Director Jeffery Stewart.

LAFAYETTE CITY-PARISH CONSOLIDATED GOVERNMENT  
Lafayette, Louisiana

Schedule of Findings and Questioned Costs (Continued)  
For the Year Ended October 31, 2023

**2023-003 Purchasing Documentation Requirements**

Fiscal year finding initially occurred: 2022

Criteria

In accordance with the Government's policies and procedures, the Purchasing Division is the custodian of all records related to the procurement of goods or services. Purchasing is charged with keeping all documentation related to each purchase, which should include, but not limited to, specifications, bids/quotes received, recommendation to award, a copy of the purchase order or contract.

Condition

The contract files for various projects selected for testing did not contain complete information to support compliance with the Public Bid Law. Some of the missing documentation included, but not limited to, approval for the use of construction manager at risk (CMAR), specifications for projects, signed ethics statements from selection review committee members, and opinions of probable costs.

Cause

The Government's policies and procedures did not allow for its Purchasing Division to obtain and maintain procurement documentation.

Effect

The Government's purchasing records may not contain all the required documentation to substantiate the procurement for goods or services.

Recommendation

The Government should review their purchasing documentation requirements and ensure that all divisions submit the appropriate procurement documentation to the Purchasing Division. All required documentation should be maintained in accordance with their Records Retention Policy.

Views of Responsible Officials and Planned Corrective Action

The Government agrees with this finding. Many of these documents are kept in the Public Works Department. Purchasing will work with Public Works to ensure that proper documentation is received and maintained in contract files. All specifications are maintained in Lawson Strategic Sourcing and Lawson is the system of record. Purchasing always tries to maintain hard copies of these same documents in contract files, but there are sometimes very large documents that are difficult to print. These issues should be eliminated with the implementation of the new ERP system which is scheduled for implementation in January 2025. In the new system all records will be scanned, uploaded and maintained electronically. This project is expected to be completed by January 2025 and will be overseen by CFO Karen Fontenot.

LAFAYETTE CITY-PARISH CONSOLIDATED GOVERNMENT  
Lafayette, Louisiana

Schedule of Findings and Questioned Costs (Continued)  
For the Year Ended October 31, 2023

**2023-004 Consolidated Cash Management**

Fiscal year finding initially occurred: 2023

Criteria

In accordance with the Government's Home Rule Charter, policies and procedures, and funds restricted by enabling legislation, the integrity of each individual funds' portion of the pooled assets should be maintained and used for its intended/restricted purpose. Additionally, investments earnings should be allocated according to each individual funds' average balance taking into consideration any overdrafts/deficits from grant related funds for projects within the unincorporated parish and city limits.

Condition

The Government had a grant related fund participating in its consolidated cash account that recognized an overdraft of approximately \$17,751,504 with approximately \$17,731,263 being related to the construction of detention ponds within the unincorporated parish limits. The overdraft from this fund was allocated 28.61% to the City General fund and 5.22% to the City Combined Bond Construction Fund which effectively reduced its average balance when calculating the distribution of monthly investment earnings. The City Combined Bond Construction Fund's cash or its respective earnings are being used for projects located outside the City limits, which does not appear to be within the intent of the sales tax dedication.

Cause

The Government's policies and procedures did not allow for the proper identification of the specific location of projects to determine that the appropriate resources were being used to cover overdrafts from grant related funds participating in their pooled cash account.

Effect

The Government may not have complied with their Home Rule Charter, policies and procedures, and/or enabling legislation by improperly utilizing the resources of other funds participating in their pooled cash account.

Recommendation

Management should review its funds participating in consolidated cash and determine the appropriate alternate funding source to utilize the proper resources should an overdraft occur. Additionally, management should consider funding overdrafts from appropriate legal sources to ensure enough cash is available to cover these overdrafts.

LAFAYETTE CITY-PARISH CONSOLIDATED GOVERNMENT  
Lafayette, Louisiana

Schedule of Findings and Questioned Costs (Continued)  
For the Year Ended October 31, 2023

Views of Responsible Officials and Planned Corrective Action

The Government agrees with this finding. In LCG's current financial system, State grants for both the City and Parish are combined in the same grant fund. Due to this, cash for the City was inadvertently used to cover expenses for the Parish. LCG is currently in the process of implementing a new financial system, in which City and Parish grants will be tracked in separate funds. This will ensure the proper interest earnings are recorded in the correct fund. Going forward, LCG will also assign staff to review monthly the City and Parish portions of the cash balance in the Consolidated Cash Account to ensure that each entity has sufficient cash to cover their expenditure needs. This project will be implemented immediately and will be overseen by CFO Karen Fontenot.

**2023-005 Compliance with Sales Tax Dedications**

Fiscal year finding initially occurred: 2021

Criteria

The Government's 1961 and 1985 sales tax collections are dedicated for capital and capital related expenditures for certain divisions within the Government.

Condition

The Government may not have complied with the purpose of the 1961 and 1985 sales tax dedications by utilizing the dedicated sales tax proceeds to pay a portion of the cost to develop a Comprehensive Stormwater Plan for the Parish of Lafayette. The original contract was budgeted to be funded 50% from the Parishwide Drainage Maintenance Fund and 50% from the City Combined Bond Construction Fund. The allocation of the Comprehensive Stormwater Plan for the Parish of Lafayette does not appear to be within the intent of the sales tax dedication, which is to finance capital improvement projects within the City of Lafayette. Additionally, invoices of approximately \$152,074 for the Comprehensive Stormwater Plan for the Parish of Lafayette were charged to the Government's City Sales Tax Capital Improvement Fund. These professional services were budgeted to be funded 50% from the Parishwide Drainage Maintenance Fund and 50% from the City Combined Bond Construction Fund.

Cause

The Government did not utilize the sale tax dedication provisions when determining the allowability of expenditures to be budgeted and purchased with these restricted sales tax proceeds and invoices submitted were not properly reviewed to determine the budgeted fund to be charged.

Effect

The City's 1961 and 1985 sales tax dedications are being utilized to fund parishwide expenditures.

LAFAYETTE CITY-PARISH CONSOLIDATED GOVERNMENT  
Lafayette, Louisiana

Schedule of Findings and Questioned Costs (Continued)  
For the Year Ended October 31, 2023

Recommendation

The Government should carefully review all initial and subsequent budget requests to ensure the use of sales tax dedications are in accordance with the purpose restrictions. Additionally, all approving departments should review invoices to ensure appropriate budgeted funding sources are being charged. The Government should consult with their legal counsel to determine whether expenditures outside of the City limits/Lafayette Parish are allowable and meet the intended purpose of the voters in the City of Lafayette. Additionally, the Government should obtain a reasonable basis for allocating the cost of these projects when it is determined that there is a benefit to the City of Lafayette.

Views of Responsible Officials and Planned Corrective Action

The Government agrees with this finding. This finding originally occurred under the previous Administration. A preliminary review of the 1985 sales tax dedication gives some indication that these costs may be allowable under this tax. Both City sales tax dedications are under review by the City-Parish Attorney and other assigned legal counsel to establish what is reasonably allowable under each dedication. The current Administration is also consulting with legal counsel and engineers to determine that these allocations are appropriate. Additionally, the Administration is actively dividing the Sales Tax Capital Improvements Fund into the 1961 Sales Tax Capital Improvements Fund and the 1985 Sales Tax Capital Improvements Fund. Existing and future budgeted projects and related expenditures will be carefully reviewed to ensure that they not only comply with the sales tax funding the project, but that expenditures are paid in the proper fund. This project is expected to be completed by October 31, 2024 and will be overseen by CFO Karen Fontenot.

**2023-006 Louisiana Public Bid Law**

Fiscal year finding initially occurred: 2022

Criteria

In accordance with R.S. 38:2225.2.4(G)(2) and R.S. 38:2225.2.4(G)(5), when utilizing the alternative project delivery method known as construction manager at risk (CMAR), the Government should select a CMAR contractor either before, but not later than, when in the professional opinion of the design professional, the design professional's design of the project is not more than thirty percent complete and obtain an opinion of probable cost of the project from both the CMAR contractor and the design professional when the final design of the project is not more than sixty percent complete and again when final design of the project is not more than ninety percent complete.

Condition

The Government did not have controls in place to ensure compliance with the Public Bid Law as it relates to CMAR. There were two CMAR projects initiated during the fiscal year and documentation was not maintained to substantiate if opinions of probable cost were received by the minimum requirements indicated by State Law. Several cost estimates were received during the design phase; however, there was no documentation of the actual design percentage on the cost estimate to determine compliance with the Public Bid Law.

LAFAYETTE CITY-PARISH CONSOLIDATED GOVERNMENT  
Lafayette, Louisiana

Schedule of Findings and Questioned Costs (Continued)  
For the Year Ended October 31, 2023

Additionally, the selection review committee members did not sign an ethics statement prior to the commencement of the committee meeting for one of the CMAR projects. Procedures should be established to ensure compliance with all aspects of the Public Bid Law.

Cause

The Government's policies and procedures did not allow for the appropriate documentation to be obtained and maintained to reflect compliance with of R.S. 38:222.2.4(G)(2) and R.S. 38:222.2.4(G)(5).

Effect

The Government did not obtain and maintain documentation to support that the required benchmarks were met when utilizing the CMAR project delivery.

Recommendation

The Government should ensure their contract files contain documentation to reflect compliance with the Louisiana Revised Statute relative to the CMAR project delivery. Documentation should include but not limited to opinions of probable cost when the final design is no more than thirty, sixty and ninety percent complete and a final gross maximum price (GMP) before or upon final completion of the design.

Views of Responsible Officials and Planned Corrective Action

The Government agrees with this finding. As the managers of the CMAR projects, Public Works receives all documentation. Purchasing will work with Public Works to ensure that this documentation is submitted at the appropriate interval to Purchasing so that contract files are complete. This process will be implemented immediately and will be overseen by CFO Karen Fontenot.

**2023-007 Charges for LUS Fiber Services**

Fiscal year finding initially occurred: 2023

Criteria

The Government should have policies and procedures to ensure the LUS Fiber services configured agrees to the services being billed.

Condition

The Government has services configured to customers that are either at a higher package than being billed or in some cases not being billed at all. Providing these services and/or increased level of services that are greater than being billed could be considered a violation of Article VII, Section 14 of the Louisiana Constitution.

LAFAYETTE CITY-PARISH CONSOLIDATED GOVERNMENT  
Lafayette, Louisiana

Schedule of Findings and Questioned Costs (Continued)  
For the Year Ended October 31, 2023

Cause

The Government's controls over adding/modifying the service configured to customer accounts are ineffective.

Effect

The Government is not properly billing customers for the services being provided.

Recommendation

Management should review their controls over making changes to the services configured to customer accounts. Any changes to services should be forwarded directly to the LUS Fiber Customer Service Center to verify the change was initiated by a customer and the services billed are appropriately modified.

Views of Responsible Officials and Planned Corrective Action

The Government agrees with this finding. LUS Fiber will review and modify its internal controls for the services configured to customer accounts. Any changes to services should be in written or recorded form from the requesting customer, and forwarded directly to the appropriate LUS Fiber staff to verify the changes were initiated by a customer and the services billed are appropriately modified. LUS Fiber staff will not make provisioning changes without an order. The project is expected to be completed within two to four months and will be overseen by the Interim Fiber Director Jeffery Stewart.

**2023-008 Controls Over Inventory**

Fiscal year finding initially occurred: 2023

Criteria

The Government should have policies and procedures to ensure accountability of LUS Fiber equipment that is maintained in stock to be issued to customers.

Condition

A sample of 25 out of the 84 Fire Sticks that were checked out from inventory by the LUS Fiber Engineering Department was selected for physical inspection. Of the 25 Fire Sticks selected, the department was unable to provide physical evidence that the items were in their possession. Of the remaining population, the department provided physical evidence of 5 Fire Sticks. Additional testing of Fire Sticks issued from inventory noted that in some instances customers are not being properly charged for Fire Sticks due to work orders not being completed correctly.

LAFAYETTE CITY-PARISH CONSOLIDATED GOVERNMENT  
Lafayette, Louisiana

Schedule of Findings and Questioned Costs (Continued)  
For the Year Ended October 31, 2023

Cause

Inadequate policies and procedures on the use of customer equipment inventory and inadequate training in the completion of service work orders when equipment is issued to customers.

Effect

The Government did not properly safeguard equipment purchased and is not properly billing customers for equipment.

Recommendation

Management should review their policies and procedures related to departmental use of LUS Fiber customer equipment and the completion of service work orders. Fire Sticks required by the Engineering department for testing should be checked out to the responsible employee and disposed in accordance with the Government's policies and procedures for surplus property.

Views of Responsible Officials and Planned Corrective Action

The Government agrees with this finding. LUS Fiber will review its internal procedures related to both inventory controls and departmental use of LUS Fiber customer equipment. Fire Sticks required by the Engineering department for testing should be checked out to the responsible employee, tracked and returned to inventory upon completion of the test. In certain instances, LUS Fiber may not charge upfront fees for Fire Sticks; however, LUS Fiber staff shall apply internal scrutiny to accounts receiving selected services and document the account with justification. Additionally, LUS Fiber will improve order entry and documentation for services accounts. This project is expected to be completed within three to six months and will be overseen by Interim Fiber Director Jeffery Stewart.

**2023-009 Controls Over Fixed Assets**

Fiscal year finding initially occurred: 2023

Criteria

The Government should have policies and procedures to ensure accountability of all assets purchased.

Condition

A sample of 25 assets were haphazardly selected from the Government's fixed asset listing for physical inspection. There were 3 of the 25 assets that were unable to be located. Documentation for one of the assets was provided to substantiate that the asset was scrapped during a previous fiscal year. The remaining two assets (Emcore 8200 Series Amplifier and Sony PlayStation 5) were assigned to the Communications Division and were unable to produce these assets.



LAFAYETTE CITY-PARISH CONSOLIDATED GOVERNMENT  
Lafayette, Louisiana

Schedule of Findings and Questioned Costs (Continued)  
For the Year Ended October 31, 2023

Cause

Inadequate controls by departments within the Government to safeguard assets assigned for their use.

Effect

The departments within the Government did not properly safeguard assets under their control.

Recommendation

Management should review their policies and procedures to determine any potential weaknesses in controls to ensure all fixed assets maintained by the Government are properly safeguarded.

Views of Responsible Officials and Planned Corrective Action

The Government agrees with this finding. LUS Fiber will review their policies and procedures to determine any potential weaknesses in controls to ensure all fixed assets maintained by the Government are properly safeguarded. This project will be completed within three to six months and will be overseen by Interim Fiber Director Jeffery Stewart.

Compliance Findings –

**2023-010 Consolidated Cash Management**

Fiscal year finding initially occurred: 2023

See Internal Control Finding 2023-004.

**2023-011 Compliance with Sales Tax Dedications**

Fiscal year finding initially occurred: 2021

See Internal Control Finding 2023-005.

**2023-012 Louisiana Public Bid Law**

Fiscal year finding initially occurred: 2023

See Internal Control Finding 2023-006.

LAFAYETTE CITY-PARISH CONSOLIDATED GOVERNMENT  
Lafayette, Louisiana

Schedule of Findings and Questioned Costs (Continued)  
For the Year Ended October 31, 2023

**2023-013 Compliance with Sales Tax Dedications – Spoil Bank Removal**

Fiscal year finding initially occurred: 2022

Criteria

The Government's 1961 and 1985 City sales and use tax collections are dedicated for capital and capital related expenditures within the City of Lafayette. The City Combined Bond Construction fund bond proceeds are dedicated to finance capital improvement projects within the City of Lafayette and are secured and payable from a pledge and dedication of the proceeds of either the 1961 City sales and use tax or the 1985 City sales and use tax.

Condition

During fiscal year ending October 31, 2022, the Government expended approximately \$3,239,939 from their Sales Tax Capital Improvement fund to make alternations to spoil banks located in St. Martin Parish and approximately \$84,000 to purchase real property in St. Martin Parish from their City Combined Bond Construction fund, which are funded from the proceeds of the 1961 and 1985 sales tax dedications that are dedicated to fund capital improvement projects within the City of Lafayette. A documented legal determination under both sales tax dedications from the Government's legal counsel and justification from their consulting engineers for the cost allocated to the City was not obtained to support the allowability of the amounts charged to the dedicated sales taxes.

Cause

The Government utilized the proceeds from 1961 and 1985 City sales and use tax dedications to fund projects and purchase property outside of the City limits and the Parish of Lafayette.

Effect

Approximately \$3,323,939 of expenditures were paid from the 1961 and 1985 City restricted sales and use tax proceeds to fund projects and purchase a 2/3 undivided interest in property outside of the City limits and the Parish of Lafayette.

Recommendation

The Government should consult with their legal counsel to determine whether expenditures outside of the City limits/Lafayette Parish are allowable and meet the intended purpose of the voters in the City of Lafayette. Additionally, the Government should obtain a reasonable basis for allocating the cost of these projects when it is determined that there is a benefit to the City of Lafayette.

LAFAYETTE CITY-PARISH CONSOLIDATED GOVERNMENT  
Lafayette, Louisiana

Schedule of Findings and Questioned Costs (Continued)  
For the Year Ended October 31, 2023

Views of Responsible Officials and Planned Corrective Action

The Government agrees with this finding. This finding originally occurred under the previous Administration. A preliminary review of the 1985 sales tax dedication gives some indication that these costs may be allowable under the tax. Both City sales tax dedications are under review by the City-Parish Attorney and other assigned legal counsel to establish what is reasonably allowable under each tax dedication. The Administration is also consulting with engineers in order to determine that this project had a benefit to the City, which may comply with the 1985 sales tax dedication currently under review. Additionally, the Administration is actively in the process of dividing the Sales Tax Capital Improvements Fund into the 1961 Sales Tax Capital Improvements Fund and the 1985 Sales Tax Capital Improvements Fund. Existing and future projects will be carefully reviewed to ensure that they are budgeted in the proper capital improvements fund. This project is expected to be completed by October 31, 2024 and will be overseen by CFO Karen Fontenot.

**2023-014 Parishwide Drainage Millage**

Fiscal year finding initially occurred: 2022

Criteria

The Government collects 3.58 mills of ad valorem taxes that are assessed by the Parish to cover the costs of improving and maintaining drainage throughout Lafayette Parish.

Condition

The Government utilized an As Needed Excavation and Disposal Services Contract during fiscal year ending October 31, 2022, to respond to an environmental emergency and construct the L-17 detention pond. Invoices of approximately \$1,159,600 submitted by the contractor did not identify the project and/or work being performed in order to properly identify the specific cost for each project. A budget amendment in the amount of \$1,000,000 to appropriate funds from Fund 550 Environmental Services Fund for the Scott Tire Pit Emergency Response Project was approved by the Council on February 15, 2022 and subsequently utilized in total to pay the contractor with the remaining amount of \$159,600 charged to the Parishwide Drainage Maintenance fund.

Cause

The Government combined the L-17 detention pond project and the Scott Tire Pit Emergency Response Project on an As Needed Excavation and Disposal Services Contract without documenting the costs estimates for each project.

LAFAYETTE CITY-PARISH CONSOLIDATED GOVERNMENT  
Lafayette, Louisiana

Schedule of Findings and Questioned Costs (Continued)  
For the Year Ended October 31, 2023

Effect

The Government was unable to provide documentation of the estimated cost of the detention pond project in order to determine whether the project should have been publicly bid or whether the necessary right of way/servitude was obtained from the property owner. Based on the supporting documentation and information provided by the Government, a determination could not be made to support whether the L-17 detention pond was a valid drainage project requiring the use of dedicated drainage funding.

Recommendation

The Government should evaluate and budget future projects on an individual basis to ensure the proper use of dedicated funding sources and cost estimates for each project should be documented to determine public bid law compliance requirements.

Views of Responsible Officials and Planned Corrective Action

The Government agrees with this finding. This finding originally occurred under the previous Administration. This project was not handled under the supervision of Purchasing, and as a result, compliance with bid law could not be monitored and documented. The current Administration believes existing Purchasing policies and procedures are adequate to ensure compliance with all aspects of Public Bid Law and will not allow projects to be handled outside of Purchasing's oversight. Future projects will be carefully reviewed to ensure that the scope of the project complies with dedicated funding sources. This corrective measure was implemented before the completion of the audit, but will continue to be overseen by CFO Karen Fontenot.

**2023-015 City Sales Tax Dedication - Homewood/Ile des Cannes Detention Ponds**

Fiscal year finding initially occurred: 2023

Criteria

The Government's 1961 and 1985 City sales and use tax collections are dedicated for capital and capital related expenditures within the City of Lafayette. The City Combined Bond Construction fund bond proceeds are dedicated to finance capital improvement projects within the City of Lafayette and are secured and payable from a pledge and dedication of the proceeds of either the 1961 City sales and use tax or the 1985 City sales and use tax.

Condition

The Government approved through budget amendments and paid construction costs of approximately \$791,212 and \$7,999,999 from the City's Sales Tax Capital Improvement fund and City Combined Bond Construction fund, respectively, for the Homewood and CIDC Detention Pond projects, which are located outside the City limits, during the fiscal year ending October 31, 2022. A documented legal determination under both sales tax dedications from the Government's legal counsel and justification from their consulting engineers for the cost allocated to the City was not obtained to support the allowability of the amounts charged to the dedicated sales taxes.

LAFAYETTE CITY-PARISH CONSOLIDATED GOVERNMENT  
Lafayette, Louisiana

Schedule of Findings and Questioned Costs (Continued)  
For the Year Ended October 31, 2023

Additionally, the Government received reimbursements from a State grant program in the amount of \$4,999,999 related to the costs charged to the City Combined Bond Construction fund. This amount was not applied to the City Combined Bond Construction fund's respective share in their consolidated cash account as of fiscal year end.

Cause

The Government utilized the proceeds from 1961 and 1985 City sales and use tax dedications to fund projects outside of the City limits.

Effect

Approximately \$791,212 and \$7,999,999 from the City's Sales Tax Capital Improvement fund and City Combined Bond Construction fund was paid from City dedicated sales taxes for projects located outside the City limits.

Recommendation

The Government should consult with their legal counsel to determine whether expenditures outside of the City limits are allowable and meet the intended purpose of the voters in the City of Lafayette. Additionally, the Government should obtain a reasonable basis for allocating the cost of these projects when it is determined that there is a benefit to the City of Lafayette.

Views of Responsible Officials and Planned Corrective Action

The Government agrees with this finding. This finding originally occurred under the previous Administration. A preliminary review of the 1985 sales tax dedication gives some indication that these costs may be allowable under this tax. Both City sales tax dedications are under review by the City-Parish Attorney and other assigned legal counsel to establish what is reasonably allowable under each tax dedication. The Administration is also consulting with engineers in order to determine that these projects had a benefit to the City, which may comply with the 1985 sale tax dedication currently under review. Additionally, the Administration is actively in the process of dividing the Sales Tax Capital Improvements Fund into the 1961 Sales Tax Capital Improvements Fund and the 1985 Sales Tax Capital Improvements Fund. Existing and future projects will be carefully reviewed to ensure that they are budgeted in the proper capital improvements fund. In the future, all new sales tax bonds will be recorded and accounted for in separate funds so that compliance with sales tax dedications can be clearly determined. This project is expected to be completed by October 31, 2024 will be overseen by CFO Karen Fontenot.

LAFAYETTE CITY-PARISH CONSOLIDATED GOVERNMENT  
Lafayette, Louisiana

Schedule of Findings and Questioned Costs (Continued)  
For the Year Ended October 31, 2023

**2023-016 Leased Property Settlement**

Fiscal year finding initially occurred: 2022

Criteria

The Government's 1961 and 1985 City sales and use tax collections are dedicated for capital and capital related expenditures within the City of Lafayette. The City Combined Bond Construction fund bond proceeds are dedicated to finance capital improvement projects within the City of Lafayette and are secured and payable from a pledge and dedication of the proceeds of either the 1961 City sales and use tax or the 1985 City sales and use tax.

Condition

The Government entered into a Joint Receipt and Release of All Claims agreement with leaseholders of farmland for property outside the City limits that was expropriated to construct a series of detention ponds for drainage and flood control. The settlement agreement was to release the Government for any current or future claims for items including but not limited to lost revenue, crop loss, and stubble loss. The City Combined Bond Construction fund was utilized to pay the agreed-upon amounts of approximately \$402,723 for a capital improvement project outside of the City limits. A documented legal determination under both sales tax dedications from the Government's legal counsel and justification from their consulting engineers for the cost allocated to the City was not obtained to support the allowability of the amounts charged to the dedicated sales taxes.

Cause

The Government's expenditure approval process may not have properly identified whether the funding for these settlements meet the requirements of the bond issues and/or sales tax dedications.

Effect

The Government expended approximately \$402,723 from their City Combined Bond Construction, which is dedicated to finance capital improvement projects within the City of Lafayette, to fund this settlement agreement on expropriated property outside the City limits.

Recommendation

The Government should consult with their legal counsel to determine whether expenditures outside of the City limits are allowable and meet the intended purpose of the voters in the City of Lafayette. Additionally, the Government should obtain a reasonable basis for allocating the cost of these projects when it is determined that there is a benefit to the City of Lafayette.

LAFAYETTE CITY-PARISH CONSOLIDATED GOVERNMENT  
Lafayette, Louisiana

Schedule of Findings and Questioned Costs (Continued)  
For the Year Ended October 31, 2023

Views of Responsible Officials and Planned Corrective Action

The Government agrees with this finding. This finding originally occurred under the previous Administration. A preliminary review of the 1985 sales tax dedication gives some indication that these costs may be allowable under this tax. Both City sales tax dedications are under review by the City-Parish Attorney and other assigned legal counsel to establish what is reasonably allowable under each tax dedication. The Administration is also consulting with engineers in order to determine that these expropriations had a benefit to the City, which may comply with the 1985 sale tax dedication currently under review. Additionally, the Administration is actively in the process of dividing the Sales Tax Capital Improvements Fund into the 1961 Sales Tax Capital Improvements Fund and the 1985 Sales Tax Capital Improvements Fund. Existing and future projects will be carefully reviewed to ensure that they are budgeted in the proper capital improvements fund. This project is expected to be completed by October 31, 2024 and will be overseen by CFO Karen Fontenot.

Part III. Findings and questioned costs for Federal awards which include audit findings as defined in 2 CFR section 200 of the Uniform Guidance:

Compliance Findings –

U.S. DEPARTMENT OF COMMERCE:

**2023-017 Compliance with Reporting**

Fiscal year finding initially occurred: 2023

Economic Adjustment Assistance (11.307)

Criteria

An effective system of internal controls should be in place to ensure accuracy, completeness and timely submission of the reports required by the grantor. In accordance with the federal grant guidelines, Form SF-425, Federal Financial Report, is required to be submitted on a bi-annual basis, until the end of the period of performance when a final closeout Form SF-425 is submitted.

Condition

During the current fiscal year, the Government submitted their bi-annual Form SF-425 for the period ending September 30, 2023, with inaccurate financial information. The amounts reported for the federal share of expenditures and the federal share of unliquidated obligations did not agree to the Government's financial records.

Cause

The Government's policies and procedures did not have adequate controls to ensure the amounts reported on Form SF-425 agree to their financial records.

LAFAYETTE CITY-PARISH CONSOLIDATED GOVERNMENT  
Lafayette, Louisiana

Schedule of Findings and Questioned Costs (Continued)  
For the Year Ended October 31, 2023

Effect

The federal grantor was provided with inaccurate financial information for the federal reporting period ending September 30, 2023.

Recommendation

The Government should establish and maintain effective internal controls to ensure accurate financial information is reported in accordance with the federal guidelines.

Views of Responsible Officials and Planned Corrective Action

The Government agrees with this finding. LUS Fiber and the Accounting Division will work together to review the forms prepared by the Acadiana Planning Commission prior to submission to ensure all information balances to our general ledger. This project is expected to be completed within two to four months and will be overseen by the Interim Fiber Director Jeffery Stewart.

Internal Control Findings -

U.S. DEPARTMENT OF COMMERCE:

**2023-018 Compliance with Reporting**

Fiscal year finding initially occurred: 2023

Economic Adjustment Assistance (11.307)

See Compliance Finding 2023-017.



Lafayette City-Parish Consolidated Government  
Corrective Action Plan  
October 31, 2023

U.S. Department of Treasury

The Lafayette City-Parish Consolidated Government respectfully submits the following corrective action plan for the year ended October 31, 2023.

**Audit conducted by:**

Kolder, Slaven & Company, LLC  
183 S. Beadle Road  
Lafayette, Louisiana 70508

**Audit Period:** November 1, 2022 – October 31, 2023

The findings from the October 31, 2023 schedule of findings and questioned costs are discussed below. The findings are numbered consistently with the numbers assigned in the schedule.

**FINDINGS – FINANCIAL STATEMENT AUDIT**

*Material Weakness-*

Internal Control:

**2023-001 Controls Over Fuel Cards**

Recommendation: Management should continue to implement procedures to ensure fuel cards are issued to assets when purchased and cancelled when no longer in use, ensure PINs are assigned to employees based on their job description and their need for the use of the fleet to perform their assigned duties, review and track the fuel usage reports by asset to identify any unusual or unexpected trends, and follow-up on exception reports.

Corrective Action Plan: The Government agrees with this finding. In order to correct this finding, a procedure is being developed which will notify directors to ensure all exceptions and usage reports are completed by the appropriate manager. An automated system will be implemented that will verify active employees against the Fuel Card list and the property records against the Fuel Card vehicle/equipment listing. The PPM will also be revised to allow Fuel Card Managers to turn off all fuel cards with no activity within 120 days. This project is expected to be completed by October 31, 2024 and will be overseen by the Interim Public Works Director Warren Abadie.

### **2023-002 Contracting for LUS Fiber Services**

Recommendation: Management should consider implementing a policy that would identify the terms that will be utilized by all internal departments when contracting for communication services. Additionally, management, with the assistance of their Information Services and Technology Department, should develop procedures to ensure contract terms, pricing, and level of service for communication services being offered to internal departments are appropriate and are in accordance with the guidelines of the Fair Competition Act.

Corrective Action Plan: The Government agrees with this finding. LUS Fiber provides all customers with various pricing and contract terms and relies on the customer to select the options that will meet their needs. LUS Fiber will work with the Administration to establish a Master Service Agreement. Additionally, we will recommend that internal controls be put in place that require all departments to request services through an authorized representative. This project is expected to be completed within six to nine months and will be overseen by Interim Fiber Director Jeffery Stewart.

### **2023-003 Purchasing Documentation Requirements**

Recommendation: The Government should review their purchasing documentation requirements and ensure that all divisions submit the appropriate procurement documentation to the Purchasing Division. All required documentation should be maintained in accordance with their Records Retention Policy.

Corrective Action Plan: The Government agrees with this finding. Many of these documents are kept in the Public Works Department. Purchasing will work with Public Works to ensure that proper documentation is received and maintained in contract files. All specifications are maintained in Lawson Strategic Sourcing and Lawson is the system of record. Purchasing always tries to maintain hard copies of these same documents in contract files, but there are sometimes very large documents that are difficult to print. These issues should be eliminated with the implementation of the new ERP system which is scheduled for implementation in January 2025. In the new system all records will be scanned, uploaded and maintained electronically. This project is expected to be completed by January 2025 and will be overseen by CFO Karen Fontenot.

### **2023-004 Consolidated Cash Management**

Recommendation: Management should review its funds participating in consolidated cash and determine the appropriate alternate funding source to utilize the proper resources should an overdraft occur. Additionally, management should consider funding overdrafts from appropriate legal sources to ensure enough cash is available to cover these overdrafts.

Corrective Action Plan: The Government agrees with this finding. In LCG's current financial system, State grants for both the City and Parish are combined in the same grant fund. Due to this, cash for the City was inadvertently used to cover expenses for the Parish. LCG is currently in the process of implementing a new financial system, in which City and Parish grants will be tracked in separate funds. This will ensure the proper interest earnings are recorded in the correct fund. Going forward, LCG will also assign staff to review monthly the City and Parish portions of the cash balance in the Consolidated Cash Account to ensure that each entity has sufficient cash to cover their expenditure needs. This project will be implemented immediately and will be overseen by CFO Karen Fontenot.

### **2023-005 Compliance with Sales Tax Dedications**

Recommendation: The Government should carefully review all initial and subsequent budget requests to ensure the use of sales tax dedications are in accordance with the purpose restrictions. Additionally, all approving departments should review invoices to ensure appropriate budgeted funding sources are being charged. The Government should consult with their legal counsel to determine whether expenditures outside of the City limits/Lafayette Parish are allowable and meet the intended purpose of the voters in the City of Lafayette. Additionally, the Government should obtain a reasonable basis for allocating the cost of these projects when it is determined that there is a benefit to the City of Lafayette.

Corrective Action Plan: The Government agrees with this finding. This finding originally occurred under the previous Administration. A preliminary review of the 1985 sales tax dedication gives some indication that these costs may be allowable under this tax. Both City sales tax dedications are under review by the City-Parish Attorney and other assigned legal counsel to establish what is reasonably allowable under each dedication. The current Administration is also consulting with legal counsel and engineers to determine that these allocations are appropriate. Additionally, the Administration is actively dividing the Sales Tax Capital Improvements Fund into the 1961 Sales Tax Capital Improvements Fund and the 1985 Sales Tax Capital Improvements Fund. Existing and future budgeted projects and related expenditures will be carefully reviewed to ensure that they not only comply with the sales tax funding the project, but that expenditures are paid in the proper fund. This project is expected to be completed by October 31, 2024 and will be overseen by CFO Karen Fontenot.

### **2023-006 Louisiana Public Bid Law**

Recommendation: The Government should ensure their contract files contain documentation to reflect compliance with the Louisiana Revised Statute relative to the CMAR project delivery. Documentation should include but not limited to opinions of probable cost when the final design is no more than thirty, sixty and ninety percent complete and a final gross maximum price (GMP) before or upon final completion of the design.

Corrective Action Plan: The Government agrees with this finding. As the managers of the CMAR projects, Public Works receives all documentation. Purchasing will work with Public Works to ensure that this documentation is submitted at the appropriate interval to Purchasing so that contract files are complete. This process will be implemented immediately and will be overseen by CFO Karen Fontenot.

### **2023-007 Charges for LUS Fiber Services**

Recommendation: Management should review their controls over making changes to the services configured to customer accounts. Any changes to services should be forwarded directly to the LUS Fiber Customer Service Center to verify the change was initiated by a customer and the services billed are appropriately modified.

Corrective Action Plan: The Government agrees with this finding. LUS Fiber will review and modify its internal controls for the services configured to customer accounts. Any changes to services should be in written or recorded form from the requesting customer, and forwarded directly to the appropriate LUS Fiber staff to verify the changes were initiated by a customer and the services billed are appropriately modified. LUS Fiber staff will not make provisioning changes without an order. The project is expected to be completed within two to four months and will be overseen by the Interim Fiber Director Jeffery Stewart.

### **2023-008 Controls Over Inventory**

Recommendation: Management should review their policies and procedures related to departmental use of LUS Fiber customer equipment and the completion of service work orders. Fire Sticks required by the Engineering department for testing should be checked out to the responsible employee and disposed in accordance with the Government's policies and procedures for surplus property.

Corrective Action Plan: The Government agrees with this finding. LUS Fiber will review its internal procedures related to both inventory controls and departmental use of LUS Fiber customer equipment. Fire Sticks required by the Engineering department for testing should be checked out to the responsible employee, tracked and returned to inventory upon completion of the test. In certain instances, LUS Fiber may not charge upfront fees for Fire Sticks; however, LUS Fiber staff shall apply internal scrutiny to accounts receiving selected services and document the account with justification. Additionally, LUS Fiber will improve order entry and documentation for services accounts. This project is expected to be completed within three to six months and will be overseen by Interim Fiber Director Jeffery Stewart.

### **2023-009 Controls Over Fixed Assets**

Recommendation: Management should review their policies and procedures to determine any potential weaknesses in controls to ensure all fixed assets maintained by the Government are properly safeguarded.

Corrective Action Plan: The Government agrees with this finding. LUS Fiber will review their policies and procedures to determine any potential weaknesses in controls to ensure all fixed assets maintained by the Government are properly safeguarded. This project will be completed within three to six months and will be overseen by Interim Fiber Director Jeffery Stewart.

### Compliance:

#### **2023-010 Consolidated Cash Management**

See Internal Control Finding 2023-004.

#### **2023-011 Compliance with Sales Tax Dedications**

See Internal Control Finding 2023-005.

#### **2023-012 Louisiana Public Bid Law**

See Internal Control Finding 2023-006.

#### **2023-013 Louisiana Public Bid Law - Spoil Bank Removal**

Recommendation: The Government should consult with their legal counsel to determine whether expenditures outside of the City limits/Lafayette Parish are allowable and meet the intended purpose of the voters in the City of Lafayette. Additionally, the Government should obtain a reasonable basis for allocating the cost of these projects when it is determined that there is a benefit to the City of Lafayette.

Corrective Action Plan: The Government agrees with this finding. This finding originally occurred under the previous Administration. A preliminary review of the 1985 sales tax dedication gives some indication that these costs may be allowable under the tax. Both City sales tax dedications are under review by the City-Parish Attorney and other assigned legal counsel to establish what is reasonably allowable under each tax dedication. The Administration is also consulting with engineers in order to determine that this project had a benefit to the City, which may comply with the 1985 sales tax dedication currently under review. Additionally, the Administration is actively in the process of dividing the Sales Tax Capital Improvements Fund into the 1961 Sales Tax Capital Improvements Fund and the 1985 Sales Tax Capital Improvements Fund. Existing and future projects will be carefully reviewed to ensure that they are budgeted in the proper capital improvements fund. This project is expected to be completed by October 31, 2024 and will be overseen by CFO Karen Fontenot.

#### **2023-014 Parishwide Drainage Millage**

Recommendation: The Government should evaluate and budget future projects on an individual basis to ensure the proper use of dedicated funding sources and cost estimates for each project should be documented to determine public bid law compliance requirements.

Corrective Action Plan: The Government agrees with this finding. This finding originally occurred under the previous Administration. This project was not handled under the supervision of Purchasing, and as a result, compliance with bid law could not be monitored and documented. The current Administration believes existing Purchasing policies and procedures are adequate to ensure compliance with all aspects of Public Bid Law and will not allow projects to be handled outside of Purchasing's oversight. Future projects will be carefully reviewed to ensure that the scope of the project complies with dedicated funding sources. This corrective measure was implemented before the completion of the audit, but will continue to be overseen by CFO Karen Fontenot.

#### **2023-015 City Sales Tax Dedication – Homewood/Ile des Cannes Detention Ponds**

Recommendation: The Government should consult with their legal counsel to determine whether expenditures outside of the City limits are allowable and meet the intended purpose of the voters in the City of Lafayette. Additionally, the Government should obtain a reasonable basis for allocating the cost of these projects when it is determined that there is a benefit to the City of Lafayette.

Corrective Action Plan: The Government agrees with this finding. This finding originally occurred under the previous Administration. A preliminary review of the 1985 sales tax dedication gives some indication that these costs may be allowable under this tax. Both City sales tax dedications are under review by the City-Parish Attorney and other assigned legal counsel to establish what is reasonably allowable under each tax dedication. The Administration is also consulting with engineers in order to determine that these projects had a benefit to the City, which may comply with the 1985 sale tax dedication currently under review. Additionally, the Administration is actively in the process of dividing the Sales Tax Capital Improvements Fund into the 1961 Sales Tax Capital Improvements Fund and the 1985 Sales Tax Capital Improvements Fund. Existing and future projects will be carefully reviewed to ensure that they are budgeted in the proper capital improvements fund. In the future, all new sales tax bonds will be recorded and accounted for in separate funds so that compliance with sales tax dedications can be clearly determined. This project is expected to be completed by October 31, 2024 will be overseen by CFO Karen Fontenot.

#### **2023-016 Leased Property Settlement**

Recommendation: The Government should consult with their legal counsel to determine whether expenditures outside of the City limits are allowable and meet the intended purpose of the voters in the City of Lafayette. Additionally, the Government should obtain a reasonable basis for allocating the cost of these projects when it is determined that there is a benefit to the City of Lafayette.

Corrective Action Plan: The Government agrees with this finding. This finding originally occurred under the previous Administration. A preliminary review of the 1985 sales tax dedication gives some indication that these costs may be allowable under this tax. Both City sales tax dedications are under review by the City-Parish Attorney and other assigned legal counsel to establish what is reasonably allowable under each tax dedication. The Administration is also consulting with engineers in order to determine that these expropriations had a benefit to the City, which may comply with the 1985 sale tax dedication currently under review. Additionally, the Administration is actively in the process of dividing the Sales Tax Capital Improvements Fund into the 1961 Sales Tax Capital Improvements Fund and the 1985 Sales Tax Capital Improvements Fund. Existing and future projects will be carefully reviewed to ensure that they are budgeted in the proper capital improvements fund. This project is expected to be completed by October 31, 2024 and will be overseen by CFO Karen Fontenot.

## **FINDINGS – FEDERAL AWARD PROGRAMS AUDIT**

### Compliance Findings –

#### **U.S. DEPARTMENT OF COMMERCE:**

Economic Adjustment Assistance (11.307)

#### **2023-017 Compliance with Reporting**

Recommendation: The Government should establish and maintain effective internal controls to ensure accurate financial information is reported in accordance with the federal guidelines.

Corrective Action Plan: The Government agrees with this finding. LUS Fiber and the Accounting Division will work together to review the forms prepared by the Acadiana Planning Commission prior to submission to ensure all information balances to our general ledger. This project is expected to be completed within two to four months and will be overseen by the Interim Fiber Director Jeffery Stewart.

### Internal Control Findings –

#### **U.S. DEPARTMENT OF COMMERCE:**

Economic Adjustment Assistance (11.307)

#### *Material weakness-*

#### **2023-018 Compliance with Reporting**

See Compliance Finding 2023-017.

The findings noted above will be evaluated and corrective action will be taken as indicated on the respective finding. Should any federal or state pass-through grant agencies have questions regarding this plan, please contact Karen V. Fontenot, CPA, at 337-291-8202.

Sincerely,



Karen V. Fontenot, CPA  
Chief Financial Officer

Lafayette City-Parish Consolidated Government  
Summary Schedule of Prior Year Audit Findings  
For the Year Ended October 31, 2023

**FINDINGS - FINANCIAL STATEMENT AUDIT:**

**2022-001 Controls Over Fuel Cards**

Condition

The Government has active fuel cards assigned to assets that have been disposed, assets that do not appear in the government's records, unidentified assets labeled as miscellaneous, and assets that have not been used in excess of 120 days. Additionally, the Government has vehicles/equipment that require fuel usage that do not have an active fuel card assigned. The Government has active PINs for former employees, names that are not in the employee master file, and employees with minimal usage.

Recommendation

Management should continue to implement procedures to ensure fuel cards are issued to assets when purchased and cancelled when no longer in use. Management should ensure PINs are assigned to employees based on their job description and their need for the use of the fleet to perform their assigned duties. Management should carefully review and track the fuel usage reports by asset to identify any unusual or unexpected trends.

Current Status

The finding was not resolved and is repeated in the current year. In order to correct this finding, a procedure is being developed which will notify directors to ensure all exceptions and usage reports are completed by the appropriate manager. An automated system will be implemented that will verify active employees against the Fuel Card list and the property records against the Fuel Card vehicle/equipment listing. The PPM will also be revised to allow Fuel Card Managers to turn off all fuel cards with no activity within 120 days. This project is expected to be completed by October 31, 2024 and will be overseen by the Interim Public Works Director Warren Abadie.

**2022-002 Contracting for LUS Fiber Services**

Condition

The Government has contracts for communication services to internal departments that are not the most cost effective for the individual departments based on the original date of service. The contract terms can range from 12 months to 72 months with a reduction in pricing at each additional 12-month increment to the term.

### Recommendation

Management should consider implementing a policy that would identify the terms that will be utilized by all internal departments when contracting for communication services. Additionally, management, with the assistance of their Information Services and Technology Department, should develop procedures to ensure contract terms, pricing, and level of service for communication services being offered to internal departments are appropriate and are in accordance with the guidelines of the Fair Competition Act.

### Current Status

The finding was not resolved and is repeated in the current year. The Government has identified all affiliate accounts and will submit recommended contract terms and market pricing to each affiliate through a master agreement. LUS Fiber continues to work intensively with all of the stakeholders within the Government to resolve this deficiency. LUS Fiber and the Utility Department have updated all services and pricing to the most favorable contract terms and executed accordingly. This project is ongoing and will be overseen by Interim LUS Fiber Director Jeffrey Stewart.

## **2022-003 Controls Over Construction Project Accruals**

### Condition

The Government's policies and procedures did not allow for the identification and accrual of construction project expenditures in the correct fiscal year.

### Recommendation

Management should review their policies and procedures to ensure material construction project expenditures are accrued in the correct reporting period.

### Current Status:

The finding was resolved.

## **2022-004 Controls Over Golf Course Collections**

### Condition

The Government had a misappropriation at one of their municipal golf courses by a Parks and Recreation Department employee. A golf shop attendant was manipulating register transactions and not entering sales in their point-of-sale system to misappropriate cash collections. The Government's controls identified irregularities with the types of transactions entered into the point-of-sale system. The suspected employee was questioned by the Police Department on April 13, 2022 and subsequently arrested after admitting to the misappropriation of cash collections for a period of approximately three months. Since the sales transactions were not recorded or recorded incorrectly in the point-of-sale system, the amount of the misappropriation is unknown at this time. The person that committed the misappropriation is no longer employed by the Government. As of the date of this report, an arrest was made, charges have been filed, and the case is pending. Due to the early stage of the investigation, restitution has not been made nor has an insurance claim been filed. The Government is in the process of notifying the District Attorney and the Louisiana Legislative Auditor's office in accordance with Louisiana Revised Statute 24:523.



As of the current fiscal year, a fraud report was submitted to the Louisiana Legislative Auditor's office indicating the alleged theft was estimated between \$100 - \$1,000. The case is currently closed and the Government received a restitution of \$66 on October 4, 2022.

#### Recommendation

Management should review their policies and procedures relative to recording transactions in their point-of-sale system. Procedures should be established to require discounted or no charge services to be approved by a supervisor and daily sales activity should be compared to historical trends to identify unexpected sales activity.

#### Current Status

The finding was resolved.

### **2022-005 Purchasing Documentation Requirements**

#### Condition

The contract files for various projects selected for testing did not contain complete information to support the purchase. Some of the missing documentation included, but not limited to, specifications for projects and appraisals utilized to determine the purchase of property.

#### Recommendation

The Government should review their purchasing documentation requirements and ensure that all divisions submit the appropriate procurement documentation to the Purchasing Division. All required documentation should be maintained in accordance with their Records Retention Policy.

#### Current Status

The finding was not resolved and is repeated in the current year. Many of these documents are kept in the Public Works Department. Purchasing will work with Public Works to ensure that proper documentation is received and maintained in contract files. All specifications are maintained in Lawson Strategic Sourcing and Lawson is the system of record. Purchasing always tries to maintain hard copies of these same documents in contract files, but there are sometimes very large documents that are difficult to print. These issues should be eliminated with the implementation of the new ERP system which is scheduled for implementation in January 2025. In the new system all records will be scanned, uploaded and maintained electronically. This project is expected to be completed by January 2025 and will be overseen by CFO Karen Fontenot.

### **2022-006 Contracts for Public Works Projects**

#### Condition

The Government executed a Public Works project in the amount of \$1,044,000 with a contractor without obtaining a signed contract.

#### Recommendation

The Government should obtain a signed contract for all public works projects to identify and document the agreement of the project specifications, costs, and standard terms and conditions with the contractor.

### Current Status

The finding was resolved.

### **2022-007 Consolidated Cash Management**

#### Condition

The Government had a grant related fund participating in its consolidated cash account that recognized an overdraft of approximately \$19,952,918 with approximately \$19,800,000 being related to the construction of detention ponds within the unincorporated parish limits. The overdraft from this fund was allocated to the City General fund and reduced its average balance when calculating the distribution of monthly investment earnings.

#### Recommendation

Management should review its funds participating in consolidated cash and determine the appropriate alternate funding source to utilize the proper resources should an overdraft occur. Specific project locations should be identified for reimbursement grants to identify the appropriate resources to utilize until funding is received.

### Current Status

The finding was resolved.

### **2022-008 Compliance with Sales Tax Dedications**

#### Condition

The Government may not have complied with the purpose of the 1961 and 1985 sales tax dedications by utilizing the dedicated sales tax proceeds to pay monthly software as a service (SaaS) fees used by all divisions.

#### Recommendation

The Government should carefully review all purchase requests to ensure the use of sales tax dedications are in accordance with the purpose restrictions. Additionally, consideration should be given to separating the expenditures for the 1961 and 1985 sales tax proceeds. Each dedication has different language regarding the allowable divisions and expenditures.

### Current Status

The finding was not resolved and is repeated in the current year. This finding originally occurred under the previous Administration. A preliminary review of the 1985 sales tax dedication gives some indication that these costs may be allowable under this tax. Both City sales tax dedications are under review by the City-Parish Attorney and other assigned legal counsel to establish what is reasonably allowable under each dedication. The current Administration is also consulting with legal counsel and engineers to determine that these allocations are appropriate. Additionally, the Administration is actively dividing the Sales Tax Capital Improvements Fund into the 1961 Sales Tax Capital Improvements Fund and the 1985 Sales Tax Capital Improvements Fund. Existing and future budgeted projects and related expenditures will be carefully reviewed to ensure that they not only comply with the sales tax funding the project, but that expenditures are paid in the proper fund. This project is expected to be completed by October 31, 2024 and will be overseen by CFO Karen Fontenot.

Compliance Findings –

**2022-009 Consolidated Cash Management**

See Internal Control Finding 2022-007.

**2022-010 Compliance with Sales Tax Dedications**

See Internal Control Finding 2022-008.

**2022-011 Louisiana Public Bid Law – Spoil Bank Removal**

Condition

The Government utilized an As Needed Excavation and Disposal Services Contract to remove spoil banks located within St. Martin Parish. The original bid and subsequent contract award on 12/29/2021 in the amount of \$390,050 for as needed excavation and disposal services throughout Lafayette City-Parish was amended on 2/18/2022 in the amount of \$3,699,800 and subsequently paid to the contractor on February 28, 2022. The amendment included significant additional line items such as expedited mobilization cost of \$1,858,000, barges/temporary bridges, cranes, and rigging of \$1,192,000, ramps of \$238,000, and stand-by mechanics of \$117,000, to remove spoil banks in St. Martin Parish. The original services contract bid was for excavation and disposal services throughout Lafayette City-Parish and did not include work to be performed within St. Martin Parish. The spoil bank/levee removal project did not appear to be within the original scope of the excavation and disposal service contract since the Government's two-thirds interest in the property was altered and/or improved by removing the spoil bank/levee system.

Recommendation

The Government should carefully review their public works projects to determine the applicability of Louisiana Public Bid Law.

Current Status

The finding was resolved.

**2022-012 Home Rule Charter – Acquisition of Property**

Condition

The Government may have violated their Home Rule Charter by acquiring real property without proper approval by Ordinance. The Government purchased 41 acres in St. Martin Parish that referenced approval through Parish Ordinance PO-035-2021; however, the geographical project limits identified in Exhibit A of this ordinance does not appear to include St. Martin Parish.

Recommendation

The Government should obtain approval through ordinance on specific tracts of property prior to the purchase. The Government's use of ordinances that contain language with approvals on geographical ranges may not meet the requirements of their Home Rule Charter.

### Current Status

The finding was resolved.

### **2022-013 St. Martin Parish Property Purchase**

#### Condition

The Government may have violated Article VII, Section 14 of the Louisiana Constitution by purchasing real property for an amount higher than the appraised amount. The Government paid \$84,000 for a 2/3 undivided interest in 41 acres in St. Martin Parish where the appraisal report indicated a market value (fee simple) of \$42,000 and a revised appraisal issued the same date indicated a market value (minority discount) of \$31,500. To pay anything above the current fair market value is prohibited by Article VII, Section 14 of the Louisiana Constitution. Additionally, the Government made alternations to said property without reimbursement of the cost from the 1/3 interest property owner.

#### Recommendation

The Government should follow their internal policies and procedures to allow their Purchasing Department to approve purchases by verifying proper supporting documentation is present and agrees to the payment transaction.

### Current Status

The finding was resolved.

### **2022-014 Compliance with Sales Tax Dedications – Spoil Bank Removal**

#### Condition

The Government expended approximately \$3,239,939 from their Sales Tax Capital Improvement fund, which is funded by the proceeds from the 1961 and 1985 City sales tax dedications, to make alternations to spoil banks located in St. Martin Parish. Additionally, the Government expended approximately \$84,000 from their City Combined Bond Construction, which is funded from the proceeds of bond issues used to finance capital improvement projects within the City of Lafayette, to purchase property in St. Martin Parish.

#### Recommendation

The Government should request an Attorney General Opinion that includes the language from the 1961 and 1985 City sales and use tax dedications to determine whether expenditures outside of the City limits/Lafayette Parish are allowable and meet the intended purpose of the voters in the City of Lafayette.

### Current Status

The finding was not resolved and is repeated in the current year. This finding originally occurred under the previous Administration. A preliminary review of the 1985 sales tax dedication gives some indication that these costs may be allowable under the tax. Both City sales tax dedications are under review by the City-Parish Attorney and other assigned legal counsel to establish what is reasonably allowable under each tax dedication. The Administration is also consulting with engineers in order to determine that this project had a benefit to the City, which may comply with the 1985 sales tax dedication currently under review. Additionally, the Administration is actively in the process of

dividing the Sales Tax Capital Improvements Fund into the 1961 Sales Tax Capital Improvements Fund and the 1985 Sales Tax Capital Improvements Fund. Existing and future projects will be carefully reviewed to ensure that they are budgeted in the proper capital improvements fund. This project is expected to be completed by October 31, 2024 and will be overseen by CFO Karen Fontenot.

## **2022-015 Louisiana Public Bid Law – Lake Farm Road Detention Pond**

### Condition

The Government may have violated the Louisiana Public Bid Law.

- (a) The Government utilized the emergency exception under the Louisiana Public Bid Law to receive quotes from contractors for the construction of two detention ponds in the City of Lafayette within 30 days consecutive calendar days from the issuance of the Notice to Proceed. The project was quoted as per Emergency Ordinance No. CO-077-2021 dated May 20, 2021 that was issued due to the continuing rain and storm event and the resulting flooding in the City of Lafayette and was awarded in the amount of \$333,900. The nature of this project does not appear to meet the definition of an emergency exception in accordance with the Louisiana Public Bid Law nor does the contract file contain a written determination justifying how the contract will mitigate the imminent threat of the destruction or injury of life or property. The emergency declaration was terminated once the Vermilion River was below flood stage on June 15, 2021. This contract was signed on June 10, 2021 and certification of completion was on August 18, 2021. The timeline for the construction of the two detention ponds would not appear to have mitigated the threat of the public emergency declared by the governing authority.
- (b) Subsequent to the completion of the previous project, the Government utilized the emergency exception under the Louisiana Public Bid Law to receive quotes from contractors for Lake Farm Detention Emergency Excavation. A purchase order was issued on August 29, 2021 to a contractor in the amount of \$1,044,000. The documentation indicated that funding for the project was allocated under Emergency Ordinance No. CO-077-2021 dated May 20, 2021; however, this emergency declaration was terminated on June 15, 2021. There was no contract agreement or documentation that identified a scope of services or timeline for the project. In accordance with the Louisiana Public Bid Law, the emergency must be certified by the public entity at a public meeting and notice must be given to the public by publishing in the official journal within 10 days of declaring such emergency. The Government did not have such certification and notice to the public nor was a written determination justifying how the project will mitigate the imminent threat of the destruction or injury of life or property.

### Recommendation

The Government should review the emergency exception provided by the Louisiana Public Bid Law and request guidance from the Louisiana Legislative Auditor's Legal Services department on the intended purpose of this exception.

### Current Status

The finding was resolved.

## **2022-016 Parishwide Drainage Millage**

### Condition

The Government may have violated the dedicated ad valorem drainage millage by utilizing the proceeds to temporarily cover the cost of an environmental emergency response. The Government issued a check on February 18, 2022 in the amount of \$750,000 from their Parishwide Drainage Maintenance fund and was subsequently reimbursed on February 28, 2022. Additionally, invoices submitted by the contractor and internal memorandums did not accurately identify the project and/or work being performed. As a result, other departmental approvers were unaware that the work performed was not related to drainage improvements.

### Recommendation

The Government should coordinate with their contractors to segregate in detail work performed on specific projects in order to ensure the costs are paid with the appropriate funding source.

### Current Status

The finding was not resolved and is repeated in the current year. This finding originally occurred under the previous Administration. This project was not handled under the supervision of Purchasing, and as a result, compliance with bid law could not be monitored and documented. The current Administration believes existing Purchasing policies and procedures are adequate to ensure compliance with all aspects of Public Bid Law and will not allow projects to be handled outside of Purchasing's oversight. Future projects will be carefully reviewed to ensure that the scope of the project complies with dedicated funding sources. This corrective measure was implemented before the completion of the audit, but will continue to be overseen by CFO Karen Fontenot.

## **2022-017 Louisiana Public Bid Law - Homewood/Ile des Cannes Detention Ponds**

### Condition

The Government did not have documentation within the contract file to indicate that an opinion of probable cost of the project was obtained from both the CMAR contractor and design professional for the sixty percent and ninety percent design benchmarks. The contract file did not contain documentation to indicate the final GMP upon completion of the final design. Additionally, the Government contracted with the CMAR contractor to undertake items of construction prior to the final design and agreement of a final GMP that may not fall within the category of benefiting the project. The Government executed a contract with a GMP on February 3, 2022 in the amount of \$4,000,000 that consisted of approximately \$1.7 million for mobilization of equipment and \$2.3 million for excavation and erosion control. The Government issued the following subsequent contract and GMP amendments: contract amendment with a total GMP of \$30,600,000 on March 23, 2022; contract amendment with a total GMP of \$38,000,004 on April 12, 2022; and a contract amendment with a total GMP of \$37,999,998 on July 1, 2022. Based on the documentation provided, it appears that significant costs were incurred by the CMAR contractor prior to the detention pond design completion.

### Recommendation

The Government should ensure their contract files contain documentation to reflect compliance with the Louisiana Revised Statutes relative to the CMAR project delivery. Documentation should include but not limited to opinions of probable cost when the final design is no

more than sixty and ninety percent complete, a final GMP before or upon final completion of the design, and justification for how incurring cost prior to the final design are a benefit of the project.

Current Status

The finding was resolved.

**2022-018 Leased Property Settlement**

Condition

The Government entered into a Joint Receipt and Release of All Claims agreement with leaseholders of farmland for property that was expropriated to construct a series of detention ponds for drainage and flood control. The settlement agreement was to release the Government for any current or future claims for items including but not limited to lost revenue, crop loss, and stubble loss. The City Combined Bond Construction fund was utilized to pay the agreed-upon amounts.

Recommendation

The Government should request an Attorney General Opinion that includes the language from the 1961 and 1985 City sales and use tax dedications to determine whether expenditures outside of the City limits are allowable and meet the intended purpose of the voters in the City of Lafayette.

Current Status

The finding was not resolved and is repeated in the current year. This finding originally occurred under the previous Administration. A preliminary review of the 1985 sales tax dedication gives some indication that these costs may be allowable under this tax. Both City sales tax dedications are under review by the City-Parish Attorney and other assigned legal counsel to establish what is reasonably allowable under each tax dedication. The Administration is also consulting with engineers in order to determine that these expropriations had a benefit to the City, which may comply with the 1985 sale tax dedication currently under review. Additionally, the Administration is actively in the process of dividing the Sales Tax Capital Improvements Fund into the 1961 Sales Tax Capital Improvements Fund and the 1985 Sales Tax Capital Improvements Fund. Existing and future projects will be carefully reviewed to ensure that they are budgeted in the proper capital improvements fund. This project is expected to be completed by October 31, 2024 and will be overseen by CFO Karen Fontenot.

**2022-019 Suspension of Utility Late Fees**

Condition

Lafayette Utilities System suspended late fee payment charges for the period of August 2022 through October 2022 due to customers experiencing higher than normal utility bills caused by higher temperatures, minimal rainfall, and natural gas supply and pricing volatility.

Recommendation

The Government should consider applicable State laws prior to enacting any suspension and/or forgiveness of any utility fees.

Current Status

The finding was resolved.

## **FINDINGS – FEDERAL AWARD PROGRAMS AUDIT**

Compliance Findings –

U.S. DEPARTMENT OF HOUSING AND URBAN DEVELOPMENT:

### **2022-020 Compliance with Federal Funding Accountability and Transparency Act**

CDBG – Entitlement Grants Cluster (14.218)  
B-19-MC-22-003

#### Condition

The Government, as a direct recipient of the Community Development Block Grants/Entitlement Grants, did not comply with the reporting requirements under the Federal Funding Accountability and Transparency Act. The Government did not report subaward data through FSRS.

#### Recommendation

Management should register with FSRS and report subaward data through FSRS to comply with the requirements of the Federal Funding Accountability and Transparency Act.

#### Current Status

The finding was resolved.

### **2022-021 Compliance with Financial and Performance Reporting**

CDBG – Entitlement Grants Cluster (14.218)  
B-16-MC-22-0003, B-17-MC-22-0003, B-18-MC-22-0003, B-19-MC-22-0003, B-20-MC-22-0003,  
B-21-MC-22-0003, B-22-MC-22-0003

#### Condition

Instance of Non-Compliance – While the CDBG Financial Summary Report (C04PR26) was submitted timely, the report included materially inaccurate information on line 30, Adjustment to Compute Total PS Obligations. The amount reported was overstated by \$48,812.

#### Recommendation

We recommend the Government review its procedures over reporting to ensure that all required reporting information is reviewed and reconciled for accuracy to the Government's financial records.

#### Current Status

The finding was resolved.

### **2022-022 Compliance with Allowable Activity and Allowable Cost**

CDBG – Entitlement Grants Cluster (14.218)



B-22-MC-22-0003

Condition

A sample of 30 disbursement transactions was selected for testing from a population of 475 transactions. The test found that 1 disbursement was for floor repairs to a home, in the amount of \$3,317, that had been rehabilitated by the Government in 2012 under a different grant. Based on the original contract between the Government and homeowner, the homeowner had a 1-year warranty from the date of acceptance to report faulty work. Repair work done in 2022 was identified by CDBG employees, because of faulty work. However, there was no documentation on the approval or supporting documentation. Based on the contract, the Government had no obligation for this repair. Our sample was a statistical sample.

Recommendation

The Government should review its internal control policies and procedures over allowable costs and activities to ensure payments meet both requirements before being approved as a charge to the grant.

Current Status

The finding was resolved.

U.S. DEPARTMENT OF TREASURY:

**2022-023 Compliance with Subrecipient Monitoring**

Emergency Rental Assistance Program (21.023)

Condition

During the current fiscal year, the Government performed one monitoring visit to each of the subrecipients. In this visit they tested 48 case files and reviewed them for compliance with record keeping and eligibility requirements. They identified 2 deficiencies in one of the subrecipients' case files. Which were corrected before they completed their visit. The other subrecipient had three deficiencies that were not corrected before the visit was completed. In addition, there was no follow-up by management on these deficiencies and as of 4/14/23, they have not performed a subsequent site visit.

Recommendation

We recommend the Government develop a formal policy in relation to subrecipient monitoring including the review procedures to be performed, the timing, frequency of the monitoring(s) and follow-up procedures. The Government should formally document their risk assessment of the subrecipient to support the nature, timing, and extent of testing of the subrecipient.

Current Status

The finding was resolved.

**2022-024 Compliance with Allowable Cost**

Fiscal year finding initially occurred: 2022

Coronavirus State and Local Fiscal Recovery Funds (21.027)

Condition

A sample of 14 disbursement transactions were selected for testing from a population of 33 transactions. The test found that 1 disbursement was for the purchase of property where the Government paid \$10,000 more than the appraisal. Our sample was a statistical sample.

Recommendation

The Government should determine the reason the policies and procedures were not adhered to and strengthen them so that they are effective going forward.

Current Status

The finding was resolved.

Internal Control Findings -

U.S. DEPARTMENT OF HOUSING AND URBAN DEVELOPMENT:

**2022-025 Compliance with Federal Funding Accountability and Transparency Act**

CDBG – Entitlement Grants Cluster (14.218)

B-19-MC-22-003

See Compliance Finding 2022-020.

**2022-026 Compliance with Financial and Performance Reporting**

Fiscal year finding initially occurred: 2021

CDBG – Entitlement Grants Cluster (14.218)

B-16-MC-22-0003, B-17-MC-22-0003, B-18-MC-22-0003, B-19-MC-22-0003, B-20-MC-22-0003, B-21-MC-22-0003, B-22-MC-22-0003

See Compliance Finding 2022-021.

**2022-027 Compliance with Allowable Activity and Allowable Cost**

Fiscal year finding initially occurred: 2022

CDBG – Entitlement Grants Cluster (14.218)

B-22-MC-22-0003

See Compliance Finding 2022-022.

U.S. DEPARTMENT OF TREASURY:

**2022-028 Compliance with Subrecipient Monitoring**

Fiscal year finding initially occurred: 2021

Emergency Rental Assistance Program (21.023)

See Compliance Finding 2022-023.

**2022-029 Compliance with Allowable Cost**

Fiscal year finding initially occurred: 2022

Coronavirus State and Local Fiscal Recovery Funds (21.027)

See Compliance Finding 2022-024.

Sincerely,



Karen V. Fontenot, CPA  
Chief Financial Officer