

FY2024-2025

ADOPTED OPERATING & FIVE-YEAR CAPITAL IMPROVEMENT

BUDGET

The consolidated government of the City of Lafayette and the Parish of Lafayette, Louisiana



Photos by LafayetteTravel.com





MAYOR-PRESIDENT

HONORABLE MONIQUE B. BOULET

CITY COUNCIL AND PARISH COUNCIL

LAFAYETTE CITY COUNCIL

LIZ W. HEBERT	CITY DISTRICT 3	CITY COUNCIL CHAIR
KENNETH P. BOUDREAUX	CITY DISTRICT 5	CITY COUNCIL VICE-CHAIR
ELROY BROUSSARD	CITY DISTRICT 1	
ANDY NAQUIN	CITY DISTRICT 2	
THOMAS HOOKS	CITY DISTRICT 4	

LAFAYETTE PARISH COUNCIL

BRYAN TABOR	PARISH DISTRICT 1	PARISH COUNCIL CHAIR
ABRAHAM "AB" RUBIN JR.	PARISH DISTRICT 5	PARISH COUNCIL VICE-CHAIR
DONALD E. RICHARD	PARISH DISTRICT 2	
KENNETH "KEN" STANSBURY	PARISH DISTRICT 3	
JOHN J. GUILBEAU	PARISH DISTRICT 4	

**FY 2024-2025 ADOPTED OPERATING AND FIVE-YEAR CAPITAL IMPROVEMENT
BUDGET OF THE CITY-PARISH CONSOLIDATED GOVERNMENT OF**

LAFAYETTE, LOUISIANA

Prepared By: Office of Finance & Management
Karen V. Fontenot, CPA, Chief Financial Officer





Government Finance Officers Association of the United States and Canada (GFOA) presented a Distinguished Budget Presentation Award to **Lafayette City-Parish Consolidated Government, Louisiana** for its Annual Budget for the fiscal year beginning **November 1, 2023**. In order to receive this award, a governmental unit must publish a budget document that meets program criteria as a policy document, as a financial plan, as an operations guide, and as a communications device.

This award is valid for a period of one year only. We believe our current budget continues to conform to program requirements, and we are submitting it to GFOA to determine its eligibility for another award.



GOVERNMENT FINANCE OFFICERS ASSOCIATION

*Distinguished
Budget Presentation
Award*

PRESENTED TO

**Lafayette Consolidated Government
Louisiana**

For the Fiscal Year Beginning

November 01, 2023

Christopher P. Morrill

Executive Director



**LAFAYETTE CONSOLIDATED GOVERNMENT
ADOPTED OPERATING AND CAPITAL BUDGET
FOR FISCAL YEAR 2024 – 2025**

TABLE OF CONTENTS

TITLE PAGE	3
GFOA BUDGET AWARD	5
TABLE OF CONTENTS	7
INTRODUCTION	15
MAYOR-PRESIDENT’S MESSAGE	37
TRANSMITTAL LETTER	39
PROPOSED BUDGET MESSAGE	41
CHIEF FINANCIAL OFFICER’S PROPOSED BUDGET DISCUSSION	45
BUDGET OVERVIEW & HIGHLIGHTS	55
BUDGET CHARTS & GRAPHS	
CONSOLIDATED REVENUES	57
CONSOLIDATED EXPENDITURES & RESERVES	57
NON – UTILITIES REVENUES & EXPENDITURES	58
CITY GENERAL FUND REVENUES & EXPENDITURES	59
PARISH GENERAL FUND REVENUES & EXPENDITURES	60
USE OF CITY & PARISH SALES TAX REVENUE	61
PROPERTY TAX REVENUE HISTORY	62
SALES TAX REVENUE HISTORY	62
IN LIEU OF TAX-UTILITIES SYSTEM REVENUE	63
CHARGES FOR SERVICES REVENUE HISTORY	63
UTILITIES SYSTEM REVENUE HISTORY	64
COMMUNICATIONS SYSTEM REVENUE HISTORY	64
AUTHORIZED PERSONNEL STRENGTH HISTORY	65
POPULATION HISTORY	65
ORGANIZATIONAL CHART WITH PERSONNEL STRENGTH	66
BUDGET SUMMARY SCHEDULES	
PERSONNEL STRENGTH RECAP	67
SUMMARY OF REVENUES BY FUND	68
PROPERTY TAX SUMMARY	70
SUMMARY OF REVENUES BY SOURCE	71
SUMMARY OF EXPENDITURES & RESERVES BY DEPARTMENT	72
SUMMARY OF FINANCIAL SOURCES AND USES – ALL FUNDS	73
MAJOR FUND PRO FORMAS	
CITY OF LAFAYETTE GENERAL FUND PRO FORMA	75
PARISH OF LAFAYETTE GENERAL FUND PRO FORMA	76
CITY OF LAFAYETTE 1961 SALES TAX CAPITAL FUND 461 PRO FORMA	77
CITY OF LAFAYETTE 1985 SALES TAX CAPITAL FUND 485 PRO FORMA	78
CITY OF LAFAYETTE UTILITIES SYSTEM PRO FORMA	79
CITY OF LAFAYETTE COMMUNICATIONS SYSTEM PRO FORMA	80

**LAFAYETTE CONSOLIDATED GOVERNMENT
ADOPTED OPERATING AND CAPITAL BUDGET
FOR FISCAL YEAR 2024 - 2025**

TABLE OF CONTENTS (CONTINUED)

ESTIMATED FUND BALANCES & CITY/PARISH ALLOCATION SUMMARY	
ESTIMATED BEGINNING & ENDING FUND BALANCES – GOVERNMENTAL FUNDS	81
ESTIMATED BEGINNING & ENDING FUND BALANCES – ENTERPRISE FUNDS	83
ESTIMATED BEGINNING & ENDING FUND BALANCES – INTERNAL SERVICE FUNDS	83
ALLOCATION SCHEDULE SUMMARY	84
SCHEDULE OF REVENUES BY SOURCE	87
REVENUES BY SOURCE (ALL FUNDS)	89
SCHEDULE OF REVENUES BY FUND	103
REVENUES BY FUND	105
ELECTED OFFICIALS LEGISLATIVE/JUDICIAL/OTHER	129
RECAP – EO – LEGISLATIVE/JUDICIAL/OTHER APPROPRIATIONS	131
LEGISLATIVE – COUNCIL OFFICE - ADMIN	132
LEGISLATIVE – COUNCIL OFFICE - CITY	134
LEGISLATIVE – COUNCIL OFFICE - PARISH	135
JUDICIAL – JUSTICES OF PEACE AND CONSTABLES	136
JUDICIAL – CITY COURT	136
JUDICIAL – CITY COURT - A	137
JUDICIAL – CITY COURT - B	137
JUDICIAL – CITY MARSHAL	138
JUDICIAL – DISTRICT COURT – JUDGES	138
JUDICIAL – DISTRICT COURT – JUDGES – COURTHOUSE SECURITY	139
JUDICIAL – DISTRICT ATTORNEY	139
JUDICIAL – DISTRICT ATTORNEY – CRIMINAL NON – SUPPORT	139
OTHERS – REGISTRAR OF VOTERS	140
OTHERS – ADULT CORRECTIONAL CENTER – OPERATIONS	140
OTHERS – CORONER OFFICE	141
OTHERS – CORONER OFFICE – SANE	141
ELECTED OFFICIALS EXECUTIVE	143
RECAP – EO – EXECUTIVE APPROPRIATIONS	145
EXECUTIVE – MAYOR-PRESIDENT’S OFFICE	146
EXECUTIVE – PO – CULTURAL ECONOMY	146
EXECUTIVE – MP – OHSEP	147
EXECUTIVE – MP – CRIMINAL JUSTICE COMM	147
EXECUTIVE – CAO – ADMINISTRATION	147
EXECUTIVE – CAO – INTERNATIONAL TRADE	148
EXECUTIVE – CAO – ANIMAL SHELTER & CARE CENTER	149
EXECUTIVE – CAO – JUVENILE DETENTION	150
EXECUTIVE – CAO – JUVENILE DETENTION – KITCHEN	151
EXECUTIVE – CAO – HUMAN RESOURCES	152
EXECUTIVE – CAO – MAILROOM	152
EXECUTIVE – CAO – 311 C/P COMMUNICATION SERVICES	153
ELECTED OFFICIALS LEGAL	155

**LAFAYETTE CONSOLIDATED GOVERNMENT
ADOPTED OPERATING AND CAPITAL BUDGET
FOR FISCAL YEAR 2024 - 2025**

TABLE OF CONTENTS (CONTINUED)

RECAP – EO – LEGAL APPROPRIATIONS	157
LEGAL	158
LEGAL – CITY PROSECUTOR	158
OFFICE OF FINANCE AND MANAGEMENT	161
DEPARTMENTAL 10 YEAR APPROPRIATION HISTORY GRAPH	163
RECAP – DEPARTMENTAL APPROPRIATIONS	165
CHIEF FINANCIAL OFFICER	166
ACCOUNTING	166
BUDGET MANAGEMENT	167
PURCHASING AND PROPERTY MANAGEMENT	167
GENERAL ACCOUNTS	168
GENERAL ACCOUNTS – OTHER	175
RISK MANAGEMENT AND GROUP INSURANCE	176
DEPARTMENT OF INNOVATION & TECHNOLOGY	179
DEPARTMENTAL 10 YEAR APPROPRIATION HISTORY GRAPH	181
RECAP – DEPARTMENTAL APPROPRIATIONS	183
RECORDS MANAGEMENT	184
CHIEF INNOVATION OFFICER	184
POLICE DEPARTMENT	187
DEPARTMENTAL 10 YEAR APPROPRIATION HISTORY GRAPH	189
RECAP – DEPARTMENTAL APPROPRIATIONS	191
ADMINISTRATION	192
PATROL	193
SERVICES	194
CRIMINAL INVESTIGATION	195
FIRE DEPARTMENT	197
DEPARTMENTAL 10 YEAR APPROPRIATION HISTORY GRAPH	199
RECAP – DEPARTMENTAL APPROPRIATIONS	201
ADMINISTRATION	202
EMERGENCY OPERATIONS	202
EMERGENCY OPERATIONS – HAZMAT	203
TECHNICAL OPERATIONS – COMMUNICATIONS	204
TECHNICAL OPERATIONS – FIRE PREVENTION	204
TECHNICAL OPERATIONS – TRAINING	205
PARISHWIDE FIRE PROTECTION	206
PUBLIC WORKS DEPARTMENT	209
DEPARTMENTAL 10 YEAR APPROPRIATION HISTORY GRAPH	211
RECAP – DEPARTMENTAL APPROPRIATIONS	213
DIRECTOR’S OFFICE	214
DIRECTOR’S OFFICE – CITY	214
CAPITAL IMPROVEMENTS – PROJECTS	214

**LAFAYETTE CONSOLIDATED GOVERNMENT
ADOPTED OPERATING AND CAPITAL BUDGET
FOR FISCAL YEAR 2024 - 2025**

TABLE OF CONTENTS (CONTINUED)

CAPITAL IMPROVEMENTS – PROJECTS – CITY	215
CAPITAL IMPROVEMENTS – ENGINEERING, DESIGN AND DEVELOPMENT	216
CAPITAL IMPROVEMENTS – RIGHT OF WAY	217
CAPITAL IMPROVEMENTS – ESTIMATES AND ADMINISTRATION	217
CAPITAL IMPROVEMENTS – PROJECT CONTROL	218
FACILITY MAINTENANCE – ADMINISTRATION	219
FACILITY MAINTENANCE – BUILDING MAINTENANCE	220
FACILITY MAINTENANCE – CITY HALL MAINTENANCE	221
FACILITY MAINTENANCE – ROSA PARKS TRANSPORTATION CENTER	221
FACILITY MAINTENANCE – COURTHOUSE COMPLEX MAINTENANCE	222
FACILITY MAINTENANCE – ADULT CORRECTIONAL CENTER BUILDING MAINTENANCE	222
FACILITY MAINTENANCE – WAR MEMORIAL BUILDING MAINTENANCE	223
FACILITY MAINTENANCE – CLIFTON CHENIER CENTER MAINTENANCE	223
VEHICLE MAINTENANCE – ADMINISTRATION	223
VEHICLE MAINTENANCE – MECHANICAL REPAIR SHOP	224
VEHICLE MAINTENANCE – SERVICE STATION	224
VEHICLE MAINTENANCE – PARTS AND SUPPLIES	225
CNG STATION – FAST FILL STATION	225
ENVIRONMENTAL QUALITY – MOSQUITO CONTROL	226
ENVIRONMENTAL QUALITY – ADMINISTRATION	226
ENVIRONMENTAL QUALITY – CODE ENFORCEMENT	226
ENVIRONMENTAL QUALITY – REGULATORY COMPLIANCE	227
ENVIRONMENTAL QUALITY – SOLID WASTE – RECYCLING	228
ENVIRONMENTAL QUALITY – SOLID WASTE – COMPOSTING	228
ENVIRONMENTAL QUALITY – ADJUDICATION BUREAU	229
DRAINAGE DEPARTMENT	231
DEPARTMENTAL 10 YEAR APPROPRIATION HISTORY GRAPH	233
RECAP – DEPARTMENTAL APPROPRIATIONS	235
DIRECTOR’S OFFICE	236
OPERATIONS – ADMINISTRATION	236
OPERATIONS – DRAINAGE	236
OPERATIONS – ADMINISTRATION - CITY	237
OPERATIONS – DRAINAGE – CITY	238
OPERATIONS – ENGINEERING – CITY	239
TRAFFIC, ROADS & BRIDGES DEPARTMENT	241
DEPARTMENTAL 10 YEAR APPROPRIATION HISTORY GRAPH	243
RECAP – DEPARTMENTAL APPROPRIATIONS	245
SMALL BUSINESS SUPPORT SERVICES	246
DIRECTOR’S OFFICE	246
OPERATIONS – ROADS/BRIDGES	246
OPERATIONS – DOWNTOWN WORK CREW	247
OPERATIONS – ROADS/BRIDGES - CITY	247
TRAFFIC ENGINEERING DEVELOPMENT	248
TRAFFIC ENGINEERING MAINTENANCE	250
TRAFFIC SIGNALS MAINTENANCE	251
TRANSIT OPERATIONS	251

**LAFAYETTE CONSOLIDATED GOVERNMENT
ADOPTED OPERATING AND CAPITAL BUDGET
FOR FISCAL YEAR 2024 - 2025**

TABLE OF CONTENTS (CONTINUED)

PARKING PROGRAM	253
PARKS ARTS RECREATION AND CULTURE	255
DEPARTMENTAL 10 YEAR APPROPRIATION HISTORY GRAPH	257
RECAP – DEPARTMENTAL APPROPRIATIONS	259
DIRECTOR’S OFFICE	260
OPERATIONS AND MAINTENANCE	260
ATHLETIC PROGRAMS	261
ATHLETIC PROGRAMS – SWIMMING	262
ATHLETIC PROGRAMS – TENNIS	263
ATHLETIC PROGRAMS – THERAPEUTIC RECREATION	263
CENTERS AND OTHER PROGRAMS	264
HUMAN SERVICES – SENIOR CENTER	265
ARTS AND CULTURE – ADMINISTRATION	265
ARTS AND CULTURE – HEYMANN PERFORMING ARTS CENTER - COMMISSION	266
ARTS AND CULTURE – LAFAYETTE SCIENCE MUSEUM	267
ARTS AND CULTURE – NATURE STATION	267
ARTS AND CULTURE – MAINTENANCE	268
JAY & LIONEL HEBERT MUNICIPAL GOLF COURSE	269
VIEUX CHENES GOLF COURSE	270
WETLANDS GOLF COURSE	271
COMMUNITY DEVELOPMENT AND PLANNING	273
DEPARTMENTAL 10 YEAR APPROPRIATION HISTORY GRAPH	275
RECAP – DEPARTMENTAL APPROPRIATIONS	277
PLANNING	278
DEVELOPMENT	279
CODES	280
COMPLIANCE	281
ALCOHOL AND NOISE CONTROL	281
PERMITTING	282
EXTERNAL GRANTS	283
HOUSING – REHAB	283
HOUSING – DEMOLITION	284
HOUSING – RELOCATION	284
HOUSING – EXTERNAL HOUSING ACTIVITY	284
HOUSING – URBAN INFILL PROGRAM	284
STATE/FEDERAL PROGRAMS – CONTINGENCY/LOCAL OPTIONS	285
STATE/FEDERAL PROGRAMS – NEIGHBORHOOD PRIDE PROGRAM	285
STATE/FEDERAL PROGRAMS – SUBRECIPIENT FUND	285
GOVERNMENT AND BUSINESS RELATIONS – PLANNING	285
GRANTS ADMINISTRATION	286
WIOA PROGRAM – TRAINING	288
HUMAN SERVICES – COUNSELING SERVICES	288
DIRECTOR’S OFFICE	289
DIRECTOR’S OFFICE – ADJUDICATION BUREAU	290
OTHER BUDGETARY UNITS	291

**LAFAYETTE CONSOLIDATED GOVERNMENT
ADOPTED OPERATING AND CAPITAL BUDGET
FOR FISCAL YEAR 2024 - 2025**

TABLE OF CONTENTS (CONTINUED)

RECAP – DEPARTMENTAL APPROPRIATIONS	293
MUNICIPAL CIVIL SERVICE	294
POLICE AND FIRE CIVIL SERVICE	294
HEALTH UNIT	294
LA COOP EXTENSION SERVICE	295
LIBRARY	295
UTILITIES DEPARTMENT	297
REVENUES AND APPROPRIATIONS GRAPHS	299
DEPARTMENTAL 10 YEAR APPROPRIATION HISTORY GRAPH	300
KWH SALES HISTORY GRAPH	301
CITY OF LAFAYETTE UTILITIES SYSTEM PRO FORMA	302
RECAP – DEPARTMENTAL APPROPRIATIONS	303
DIRECTOR’S OFFICE	304
GENERAL ACCOUNTS	304
SUPPORT SERVICES – ADMINISTRATION AND SUPPORT	305
SUPPORT SERVICES – SAFETY & EMPLOYEE DEVELOPMENT	306
SUPPORT SERVICES – METER SERVICES	306
SUPPORT SERVICES – UTILITY CONSERVATION	307
CUSTOMER SERVICE	307
ENVIRONMENTAL COMPLIANCE	308
POWER PRODUCTION	308
ELECTRIC OPERATIONS – ADMINISTRATION AND MANAGEMENT	309
ELECTRIC OPERATIONS – TRANSMISSION AND DISTRIBUTION	310
ELECTRIC OPERATIONS – ENERGY CONTROL	310
ELECTRIC OPERATIONS – SUBSTATION AND COMMUNICATION	311
ELECTRIC OPERATIONS – FACILITIES MANAGEMENT	312
ELECTRIC OPERATIONS – DISTRIBUTION TRANSFORMERS	312
ELECTRIC OPERATIONS – ELECTRIC METERS	313
WATER OPERATIONS – PRODUCTION/ADMINISTRATION	313
WATER OPERATIONS – DISTRIBUTION	314
WASTEWATER OPERATIONS – TREATMENT/ADMINISTRATION	315
WASTEWATER OPERATIONS – COLLECTION	316
ENGINEERING – CIVIL	316
ENGINEERING – ADMINISTRATION	317
ENGINEERING – UTILITIES DISTRIBUTION	317
ENGINEERING – ELECTRIC SYSTEM CONSTRUCTION	318
ENGINEERING – ENVIRONMENTAL COMPLIANCE	318
ENGINEERING – NETWORK ENGINEERING	319
CAPITAL APPROPRIATIONS	319
COMMUNICATIONS SYSTEM	321
DEPARTMENTAL 10 YEAR APPROPRIATION HISTORY GRAPH	323
CITY OF LAFAYETTE COMMUNICATIONS SYSTEM PRO FORMA	324
RECAP – DEPARTMENTAL APPROPRIATIONS	325
ADMINISTRATION AND SUPPORT	326
GENERAL ACCOUNTS	326
OPERATIONS	327
WAREHOUSE	327

**LAFAYETTE CONSOLIDATED GOVERNMENT
ADOPTED OPERATING AND CAPITAL BUDGET
FOR FISCAL YEAR 2024 - 2025**

TABLE OF CONTENTS (CONTINUED)

BUSINESS SUPPORT SERVICES	328
CUSTOMER SERVICE	328
ENGINEERING	329
CAPITAL APPROPRIATION	329
GENERAL BONDED INDEBTEDNESS	331
SCHEDULE OF DEBT AUTHORIZED AND UNISSUED	333
SUMMARY OF DEBT SERVICE SCHEDULES	333
PARISH GENERAL OBLIGATION BONDS	334
CERTIFICATES OF INDEBTEDNESS	335
CITY SALES TAX REVENUE BONDS	336
TAXABLE BONDS-CITY	339
UTILITIES REVENUE BONDS	340
COMMUNICATIONS SYSTEM REVENUE BONDS	341
CALCULATION OF LEGAL GENERAL OBLIGATION DEBT MARGIN	342
CITY OF LAFAYETTE BOND ANALYSIS	343
FIVE-YEAR CAPITAL IMPROVEMENT PROGRAM (CIP)	345
FIVE-YEAR CAPITAL IMPROVEMENT PROGRAM (ENTITY-WIDE) SUMMARY.....	347
FIVE-YEAR CAPITAL IMPROVEMENT PROGRAM (NON-UTILITIES).....	349
FIVE – YEAR CAPITAL IMPROVEMENT PROGRAM (NON-UTILITIES) SUMMARY	350
ESTIMATED OPERATION AND MAINT COST OF FIVE-YEAR CAPITAL (NON-UTILITIES) IMPROVEMENTS.....	352
PARISH OF LAFAYETTE FIVE-YEAR CAPITAL IMPROVEMENT PROGRAM.....	353
LAFAYETTE PARISH PUBLIC LIBRARY FIVE-YEAR CAPITAL IMPROVEMENT PROGRAM.....	355
CITY & PARISH JOINT (NON-UTILITIES) FIVE-YEAR CAPITAL IMPROVEMENT PROGRAM.....	356
CITY OF LAFAYETTE (NON-UTILITIES) FIVE-YEAR CAPITAL IMPROVEMENT PROGRAM SUMMARY.....	357
ESTIMATED OPERATION AND MAINT COST OF CITY OF LAFAYETTE (NON-UTILITIES) IMPROVEMENTS.....	358
CITY OF LAFAYETTE BOND ANALYSIS.....	359
CITY OF LAFAYETTE PROJECT DETAIL.....	360
FIVE-YEAR CAPITAL IMPROVEMENT PROGRAM (UTILITIES).....	365
UTILITIES SYSTEM – COMBINED SUMMARY – RETAINED EARNINGS & BOND CAPITAL	366
UTILITIES SYSTEM – ESTIMATED OPERATION AND MAINTENANCE EXPENSES.....	366
UTILITIES SYSTEM – PROJECT DETAIL.....	367
FIVE-YEAR CAPITAL IMPROVEMENT PROGRAM (COMMUNICATIONS SYSTEM).....	373
COMMUNICATIONS SYSTEM – PROJECT DETAIL.....	374
CAPITAL APPROPRIATIONS	377
ELECTED OFFICIALS LEGISLATIVE/JUDICIAL/OTHER	379
ELECTED OFFICIALS EXECUTIVE	380
FINANCE AND MANAGEMENT	381
INNOVATION & TECHNOLOGY	382
POLICE DEPARTMENT	382
FIRE DEPARTMENT	384
PUBLIC WORKS	386
DRAINAGE	390
TRAFFIC, ROADS & BRIDGES	391
PARKS ARTS RECREATION CULTURE	394
COMMUNITY DEVELOPMENT & PLANNING	396

**LAFAYETTE CONSOLIDATED GOVERNMENT
ADOPTED OPERATING AND CAPITAL BUDGET
FOR FISCAL YEAR 2024 - 2025**

TABLE OF CONTENTS (CONTINUED)

UTILITIES	398
COMMUNICATIONS SYSTEM	403
MANNING TABLES	405
ELECTED OFFICIALS LEGISLATIVE/JUDICIAL/OTHER	407
ELECTED OFFICIALS EXECUTIVE	408
LEGAL DEPARTMENT	410
FINANCE AND MANAGEMENT	411
INNOVATION & TECHNOLOGY	412
POLICE DEPARTMENT	412
FIRE DEPARTMENT	413
PUBLIC WORKS	414
DRAINAGE	416
TRAFFIC, ROADS & BRIDGES	417
PARKS ARTS RECREATION CULTURE	418
COMMUNITY DEVELOPMENT & PLANNING	420
OTHER – MUNICIPAL CIVIL SERVICE	422
OTHER – POLICE AND FIRE CIVIL SERVICE	422
OTHER – HEALTH UNIT	422
OTHER – LIBRARY	422
UTILITIES	423
COMMUNICATIONS SYSTEM	427
GLOSSARY	431
GLOSSARY	433
ABBREVIATIONS & ACRONYMS.....	439
APPENDIX	443
BUDGET ORDINANCES.....	445
STATISTICAL TABLES	455

INTRODUCTION

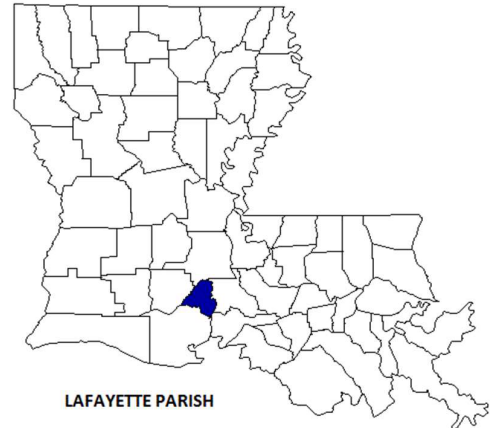




INTRODUCTION

This introduction and guide is designed to assist the reader in gaining an overview of Lafayette as well as aid in the use and comprehension of Lafayette Consolidated Government's (LCG) Operating and Five-Year Capital Improvement Budget Document.

The City of Lafayette, Louisiana is the parish seat of the Parish of Lafayette. The July 2023 estimated population of the City is 135,263 and the Parish is 247,107. The region was settled in 1763 by exiled Acadians from Nova Scotia (commonly called Cajuns). The Parish was created on January 17, 1823 and covers a total of 277 square miles. The City of Lafayette was originally founded as Vermilionville in 1821 and later renamed Lafayette in 1884. The City was incorporated in 1914. The Parish is located in the heart of Acadiana, an eight-parish area in the center of southern Louisiana between New Orleans and Houston. French, Creole, and Acadian culture, handwork and traditions are very much in evidence in and around the region and both French and English languages are still spoken. An estimated 11.5% of the Parish population speaks both French and English.



Given the Parish's central location in the Acadiana region, Lafayette is a hub for tourism. It boasts a vibrant music scene with world acclaimed music festivals such as Festival International De Louisiane and Festival Acadiens Et Creoles. In the spring and fall, free concerts through the Downtown Alive! Series are held downtown every Friday. The unique blend of Cajun and Creole cultures give rise to many diverse culinary opportunities. Attractions such as museums, art galleries, Acadian Village, and Vermilionville are within a short drive from the City's center. Lafayette is also truly part of Louisiana's Sportman's Paradise with easy access to golfing, fishing, hunting, water sports, and camping throughout the Parish.

The business base of the Parish includes energy services, manufacturing, health care, transportation and distribution, education, technology, finance, tourism, and other service-related industries. The population in Lafayette's trade market is over 600,000 with over a million tourists visiting the area each year. More than twenty percent of the dollars spent in the Parish come from visitors outside the Parish borders. The Lafayette Parish School System includes 45 schools, 25 elementary schools, 12 middle schools, and 8 high schools. Included in the system are 5 schools of choice, 6 high school academies, foreign language immersion curriculums, and gifted and talented programs. Lafayette is also home to the University of Louisiana at Lafayette (UL Lafayette), which is part of the University of Louisiana System. UL Lafayette offers bachelors, masters, and doctoral degrees in curriculums ranging from the humanities to hard sciences. It is one of the top-ranked universities in the south.

Prior to January 2020, the governing authority of LCG was the Lafayette City-Parish Council consisting of nine members elected from nine single member districts. By a general vote of Lafayette citizens, effective January 6, 2020, this Council was replaced by two separate councils consisting of five members each. The Lafayette City Council serves as the governing authority for the City of Lafayette. The Lafayette Parish Council serves as the governing authority for the Parish of Lafayette. The City Council and Parish Council, jointly, serve as the governing authority for Lafayette City-Parish Government. The LCG chief executive is the Mayor-President. LCG's governance structure is by home rule charter which, in its current form, was voted on by the citizenry in 1992. Although the governments were consolidated in 1996, the Home Rule Charter states that "The City of Lafayette shall continue to exist as a legal entity... and shall

exercise all powers granted by general state law and the state constitution for municipalities of the same population class.” Tax rates vary between the various municipalities and the unincorporated areas; therefore, after consolidating administration and operations of the two governments, LCG continues to maintain separate accounts for the City of Lafayette and Parish funds.

MISSION STATEMENT

The mission of LCG is to enhance the quality of life of our community by providing high-quality; cost-effective services that meet the needs and expectations of the public. The proposed budget is presented with this mission in mind and with the following goals.

GOALS

- To create responsible, accessible, and responsive government that has sound financial and administrative practices.
- To build a diverse economy with the ability to maintain during economic changes.
- To promote a city that is safe, environmentally conscious, and provides cultural and artistic enjoyments.
- To establish a well-maintained and future-oriented infrastructure with emphasis on convenient and efficient transportation movement.
- To establish predictable, compatible land uses through zoning and comprehensive planning.
- To enhance community-oriented programs such as parks and recreation and community development which provide an array of services for all citizens.

MAJOR INITIATIVES

Mayor-President Monique B. Boulet’s administration has prioritized several key initiatives to enhance city governance and re-establish public transparency throughout the process. This commitment to rebuild trust in local government and ensure that every decision made reflects the best interest of citizens throughout Lafayette Parish is evident in the establishment of major initiatives of Mayor-President Boulet’s administration. These major initiatives include: implementing efficiencies in public safety services; making strategic infrastructure investments for long-term growth; and modernizing high-quality governmental services for quality-of-life improvements. These measures aim to streamline operations, establish processes for accountability, and lay a foundation for stability, sustainable growth, and prosperity in Lafayette Parish.

- **Public Safety** – Effective partnerships between law enforcement and community stakeholders are essential to public safety, and it is important that government agencies and private citizens all embrace public safety as a shared responsibility. The Boulet administration aims to provide innovative and creative resources that help law enforcement engage community leaders, build lasting partnerships, and improve the health of our communities. Having well-supplied and well-funded police and fire departments is essential to the protection of life and property throughout our community. Furthermore, updating and re-establishing full-time emergency management operations at the Parish level will allow Lafayette to better manage preparation, response, and ultimately recovery from disasters. Mayor-President Boulet and the Lafayette Parish Sheriff are also working to bridge all agencies involved in the criminal justice process with the Criminal Justice

Coordinating Committee meeting, which currently gathers quarterly. Working together as a community, public safety is a priority for all.

- **Infrastructure** – When taxpayer money is spent, there is an inherent obligation to invest in projects that drive community related results. It is government’s responsibility to ensure that proper technical vetting and legal processes for all major investments have been followed. The Boulet administration will continue to maintain and develop critical infrastructure while prioritizing transformative infrastructure investments to propel the successes of the City and Parish. Specific revitalization projects include but are not limited to the University Corridor, Louisiana Avenue Extension, Johnston Street Revitalization, and I-49 Connector. These projects in addition to strategic utility and fiber expansions, will improve traffic flow, enhance streetscapes and gateways, and increase connectivity across our region. Community input and engagement will remain a core tenant in bringing these projects to life. Featuring intentional placemaking and accessible, multi-use sidewalks, these revitalization initiatives are critical investments that will boost commerce, improve property values and ensure healthy growth for today and for generations to come.
- **Quality of Life and Culture** – Through policies that prioritize sustainable development that supports a healthy environment and preservation of our rich cultural heritage, Lafayette Consolidated Government under the Boulet administration, aims to create environments where our families and our citizens can thrive economically, physically, socially, and culturally. These efforts are pivotal in fostering a vibrant and inclusive society for future generations to enjoy. In 2024, park improvements at Brown Park, Thomas Park, and Moore Park are scheduled to be completed, impacting nearby residents and visitors alike. These greenspaces in particular will spark interest from regional and national sporting tournaments and thus economic boosts for local hotels, restaurants, and stores while also maintaining the integrity of and access to neighborhoods in which they serve. Enhancements to our connectivity and walkability and continued celebration of Lafayette’s rich French and Creole culture will also help to cement Lafayette as not only a “Top Place to Travel” (*TravelLemming.com*) but also a destination for growing businesses like Buc-ees to plant new roots and encourage continued economic growth and development. Most importantly, this administration wants to have a quality of life our children can raise their families in, while also having interesting careers opportunities. That same quality of life attracts our growing number of boomerangs who move home bringing invaluable knowledge and talents they have learned in other parts of world, enhancing our rich culture and strengthening the basic fabric of who we are.

STRATEGIC PLANNING

PlanLafayette

A Comprehensive Plan, PlanLafayette, (https://www.lafayettela.gov/docs/default-source/d-p-documents/planlaf-2015-amended-dec2021.pdf?sfvrsn=e8d9de87_2) is a long-range plan or “guidebook” for a community’s growth, development and redevelopment. It is a vision for the future that plans for a twenty-year time period, based on local conditions, values and aspirations. It is called comprehensive because it coordinates the efforts of many different aspects of a community, such as land use, transportation, and economic development.

PlanLafayette 2035 was adopted by the Lafayette City-Parish Planning Commission on June 10, 2014. The Lafayette City-Parish Council endorsed PlanLafayette by resolution on Tuesday, July 1, 2014.

The plan is a living document that will always be amended to reflect changes in the community. A major amendment is to occur every five years. Staff has prepared Annual Reports to the Planning Commission to keep the commission up to date on implementation.

Downtown Action Plan

Downtown Lafayette is the heart of the Acadiana region. This Downtown Action Plan (“Plan”) (https://www.lafayettela.gov/docs/default-source/d-p-documents/downtown-action-plan.pdf?sfvrsn=ae8c949b_2) provides a vision for how we can leverage this important asset for the benefit of the entire region. The plan replaces the 1989 Growth Management Program and serves as a regional economic development tool.

Planning and Zoning Commissions

The LCG charter requires the capital improvement budget proposed by the administration be submitted to the City and Parish Planning and Zoning Commissions (Commissions) prior to submission of the budget to the Councils. The Commissions review the capital improvement budget for conformance to the master plan.

Future Plans

Looking to our future is critical in how we spend our money. Lafayette Parish is a small geographical parish with ongoing growth and high demand for more housing stock. This administration will work with its citizens to set goals of what we want Lafayette to look like in 10 or 20 years. The rural areas of Lafayette are faced with new development challenges every day. What used to be quiet country roads are no longer quiet. The unincorporated areas have limited resources and new short- and long-term challenges. We will set a path forward together.

The oldest parts of the City of Lafayette are in dire need of revitalization. We are challenged to look at our “old house” and map out a plan of new energy and revitalization from the Acadiana Mall to the Northgate Mall. This will take our whole community to accomplish but our government can start by addressing utility lines, connectivity and blight. Engaging in revitalization with long term economic development and stability in mind is our goal. As the University Avenue Gateway and Corridor goes through its own transformation, and we begin to focus on Johnston Street with critical action, revitalization efforts take root and new energy will spread. This is an exciting time for Lafayette’s future.

FINANCIAL POLICIES

Fund/Department Structure

The Annual Operating and Five-Year Capital Improvement Budget of Lafayette Consolidated Government includes various funds that are budgeted and accounted for separately. Categorized into Governmental and Proprietary, the funds are as follows:

Governmental Funds are used to account for most tax-supported activities.

The City General Fund and Parish General Fund are the government’s primary operating funds. These funds account for all financial resources except those required to be accounted for in other funds.

Special Revenue Funds are used to account for and report the proceeds of specific revenue sources that are legally restricted or committed to expenditure for specific purposes (other than debt service or capital projects). The term

“proceeds of specific revenue sources” indicates that one or more specific restricted or committed revenues should be the foundation for a special revenue fund. Those specific restricted or committed revenues may be initially received in another fund and subsequently distributed to a special revenue fund. Those amounts should be recognized not in the fund initially receiving them but rather in the special revenue fund in which they will be expended in accordance with specified purposes. Special revenue funds should not be used to account for resources held in trust for individuals, private organizations, or other governments.

The restricted or committed proceeds of specific revenue sources should be expected to continue to comprise a substantial portion of the inflows reported in the fund. Other resources (investment earnings and transfers from other funds, for example) also may be reported in the fund if those resources are restricted, committed, or assigned to the specific purpose of the fund.

Debt Service Funds are used to account for and report financial resources that are restricted, committed, or assigned to expenditure for principal and interest. Debt service funds should be used to report resources if legally mandated. Financial resources that are being accumulated for principal and interest maturing in future years also should be reported in debt service funds.

Capital Projects Funds are used to account for and report financial resources that are restricted, committed, or assigned to expenditure for major capital outlays, including the acquisition or construction of capital facilities and other capital assets. Capital projects funds exclude those types of capital-related outflows financed by proprietary funds or for assets that will be held in trust for individuals, private organizations, or other governments.

Proprietary Funds are used to account for the City-Parish business-type activities.

Enterprise Funds may be used to report any activity for which a fee is charged to external users for goods and services. Generally Accepted Accounting Principles require the use of an enterprise fund for any activity whose principal external revenue sources (1) are used for debt backed solely by fees and charges or (2) are required, either by a policy decision or law, to recover the cost of providing services of a particular activity (including capital costs such as depreciation or debt service).

Internal Service Funds are used to account for the financing of goods or services provided by one department or agency to other departments or agencies of the City-Parish on a cost-reimbursement basis.

Governmental Accounting Standards Board (GASB) Statement No. 34 requires that funds be classified as major or non-major. Governmental Funds designated as major funds are the City General Fund, Parish General Fund, Sales Tax Cap Improv-City Fund, 1961 Sales Tax Cap Improv-City Fund, and 1985 Sales Tax Cap Improv-City Fund. The Enterprise Funds that are reported as major funds are Utilities System Fund and Communications System Fund. All other funds are designated as non-major.

The fund structure for LCG is especially complex. City and Parish funds are accounted for separately due to the source of revenue and authority granted by the voters of both the City and the Parish. As a result, LCG maintains both a City General Fund and a Parish General Fund. Combined, there are over fifty general governmental funds (special revenue, debt service, and capital projects), three internal service funds, and five business type funds.

Most of the general operating expenses are budgeted in the City General Fund and allocated between the City and Parish General Funds based on the City-Parish Funding Source Allocations study prepared by MGT of America Consulting, LLC.

The allocations are performed using one of several methods of allocation depending on the nature of the services being distributed. There are over 25 different allocation methods. The City-Parish Allocation Schedule Summary can be found in the Budget Overview & Highlights Section of this document along with a list of allocation methods.

The department is the highest organizational structure in LCG’s hierarchy and each department’s operating and capital expenses can be budgeted in one or more funds depending on that department’s functions or activities. A listing of departments and the types of funds that support their expenditures is shown below.

Departments	City General Fund (Major)	Parish General Fund (Major)	Special Revenue Fund (Non-Major)	Capital Project Funds (Major)	Business Type (Major)	Business Type (Non-Major)
ELECTED OFFICIALS LEGISLATIVE	✓	✓		✓		
ELECTED OFFICIALS JUDICIAL	✓	✓	✓	✓		
ELECTED OFFICIALS OTHER	✓	✓	✓			
ELECTED OFFICIALS EXECUTIVE	✓		✓	✓		
ELECTED OFFICIALS LEGAL	✓			✓		
FINANCE AND MANAGEMENT	✓	✓	✓	✓		
INNOVATION & TECHNOLOGY	✓			✓		
POLICE	✓		✓	✓		
FIRE	✓	✓	✓	✓		
PUBLIC WORKS	✓	✓	✓	✓		✓
DRAINAGE		✓	✓	✓		
TRAFFIC, ROADS, & BRIDGES	✓	✓	✓	✓		
PARKS, ARTS, RECREATION, CULTURE	✓		✓	✓		
COMMUNITY DEVELOPMENT & PLANNING	✓	✓	✓	✓		
OTHERS	✓	✓	✓			
UTILITIES					✓	
COMMUNICATIONS SYSTEM					✓	

Auditing, Accounting, and Financial Reporting

LCG’s accounting and financial reporting systems are maintained in conformity with generally accepted accounting principles (GAAP) and standards of the Governmental Accounting Standards Board (GASB). An enterprise resource system is maintained containing all financial modules including a fixed asset module which maintains the identity of all assets, their location, historical cost, useful life, and depreciation calculations as well as the department responsible for the control of the asset.

An independent accounting firm audits the financial records of the government annually and issues an audit opinion on the financial statements of the governmental activities, the business type activities, the aggregate discretely presented component units, each major fund, and the aggregate remaining fund information. The most current audit for period ending October 31, 2023 received an unmodified opinion in that all reports presented fairly and were in conformance with generally accepted accounting principles.

Investment Management

The Cash Management Rules and Guidelines of LCG address the following areas:

- Scope, Prudence, and Objectives
- Delegation of Authority
- Authorized Financial Dealers and Institutions and Diversification in Authorized and Suitable Investments
- Collateralization
- Safekeeping and Custody

It is the policy of LCG to invest public funds in a manner which conforms to existing Louisiana State Statutes governing the investment of public funds and LCG's Home Rule Charter while receiving a maximum rate of return. LCG's Investment Policy has the following objectives: safety, liquidity, yield, and public trust. Authorized security purchases include:

- U.S. Treasury Bills, Notes, and Bonds with maturities not to exceed two years.
- Federal agency and instrumentality coupon debentures and discount notes with maturities not to exceed two years-limited to Federal Home Loan Bank, Federal National Mortgage Association, Federal Farm Credit Bank, and Federal Home Loan Mortgage Corporation.
- Repurchase agreements with a maturity not to exceed six months on the above securities collateralized at a minimum of 102 percent of the purchase price of the repurchase agreement.
- The purchase of any securities listed in the first two bullets in excess of two years must be pre-approved in writing by the Chief Financial Officer.

Fund Balance Policy

Governmental funds report the difference between their assets and liabilities as fund balance. Under generally accepted accounting principles (GAAP), fund balance is divided into two major components; Nonspendable and Spendable. Nonspendable is that portion of fund balance that is not available for appropriation because the assets it represents are not in a spendable form, such as inventory. Spendable Fund Balance is further broken down into four categories; restricted, committed, assigned, and unassigned. It is the unassigned portion of fund balance that can be appropriated without external or internal restrictions. It is the intent of LCG administration to maintain at a minimum its unassigned fund balance for the City and Parish General Funds at 20% of the total fund's operating expenses. Under this policy, LCG administration, in its budgeting process, submits a proposed budget to the City Council & the Parish Council that adheres strictly to the fund balance requirements. This policy has not yet been ratified by the City Council & the Parish Council and during the budget adoption process the Councils may, at their discretion, amend the budget in such a way that this policy is violated. In such cases, policy violations will be discussed in the administration's transmittal letter in the final budget document. Additionally, the City Council & the Parish Council may be asked to provide a discussion of these decisions and, if provided, will be included in the final budget document as well.

Debt Policy

LCG's debt is issued primarily as a financing tool for infrastructure (such as streets, drainage, and utilities) and infrastructure improvements. A careful balance between debt financed projects and pay-as-you-go capital projects is maintained. Capital projects that may be funded by debt are evaluated within the context of LCG's long range capital plan and debt is only issued after careful consideration of current debt levels, economic conditions, the availability of alternative funding sources, and key debt and liquidity ratios. Bond covenants require that the average annual revenues for the City of Lafayette sales tax collections for the two (2) most recent fiscal years must equal or exceed 1.5 times the highest combined principal and interest requirements for any succeeding fiscal year on all City sales tax bonds outstanding. It is the administration's policy to maintain a higher City sales tax ratio of 2.0.

Louisiana Revised Statutes limit the Parish's general obligation bonded debt for other purposes to 10% of the assessed valuation of the taxable property for a single purpose with no limit on the number of purposes. The City may issue general obligation bonded debt in excess of 10% of the assessed valuation of the taxable property for any single purpose provided that the aggregate for all such purposes (determined at the time of issuance of the bonds) does not exceed 35% of the assessed valuation of the taxable property of the City.

Compliance with all bond covenants, bond ordinances, contracts, etc. are monitored. Additionally, required financial data and event information are uploaded to the Electronic Municipal Market Access (EMMA) which is the official repository for information on virtually all municipal bonds.

Revenue Policy

LCG endeavors to have a diversified and stable revenue system to protect against unforeseeable short-term fluctuations in any one revenue source. Revenue forecasts are based on the best information available and take into consideration historical trends, current economic factors (such as property assessments and retail sales trends), and projected activity. Revenues are budgeted conservatively but if economic downturns develop, which could result in revenue shortfalls, adjustments in budgeted expenditures are made to compensate. LCG establishes and monitors user fees and charges based on the cost of services and community benefit. Services may be subsidized as the Councils deem necessary. The use of one-time revenues or those of an unpredictable nature to fund on-going expenditures is discouraged. LCG pursues alternate methods of financing such as federal and state grants and intergovernmental agreements.

Expenditure Policy

All department directors share in the responsibility of looking at and understanding LCG's long-term financial viability, the general spending trends of their respective departments, the projected departmental revenues, and educating themselves and their staff on the necessary short and long-term balance between revenues and expenses. Departmental budgets are submitted to the administration with these responsibilities in mind and budgets are typically zero-based or status quo with little or no increases to expenditures contemplated. As the administration evaluates budgetary requests, higher priority is given to expenditures which provide direct public services and public health and safety. The highest priority is given to the payment of bonds, notes, contracts, accounts payable, and other monetary liabilities. An appropriate balance between these priorities and the dollars provided towards the assurance of good management and legal compliance is strived for.

Capital Improvements

LCG maintains a Five-Year Capital Improvement Program (including anticipated funding sources) which is updated annually and is approved by the City Council & the Parish Council during the budget process. Capital improvement projects are defined as infrastructure, equipment purchases, or construction that results in a capitalized asset and having a useful life of more than one year.

In addition to a Five-Year Capital Improvement Program, Section 5-05 of the Home Rule Charter requires that a Capital Improvement budget must include the estimated annual cost of operating and maintaining the capital improvement to be constructed or acquired.

Proposed capital projects are reviewed by departmental directors, staff, and administration. Priority of projects is based on financial sources available and/or debt considered and overall consistency with LCG's goals and objectives.

Internal Controls and Fiscal Monitoring

Financial systems will maintain internal controls to monitor revenues, expenditures, and program performance on an ongoing basis. As required by the Home Rule Charter and/or internal written policy, monthly financial reports are prepared as well as departmental meetings held to review status of revenues and expenditures and compliance to the adopted budget.

Distinguished Budget Presentation Awards Program

LCG's budget will be submitted to the GFOA Distinguished Budget Presentation Awards Program for FY 2024-2025. LCG presented its budget to the award program for fiscal years 2014 to 2024. The GFOA Distinguished Budget Award was given for those submissions. The budget should satisfy criteria as financial and programmatic policy documents, a comprehensive financial plan, an operations guide for all organizational units, and a communications device for all significant budgetary issues, trends, and resource choices.

Basis of Accounting

The government-wide, proprietary, and fiduciary fund financial statements are reported using the economic resources measurement focus and the accrual basis of accounting. Revenues are recorded when earned and expenses are recorded when a liability is incurred, regardless of the timing of related cash flows. Nonexchange transactions in which the government gives (or receives) value without directly receiving (or giving) equal value in exchange include property taxes, grants, and entitlements. On an accrual basis, property taxes are recognized in the year for which the taxes are levied. Revenue from grants, entitlements, and donations is recognized in the fiscal year in which all eligibility requirements have been satisfied.

Governmental funds are reported using the current financial resources measurement focus and the modified accrual basis of accounting. Under this method, revenues are recognized when susceptible to accrual (i.e., when they become both measurable and available). "Measurable" means the amount of the transaction can be determined and "available" means collectible within the current period or soon enough thereafter to be used to pay liabilities of the current period. Sales taxes are considered "measurable" when in the hands of the Sales Tax Collector and are recognized as revenue at that time. Ad valorem taxes are recognized as revenue in the year they are budgeted, that is, in the year in which such taxes are billed and collected. Revenue from grants, entitlements, and donations is

recognized in the fiscal year in which all eligibility requirements have been satisfied. All other receivables collected within 60 days after year-end are considered available and recognized as revenue of the current year. Expenditures are recorded when the related fund liability is incurred except for principal and interest on general long-term debt, claims and judgments, and compensated absences which are recognized to the extent they have matured. General capital asset acquisitions are reported as expenditures in governmental funds. Proceeds of general long-term debt and acquisitions under capital leases are reported as other financing sources. Except for miscellaneous supplies warehoused at central locations and issued to operating departments as needed, purchases of various operating supplies are regarded as expenditures at the time purchased.

Basis of Budgeting

The budget is reported using the current financial resources measurement focus, as described in the Basis of Accounting section, and is consistent with GAAP. Appropriations define the cash limits that cannot be exceeded. No reference is given to when revenues are earned or expenses are incurred. For budgetary purposes, these items are only recognized when received or paid. Non-cash items such as depreciation and amortization are not budgeted.

Differences between Basis of Accounting and Basis of Budgeting

Some of the differences between the basis of budgeting and the accounting basis are:

- Debt payment for principal-budgeted as an expense item, adjusted at year-end against the liability.
- Depreciation recorded for proprietary and enterprise funds on an accrual basis, eliminated for budget purposes.
- Encumbrances are recorded as a reserve of budgeted funds on the cash basis and recorded as a committed portion of fund balance on the accrual basis.
- Compensated absences are adjusted annually using the accrual method but on the cash basis for budgeting are absorbed by salaries.

This budget complies with all relevant financial policies.

BUDGETARY POLICIES

In addition to the Home Rule Charter budgetary submission requirements and administrative responsibilities discussed below, LCG adheres to the Louisiana Revised Statutes Title 39 Chapter(s) 1301-1315-Louisiana Local Government Budget Act. Of specific note is R.S. 39:1305 that requires the submission of a budget where "...proposed expenditures shall not exceed the total estimated funds available for the ensuing fiscal year." LCG uses this definition as the meaning of a balanced budget and all adopted budgets follow this statute.

The fiscal year for Lafayette Consolidated Government is November 1 through October 31. The Home Rule Charter requires that at least ninety days prior to the beginning of each fiscal year, an operating budget and a capital improvement budget be submitted to the City Council & the Parish Council. The Clerk of the Council then publishes a joint public hearing notice at least ten days prior to the date the budget is presented to the public for a formal public hearing. The notice is required to include a general summary of the proposed budget, the times and places where copies of the budget are available for public inspection, and the location, date, and time of the joint public hearing.

If the City Council & the Parish Council fail to adopt a budget before the end of the current fiscal year, the budget for the current fiscal year continues in effect for a maximum of six months into the next fiscal year and is limited to fifty percent of the amount appropriated for the current fiscal year.

The Charter also requires that the operating budget presents a complete financial plan for the ensuing year and that the following be included in the operating budget document:

- A budget message prepared by the Mayor-President.
- A general budget summary with proposed budgeted amounts, actual amounts for the last completed fiscal year, and estimated amounts for the year in progress.
- Detailed estimates of all proposed expenditures showing the corresponding estimated expenditures for each item for the current fiscal year and actual amounts for the last preceding fiscal year.
- Manning or organizational tables for each of the departments, agencies, or programs.
- Detailed estimates of all anticipated revenues and other income showing the corresponding estimated revenue or income for each item for the current fiscal year and actual figures of the last preceding fiscal year.
- Statement of the indebtedness of the City-Parish Government showing debt redemption and interest requirements, debt authorized and unissued, and conditions of the sinking funds.
- A proposed complete draft of the appropriation ordinance.
- A clear general summary of the capital improvement budget.
- A list of all capital improvements and acquisitions for at least five fiscal years.
- Cost estimates, recommended method of financing, and the estimated annual cost of operating and maintaining the capital improvements.

If during the fiscal year the Mayor-President certifies that there are available for appropriation funds in excess of those estimated in the operating budget, the Mayor-President may present a supplement to the budget for the disposition of such funds and the appropriate Council(s), by ordinance, may make supplemental appropriations for the year up to the amount of such excess in the same manner required for adoption of the budget. If at any time during the fiscal year it appears to the Mayor-President that the funds available will be insufficient to meet the amount appropriated, the Mayor-President shall report to the appropriate Council(s) without delay, indicating the estimated amount of the deficit, any remedial action taken, and recommendations as to any other steps to be taken. The appropriate Council(s) shall then take such further action as it deems necessary to prevent a deficit. No appropriation for debt service may be reduced or transferred below any amount required by law.

With the exception of amounts appropriated for debt service and salaries, the Mayor-President can transfer any amount unencumbered within departments during the year. Amounts cannot be transferred to or from the salary account unless approved by the appropriate Council(s) by ordinance(s). Every appropriation, except an appropriation for a capital expenditure, lapses at the close of the fiscal year to the extent that it has not been expended or encumbered. An appropriation for a capital expenditure is allowed to continue in force until the purpose for which it was made has been accomplished or abandoned; however, any capital appropriation with no disbursements or encumbrances for three years is deemed abandoned.

ADMINISTRATIVE BUDGET PROCESS

The Chief Financial Officer (CFO) is responsible to recommend to the Chief Administrative Officer (CAO) a timeline and plan to facilitate the budget process for the next fiscal year. The approved budget calendar and budget instructions were delivered to department heads in March of this year. At weekly director's meetings throughout April and May,

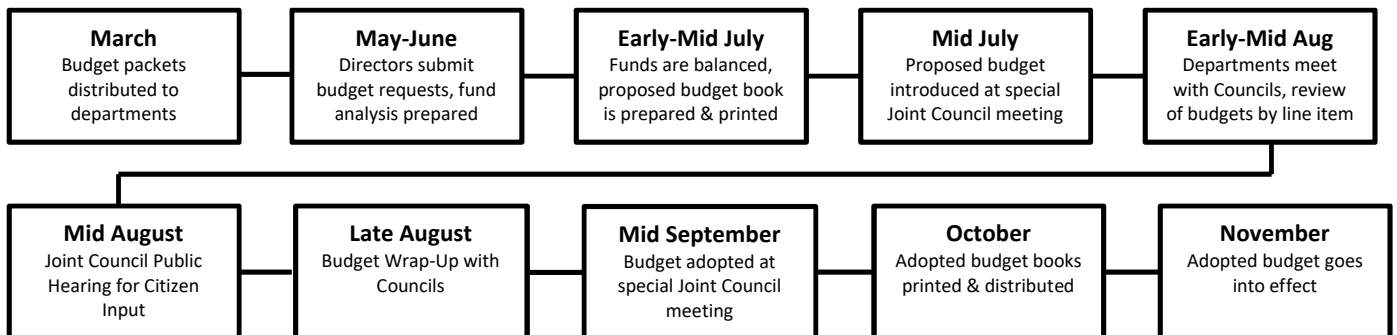
the department heads were apprised of the results of the previous fiscal year and of anticipated challenges facing the City-Parish for the current and next fiscal year.

The Budget Management Division and the CFO’s staff worked tirelessly during June and July to ensure that all funds were balanced and to identify over-expended funds. Together with the CAO, changes to budgetary line items were made to keep the proposed budget in line with the priorities set by the Mayor-President.

The public is invited to attend and speak at all department budget meetings held August 8 – August 15, as well as the public hearing for citizen input on August 20. The schedule of department budget meetings can be found on LCG’s website under Council Office (https://lafayettela.gov/docs/default-source/council-documents/2024-council-budget-review-schedule.pdf?sfvrsn=c17243c1_1). This schedule is published on LCG’s social media pages and in the local newspaper. The department budget meetings are also announced during the Council Meetings that are locally broadcasted and live streamed.

Copies of the budget are available for public use in the public libraries, the Council Office, the Mayor-President’s Office and LCG’s Information Desk. Online versions of the budget are posted on LCG’s website under Finance & Management (<https://www.lafayettela.gov/finance-management/lcg-budget-documents/default>). A Citizen’s Guide to the Budget has been published and is posted on LCG’s website under Finance & Management (https://www.lafayettela.gov/docs/default-source/finance-management-documents/budget-files/citizen's-guide-to-the-budget.pdf?sfvrsn=659a3308_2). The approved budget calendar for preparation of the FY 2024-25 budget is as follows:

- Mar 12** Budget calendars, instructions, and forms are e-mailed to department heads.
- Mar 13-May 17** ... Departments prepare budget requests and return same to Budget Management.
- May 30-June 13** .. Mayor-President, CAO, and CFO review O&M and Capital budgets.
- June 24-July 5** Budget Management balances, analyzes, and completes proposed budget. CFO meets with CAO and Mayor-President to finalize proposed budget.
- July 8** Finalized proposed budget is submitted for printing.
- Aug 12, Aug 19**.... Five-Year Capital Improvement Budget is submitted to City & Parish Planning and Zoning Commissions.
- July 16** Special Joint Council meeting for the introduction of Operating & Five-Year Capital Improvement Budget.
- Aug 8-Aug 15** Department-City and/or Parish Council budget meetings.
- August 20** Public hearing for citizen input.
- August 29** Public meeting for wrap up of outstanding items.
- September 12** Special Joint Council meeting for final adoption. Meeting postponed due to potential hurricane.
- September 17** Rescheduled Special Joint Council meeting for final adoption.
- November 1** Adopted budget goes into effect.





Fund #	Fund	Fund Type	Description	Appropriated	Included in Budget	Included in ACFR
101	City General Fund	Major-General	This fund accounts for and reports all Lafayette City financial resources not accounted for and reported in another fund by law or by GAAP. It is the general operating account for the City.	Yes	Yes	Yes
105	Parish General Fund	Major-General	This fund accounts for and reports all Lafayette Parish financial resources not accounted for and reported in another fund by law or by GAAP. It is the general operating account for the Parish.	Yes	Yes	Yes
401	Sales Tax Cap Improv-City	Major-Capital	This fund is used to account for the receipt of sales tax dollars used for the acquisition and construction of capital assets other than those financed by bonded debt. In June 2024, all projects and account balances were transferred to Fund 461 or Fund 485 as determined by compliance with the 1961 Sales Tax and 1985 Sales Tax dedications.	Yes	Yes	Yes
461	1961 Sales Tax Cap Improv-City	Major-Capital	This fund is used to account for receipt of 1961 sales tax dollars used for the acquisition and construction of capital assets other than those financed by bonded debt.	Yes	Yes	Yes
485	1985 Sales Tax Cap Improv-City	Major-Capital	This fund is used to account for receipt of 1985 sales tax dollars used for the acquisition and construction of capital assets other than those financed by bonded debt.	Yes	Yes	Yes
502	Utilities System	Major-Enterprise	This fund accounts for receipts of charges and fees paid by the rate payers for the conduct of the City's electric, water, and waste water utilities and the disbursement of same for all operational and capital expenditures.	Yes	Yes	Yes
532	Communications System	Major-Enterprise	This fund accounts for receipts of charges and fees paid by the rate payers for the conduct of the City's telecommunications, Internet, and cable TV services and the disbursement of same for all operational and capital expenditures.	Yes	Yes	Yes
201	City Parks & Recreation	Special Revenue	This fund is funded primarily from a transfer of City general governmental funds and ad valorem taxes assessed by the City. These proceeds are used for the purpose of maintaining and operating recreation programs in the City.	Yes	Yes	Yes
202	Lafayette Science Museum	Special Revenue	This fund is used to account for revenues from ticket sales, facility rentals, and other services provided to cover the costs of operating and maintaining the museum and planetarium.	Yes	Yes	Yes
203	Municipal Transit System	Special Revenue	This fund accounts for the activities necessary to provide bus service for the residents of the City.	Yes	Yes	Yes



Fund #	Fund	Fund Type	Description	Appropriated	Included in Budget	Included in ACFR
204/205	Heymann Performing Arts	Special Revenue	These funds are used to account for all proceeds from ticket sales and facility rental fees at the Heymann Performing Arts Center. The proceeds of these sales go toward operating and maintaining the facility.	Yes	Yes	Yes
206	Animal Shelter and Care Center	Special Revenue	This fund is dedicated for the purpose of operating and maintaining the Animal Shelter & Care Center in Lafayette Parish. The Animal Shelter & Care Center ensures the humane treatment of animals through in-house vaccinations as well as a spay/neuter program. Funding is provided by ad valorem taxes assessed by the Parish through the Combined Public Health millage.	Yes	Yes	Yes
207	Traffic Safety	Special Revenue	This fund accounts for the photo enforcement program for ticket fees collected by a third party administrator for Lafayette Consolidated Government.	Yes	Yes	Yes
209	Combined Golf Courses	Special Revenue	This fund is used to account for the operations of the City's three golf courses. The fund's operations are financed by green fees, golf equipment rentals, memberships, and tournament fees.	Yes	Yes	Yes
211	Golf Cart Fund	Special Revenue	This fund is used to account for the revenues from golf cart rentals provided at the City's three golf courses and the costs of operating and maintaining the golf carts.	Yes	Yes	Yes
215	City Sales Tax Trust-1961	Special Revenue	This fund is used to account for the 1% sales and use tax levied by the City of Lafayette. These revenues are dedicated to capital improvements, the general fund, and debt service.	Yes	Yes	Yes
222	City Sales Tax Trust-1985	Special Revenue	This fund is used to account for the 1% sales and use tax levied by the City of Lafayette. These revenues are dedicated to capital improvements, the general fund, and debt service.	Yes	Yes	Yes
225	TIF Sales Tax Trust-MM101	Special Revenue	This fund is used to account for sales and use tax levied by the City of Lafayette. These revenues are dedicated to redevelopment, infrastructure, and other community-improvement projects in the defined district.	Yes	Yes	Yes
226	TIF Sales Tax Trust-MM103	Special Revenue	This fund is used to account for sales and use tax levied by the City of Lafayette. These revenues are dedicated to redevelopment, infrastructure, and other community-improvement projects in the defined district.	Yes	Yes	Yes



Fund #	Fund	Fund Type	Description	Appropriated	Included in Budget	Included in ACFR
232	City LA DOTD Projects	Capital	This fund is used to account for funding provided by LA Department of Transportation which is to be expended on construction projects approved by the State Legislature on state roads that the City of Lafayette has taken responsibility of.	Yes	Yes	Yes
233	Parish LA DOTD Projects	Capital	This fund is used to account for funding provided by LA Department of Transportation which is to be expended on construction projects approved by the State Legislature on state roads that the Parish of Lafayette has taken responsibility of.	Yes	Yes	Yes
241	Parish Parks & Recreation	Special Revenue	This fund is funded from a transfer from the Parish wide Parks & Recreation Project Fund. These proceeds are used for the purpose of maintaining and operating parks located in the Parish.	Yes	Yes	Yes
250	Opioid Settlement	Special Revenue	This fund accounts for activities related to the prevention and treatment of opioid addiction.	Yes	Yes	Yes
255	Criminal Non-Support	Special Revenue	This fund accounts for the proceeds from the District Attorney to cover the costs of payroll and benefits for the employees of the District Attorney's Criminal Non-Support function and for the collection of delinquent child support.	Yes	Yes	Yes
259	City Street, Road & Alley Fund	Special Revenue	This fund accounts for proceeds of ad valorem taxes assessed by the City and any interest earned on these funds to cover the costs of maintaining and improving the roads and bridges in the City.	Yes	Yes	Yes
260	Road & Bridge Maintenance	Special Revenue	This fund accounts for proceeds of ad valorem taxes assessed by the Parish, State's Parish Transportation funds, state shared revenue, and any interest earned on these funds to cover the costs of maintaining and improving the roads and bridges in the Parish.	Yes	Yes	Yes
261	Drainage Maintenance	Special Revenue	This fund accounts for proceeds of ad valorem taxes assessed by the Parish, state shared revenue, and interest earned on these funds to cover the costs of improving and maintaining drainage throughout Lafayette Parish.	Yes	Yes	Yes
262	Correctional Center	Special Revenue	This fund accounts for proceeds of ad valorem taxes, state shared revenue, and interest earned on these funds to cover the costs of operating and maintaining the Adult Correctional Facility in the Parish.	Yes	Yes	Yes

Fund #	Fund	Fund Type	Description	Appropriated	Included in Budget	Included in ACFR
263	Library	Special Revenue	This fund accounts for proceeds of ad valorem taxes assessed by the Parish, state shared revenue, and revenues from services provided by the Library. These revenues are to cover the cost of operating and maintaining all branches of the Lafayette Parish Public Library.	Yes	Yes	Yes
264	Courthouse Complex	Special Revenue	This fund accounts for proceeds of ad valorem taxes assessed by the Parish, state shared revenue, and interest earned on these funds. These revenues are dedicated to the courthouse and jail in the Parish for operations and maintenance costs.	Yes	Yes	Yes
265	Juvenile Detention Facility	Special Revenue	This fund accounts for ad valorem taxes assessed by the Parish, collection and disbursement of various federal and state grants, state shared revenue, charges for services, and any interest earned on these funds. Revenues are dedicated to covering the cost of operating, improving, and maintaining the Juvenile Detention Facility.	Yes	Yes	Yes
266	Public Health Unit Maintenance	Special Revenue	This fund is dedicated to operating and maintaining the Health Unit. Funding is provided by ad valorem taxes assessed by the Parish through the Combined Public Health millage.	Yes	Yes	Yes
267	War Memorial Building	Special Revenue	This fund is used to account for the operating subsidy from the Parish General Fund for operating and maintaining the War Memorial Building.	Yes	Yes	Yes
268	Criminal Court	Special Revenue	This fund is used to account for deposited fines and forfeitures to be used and paid for specific and specified expenses generally related to the Judges of the 15th Judicial District and the Office of the District Attorney, upon a motion by the District Attorney and order of the District Court. One half of any surplus remaining in the fund on December 31st of each year shall be transferred to the Parish General Fund.	Yes	Yes	Yes
269	Combined Public Health	Special Revenue	This fund accounts for ad valorem taxes assessed by the Parish, collection and disbursement of those taxes to funds dedicated to operating and maintaining the Health Unit, Animal Shelter & Care Center, Coroner, and Mosquito Abatement & Control.	Yes	Yes	Yes
270	Coroner	Special Revenue	This fund accounts for revenues from services provided by the Coroner's office. Proceeds from these services are dedicated to covering the costs of operating and maintaining the Coroner's office in Lafayette Parish.	Yes	Yes	Yes



Fund #	Fund	Fund Type	Description	Appropriated	Included in Budget	Included in ACFR
271	Mosquito Abatement & Control	Special Revenue	This fund is dedicated for the purpose of controlling mosquitoes and other arthropods. Funding is provided by ad valorem taxes assessed by the Parish through the Combined Public Health millage.	Yes	Yes	Yes
273	Storm Water Management	Special Revenue	This fund accounts for proceeds of ad valorem taxes assessed by the Parish to cover the cost of improving and maintaining flood prone drainage areas.	Yes	Yes	yes
274	Cultural Economy Fund	Special Revenue	This fund accounts for proceeds of ad valorem taxes assessed by the Parish to grow the economy through Culture, Recreation, Entertainment, Arts, Tourism, and Economy.	Yes	Yes	Yes
275	Parishwide Street, Drainage, & Bridge	Special Revenue	This fund is used for the purposes of construction, improvement, operation, and maintenance of roads, bridges, and drainage throughout Lafayette Parish. The funding is provided by an \$8 million library millage rededication approved by the voters in 2019.	Yes	Yes	Yes
276	Parishwide Parks & Recreation Projects	Special Revenue	This fund is used for the purposes of construction, improvement, operation, and maintenance of parks and recreation facilities throughout Lafayette Parish. The funding is provided by a \$2 million library millage rededication approved by the voters in 2019.	Yes	Yes	Yes
278	Police & Fire Resiliency	Special Revenue	This fund is used to account for \$10 million transfer from the City General Fund to provide funding for public safety needs and for future mandated police & fire cost-of-living adjustments as required by Louisiana Revised Statutes and local ordinances.	Yes	Yes	Yes
279	Parishwide Fire Protection	Special Revenue	This fund is used for the purposes of improvement and operation of the volunteer fire departments and fire protection services throughout Lafayette Parish. The funding is provided by a rededication of other Parish millages approved by the voters.	Yes	Yes	Yes
285	Criminal Justice Coordinating Committee	Special Revenue	This fund is used to account for the activities of the Criminal Justice Coordinating Committee, the purpose of which is to identify deficiencies and plans for change in the juvenile and adult criminal justice systems.	Yes	Yes	Yes
296	Buchanan Parking Garage	Special Revenue	This fund is used to account for parking revenues generated by the Buchanan Parking Garage belonging to the Parish and used to promote improved parking facilities.	Yes	Yes	Yes
297	Parking Program	Special Revenue	This fund is used to account for parking revenues to promote improved parking facilities.	Yes	Yes	Yes



Fund #	Fund	Fund Type	Description	Appropriated	Included in Budget	Included in ACFR
299	Codes & Permits	Special Revenue	This fund is used to account for the revenues from permits and other services provided by the Codes Division to cover the costs of operating and maintaining the Community Development and Planning Department.	Yes	Yes	Yes
352	Sales Tax Bond Sinking-1961	Debt Service	Accounts for sales tax revenues dedicated for the payment of principle and interest requirements of all 1961 outstanding public improvement sales tax bonds of the City of Lafayette. Also accounts for the portion of the bonds issued for the purpose of advance refunding for certain outstanding obligations of the City.	Yes	Yes	Yes
353	Sales Tax Bond Reserve-1961	Debt Service	This reserve fund accounts for a specified amount or balance that is required to be kept in case any pledged revenues are insufficient to pay debt service requirements for the 1961 City Sales Tax Bonds.	Yes	Yes	Yes
354	Sales Tax Bond Sinking-1985	Debt Service	Accounts for sales tax revenues dedicated for the payment of principle and interest requirements of all 1985 outstanding public improvement sales tax bonds of the City of Lafayette. Also accounts for the portion of the bonds issued for the purpose of advance refunding for certain outstanding obligations of the City.	Yes	Yes	Yes
355	Sales Tax Bond Reserve-1985	Debt Service	This reserve fund accounts for a specified amount or balance that is required to be kept in case any pledged revenues are insufficient to pay debt service requirements for the 1985 City Sales Tax Bonds.	Yes	Yes	Yes
356	Contingency Sinking-Parish	Debt Service	Accounts for revenues from ad valorem taxes assessed by the Parish dedicated for the payment of principle and interest requirements of the General Obligation Bonds of Lafayette Parish.	Yes	Yes	Yes
357	2011 City Certf. Of Indebtedness	Debt Service	Accounts for excess annual revenue dedicated for the payment of principle and interest requirements of the 2011 City Certificate.	Yes	Yes	Yes
358	Limited Tax Refund Bds Sk	Debt Service	This fund is used to account for the payment of principal, interest, and related charges for the 2020 Bond Series. Funding consists of proceeds from ad valorem taxes assessed by the City.	Yes	Yes	Yes
550	Environmental Services	Enterprise	This fund is to account for the revenues, expenses, and fixed assets associated with the operations of the Environmental Quality Division which consists of compost disposal, solid waste disposal, and other environmental issues in Lafayette Parish.	Yes	Yes	Yes

Fund #	Fund	Fund Type	Description	Appropriated	Included in Budget	Included in ACFR
551	CNG Service Station	Enterprise	This fund is to account for the revenues and expenses associated with the operation and maintenance of the Compressed Natural Gas (CNG) service station which services both public and private vehicles.	Yes	Yes	Yes
605	Unemployment Compensation	General	This fund accounts for the receipts from other funds for disbursement to the State of Louisiana for payments to former employees who are receiving unemployment benefits.	Yes	Yes	Yes
607	Group Hospitalization	Internal Service	This fund is used to account for self-insurance activities involving medical care claims and payment of insurance premiums by LCG's employees, retirees, and dependents.	Yes	Yes	Yes
614	Risk Management	Internal Service	This fund is also called the Self-Insurance Fund. This fund is used to account for self-insurance activities involving property damage, worker's compensation, and general liability claims.	Yes	Yes	Yes
650	American Rescue Plan/21-City	Special Revenue	This fund accounts for the collection and disbursement of American Rescue Plan Act (ARPA) funds received by the Lafayette Consolidated Government for use by the City of Lafayette.	Yes	Yes	Yes
651	American Rescue Plan/21-Parish	Special Revenue	This fund accounts for the collection and disbursement of American Rescue Plan Act (ARPA) funds received by the Lafayette Consolidated Government for use by the Parish of Lafayette.	Yes	Yes	Yes
702	Central Vehicle Maintenance	Internal Service	This fund manages, maintains, and repairs LCG fleet vehicles consisting predominately of City buses, public safety vehicles, and various heavy equipment.	Yes	Yes	Yes

**Grants are budgeted at zero-appropriations until funds are awarded by the grantor. With the budget award, appropriations are done by separate ordinance.



MAYOR-PRESIDENT'S MESSAGE





Monique B. Boulet
Mayor-President / Maire-Président

November 1, 2024

Citizens of Lafayette Parish and
City and Parish Council Members

SUBJECT: Adopted FY 2024-2025 Budget Message

Dear Citizens of Lafayette Parish and Council Members,

Enclosed you will find the Adopted Operating and Capital Budget for the Fiscal Year 2024-2025. The budget as approved totals \$752.1 million. This fiscal year can be characterized as a right-sizing year for the fiscal policy and budget practices of Lafayette Consolidated Government (LCG). As this administration completes its initial budget cycle, LCG is returning to normalized funding levels and migrating away from the infusion of one-time federal ARPA funds. The budget also addresses the negative implications a 12% vacancy rate is having on our ability to provide basic government services.

The 2024-2025 budget re-establishes proper planning, reengages internal checks and balances, and addresses the long-term financial implications of administrative decisions. The value of doing things right the first time should not be taken for granted. It is almost always more cost effective, more productive and leads to greater success.

The City General Fund balance is preserved at \$50.3 million, an amount well above the administrations required 20% threshold. Additionally, the budget also protects the finances of the Parish with a projected Parish General Fund balance of \$4.6 million.

Measures for Improving Basic Services

To address underlying issues that surfaced in every department with low staffing levels and low employee wages, this budget moves our employee pay structure closer to market standards, which had not been addressed in over 15 years. Our employees are integral to delivering and maintaining essential services resulting in the high quality of life our community desires. To that end, the Council adopted a system-wide pay plan, increasing the lowest paid jobs to \$12/hour pay range, while providing the highest paid employees with a 2% increase. This will create a more competitive workforce and a more effective government. This initiative allows us to compete with other municipal governments in the Parish, reduces turnover, lowers dependency on outsourcing, and enhances service delivery to improve the overall quality of life in our community.

Measures for Enhancing Public Safety

Public safety is a basic service government is designed to provide. Investment in and good management of the government cannot be taken for granted, especially in areas impacting public safety. Our administration prioritized public safety through initiatives including long-term funding for the increase in police pay, setting professional standards in the search for a new police chief, the re-establishment of the Criminal Justice Coordinating Committee, the reorganization of emergency management, and the reinstatement of the park police in partnership with the City Marshal's Office. These efforts all aim to safeguard our communities and enhance public safety and emergency response capabilities across the Parish.

Implementing Financial Stewardship

The cornerstone of this budget is financial stewardship, where conservative budgeting practices are instituted to mitigate risks. Through the adoption of realistic budgeting reflective of actual financial needs and resources, we aim to strengthen our financial resilience and ensure long-term fiscal sustainability. Reducing unnecessary litigation speaks for itself in areas of cost reduction and fiscal stewardship. In addition, we are engaging a safety consultant for safety training, working to reduce costly and preventable accidents. Our goal is to realize cost savings by reducing both legal expenses and uninsured losses. Additionally, this administration has passed legislation at the state level to bring stability to LCG's retirement benefits costs. Senate Bill 478 was passed in the 2024 Regular Legislative Session to re-amortize LCG's share of the Municipal Employee's Retirement System (MERS) Unfunded Accrued Liability. This re-amortization, pushing our payments from a 10-year payback to a 20-year payback, will allow for an estimated 52% reduction in annual payments. As more employees transition to the Parochial Employee's Retirement System (PERS), this change will prevent a significant increase in overall retirement benefits costs on an annual basis for LCG.

Vehicle maintenance and capital costs continue to increase due to the highly aged fleet of 1,100 units. Therefore, as part of this budget, the City and Parish have adopted a vehicle leasing program to provide for safe, reliable, low-cost government vehicle solutions. The new leasing program will provide for the end-to-end fleet management services with detailed and accurate reporting data, reducing annual maintenance and vehicle replacement costs.

Allocation of Strategic Investments

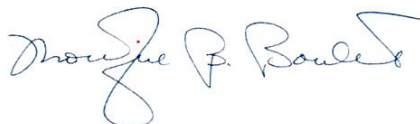
Strategically investing to revitalize the oldest parts of our city and parish while planning for the areas of new growth is critical to our sustainability. This budget allocates resources to build connectively with extensive shared paths and to revitalize major roadways such as I-49 at Evangeline Thruway Corridor, Johnston Street, University Avenue, 12th Street, Congress, and Bertrand while sustaining considerable investment in Lafayette's downtown. This administration will take on the decades old question of bringing a new birth to Johnston Street. Lafayette's Gateways hold historical significance and cultural heritage that ought to be preserved and celebrated through revitalization projects.

Measures for Addressing Growth in Unincorporated Lafayette

A focus of this administration and budget is tailored to the unique needs of our unincorporated growth areas. This includes public outreach to open the conversation about what Lafayette Parish will look like in 20 years. We are a small geographic parish with lots of growth in our rural areas happening all over the Parish and will begin to discuss questions like land use and long-term desires of our residents to meet the growing demands of rural Lafayette. We welcome new growth in the Parish but want to ensure the appropriate infrastructure is available and able to accommodate new growth areas. Public feedback will be essential in how we move forward as this administration tackles the urban challenges facing our rural areas.

Lastly, I would like to extend my deepest gratitude to my executive staff, department directors and especially the finance and budget team. I firmly believe that this budget reflects the collaboration among the Administration and Council Members that include the needs of our community and government.

Remaining in partnership with you for Lafayette.



Monique B. Boulet
Lafayette Mayor-President

Internal Memorandum

Office of the Mayor-President

Administration Division (1200)

TO: City and Parish Council Members

DATE: July 8, 2024

FROM: Monique B. Boulet

SUBJECT: Proposed FY 2024-2025 Budget Message

Esteemed Council Members, enclosed you will find the Proposed Operating and Capital Budget for the Fiscal Year 2024-2025. This fiscal year can be characterized as a right-sizing year for the fiscal policy and budget practices of Lafayette Consolidated Government (LCG). As this administration enters its initial budget cycle, LCG is returning to normalized funding levels and migrating away from the profusion of one-time federal ARPA funds. This fiscal year budget process also sets out to address the negative implications a 12% vacancy rate is having on our ability to provide basic government services.

The 2024-2025 budget process emphasizes the need to re-establish proper planning, reengage internal checks and balances, and understand the long-term financial implications of administrative decisions. The value of doing things right the first time should not be taken for granted. It is almost always more cost effective, more productive and leads to greater success.

The overall Proposed 2024-2025 Budget totals approximately \$750.1 million. As a best practice, the Government Finance Officers Association (GFOA) recommends a minimum fund balance level of 20% of the total fund's operating expenses. This budget aims to preserve the City General Fund balance of \$50.1 million, an amount well above the recommended 20% threshold. This proposed budget also protects the finances of the Parish with a projected Parish General Fund balance of \$4.6 million. The City currently has an administrative policy in place for fund balance levels, and easily retains the 20% minimum in its General Fund, while the Parish has historically struggled to reach this goal. We are presenting a Parish budget compliant with the 20% fiscal guidance. We are also recommending that the City and Parish Councils adopt by ordinance the 20% minimum General Fund balance requirement, strengthening the City's policy and creating much needed stability for the Parish budget.

Measures for Improving Basic Services

Upon assuming office, this administration inherited a vacancy rate of more than 12% wherein 270 positions were left unfilled. Fundamental government services, such as waterline repairs, LCG vehicle maintenance, transit services and law enforcement patrol, are experiencing significant negative impacts by low staffing. A 12-month backlog to repair waterline breaks is unacceptable. LCG is outsourcing labor to reduce the backlog but cannot maintain contract costs long-term. In addition, patrol deficiencies within our police department, while experiencing spikes in violent crime, are also unacceptable. The public prioritizes public safety and expects its fiscal policy to do the same.

A key underlying issue that has surfaced in every department in addition to low staffing levels, is low employee wages that have not been corrected to market standards in over 15 years. An employee working 3 months in our mechanic shop can and often will leave for a private sector job easily making twice the pay. Over 67 employees making less than \$10/hour while the private sector has far surpassed our pay scale at all levels, resulting in disproportionate vacancies and a negative impact on basic services.

Our employees are integral to delivering and maintaining essential services resulting in the high quality of life our community desires. To that end and in accordance with limitations created by the civil service structure, we are proposing a system-wide pay plan, increasing the lowest paid jobs to \$12/hour while providing the highest paid employees with a 2% increase. This will create a more competitive workforce and a more effective government. To achieve this, departments were asked to reevaluate all positions, eliminating some to help offset the expense of more competitive pay for others. This initiative allows us to compete with other municipal governments in the Parish, reduces turnover, and enhances service delivery to improve the overall quality of life in our community.

Measures for Enhancing Public Safety

Public safety is a basic service government is designed to provide. Investment in and good management of the government cannot be taken for granted especially in areas impacting public safety. Our administration is prioritizing public safety through initiatives including long-term funding for the increase in police pay, setting professional standards in the search for a new police chief, the re-establishment of the Criminal Justice Coordinating Committee, the reorganization of emergency management and preparedness and the reinstatement of the park police in partnership with the City Marshal's Office. These efforts all aim to safeguard our communities and enhance public safety and emergency response capabilities across the Parish.

Implementing Financial Stewardship

The cornerstone of this budget is financial stewardship, where conservative budgeting practices are instituted to mitigate risks. Areas of particular note include high uninsured losses totaling \$8.9 million government-wide (actual balances were \$6.6 million in 2023, with projections exceeding \$7 million in 2024) and legal expenses which increased by 40% over the last four years. Through realistic budgeting reflective of actual financial needs and resources, we aim to strengthen our financial resilience and ensure long-term fiscal sustainability. Reducing unnecessary litigation speaks for itself in areas of cost reduction and fiscal stewardship. In addition, we are engaging a safety consultant for safety training working to reduce costly and preventable accidents. By this time next year, our goal is to realize cost savings by reducing both legal expenses and uninsured losses. Additionally, this administration has passed legislation at the state level to bring stability to LCG's retirement benefits costs. Senate Bill 478 was passed in the 2024 Regular Legislative Session to re-amortize LCG's share of the Municipal Employee's Retirement System (MERS) Unfunded Accrued Liability. This re-amortization, pushing our payments from a 10-year payback to a 20-year payback, will allow for an estimated 34% reduction in annual payments per employee that transitions from MERS to the Parochial Employee's Retirement System (PERS). As more employees transition to PERS, this change will prevent a significant increase in overall retirement benefits costs on an annual basis for LCG.

In looking for significant costs savings for the City and the Parish and in considering the extreme cost of vehicle maintenance for a highly aged fleet of 1,100 vehicles, this administration will be bringing in a new vehicle lease program. This will significantly reduce the cost of vehicle maintenance while also reducing immediate capital demands.

Allocation of Strategic Investments

Strategically investing to revitalize the oldest parts of our city and parish while planning for the areas of new growth is critical to our sustainability. The proposed budget allocates resources to revitalize major roadways such as I-49, Johnston Street, University Avenue, 12th Street, Congress, and Bertrand while sustaining considerable investment in Lafayette's downtown. This administration will take on the decades old question of bringing a new birth to Johnston Street. Lafayette's Gateways also hold historical significance and cultural heritage that ought to be preserved and celebrated through revitalization projects.

Measures for Addressing Growth in Unincorporated Lafayette

A focus of this administration is tailored to the unique needs of our unincorporated growth areas. This includes public outreach to open the conversation about what Lafayette Parish will look like in 20 years. We are a small geographic parish with lots of growth in our rural areas. It is happening all over the Parish. We will discuss questions like land use and long-term desires of our residents to meet the growing demands of rural Lafayette. We welcome new growth in the Parish but want to ensure the appropriate infrastructure is available and able to accommodate new growth areas. Public feedback will be essential in how we move forward as this administration tackles the urban challenges facing our rural areas.

Lastly, I would like to extend my deepest gratitude to my staff, including the finance and budget team. This year is a first for many and I firmly believe that this budget reflects the needs of our community and government.

Remaining in partnership with you for Lafayette.



Monique B. Boulet
Lafayette Mayor-President

CHIEF FINANCIAL OFFICER'S PROPOSED BUDGET DISCUSSION





Internal Memorandum

Finance & Management
Chief Financial Officer (0100)

TO: Mayor-President Boulet

DATE: July 8, 2024

THRU: Rachel Godeaux

FROM: Karen V. Fontenot

SUBJECT: Proposed FY 2024-2025 Budget Message

In accordance with Section 5-02 of the City-Parish Home Rule Charter and the guidelines established by your office, I am pleased to present to you the Proposed Operating and Five-Year Capital Improvement Budget for Lafayette Consolidated Government for FY 2024-25. This document reflects a balanced budget totaling \$750.1 million including inter-fund transfers and capital expenditures other than the Five-Year Capital Improvement Program. This is approximately \$39.9 million more than the budget adopted for FY 2023-24. In addition, the Lafayette Consolidated Government Non-Utilities Five-Year Capital Improvement Program budget totals \$370.5 million and the Utilities System Five-Year Capital Improvement Program budget totals \$605.9 million. The following is an explanation of some highlights with comparisons to the FY 2023-24 current budget as well as FY 2022-23 audited financials.

FUND BALANCE POLICY

Since the City and Parish General Funds are the primary operating funds for governmental activities, it is recommended that fund balances be maintained at a level that allows for flexibility and protection against temporary revenue shortfalls and unexpected one-time expenses. To that end, this administration adopted an ending fund balance policy requiring a minimum maintenance level of 20% of annual operating expenditures for the City and Parish General Funds. In FY 2021-22 and FY 2022-23, unexpended appropriations totaled \$22.3 million and \$17.0 million, respectively. Unexpended appropriations increase the fund balance above the budgeted amount. To ensure that decisions included in this budget can be funded beyond this budget year, the same limitation was applied to the additional three projected years on the City General Fund and Parish General Fund Pro Formas included in the Budget Overview & Highlights section of this budget.

This proposed budget and three-year projections are in compliance with this policy as shown below.

(continued on the next page)

City General Fund:

	Proposed		Projected	
	FY 24-25	FY 25-26	FY 26-27	FY 27-28
Total Expenditures	\$ 127,519,976	\$ 126,777,313	\$ 127,322,267	\$ 128,388,132
Net Increase/(Decrease)	(5,288,377)	(3,006,865)	(1,984,265)	(1,453,312)
Ending Fund Balance	\$ 50,129,727	\$ 47,122,863	\$ 45,138,597	\$ 43,685,285
Ending Fund Balance as a Percent of Expenditures	39.31%	37.17%	35.45%	34.03%

Parish General Fund:

	Proposed		Projected	
	FY 24-25	FY 25-26	FY 26-27	FY 27-28
Total Expenditures	\$ 18,661,505	\$ 18,174,683	\$ 18,451,143	\$ 18,735,492
Net Increase/(Decrease)	(284,081)	90,943	113,044	132,974
Ending Fund Balance	\$ 4,629,165	\$ 4,720,108	\$ 4,833,152	\$ 4,966,126
Ending Fund Balance as a Percent of Expenditures	24.81%	25.97%	26.19%	26.51%

REVENUES

Total estimated revenues excluding inter-fund transactions, grants, and use of prior year fund balance in this proposed FY 2024-25 budget total \$671.8 million compared to \$638.1 million in the original adopted FY 2023-24 budget. The \$33.7 million difference is primarily due to estimated increases in utilities system revenues of \$10.0 million, interest on investments of \$10.4 and general property taxes of \$4.9 million over the prior year's budget. The assessed valuation used for Fiscal Year 2024 budget (Tax Year 2023) was based on tax year 2022 assessed valuation. The assessed valuation for tax year 2023 increased by 5.67% for the City and 8.55% for the Parish. Once again, revenues from federal and state grants that have not yet been awarded are not included in this budget; however, we will continue to pursue these grants and will present budget revisions as they are awarded.

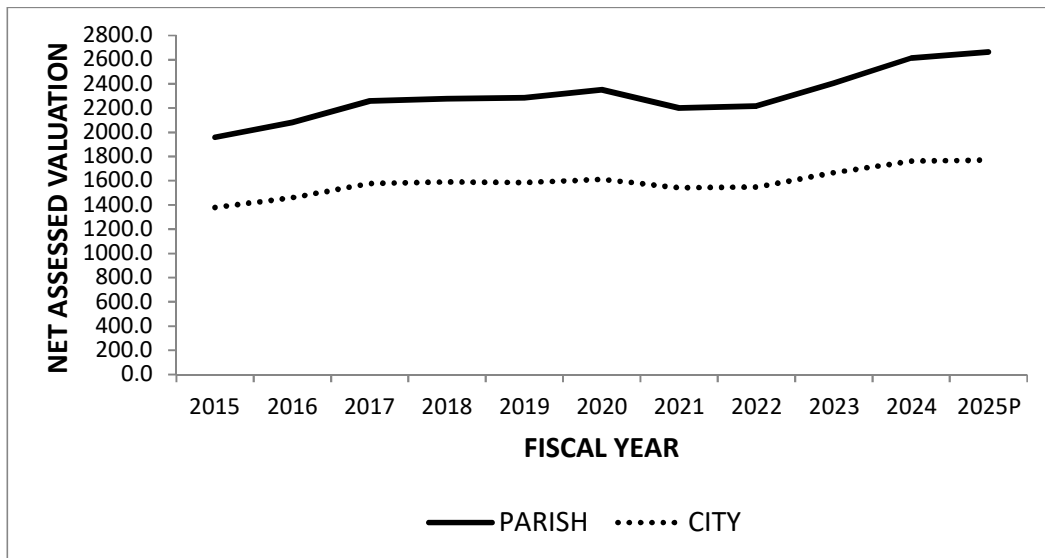
(continued on the next page)

Comparative Summary of Recurring Revenues
 Amounts in Thousands

	FY 24-25	FY 23-24	Increase/ (Decrease)	Percent Change
	Revenues	Revenues		
General Property Taxes	\$ 98,378	\$ 93,426	\$ 4,952	5.30%
Sales Tax	112,689	110,614	2,075	1.88%
Gross Receipts Business Tax	4,502	4,490	12	0.26%
Licenses & Permits	7,889	8,019	\$ (130)	-1.63%
Intergovernmental	7,123	6,936	187	2.69%
Charges For Services	68,423	64,601	3,822	5.92%
Fines & Forfeits	2,157	2,927	\$ (770)	-26.30%
Utilities System Revenues	273,913	263,868	10,045	3.81%
Communications System Revenues	53,760	50,800	2,960	5.83%
Interest On Investments	19,793	9,367	10,426	111.32%
Contribution fr Public Enterprises	2,234	2,430	(196)	-8.08%
Miscellaneous Revenues	20,981	20,668	314	1.52%
Total	\$ 671,842	\$ 638,145	\$ 33,697	

General Property Taxes (Ad Valorem) are budgeted based on actual collections for the first seven months of the current fiscal year. The ten-year history of assessed valuation for the Parish and the City are shown in the graph below.

Parish & City Property Tax History
Net Assessed Valuations
 (in millions)



City and Parish sales taxes in this budget are based on trends realized during the last 12 months. City sales taxes are projected to decrease \$247 thousand or 0.002% in the current 2023-24 fiscal year from actual FY 2022-23 collections and Parish sales taxes are projected to remain constant for the same period. The very small projected decrease in City sales taxes is

based on a very conservative estimate, and it is likely that actual collections will exceed these estimates. While the proposed budget is based on recent trends, sales tax collections will need to be closely monitored during the fiscal year. Lafayette's stable sales tax collections are evidence of Lafayette's success in maintaining its status as an economic hub for our region.

General Property Taxes are expected to increase by \$5.0 million or 5.3% due to a projected increase in property tax assessments. Sales Taxes are expected to increase \$2.1 million or 1.88% due to increased taxable sales. Charges for Services are expected to increase by \$3.8 million or 5.92% due to reimbursements from all departments to Risk Management for uninsured losses claims. Fines and Forfeits are projected to decrease \$770 thousand or 26.3% due to a decrease of city court civil fees collected. Utilities System Revenues are expected to increase \$10.0 million or 3.81% due to incremental rate increases on utility services. Communications Systems Revenues are expected to increase by \$2.96 million or 5.8% due to an increase in customer retail sales. Interest on Investments is expected to increase \$10.4 million or 111.3% due to improved investment portfolio performance.

Twenty-two percent (22%) of the City General Fund's revenue is attributable to in lieu of tax (ILOT) by the Utilities System Fund. The amount of ILOT included in this budget is \$26.6 million. However, the actual ILOT transfer could be substantially reduced based on decreases in cash flow. Those decreases can be due to increases in operational expenses, including expenses related to emergency weather related events, fluctuations in fuel cost, and increases in inventories such as coal.

There are two parts to the ILOT calculation. The first part of the calculation is the identification of taxable revenues and the second part of the calculation is often referred to as "the test". For the test, the amount of money left over after all the operating expenses and debt service are paid is compared to the amount of calculated ILOT. Increases in debt service, operating expenses, or inventory without a corresponding increase in revenue will have a negative effect on the amount of ILOT available. Continued monitoring of this fund's operations will be necessary to reduce the impact of ILOT fluctuation on the City General Fund.

This proposed budget includes an ILOT payment of \$3.1 million from the Communications System Fund. This is the third ILOT paid to the City General Fund from the Communications System (LUS Fiber). The calculated ILOT payment is reduced by the amount of imputed taxes paid by the system.

APPROPRIATIONS

Proposed expenditures, including inter-fund transactions and capital outlay, total \$750.1 million compared to \$710.2 million adopted for the current fiscal year. Net operating expenditures total \$459.8 million compared to \$435.6 million adopted for the current fiscal year.

(continued on the next page)

Comparative Summary of Expenditures & Other Financing Uses
Amounts in Thousands

Department	Total Appropriations			Net Operations		
	FY 2024-25	FY 2023-24	Increase/ (Decrease)	FY 2024-25	FY 2023-24	Increase/ (Decrease)
Finance	\$ 46,823	\$ 43,947	\$ 2,876	\$ 4,930	\$ 4,916	\$ 15
General Accounts	77,921	73,934	3,988	9,361	10,758	(1,397)
Elected Officials & Related Offices	43,223	39,505	3,717	34,333	31,602	2,731
Legal	2,329	2,469	(141)	2,329	2,469	(141)
Dept of Innovation & Technology	15,105	12,153	2,952	6,122	5,615	506
Police	53,700	49,929	3,771	44,546	40,663	3,883
Fire	42,540	41,610	929	36,089	33,861	2,229
Public Works	69,098	59,981	9,117	29,332	26,429	2,903
Drainage	17,127	18,152	(1,025)	11,247	10,459	789
Traffic, Roads & Bridges	25,884	27,097	(1,213)	19,609	18,061	1,548
PARC - Parks & Recreation	16,825	16,228	598	14,251	12,919	1,332
Community Devel. & Planning	9,117	9,162	(45)	7,224	7,163	60
Others	15,442	14,425	1,017	15,428	14,415	1,013
Utilities System	267,987	257,604	10,383	195,676	189,365	6,311
Communications System	46,990	44,013	2,978	29,361	26,925	2,437
Total	\$750,111	\$710,209	\$ 39,902	\$459,838	\$435,619	\$ 24,219

The total increase of \$39.9 million is largely due to transition from use of one-time ARPA dollars back to normalized funding levels and funding sources. The increase can also be attributed to a pay plan increase for classified employees at a cost of \$7.5 million across all departments. The increase of \$10.4 million in the Utilities System is due to \$3.8 million to implement the new pay plan, a \$3.1 million increase in purchased services, materials and supplies, and a \$1.2 million increase in ILOT payments. The Public Works increase of \$9.1 million is primarily due to an increase in capital appropriations of \$6.1 million and a CPI increase in LCG's contract for garbage collections of \$2.8 million.

The City General Fund is budgeting \$1.1 million to cover the 2% COLA for retired police and firefighters who were retired from active service prior to 1999 and were merged with the various state retirement systems. This payment started in 2008 when the state systems did not grant a full 2% COLA. Since 2008, the City General Fund has paid \$9.8 million to retired police and firefighters. The amount proposed in this budget is \$561 thousand for retired firefighters and \$516.5 thousand for retired police.

Both the City General Fund and the Parish General Fund provide operating subsidies to other funds. These subsidies reduce the funds available to provide general governmental services.

The Adult Correctional Center Fund has not been fully self-funded since the mid 1990's. The Courthouse Complex Fund and the Parish General Fund have provided over \$30.2 million and \$7.4 million, respectively, in operating subsidies to the Correctional Center Fund. Included in this proposed budget is another \$2.0 million expected to come from the Courthouse Complex Fund to the Correctional Center Fund for FY 2024-25. The Courthouse Complex millage is sufficient to cover the operating expenses of the fund and support some of the operating expenses of the Correctional Center Fund in this proposed budget. Capital improvements and increased

operating expenses in the Courthouse Complex Fund will limit the amount of funds available to provide future operating subsidies to the Correctional Center Fund.

The following table shows the various funds receiving operating subsidies from the City General Fund, the Parish General Fund and the Courthouse Complex Fund:

**Current and Future Operating Subsidies from General Funds
(In Thousands)**

FUND	Budget 2023-24	Proposed 2024-25	Projected if costs increase 2% annually		
			2025-26	2026-27	2027-28
Parks & Recreation - City	\$ 1,448	\$ 2,046	\$ 2,087	\$ 2,128	\$ 2,171
Science Museum	547	438	446	455	464
Transit	2,668	3,039	3,100	3,162	3,225
HPACC	-	512	522	532	543
Combined Golf Courses	195	599	611	624	636
Parking Fund	610	672	685	699	713
Codes & Permits	1,573	1,817	1,853	1,890	1,928
Fire Pension Fund	553	561	561	561	561
Police Pension Fund	449	517	517	517	517
War Memorial	328	1,145	1,168	1,191	1,215
Parks & Recreation - Parish	12	17	18	18	18
Coroner	896	903	921	940	958
Parishwide Fire Protection	319	320	326	333	340
Buchanan Garage	140	99	101	103	105
Correctional Center*	4,117	1,976	2,015	2,056	2,097
TOTAL	\$ 13,855	\$ 14,660	\$ 14,931	\$ 15,208	\$ 15,491

*From Courthouse Complex Fund

The City General Fund subsidy for the Municipal Transit System in this proposed budget is \$3.0 million. The average subsidy over the past five years is \$1.8 million. The increase is due to the expiration of the FY 2020 CARES Act funding. This funding was used for operations and maintenance as well as capital improvements relieving some of the liability on the City General Fund. Since 2000, the City General Fund has subsidized the Municipal Transit System by \$44.1 million through fiscal year ended October 31, 2023.

Employer contribution rates to the statewide retirement systems continue to increase. There are many different statewide systems included in LCG's payroll. The Municipal Employees Retirement System (MERS), the Parochial Employees Retirement System (PERS), the Firefighters Retirement System (FRS), and the Municipal Police Employees Retirement System (MPERS) are the four with the largest participation. This budget assumes contribution rates for these four systems at 28.00%, 11.50%, 33.25%, and 35.60%, respectively. Funding for the required payment from LCG to MERS according to Louisiana RS 11:1733 or other amounts related to LCG's retirement system changes for new employees are included in this proposed budget. The actual amount due will vary depending on employee changes during the year. If necessary, a budget amendment will be presented during the fiscal year to adjust this expense.

FUND BALANCE

The City General Fund is budgeted to end next fiscal year with a fund balance of \$50.1 million or 39% of budgeted annual expenditures and is projected to use \$5.3 million of fund balance. The Parish General Fund is budgeted to decrease by \$284 thousand and to end the year with a fund balance of \$4.6 million or 24.8% of budgeted annual expenditures.

The ending fund balance and the use of fund balance for both the City General Fund and the Parish General Fund for this proposed budget and the projected three years thereafter fall within the acceptable range according to the administration’s ending fund balance policy discussed at the beginning of this memorandum.

All revenues and existing fund balance in the City 1961 Sales Tax Capital Improvement Fund and City 1985 Sales Tax Capital Improvement Fund are budgeted for capital projects. As projects are completed, any unused appropriations will be returned to fund balance during the year through budget amendments adopted by the City Council. Any additions to projects included in this proposed budget will require a corresponding decrease in current or proposed projects.

PERSONNEL

Total personnel is expected to decrease by 6. The changes in the various departments are summarized below.

Department	Net Change #
Elected Officials/Judicial/Other	7
Elected Officials Executive	3
Innovation & Technology	-1
Police	-5
Public Works	-8
Drainage	-3
Traffic, Roads & Bridges	-9
Parks Arts Recreation Culture	1
Community Development & Planning	1
Utilities	3
Communications System	5
Total	-6

Elected Officials/Judicial/Other increased by a net of seven positions. Four of these positions are within the City Marshal’s Office in order to reinstate the City Park Police, four registered nurse positions are within the Coroner’s office to implement the Sexual Assault Nurse Examiner (SANE) program, and one District Court Judge secretary position was eliminated. Police personnel decreased by a net of five positions with the addition of one Deputy Chief of Police and the removal of six records clerk positions. Public Works decreased by eight positions. Drainage decreased by a net of three positions. One Labor Foreman I will be added to assist with roadside debris removal and drainage flushing. Drainage removed four additional positions. Traffic, Roads and Bridges decreased by a net of nine positions. A labor Foreman III was added to provide needed support for Grounds Maintenance, and eight other positions were removed. The Police, Public Works, Drainage, and Traffic, Roads and Bridges positions removed were evaluated by each department and determined that they were not needed in the upcoming fiscal year. Utilities increased by three positions, adding a Water/Wastewater Trouble Shooter, a Water/Wastewater Supervisor, and a Wastewater Plant Operator in order to accommodate future departmental restructuring and plant operations needs. The Communications System increased by a net of

five positions, including three positions in Customer Service, one Installation Tech, and the addition of three new positions and removal of two positions in Engineering, in order to more efficiently operate and support the growing needs of the Communications System.

Promotions and new positions presented throughout this proposed budget were included at the request of each department director. Budget Management works with Human Resources and Civil Service to insure that no promotion or new hire is granted without the approval of Civil Service.

The salaries and related benefits include a one-time pay plan adjustment for eligible employees and is deemed to satisfy the mandated 2% longevity for eligible firefighters. Raises included in this budget under the promotion line items are the result of recommendations by Civil Service based on Civil Service Rule IV Section 1.9.

GROUP HEALTH/LIFE INSURANCE FUND

The employer and employee contributions for group health premiums are expected to remain the same as the prior year. An employee with single coverage will have a cost of \$21.13 per pay period and LCG will have a cost of \$210.59. An employee with family coverage will have a cost of \$180.23 per pay period and LCG will have a cost of \$423.30. Total premium contributions are projected to generate \$21.8 million for self-insured group hospitalization insurance expenses.

The proposed premium structure for group health insurance is shown in the following table.

	<u>Monthly Premium</u>	<u>Per Pay Period Premium</u>		<u>Monthly Premium</u>
Employee Coverage				
Employee Cost	45.79	21.13		
LCG Cost	<u>456.28</u>	<u>210.59</u>		
Total Cost	502.07	231.72		
Family Coverage			Retiree Family Coverage	
Employee Cost	390.49	180.23	Employee Cost	851.36
LCG Cost	<u>917.15</u>	<u>423.30</u>	LCG Cost	<u>456.28</u>
Total Cost	1,307.64	603.53	Total Cost	1,307.64

FIVE-YEAR CAPITAL IMPROVEMENT PROGRAM

The Consolidated Government's Non-Utilities Five-Year Capital Improvement Program totals \$370.5 million. Of that amount, \$100 million is financed with new bond proceeds over a five-year period for the City. We have been balancing our capacity to issue bonds with our ability to pay for them from sales tax proceeds while maintaining adequate coverage ratios and pay-as-you-go capital funds. New bond issues in this proposed budget maintain a strong 3.73 to 3.9 coverage ratio (3.81 average coverage ratio) of sales tax revenues to debt service payments without entering into any debt restructuring.

(continued on the next page)

AD VALOREM MILLAGES

The following ad valorem millages will expire in 2025:

Purpose		Millage Amount	Expiration Year
Combined Public Health	Parish	1.98	2025
Parishwide Fire Protection	Parish	0.23	2025
Storm Water Management	Parish	1.10	2025
Parishwide Fire Protection	Parish	0.175	2025
Roads & Bridges	Parish	0.075	2025

EXCELLENCE IN BUDGET PRESENTATION

The Budget Management Division of the Office of Finance and Management continues to demonstrate its commitment to providing high quality service and excellence in financial reporting. For eleven consecutive years through FY 2023-24, the Office of Finance and Management has received the “Distinguished Budget Presentation Award” from the Government Finance Officers Association (GFOA) of the United States and Canada for our Annual Operating & Five-Year Capital Improvement Budget. This national award is the highest professional recognition in governmental budgeting. To receive this award, a governmental unit must publish a budget document that meets program criteria as a policy document, an operations guide, a financial plan, and a communications device. We believe our current budget continues to conform to the program requirements, and we are submitting it to GFOA upon adoption to determine its eligibility for another award.

CLOSING

We continue to see many changes in the regulatory environment for governments issuing municipal bonds. We are subject to increased surveillance and monitoring by the rating agencies and increased disclosure requirements. It is important that we continue to maintain a strong bond rating in order to obtain the best interest rates as we continue our capital improvement plan. The financial policy regarding fund balance in the City General Fund is one tool that helps us obtain the best bond rating for our government. Future recommendations regarding the sustainable use of fund balance should be considered.

I wish to thank you, CAO Rachel Godeaux, Budget Manager Denise Deville, the award-winning Budget Management staff, Financial Analyst Laura Grettner, the Directors, and CFO staff for their assistance in preparing this document. We look forward to working with you and both the City and Parish Councils in implementing this financial plan for the upcoming fiscal year.

Sincerely,



Karen V. Fontenot, CPA
Chief Financial Officer



BUDGET SUMMARY

FY 2025 Adopted Budget

FY 2025 Budget

All Funds Total Appropriations.....	752,080,280
All Funds Net Operations.....	458,388,425
Non-Business Type Capital	93,418,071
Business Type Capital.....	58,759,000

Governmental Funds

FY 2025 City General Fund.....	127,207,121
FY 2025 Parish General Fund.....	18,624,323
All Other Governmental Funds.....	216,504,560

Enterprise Funds

Utilities System Fund.....	266,541,191
Communications System Fund.....	45,669,645
Environmental Services Fund.....	19,490,924
CNG Service Station Fund.....	250,480

Internal Service Funds

Unemployment Compensation.....	89,000
Group Hospitalization Fund.....	31,588,070
Risk Mgmt Fund-General Government.....	14,318,164
Central Vehicle Maintenance Fund.....	8,396,802

Taxes

City Sales Tax General (35%).....	36,389,790
City Sales Tax Restricted for Capital (65%).....	67,581,038
City Sales Tax - TIF.....	1,718,319
City Property Tax.....	32,213,538
City Miscellaneous Taxes	2,247,284
Total City Sales and Property Taxes.....	140,149,969
Parish Miscellaneous Taxes.....	2,550,568
Parish Sales Tax (Unincorporated).....	7,000,000
Parish Property Tax (Parishwide).....	66,164,755
Total Parish Sales and Property Taxes.....	75,715,323
Total City & Parish Taxes.....	215,865,292

FY 2025

Personnel Summary

Authorized City-Parish Positions

City General Fund Positions.....	935
Parish General Fund Positions.....	55
Total Other Fund Positions (Including Grants).....	1,268
Authorized Positions All Funds (Including Grants).....	2,258

Uniform Positions

Police Uniform Positions.....	310
Fire Uniform Positions.....	265

Lafayette Consolidated Government

**705 W. University Ave
Lafayette, LA 70506**

www.lafayettela.gov

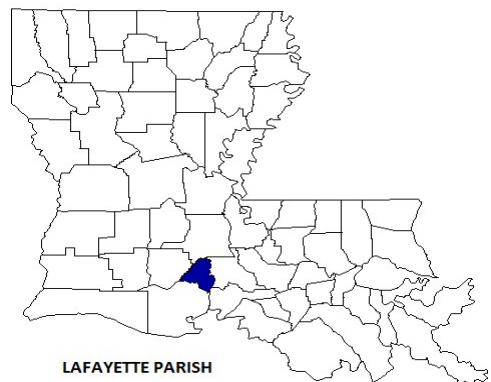
Accessing the Budget

On-line versions of the FY 2025 Adopted Budget are posted on Lafayette Consolidated Government's websites at:

www.lafayettela.gov

www.lafayettebonds.com

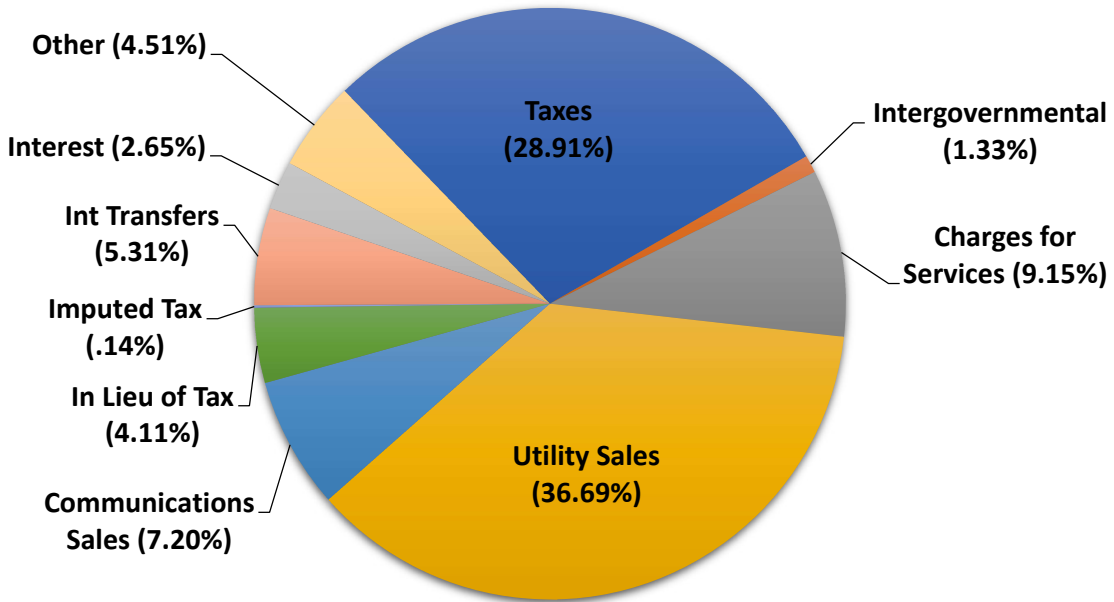
The Adopted Budget Document is also available at your nearest public library.



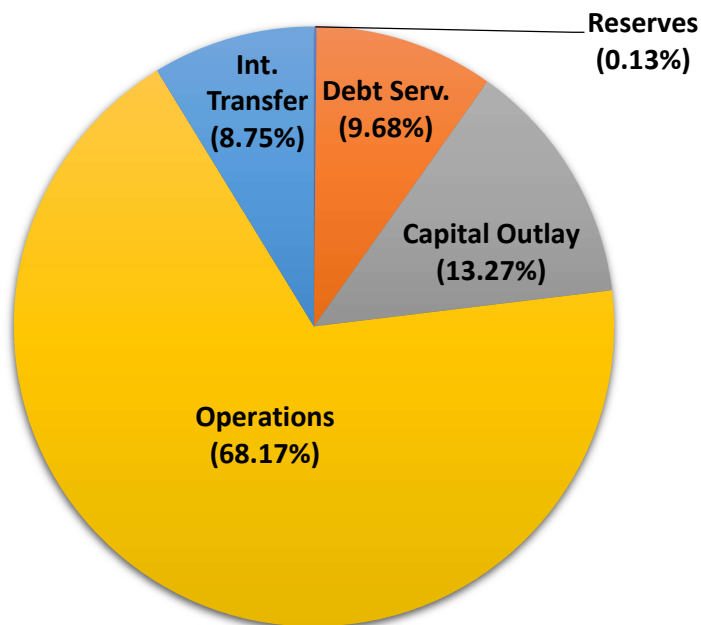


Lafayette Consolidated Government 2024 - 25 Adopted Budget

Revenues \$746,588,529



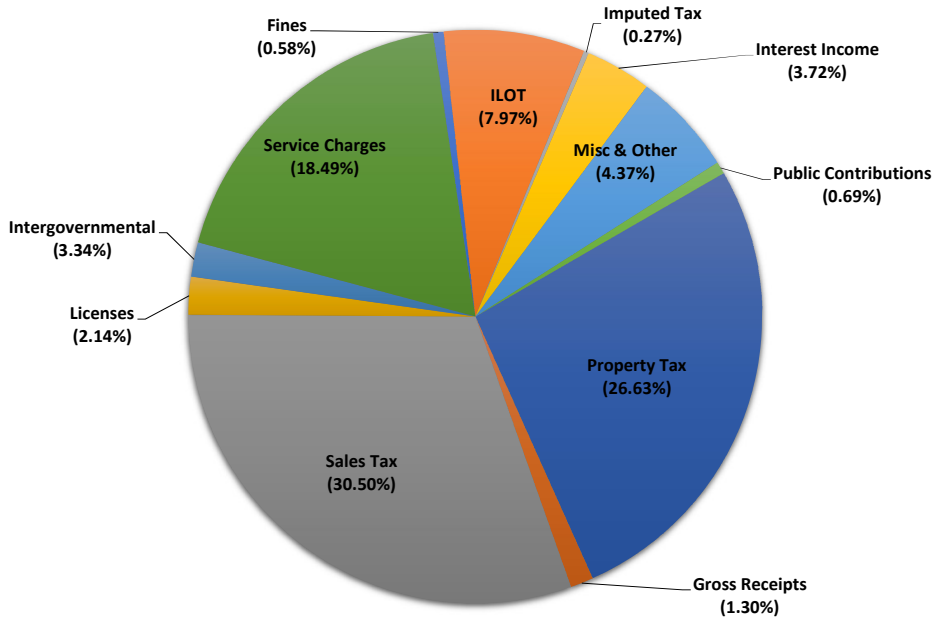
Expenditures & Reserves \$752,080,280



**Lafayette Consolidated Government
Non-Utilities
2024 - 25 Adopted Budget
(Excludes Utilities, Communications & Interfund Transfers)**

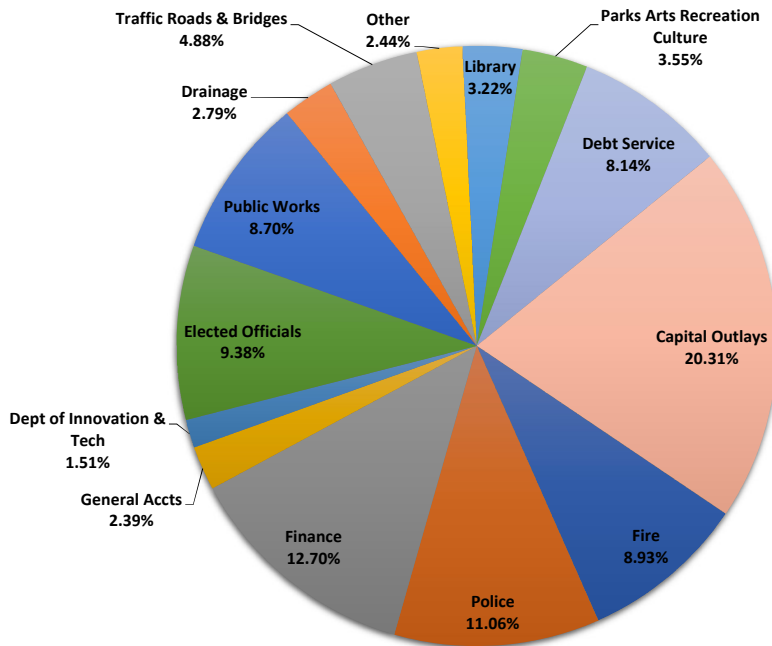
Revenues

\$369,467,117



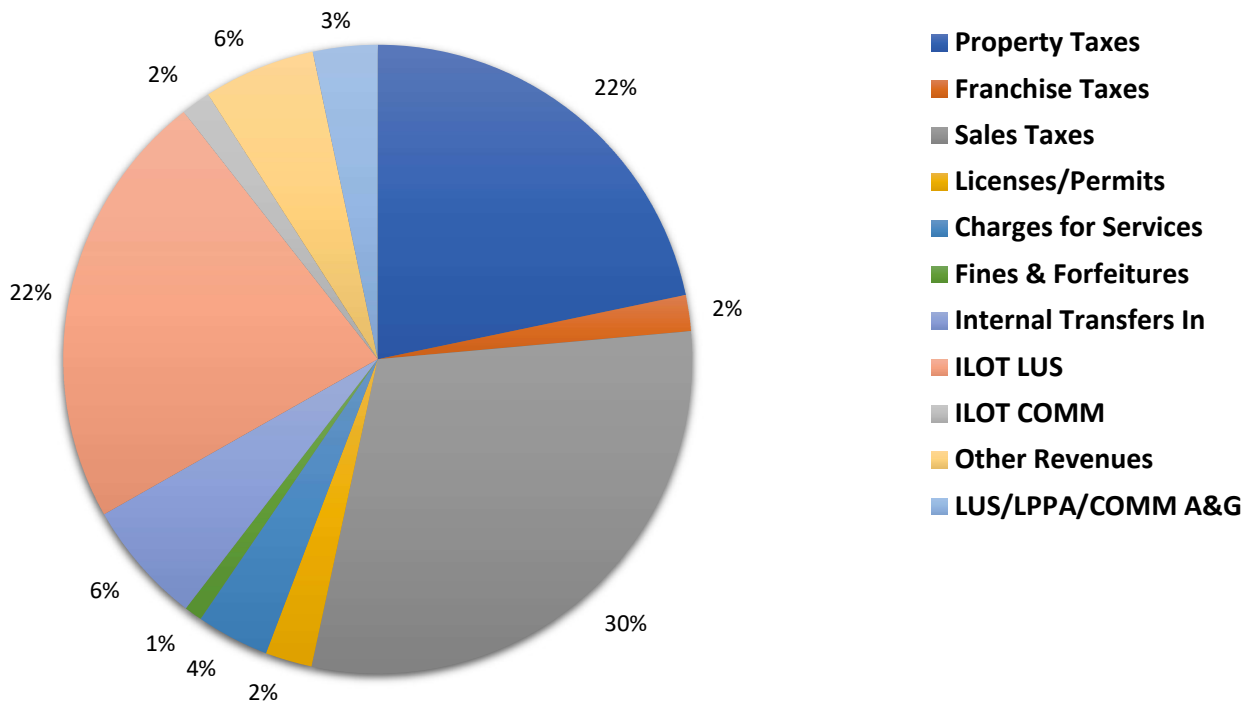
Expenditures

\$401,147,334

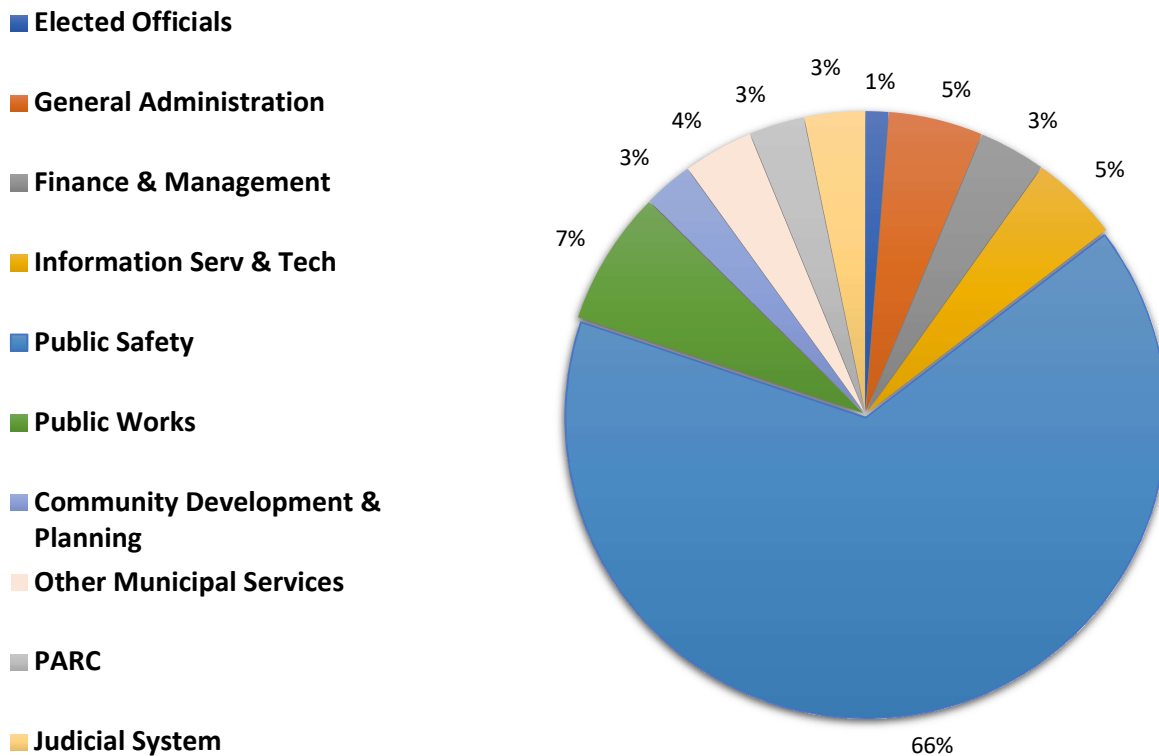


**Lafayette Consolidated Government
2024 - 25 Adopted Budget
City General Fund**

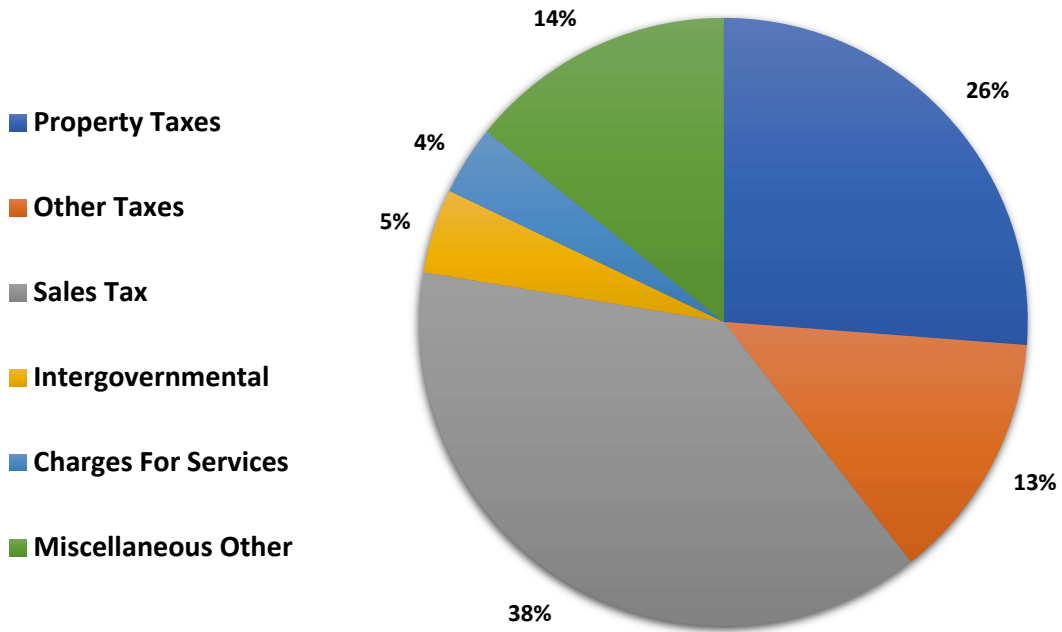
\$122,086,158 - Revenues



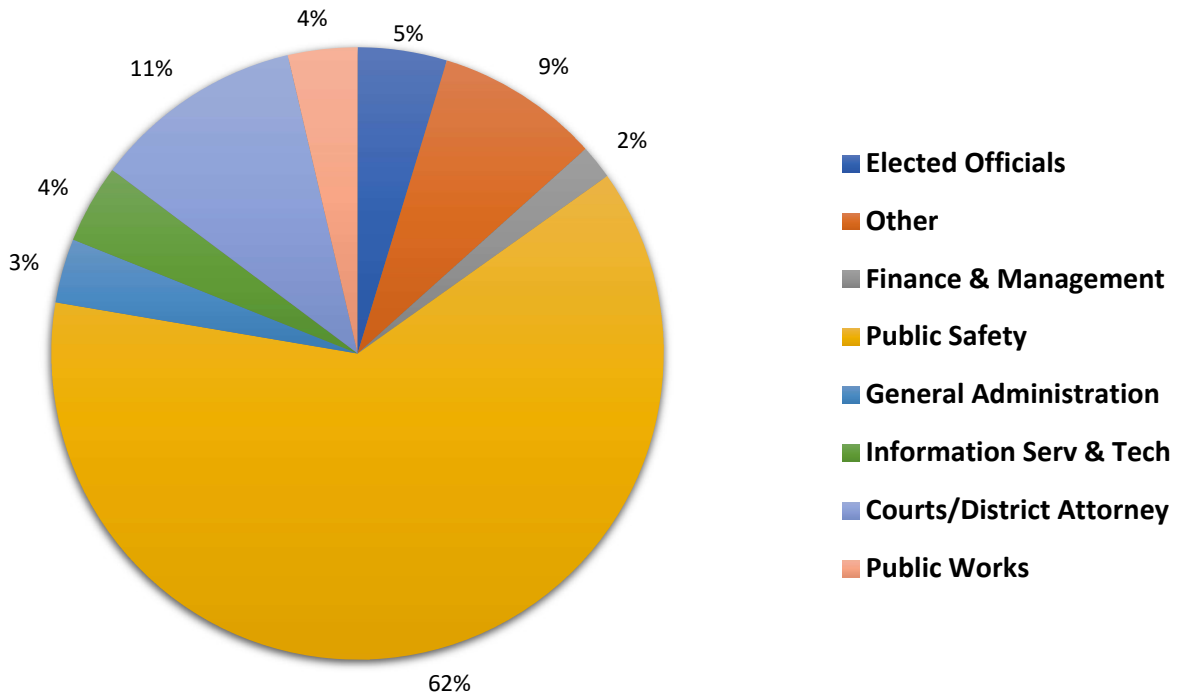
\$127,207,121 - Expenditures



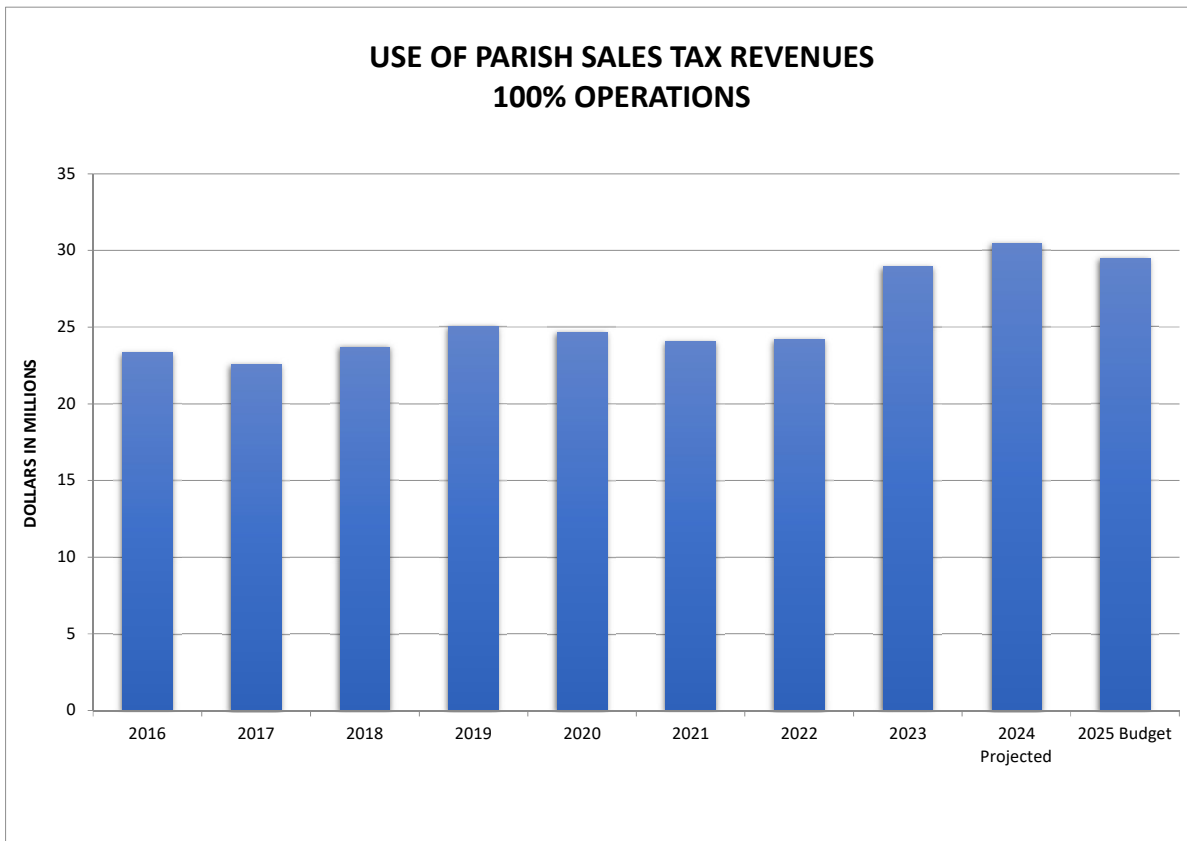
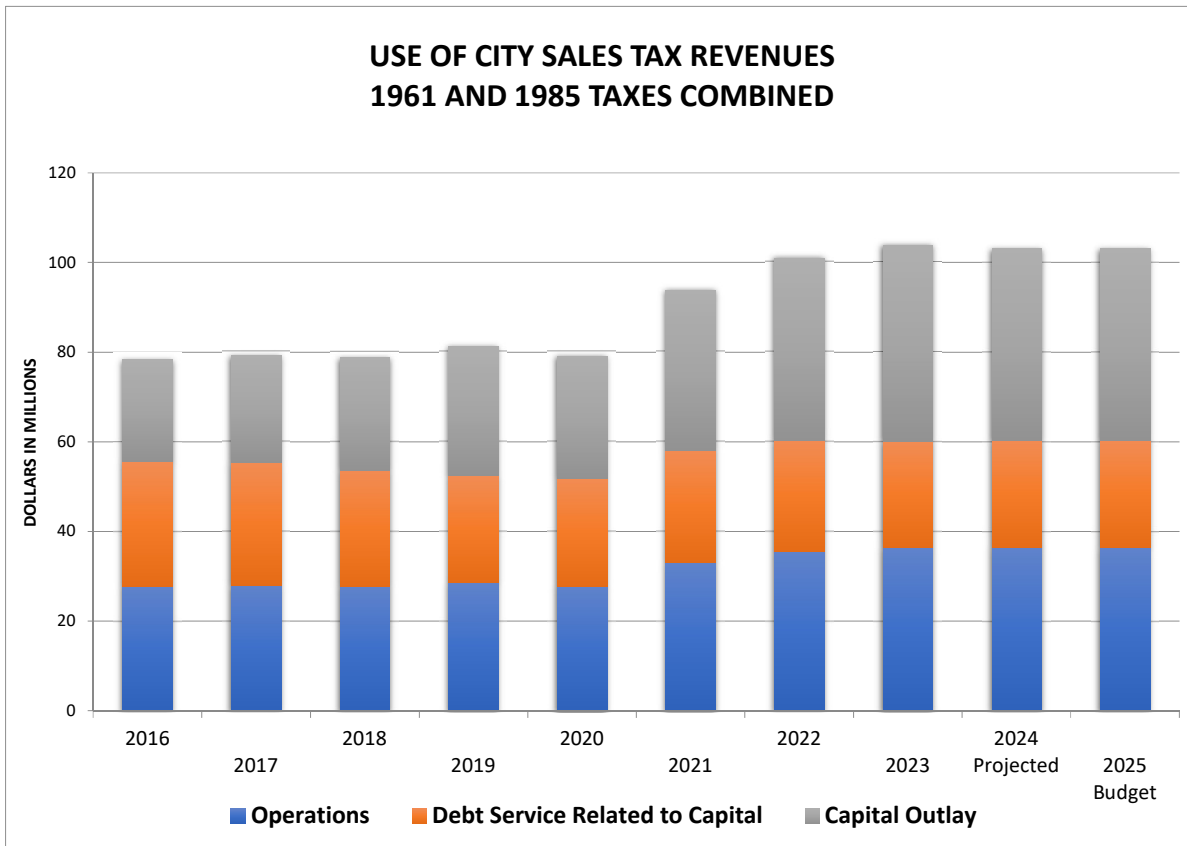
**Lafayette Consolidated Government
2024 - 25 Adopted Budget
Parish General Fund
\$18,339,924 - Revenues**



\$18,624,323 - Expenditures

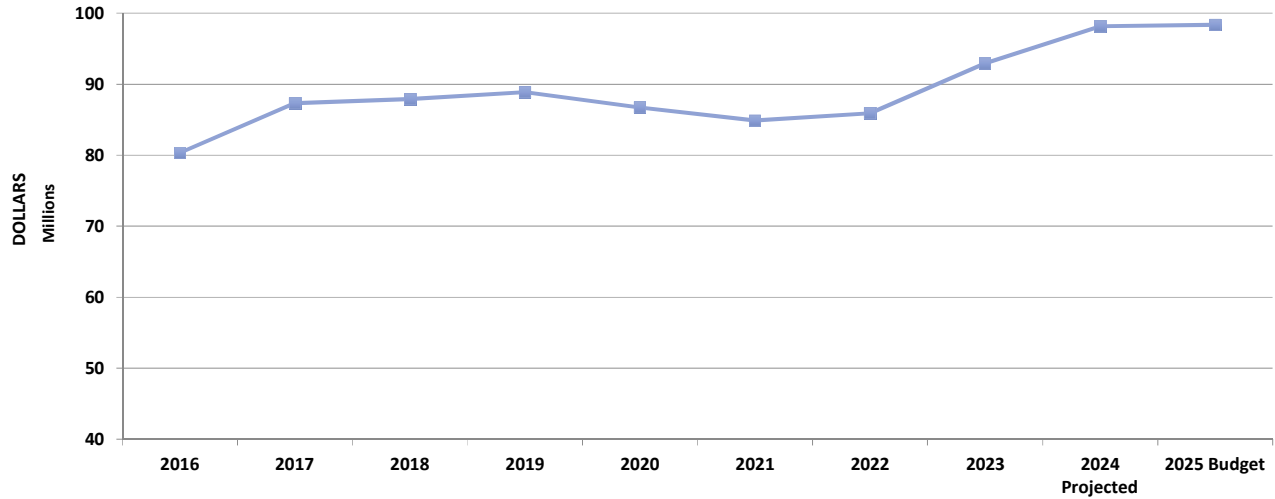


Lafayette Consolidated Government 2024 - 25 Adopted Budget



Lafayette Consolidated Government 2024 - 25 Adopted Budget

PROPERTY TAX REVENUE LAST TEN YEARS



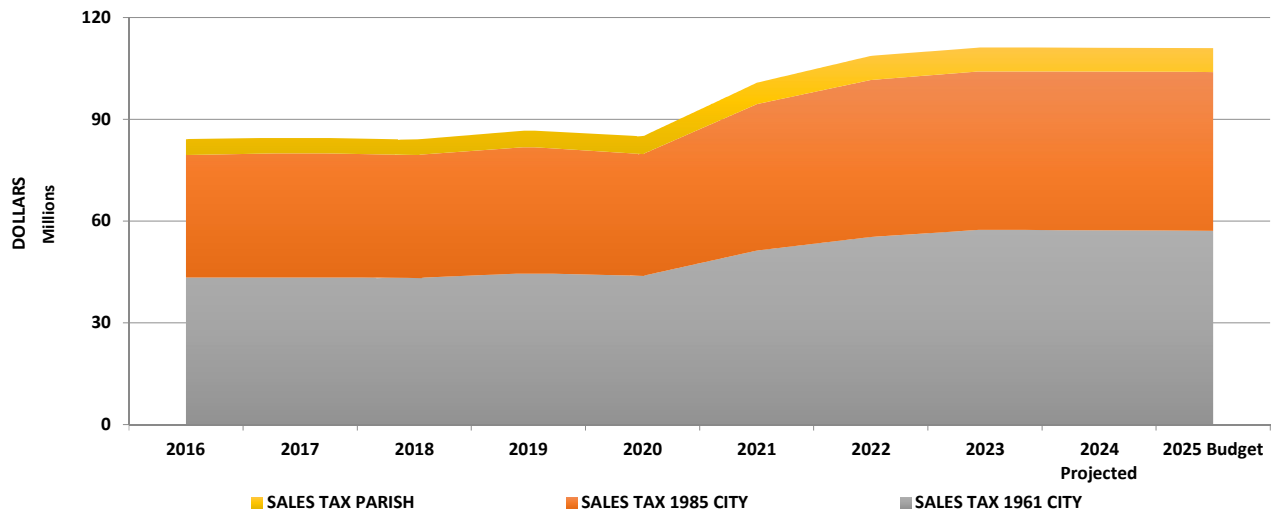
Property Tax Revenue is budgeted based on the assessed valuation received from the Lafayette Parish Assessor.

Parish-wide property taxes are subject to a homestead exemption of \$75,000. Taxes levied only within municipal boundaries are not subject to the exemption.

Statutory deductions from parish-wide property taxes to fund statewide retirement systems for assessors', clerks of court, sheriffs', district attorneys', and other statewide systems are budgeted as an expense under the account titled "Tax Deductions - Retirement".

The Fiscal Year 2025 Budgeted Property Tax Revenue is projected to increase 2.26% over current year projections.

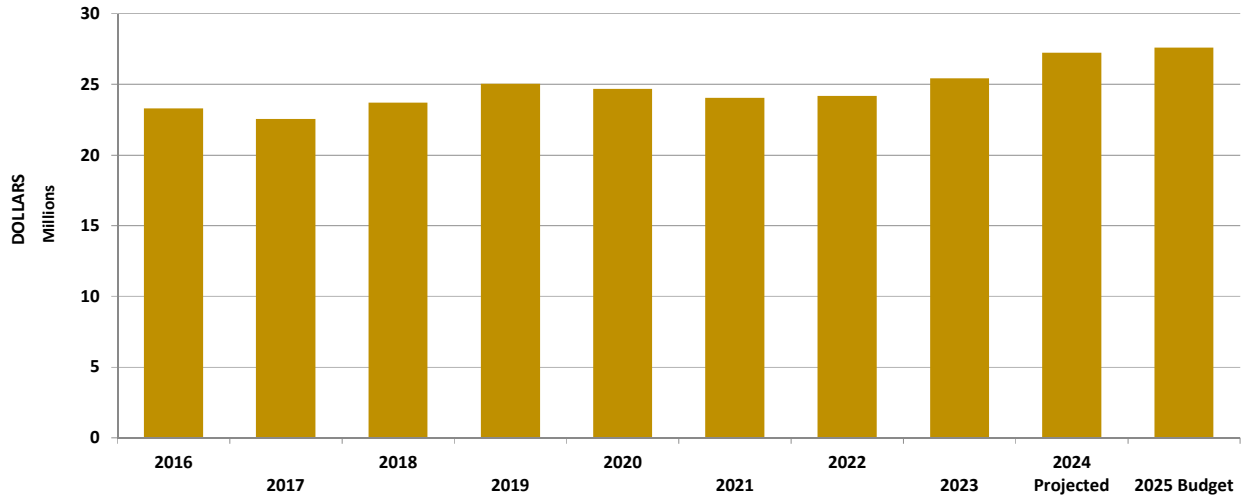
SALES TAX REVENUE LAST TEN YEARS



Sales Tax Revenue is budgeted based on a 1% increase over the Fiscal Year 2024 projections.

**Lafayette Consolidated Government
2024 - 25 Adopted Budget**

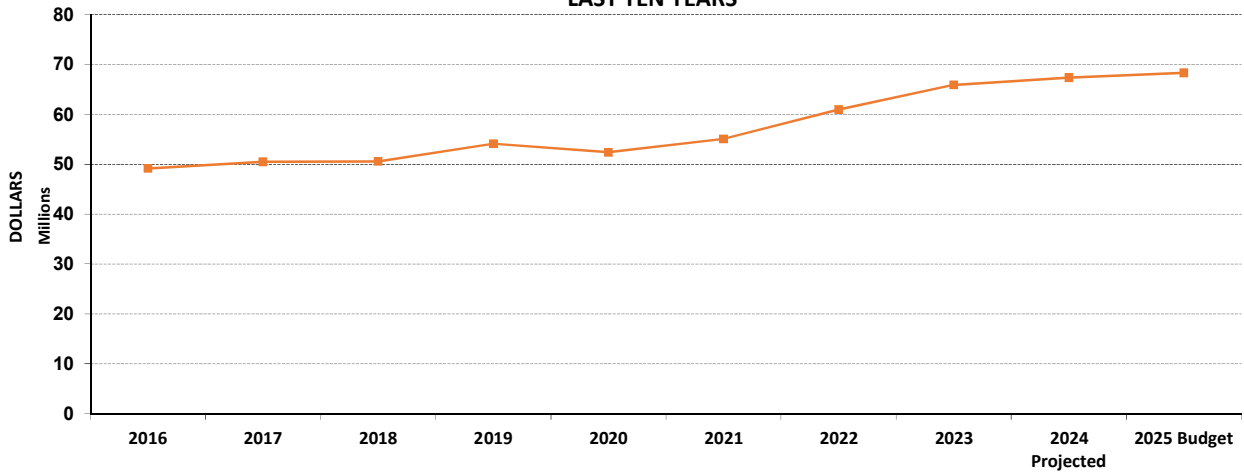
**IN LIEU OF TAX REVENUE
LAST TEN YEARS**



ILOT is budgeted to provide approximately 24% of the City General Fund revenues. It is budgeted based on the prior years' actual calculated payment.

In Lieu of Tax Revenue (ILOT), more commonly referred to as Payment In Lieu of Tax (PILOT), is the payment made from the Utilities Department to compensate the City's General Fund for taxes and fees it would otherwise receive from a privately owned utility.

**CHARGES FOR SERVICES
LAST TEN YEARS**

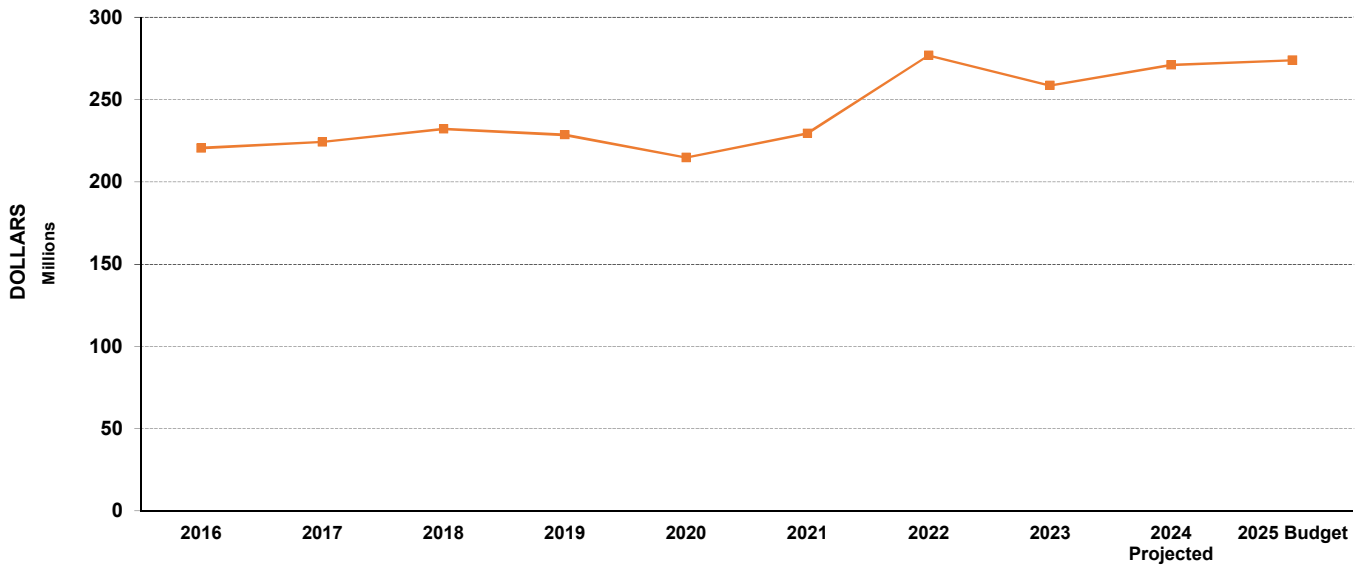


LCG is self-insured for workers' compensation, general liability, errors and omissions, automobile liability, fleet collision, and property as well as employee health. LCG's home rule charter requires all funds, including internal service funds, be included in the annual budget. Self insurance premiums total \$26.9 million and are recorded as a revenue in the internal service fund and as an expense in the fund using the service.

Charges for Services is budgeted to increase by 1.42% and is primarily due to the expected increase in Self Insurance Revenues and Refuse Collection Charges.

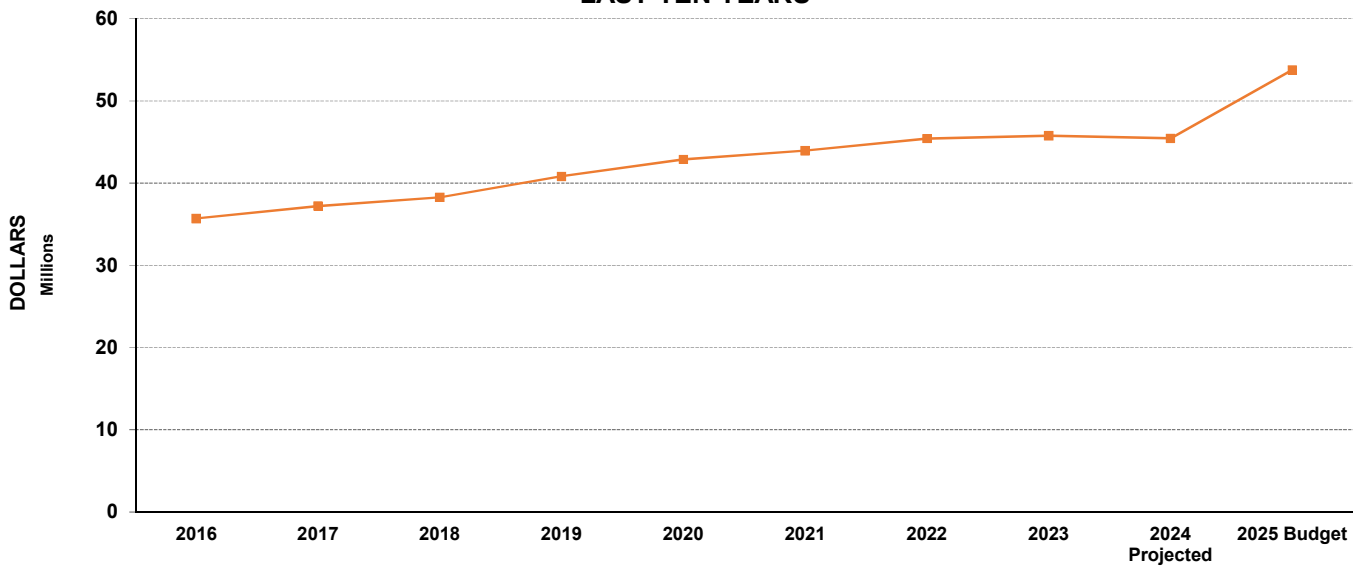
**Lafayette Consolidated Government
2024- 25 Adopted Budget**

**UTILITIES SYSTEM REVENUES
LAST TEN YEARS**



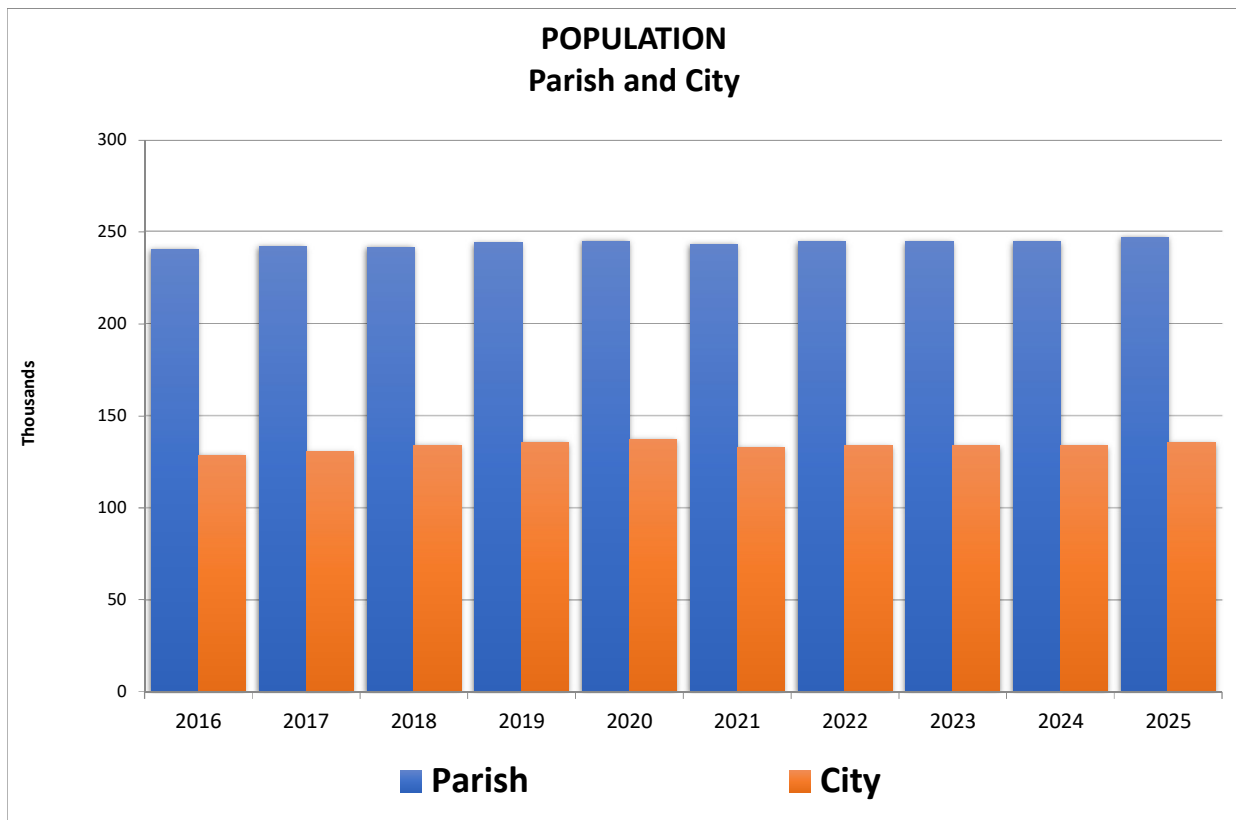
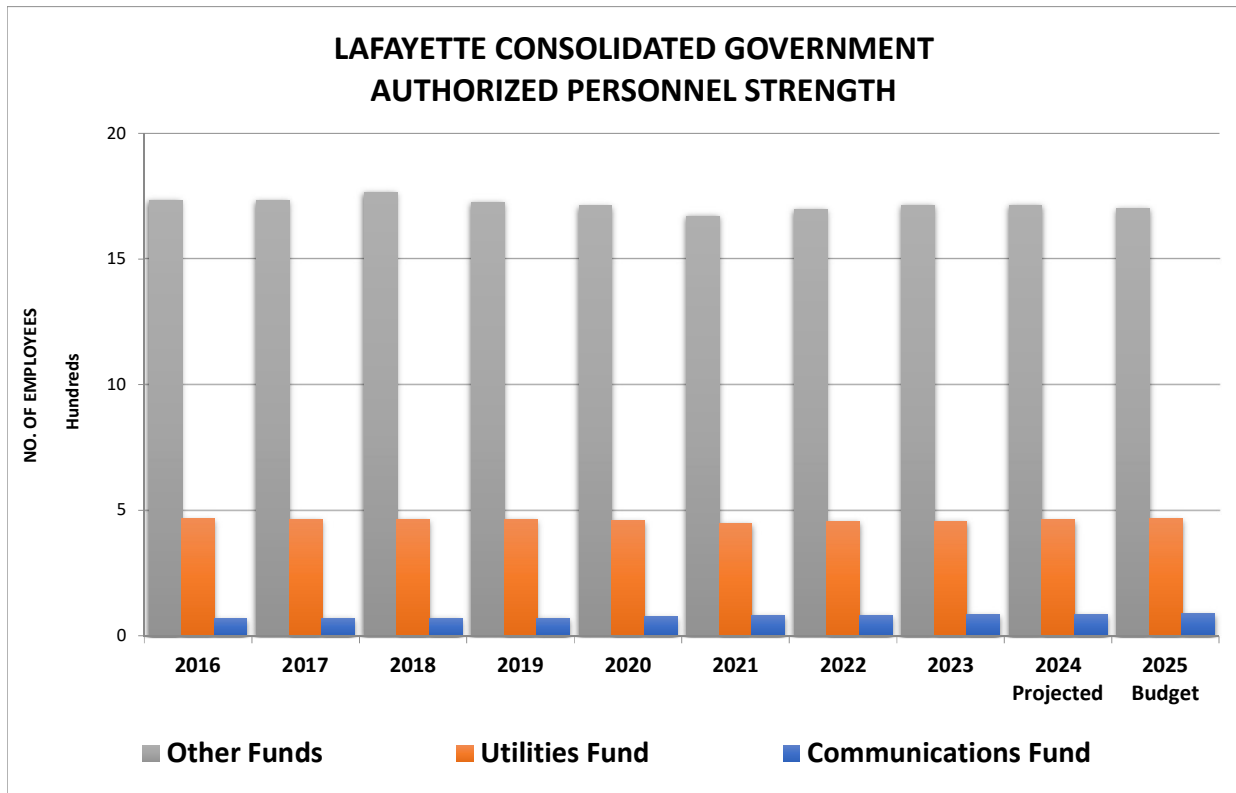
Sales of electricity, water, and wastewater are budgeted to increase 1.03% over current year projections.

**COMMUNICATIONS SYSTEM REVENUES
LAST TEN YEARS**

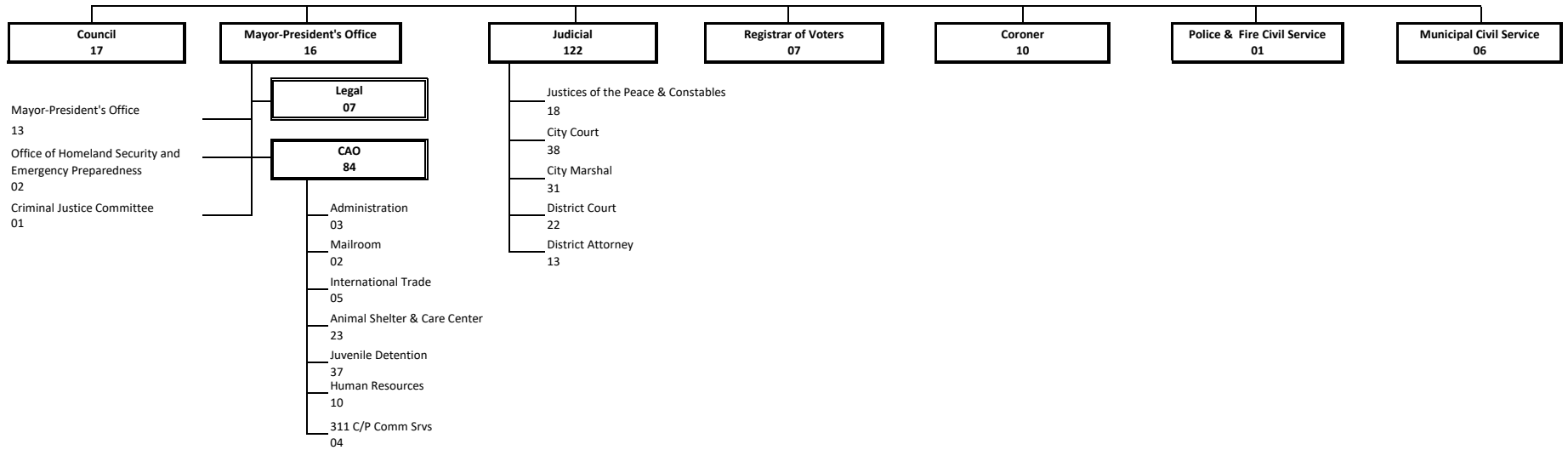


Sales of internet, cable television, and telephone are budgeted to increase 18.30% over current year projections. The system started providing retail services in 2009 and is expected to continue to grow as new customers add and transfer their service to the Communications System.

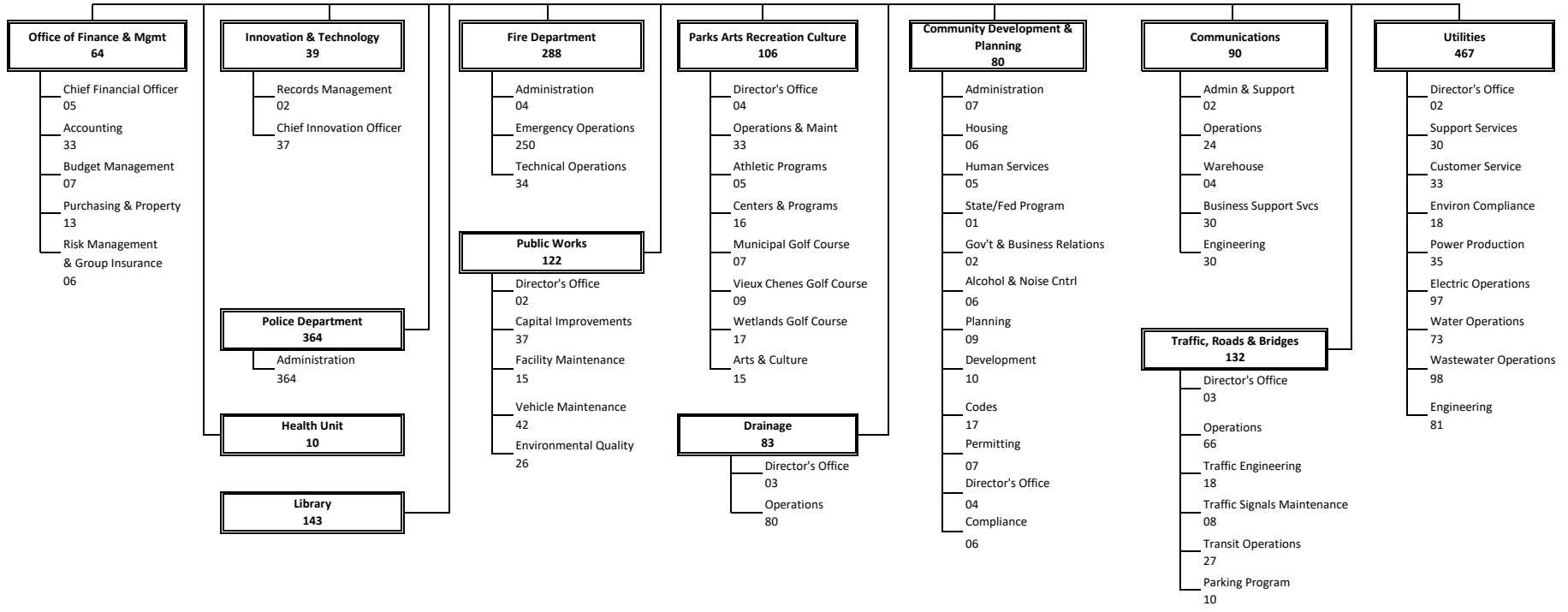
Lafayette Consolidated Government 2024 - 2025 Adopted Budget



LAFAYETTE CONSOLIDATED GOVERNMENT



66



Total Employee Strength
(Excluding Temporary)
2,258



**Lafayette Consolidated Government
2024-25 Adopted Budget
Personnel Strength Recap**

9/26/2024

Name of Department	Authorized as of 07/07/23	Authorized as of 06/19/24	Additional Authorization	Approved Authorization for 2024-25
Elected Officials/Judicial/Other	147	148	8	156
Elected Officials Executive	96	96	4	100
Legal Department	7	7	0	7
Finance & Management	64	64	0	64
Innovation & Technology	38	40	(1)	39
Police	364	369	(5)	364
Fire	285	288	0	288
Public Works	132	130	(8)	122
Drainage	91	87	(4)	83
Traffic, Roads & Bridges	141	141	(9)	132
Parks Arts Recreation Culture	105	105	1	106
Community Development & Planning	80	79	1	80
Other Budgetary Units	160	160	0	160
Utilities	457	462	5	467
Communications System	83	85	5	90
Totals	2,250	2,261	(3)	2,258



Lafayette Consolidated Government
2024-25 Adopted Budget
Summary of Revenues by Fund

Fund No.	Fund Name	Recurring Revenues	Non-Recurring Revenues	Interfund Transfers	FY 24/25	FY 23/24	10/31/2024
					Adopted Revenues	Adopted Revenues	Percent Change
---Operating Funds---							
101	General Fund-City	78,607,242	1,221,409	42,257,507	122,086,158	118,595,360	2.94%
105	General Fund-Parish	16,898,141	822,545	619,238	18,339,924	17,282,463	6.12%
201	Recreation & Parks Fund	3,807,909	0	2,053,354	5,861,263	5,166,242	13.45%
202	Lafayette Science Museum	36,300	0	437,833	474,133	582,786	-18.64%
203	Municipal Transit System	712,602	2,353,818	3,033,815	6,100,235	5,702,594	6.97%
204	HPAC-Commission	1,287,187	0	726,915	2,014,102	1,799,189	11.94%
205	HPAC-Reserve	2,363,729	0	0	2,363,729	2,774,170	-14.80%
206	Animal Shelter & Care Center	380,742	0	2,793,042	3,173,784	2,366,453	34.12%
207	Traffic Safety	0	0	0	0	163	-100.00%
209	Combined Golf Courses	3,310,883	0	571,695	3,882,578	3,112,898	24.73%
211	Golf Cart Fund	0	0	200,000	200,000	1,066,767	-81.25%
241	Parish Parks & Recreation Fund	0	0	17,240	17,240	11,680	47.60%
250	Opiod Settlement Fund	800,197	0	0	800,197	0	100.00%
255	Criminal Non-Support	763,607	0	0	763,607	781,114	-2.24%
259	City Street, Road & Alley Fund	2,284,523	0	0	2,284,523	2,181,970	4.70%
260	Road & Bridge Maintenance	12,185,954	1,878,630	0	14,064,584	13,140,200	7.03%
261	Drainage Maintenance	9,369,681	101,592	0	9,471,273	8,810,703	7.50%
262	Correctional Center	5,657,525	133,644	1,975,859	7,767,028	7,807,569	-0.52%
263	Library	12,713,920	182,694	0	12,896,614	12,959,594	-0.49%
264	Courthouse Complex	6,962,602	151,527	0	7,114,129	6,365,507	11.76%
265	Juvenile Detention Facility	3,575,654	42,939	0	3,618,593	3,269,140	10.69%
266	Public Health Unit Maintenance	93,326	228,480	533,906	855,712	1,564,289	-45.30%
267	War Memorial Building	0	0	1,144,761	1,144,761	325,367	251.84%
268	Criminal Court	712,905	5,813	0	718,718	610,518	17.72%
269	Combined Public Health Fund	5,077,056	0	0	5,077,056	4,773,676	6.36%
270	Coroner	814,484	0	1,137,628	1,952,112	1,442,034	35.37%
271	Mosquito Abatement & Control-Parishwide	47,409	0	641,890	689,299	1,010,792	-31.81%
273	Storm Water Management Fund	3,230,802	0	0	3,230,802	2,922,956	10.53%
274	Cultural Economy Fund	18,074	0	0	18,074	7,524	140.22%
275	Parshwide Strt, Drnage, Brdge Fd	47,774	0	0	47,774	37,680	26.79%
276	Parshwide Parks & Rec Proj Fd	22,365	0	0	22,365	7,261	208.02%
278	Polce & Fire Resilency Fund	352,222	0	0	352,222	114,510	207.59%
279	Parishwide Fire Protection	1,036,742	0	320,000	1,356,742	1,290,698	5.12%
285	Criminal Justice Coord Comm Fd	120,000	0	30,000	150,000	0	100.00%
296	Parking Garage Rev-Buchanan	102,447	0	98,888	201,335	247,788	-18.75%
297	Parking Program	544,168	0	672,696	1,216,864	1,137,540	6.97%
299	Codes & Permits	3,656,519	0	1,810,391	5,466,910	5,195,006	5.23%
	Sub-Total--Operating Funds	177,594,691	7,123,091	61,076,658	245,794,440.00	234,464,201.00	4.83%
---Debt Service Funds---							
352	Sales Tax Bond Sinking Fund-1961	13,355,488	0	0	13,355,488	12,956,137	3.08%
353	Sales Tax Bond Reserve Fund-1961	295,551	0	51,226	346,777	74,547	365.18%
354	Sales Tax Bond Sinking Fund-1985	10,577,698	0	380,831	10,958,529	9,277,594	18.12%
355	Sales Tax Bond Reserve Fund-1985	209,483	0	0	209,483	43,029	386.84%
356	Contingency Sinking-Parish	4,842,084	0	0	4,842,084	4,495,492	7.71%
357	2011 City Cert Of Indebt-HFarm	553,132	0	0	553,132	536,294	3.14%
358	Limited Tax Refund Bds Sk	39,579	0	2,751,742	2,791,321	2,799,707	-0.30%
	Sub-Total--Debt Service Funds	29,873,015	0	3,183,799	33,056,814	30,182,800	9.52%
---Capital Project Fund---							
401	Sales Tax Capital Improvement-City	0	0	0	0	46,851,142	-100.00%
461		24,815,322	0	2,305,620	27,120,942	0	100.00%
485		21,064,568	0	1,826,223	22,890,791	0	100.00%
	Sub-Total--Capital Project Funds	45,879,890	0	4,131,843	50,011,733	46,851,142	6.75%
---Internal Service Funds---							
605	Unemployment Compensation	0	0	89,000	89,000	89,000	0.00%
607	Group Hospitalization	31,588,070	0	0	31,588,070	26,599,239	18.76%
614	Risk Management	14,318,164	0	0	14,318,164	10,871,342	31.71%



**Lafayette Consolidated Government
2024-25 Adopted Budget
Summary of Revenues by Fund**

Fund No.	Fund Name	Recurring Revenues	Non-Recurring Revenues	Interfund Transfers	FY 24/25	FY 23/24	10/31/2024
					Adopted Revenues	Adopted Revenues	Percent Change
702	Central Vehicle Maintenance	9,460,655	0	0	9,460,655	9,290,345	1.83%
	Sub-Total Internal Service Funds	55,366,889	0	89,000	55,455,889	46,849,926	18.37%
---Trust & Agency Funds---							
227	Downtown Lafayette EDD	0	0	0	0	0	100.00%
228	University Gateway EDD	0	0	0	0	0	100.00%
229	Trappey EDD	0	0	0	0	0	100.00%
230	Northway EDD	0	0	0	0	0	100.00%
231	Holy Rosary Institute EDD	0	0	0	0	0	100.00%
215	City Sales Tax Trust Fund-1961	543,129	0	523,661	1,066,790	661,977	61.15%
222	City Sales Tax Trust Fund-1985	515,939	0	391,095	907,034	585,638	54.88%
225	TIF Sales Tax Trust Fund-MM101	17,567	0	0	17,567	6,829	157.24%
226	TIF Sales Tax Trust Fund-MM103	1,841,562	0	0	1,841,562	1,607,203	14.58%
	Sub-Total--Trust & Agency Funds	2,918,197	0	914,756	3,832,953	2,861,647	33.94%
---Enterprise Funds---							
550	Environmental Services	20,023,186	0	0	20,023,186	19,491,666	2.73%
551	CNG Service Station	238,158	0	0	238,158	401,863	-40.74%
	Sub-Total--Enterprise Funds	20,261,344	0	0	20,261,344	19,893,529	1.85%
	Sub-Total--General Government	331,894,026	7,123,091	69,396,056	408,413,173	381,103,245	7.17%
502	Utilities System	282,549,356	0	866,000	283,415,356	271,360,256	4.44%
532	Communications System	54,760,000	0	0	54,760,000	51,213,933	6.92%
	Total Revenues	669,203,382	7,123,091	70,262,056	746,588,529	703,677,434	6.10%



**Lafayette Consolidated Government
2024-25 Adopted Budget
Property Tax Summary
Previous, Current and Forthcoming Fiscal Years**

11/5/2024

Fiscal Year	Net Assessable Tax Roll	Adjusted Net Tax Due	Total Tax Collected	Uncollected Tax		Estimated Collectable Percent
				Amount	Percent	
CITY OF LAFAYETTE:						
2023 ACTUAL	\$1,659,936,365	30,166,086	\$30,139,664	26,422	0.09%	99.91%
2024 ACTUAL	1,761,003,831	31,832,503	31,817,711 *	14,792	0.00%	100.00%
2025 PROJECTED	1,770,947,691	32,213,538	31,891,403	322,135	1.00%	99.00%
PARISH OF LAFAYETTE:						
2023 ACTUAL	2,406,155,428	62,788,226	\$62,788,226	(0)	0.00%	100.00%
2024 ACTUAL	2,611,821,142	67,700,744	67,700,739 *	5	0.00%	100.00%
2025 PROJECTED	2,664,057,564	66,120,962	65,459,752	661,210	1.00%	99.00%

* Represents amounts collected as of October 31, 2024

**FY 2024-25 MILLAGE RATES
ADOPTED ON SEPTEMBER 17, 2024
BY THE CITY & PARISH COUNCILS**

Fund	Property Tax Description	Millage Rate	
		Proposed	Revenue
101	General Alimony	5.67	\$ 10,041,273
101	Public Building Maintenance	1.18	\$ 2,001,171
101	Public Safety - Police/Fire	3.33	\$ 5,631,614
101	Public Safety - Police Salaries	3.00	\$ 5,312,843
101	Public Safety - Fire Salaries	2.00	\$ 3,541,895
105	General Alimony	1.625 or 3.25	\$ 4,805,084
201	Park Maintenance	2.01	\$ 3,400,219
259	Street Maintenance	1.35	\$ 2,284,523
260	Road & Bridge Maintenance	4.47	\$ 11,297,691
260	Road & Bridge Maintenance	0.078	\$ 189,558
261	Drainage Maintenance	3.58	\$ 9,048,262
262	Correctional Facility Maintenance	2.21	\$ 5,585,659
263	Library	4.96	\$ 12,005,376
264	Courthouse Maintenance	2.51	\$ 6,343,894
265	JDH Maintenance	1.25	\$ 3,159,309
269	Combined Public Health	2.07	\$ 5,004,346
273	Storm Water Management	1.24	\$ 2,982,388
279	Parishwide Fire Protection	0.0422	\$ 1,023,617
356	Debt Service	1.85	\$ 4,675,778



Lafayette Consolidated Government
2024-25 Adopted Budget
Summary of Revenues by Source

Sources of Revenues	Total	Less	Net	Non-	10/31/2024
	Estimated	Interfund	Revenues	Recurring	FY 24-25
	Revenues	Transfers	Adopted	Revenues	Recurring
					Revenues
General Property Taxes	98,378,293		98,378,293		98,378,293
Sales Tax	112,689,147		112,689,147		112,689,147
Gross Receipts Business Tax	4,501,842		4,501,842		4,501,842
Licenses & Permits	7,888,520		7,888,520		7,888,520
Intergovernmental	7,123,091		7,123,091	7,123,091	0
Charges For Services	68,297,535		68,297,535		68,297,535
Fines & Forfeits	2,157,091		2,157,091		2,157,091
Utilities System Revenues	273,913,318		273,913,318		273,913,318
Communications System Revenues	53,760,000		53,760,000		53,760,000
Interest On Investments	19,792,480		19,792,480		19,792,480
Contribution fr Public Enterprises	2,531,298		2,531,298		2,531,298
Miscellaneous Revenues	25,293,858		25,293,858	0	25,293,858
Interfund Transfers	70,262,056	70,262,056	0		0
Total	746,588,529	70,262,056	676,326,473	7,123,091	669,203,382



Summary of Expenditures and Reserves by Department

10/30/2024

Department	Total Appropriation	Less Interfund Transfers	Less Capital Outlays	Less Debt Service	Less Reserves	Less Internal Services	FY 24-25 Net Operations
Finance	50,952,735		23,850			45,976,674	4,952,211
General Accounts	77,823,807	35,112,960	462,875	32,642,627	200,000		9,405,345
Elected Officials & Related Offices	44,077,293		8,775,663			104,433	35,197,197
Legal	2,340,368		0				2,340,368
Dept of Innovation & Technology	15,032,348		8,983,443				6,048,905
Police	53,507,180		9,153,866				44,353,314
Fire	42,262,440		6,450,644				35,811,796
Public Works	66,225,830		31,313,077			8,310,929	26,601,824
Drainage	17,055,416		5,848,500				11,206,916
Traffic, Roads & Bridges	25,765,791		6,179,307				19,586,484
Parks Arts Recreation Culture	16,800,026	209,150	2,365,500				14,225,376
Community Development & Planning	9,127,060		1,895,769				7,231,291
Others	15,499,150		13,550				15,485,600
Subtotal	436,469,444	35,322,110	81,466,044	32,642,627	200,000	54,392,036	232,446,627
Utilities System	269,941,191	27,600,000	17,774,700	27,186,494	750,000		196,629,997
Communications System	45,669,645	2,850,000	568,500	12,939,344			29,311,801
Total	752,080,280	65,772,110	99,809,244	72,768,465	950,000	54,392,036	458,388,425

NOTES:

- Difference in interfund transfers is transfers from non-operating funds not reported in this budget.
- Capital Outlay on this schedule reflects new capital outlay from 2024-25 fiscal year revenues. This schedule includes grant capital and director's reserves reported in this budget. It does not include new capital from bond proceeds and prior year accumulated retained earnings. For this reason, the capital outlay amounts reported on this schedule do not reconcile to the capital numbers reported on the Budget Overview & Highlights Tab, the total capital in the Capital Appropriations Section and the capital numbers reported in the Five-Year Capital improvement Program Section.



Summary of Financial Sources and Uses - All Funds

11/08/2024

	ACTUAL FY 22-23	CUR BUDGET FY 23-24	ADOPTED FY 24-25
FINANCIAL SOURCES			
GENERAL PROPERTY TAXES	92,941,495	93,425,808	98,378,293
GENERAL SALES AND USE TAXES	112,874,264	109,901,644	112,689,147
OTHER TAXES	4,400,743	4,765,453	4,797,852
LICENSES AND PERMITS	7,867,935	8,018,964	7,888,520
INTERGOVERNMENTAL REVENUES	72,884,615	149,025,920	7,123,091
CHARGES FOR SERVICES	65,893,848	65,241,467	68,297,535
FINES AND FORFEITS	2,204,093	2,926,659	2,157,091
ELECTRIC RETAIL SALES	195,197,790	195,713,325	198,945,159
ELECTRIC WHOLESALE SALES	159,543	175,000	175,000
WATER SALES	25,167,541	26,046,487	29,362,198
WASTEWATER SALES	35,012,172	37,133,299	40,630,961
COMMUNICATION SALES	43,211,247	47,700,000	50,700,000
COMMUNICATION WHOLESALE SALES	2,491,354	3,000,000	3,000,000
INTEREST EARNINGS	23,899,627	9,940,634	19,792,480
IN LIEU OF TAX	28,932,947	28,600,000	29,450,000
OTHER REVENUES	13,236,280	35,254,648	14,450,698
MISCELLANEOUS REVENUES	17,810,898	64,905,720	18,938,448
LUS/LPPA/COMM A&G	4,421,711	4,572,605	5,543,446
SUBTOTAL	748,608,103	886,347,633	712,319,919
INTERNAL TRANSFERS IN	43,394,911	48,470,954	34,268,610
TOTAL FINANCIAL SOURCES	792,003,014	934,818,587	746,588,529
FINANCIAL USES			
PERSONNEL SALARIES	109,027,386	126,503,771	136,625,058
EMPLOYEE BENEFITS	19,644,658	19,069,838	18,792,038
RETIREMENT SYSTEM	25,098,853	28,357,945	31,329,661
RETIREE HEALTH INS	2,036,834	2,179,730	1,890,410
ACCRUED SICK/ANNUAL	3,127,711	2,012,404	2,237,785
PURCHASED SERVICES	131,290,579	175,761,972	169,184,250
INMATE MEDICAL/PERSC	0	0	0
MATERIALS & SUPPLIES	17,400,846	18,253,673	19,457,630
EXTERNAL APPROPRIATIONS	17,060,277	14,605,219	11,773,780
UNINSURED LOSSES	6,649,569	4,470,589	8,901,134
COGS PROD	116,984,550	113,472,939	111,783,352
MISCELLANEOUS EXPENSE	4,032,152	4,984,166	5,537,003
ILOT	28,932,947	28,600,000	29,450,000
IMPUTED TAX	488,364	850,000	1,000,000
DEBT SERVICE	43,631,771	70,254,092	72,768,465



Lafayette Consolidated Government

2024-25 Adopted Budget

Summary of Financial Sources and Uses - All Funds

11/08/2024

	ACTUAL FY 22-23	CUR BUDGET FY 23-24	ADOPTED FY 24-25
CAPITAL OUTLAY	117,597,589	361,337,997	63,533,364
SPECIAL EQUIP CAPITAL	16,258,385	24,813,755	14,443,200
RE CAPITAL	28,667,120	103,689,995	0
RESERVE NORMAL CAP & SPEC EQ	0	1,977,568	3,400,000
RESERVE FUTURE DEBT	0	6,358,831	5,495,798
FIRE/POLICE RETIREE COLA	992,483	1,051,900	1,077,500
PENSION MERGER COST	2,791,652	2,787,139	2,751,742
RESERVE CAPITAL		491,419	200,000
RETAINED EARNINGS RE	0	0	0
RETAINED EARNINGS	0	35,690,454	0
SUBTOTAL	691,713,726	1,147,575,396	711,632,170
INTERNAL APPROPRIATIONS	44,427,864	43,695,776	31,492,868
RESERVES	14,688,949	8,450,655	8,955,242
TOTAL FINANCIAL USES	750,830,539	1,199,721,827	752,080,280
SURPLUS/(USE OF PY FUND BALANCE)	\$ 8,874,351	\$ (264,903,240)	\$ (5,491,751)



City of Lafayette
2024-25 Adopted Budget
General Fund Pro Forma

	Actual	Budget	Projection	Adopted	Projected		
	FY 22-23	FY 23-24	FY 23-24	FY 24-25	FY 25-26	FY 26-27	FY 27-28
<i>Sales tax projected change</i>				0.00%	2.00%	2.00%	2.00%
Beginning Fund Balance	\$ 56,169,936		\$ 58,243,497	\$ 55,418,104	\$ 50,297,141	\$ 47,040,739	\$ 44,808,026
Estimated Revenues:							
Ad Valorem	24,819,846	25,337,915	26,004,360	26,528,796	27,059,372	27,600,559	28,152,571
Sales Taxes	36,558,646	35,740,075	36,389,790	36,389,790	37,117,586	37,859,938	38,617,136
Franchise & Other Taxes	2,216,363	2,393,309	2,247,284	2,247,284	2,269,757	2,292,454	2,315,379
Licenses/Permits	2,829,629	2,906,458	2,933,069	2,938,294	2,967,677	2,997,354	3,027,327
Federal/State Intergov.	1,093,936	1,257,488	1,221,409	1,221,409	1,258,051	1,295,793	1,334,667
Charges for Services	4,102,226	4,540,014	4,499,072	4,585,729	4,631,586	4,677,902	4,724,681
Fines & Forfeitures	1,109,318	1,916,729	1,108,951	1,108,951	1,120,041	1,131,241	1,142,553
Investment Income	3,794,161	1,165,719	3,392,186	3,392,186	3,426,108	3,460,369	3,494,973
Internal Transfers In	8,665,641	8,507,075	8,703,322	7,749,299	7,826,792	7,905,060	7,984,111
ILOT	28,932,947	28,600,000	30,458,238	29,450,000	29,450,000	29,450,000	29,450,000
LUS/LPPA/COMM A&G	3,804,205	3,672,257	4,132,151	4,058,208	4,058,208	4,058,208	4,058,208
Other Revenues	3,277,362	2,613,871	2,584,411	2,416,212	2,440,374	2,464,778	2,489,426
Total Revenues	121,204,280	118,650,910	123,674,243	122,086,158	123,625,553	125,193,658	126,791,032
Estimated Expenditures:							
Personnel Salaries	(50,141,099)	(56,305,492)	(56,360,945)	(58,633,916)	(58,633,916)	(58,633,916)	(58,633,916)
Employee Benefits	(8,207,352)	(7,915,090)	(7,915,090)	(7,905,832)	(8,063,949)	(8,225,228)	(8,389,732)
Retirement System	(14,993,744)	(16,637,949)	(16,637,496)	(18,861,502)	(19,050,117)	(19,240,618)	(19,433,024)
Retiree Health Insurance	(1,354,355)	(1,464,795)	(1,464,795)	(1,252,266)	(1,264,789)	(1,277,437)	(1,290,211)
Accrued Sick/Annual	(1,709,458)	(1,232,445)	(1,232,445)	(483,257)	(1,250,000)	(1,250,000)	(1,250,000)
Purchased Services	(14,103,044)	(15,964,937)	(16,063,787)	(15,719,314)	(16,033,700)	(16,354,374)	(16,681,462)
Materials & Supplies	(4,054,828)	(3,793,011)	(3,750,861)	(3,854,841)	(3,931,938)	(4,010,577)	(4,090,788)
Internal Appropriations	(13,576,198)	(14,368,883)	(14,094,838)	(9,177,549)	(9,452,875)	(9,736,462)	(10,028,556)
External Appropriations	(2,318,743)	(2,517,517)	(2,517,517)	(2,067,988)	(2,000,000)	(2,000,000)	(2,000,000)
Uninsured Losses	(3,852,040)	(2,239,321)	(2,656,302)	(5,417,914)	(3,000,000)	(2,500,000)	(2,500,000)
Fire/Police Retiree COLA	(992,483)	(1,051,900)	(1,051,900)	(1,077,500)	(1,077,500)	(1,077,500)	(1,077,500)
Pension Merger Cost	(2,791,652)	(2,787,139)	(2,750,160)	(2,751,742)	(2,788,721)	(2,785,809)	(2,782,047)
Debt Service - Leases	(466,875)	-	-	-	-	-	-
Capital Outlay - Leases	(585,756)	-	-	-	-	-	-
Miscellaneous	16,908	(3,500)	(3,500)	(3,500)	(3,500)	(3,500)	(3,500)
Reserve Fire 2% Increase	-	-	-	-	(330,950)	(330,950)	(330,950)
Total Expenditures	(119,130,719)	(126,281,979)	(126,499,636)	(127,207,121)	(126,881,956)	(127,426,370)	(128,491,686)
Net Increase/(Decrease)	2,073,561	(7,631,069)	(2,825,393)	(5,120,963)	(3,256,403)	(2,232,712)	(1,700,653)
Ending Fund Balance	\$ 58,243,497		\$ 55,418,104	\$ 50,297,141	\$ 47,040,739	\$ 44,808,026	\$ 43,107,372
Fund Balance as a Percentage of Expenditures - Minimum 20%				39.54%	37.07%	35.16%	33.55%



**Parish of Lafayette
2024-25 Adopted Budget
General Fund Pro Forma**

	Actual	Budget	Projection	Adopted	Projected		
	FY 22-23	FY 23-24	FY 23-24	FY 24-25	FY 25-26	FY 26-27	^{10/30/24} FY 27-28
<i>Sales tax projected change</i>				0.13%	2.00%	2.00%	2.00%
Beginning Fund Balance	\$ 4,216,877		\$ 7,371,069	\$ 4,913,246	\$ 4,628,847	\$ 4,746,546	\$ 4,888,496
Estimated Revenues:							
Ad Valorem	4,540,810	4,552,783	4,821,467	4,807,598	4,903,750	5,001,825	5,101,862
Sales Tax	6,990,643	6,900,000	6,990,643	7,000,000	7,140,000	7,282,800	7,428,456
Other Taxes	1,984,109	2,270,770	1,974,579	2,428,582	2,452,868	2,477,397	2,502,171
Licenses & Permits	569,871	524,796	522,995	522,655	538,335	554,485	571,120
Intergovernmental	765,772	468,603	822,739	822,545	450,000	450,000	450,000
Charges For Services	445,742	661,995	652,178	672,287	675,000	675,000	675,000
Fines & Forfeitures	124,820	107,460	132,380	132,380	130,000	130,000	130,000
Interest Income	1,496,180	903,954	1,064,597	1,064,597	1,075,243	1,085,995	1,096,855
Internal Transfers In	3,536	-	64,247	-	-	-	-
Other Revenues	299,214	342,754	390,329	270,042	275,000	275,000	275,000
LUS/LPPA/COMM A&G	406,521	549,348	616,628	619,238	625,430	631,685	638,002
Total Revenues	17,627,218	17,282,463	18,052,782	18,339,924	18,265,626	18,564,187	18,868,466
Estimated Expenditures:							
Personnel Salaries	(1,514,715)	(1,628,361)	(1,628,361)	(1,782,835)	(1,782,835)	(1,782,835)	(1,782,835)
Employee Benefits	(674,747)	(628,506)	(628,506)	(662,707)	(675,961)	(689,480)	(703,270)
Retirement System	(178,231)	(193,096)	(193,096)	(214,078)	(216,219)	(218,381)	(220,565)
Retiree Health Insurance	(72,170)	(75,563)	(75,563)	(96,079)	(97,040)	(98,010)	(98,990)
Accrued Sick/Annual	-	-	-	-	(5,000)	(5,000)	(5,000)
Purchased Services	(842,042)	(1,212,734)	(1,212,734)	(1,040,433)	(1,061,242)	(1,082,467)	(1,104,116)
Materials & Supplies	(11,868)	(17,661)	(17,661)	(20,772)	(21,187)	(21,611)	(22,043)
Internal Appropriations	(4,281,049)	(6,413,409)	(6,477,142)	(7,646,193)	(7,875,579)	(8,111,846)	(8,355,202)
External Appropriations	(4,774,542)	(5,230,437)	(5,230,437)	(5,705,408)	(5,700,000)	(5,700,000)	(5,700,000)
Uninsured Losses	-	-	(11,865)	(13,127)	(12,864)	(12,607)	(12,355)
Miscellaneous	(166,758)	(250,137)	(250,137)	(190,191)	(200,000)	(200,000)	(200,000)
Capital	(1,956,902)	(4,785,103)	(4,785,103)	(1,252,500)	(500,000)	(500,000)	(500,000)
Total Expenditures	(14,473,024)	(20,435,007)	(20,510,605)	(18,624,323)	(18,147,927)	(18,422,238)	(18,704,375)
Net Increase/(Decrease)	3,154,194	(3,152,544)	(2,457,823)	(284,399)	117,699	141,949	164,091
Ending Fund Balance	\$ 7,371,069		\$ 4,913,246	\$ 4,628,847	\$ 4,746,546	\$ 4,888,496	\$ 5,052,587

Fund Balance as a Percentage of Expenditures - Minimum 20%

24.85%

26.15%

26.54%

27.01%



	Budget*	Projection	Adopted	Projected ^{10/9/24}		
	FY 23-24	FY 23-24	FY 24-25	FY 25-26	FY 26-27	FY 27-28
<i>Sales tax projected change</i>				2.00%	2.00%	2.00%
Sales Tax Flow Summary						
1961 Sales Tax	0	57,200,000	57,200,000	58,344,000	59,510,880	60,701,098
Interest	0	681,269	681,269	694,894	708,792	722,968
Subtotal	0	57,881,269	57,881,269	59,038,894	60,219,672	61,424,066
Collection & Fiscal Agent	0	(1,066,790)	(1,066,790)	(2,182,240)	(1,124,952)	(1,147,452)
General Fund Revenues	0	(20,020,000)	(20,020,000)	(20,420,400)	(20,828,808)	(21,245,384)
Debt Service Requirements	0	(14,131,786)	(13,680,510)	(12,124,892)	(12,655,431)	(11,826,803)
Net Available for Capital PAYG	0	22,662,693	23,113,969	24,311,362	25,610,481	27,204,427
Source of Funds						
Sales Tax	0	22,662,693	23,113,969	24,311,362	25,610,481	27,204,427
Interest Income	0	1,701,353	1,701,353	1,701,353	1,701,353	1,701,353
Internal Transfers In	0	5,884,810	2,305,620	2,328,676	2,351,963	2,375,483
Miscellaneous Other	0	2,436	0	0	0	0
Use of Fund Balance	0	44,670,909	5,770,042	15,956	0	0
Amt Available for PAYG	0	74,922,201	32,890,984	28,357,348	29,663,798	31,281,262
Use of Funds						
Personnel Salaries	0	(2,890,737)	(3,084,365)	(3,084,365)	(3,084,365)	(3,084,365)
Employee Benefits	0	(364,783)	(330,971)	(337,590)	(344,342)	(351,229)
Retirement System	0	(619,882)	(565,171)	(570,823)	(576,531)	(582,296)
Purchased Services	0	(1,476,936)	(218,125)	(222,488)	(226,937)	(231,476)
Materials & Supplies	0	(88,051)	(88,051)	(89,812)	(91,608)	(93,440)
Internal Appropriations	0	(2,008,257)	(462,477)	(463,000)	(463,000)	(463,000)
External Appropriations	0	(190,939)	(199,085)	(200,000)	(200,000)	(200,000)
Uninsured Losses	0	(43,101)	(141,779)	0	0	0
Miscellaneous	0	(26,000)	(30,000)	(30,000)	(30,000)	(30,000)
Capital Outlay	0	(64,246,429)	(24,989,206)	(20,469,251)	(21,612,495)	(23,059,209)
Reserve Future Debt	0	(2,967,086)	(2,765,798)	(2,890,019)	(3,034,520)	(3,186,246)
Subtotal	0	(74,922,201)	(32,875,028)	(28,357,348)	(29,663,799)	(31,281,262)
Excess Revenues	0	0	15,956	0	0	0

*Note: Funds 461 & 485 were created in the middle of the Fiscal Year.



City of Lafayette
2024-25 Adopted Budget

1985 Sales Tax Capital Fund 485 Pro Forma

	Budget*	Projection	Adopted	Projected		
	FY 23-24	FY 23-24	FY 24-25	FY 25-26	FY 26-27	^{10/9/24} FY 27-28
<i>Sales tax projected change</i>				2.00%	2.00%	2.00%
Sales Tax Flow Summary						
1985 Sales Tax	0	46,770,828	46,770,828	47,706,245	48,660,369	49,633,577
Interest	0	507,034	507,034	507,034	507,034	507,034
Subtotal	0	47,277,862	47,277,862	48,213,279	49,167,403	50,140,611
Collection & Fiscal Agent	0	(907,034)	(907,034)	(915,034)	(923,194)	(931,517)
General Fund Revenues	0	(16,369,790)	(16,369,790)	(16,697,186)	(17,031,130)	(17,371,752)
Debt Service Requirements	0	(9,967,533)	(10,396,086)	(10,159,505)	(9,676,080)	(8,582,696)
Net Available for Capital PAYG	0	20,033,505	19,604,952	20,441,554	21,537,000	23,254,646
Source of Funds						
Sales Tax	0	20,033,505	19,604,952	20,441,554	21,537,000	23,254,646
Interest Income	0	1,455,147	1,455,146	1,455,146	1,455,146	1,455,146
Internal Transfers In	0	3,974,573	1,826,223	1,844,485	1,862,930	1,881,559
Miscellaneous Other	0	13,011	4,470	4,475	4,565	4,656
Use of Fund Balance	0	38,036,595	5,104,924	0	0	0
Amt Available for PAYG	0	63,512,831	27,995,715	23,745,660	24,859,642	26,596,007
Use of Funds						
Personnel Salaries	0	(310,936)	(436,744)	(436,744)	(436,744)	(436,744)
Retirement System	0	(1,392)	0	0	0	0
Purchased Services	0	(5,506,039)	(7,339,578)	(7,486,370)	(7,636,097)	(7,788,819)
Internal Appropriations	0	(1,309,397)	0	0	0	0
Miscellaneous	0	(21,500)	(21,500)	(21,500)	(21,500)	(21,500)
Capital Outlay	0	(53,825,855)	(17,467,893)	(12,911,027)	(13,730,781)	(15,162,698)
Reserve Future Debt	0	(2,537,712)	(2,730,000)	(2,890,019)	(3,034,520)	(3,186,246)
Subtotal	0	(63,512,831)	(27,995,715)	(23,745,660)	(24,859,642)	(26,596,007)
Excess Revenues	0	0	0	0	0	0

*Note: Funds 461 & 485 were created in the middle of the Fiscal Year.



City of Lafayette
2024-25 Adopted Budget
Lafayette Utilities System Pro Forma

	Current Budget		Projection		Adopted		Projected					
	FY 23-24		FY 23-24		FY 24-25		10/9/24 FY 26-27					
Operating Revenue												
Electric Retail Sales	\$	107,404,818	\$	107,404,818	\$	111,055,358	\$	116,346,551	\$	121,243,972	\$	126,345,624
Electric Retail Fuel Adj.		88,308,507		88,308,507		87,889,801		86,755,314		88,344,679		99,735,207
Electric Wholesale Sales		175,000		175,000		175,000		175,000		175,000		175,000
Water Sales		26,046,487		34,139,080		29,362,198		31,325,913		32,793,933		34,931,013
Wastewater Sales		37,133,299		36,264,648		40,630,961		41,768,714		44,024,643		46,378,226
Billing For Services		1,700,000		1,226,090		1,700,000		1,700,000		1,700,000		1,700,000
Interest Income		3,781,667		7,199,856		4,474,259		4,816,906		4,879,554		4,595,988
Miscellaneous Other		19,210,295		19,237,469		5,666,000		6,282,987		6,446,345		6,613,950
Total Operating Revenue		283,760,073		293,955,468		280,953,577		289,171,385		299,608,126		320,475,009
Operating Expenses												
Personnel Salaries		(30,039,277)		(30,039,852)		(33,537,486)		(33,537,486)		(33,537,486)		(33,537,486)
Employee Benefits		(3,901,693)		(3,901,693)		(3,955,179)		(4,034,283)		(4,114,968)		(4,197,268)
Retirement System		(5,373,399)		(5,372,301)		(5,639,826)		(5,696,224)		(5,753,187)		(5,810,718)
Retiree Health Insur		(511,495)		(511,495)		(427,079)		(431,350)		(435,663)		(440,020)
Accrued Sick/Annual		(485,326)		(485,326)		(1,342,756)		(500,000)		(500,000)		(500,000)
Purchased Services		(44,040,163)		(44,646,825)		(44,310,413)		(45,462,484)		(46,644,508)		(47,857,266)
Materials & Supplies		(7,983,941)		(7,813,314)		(9,170,166)		(9,408,590)		(9,653,214)		(9,904,197)
Uninsured Losses		(480,793)		(786,997)		(1,242,948)		(500,000)		(500,000)		(500,000)
COGS Prod		(96,253,216)		(96,253,216)		(94,466,129)		(93,865,889)		(95,743,297)		(107,628,591)
Miscellaneous		(2,975,027)		(2,975,027)		(3,288,015)		(3,373,503)		(3,461,214)		(3,551,206)
ILOT		(25,400,000)		(27,258,238)		(27,600,000)		(27,800,000)		(28,500,000)		(29,600,000)
Total Operating Expenses		(217,444,330)		(220,044,284)		(224,979,997)		(224,609,809)		(228,843,538)		(243,526,752)
Other Income/(Expense)												
Normal Cap. & Spec. Eq.		(31,426,169)		(31,419,479)		(14,374,700)		(15,093,435)		(15,848,107)		(16,640,512)
Principal fr Internal Loans		1,808,347		1,808,347		1,880,682		1,955,909		2,034,145		2,115,511
Interest fr Internal Loans		639,868		639,868		581,097		519,975		456,408		390,298
Principal on LT Debt		(18,540,000)		(18,540,000)		(18,980,000)		(19,525,000)		(20,085,000)		(19,490,000)
Interest on LT Debt		(8,653,776)		(8,653,775)		(8,206,494)		(7,646,444)		(7,066,644)		(6,466,044)
Total Other		(56,171,730)		(56,165,039)		(39,099,415)		(39,788,995)		(40,509,198)		(40,090,747)
Total Use of Operating Cash		(273,616,060)		(276,209,323)		(264,079,412)		(264,398,805)		(269,352,734)		(283,617,499)
Cash Available for Capital & New Debt Service	\$	10,144,013	\$	17,746,145	\$	16,874,165	\$	24,772,580	\$	30,255,392	\$	36,857,510



	Current Budget	Projection	Adopted	Projected ^{10/9/24}		
	FY 23-24	FY 23-24	FY 24-25	FY 25-26	FY 26-27	FY 27-28
Operating Revenue						
Retail Sales	\$ 47,700,000	\$ 42,833,863	\$ 50,700,000	\$ 52,474,500	\$ 54,311,108	\$ 56,211,996
Wholesale Sales	3,000,000	2,549,614	3,000,000	3,200,000	3,200,000	3,200,000
Interest Income	413,933	998,296	1,000,000	200,000	204,000	208,080
Miscellaneous	100,000	181,487	60,000	141,000	141,000	141,000
Total Operating Revenue	51,213,933	46,563,260	54,760,000	56,015,500	57,856,108	59,761,076
Operating Expenses						
Personnel Salaries	(5,116,289)	(5,137,287)	(5,913,683)	(5,913,683)	(5,913,683)	(5,913,683)
Employee Benefits	(706,261)	(706,261)	(742,705)	(757,559)	(772,710)	(788,164)
Retirement System	(918,783)	(921,502)	(986,910)	(996,779)	(1,006,747)	(1,016,814)
Retiree Health Insur	(5,813)	(5,813)	-	-	-	-
Accrued Sick/Annual	-	-	-	-	-	-
Prof/Technical Services	(8,051,867)	(8,087,867)	(9,172,257)	(9,355,702)	(9,542,816)	(9,733,673)
Materials & Supplies	(186,837)	(186,837)	(233,037)	(200,000)	(200,000)	(200,000)
Uninsured Losses	-	(9,095)	(81,013)	(81,013)	(82,633)	(84,286)
Cost of Production	(11,900,597)	(11,900,597)	(11,998,097)	(12,238,059)	(12,482,820)	(12,732,477)
Imputed Tax Expense	(850,000)	(850,000)	(1,000,000)	(1,020,000)	(1,040,400)	(1,061,208)
Miscellaneous	(371,053)	(371,053)	(684,099)	(684,099)	(684,099)	(684,099)
ILOT - City General Fund	(3,200,000)	(3,200,000)	(1,850,000)	(2,200,000)	(2,200,000)	(2,200,000)
Total Operating Expenses	(31,307,500)	(31,376,312)	(32,661,801)	(33,446,894)	(33,925,909)	(34,414,404)
Income Before Debt Service	19,906,433	15,186,948	22,098,199	22,568,606	23,930,199	25,346,672
Other Income/(Expense)						
Normal/Special Equipment	(516,866)	(516,866)	(68,500)	(71,925)	(75,521)	(79,297)
Principal/Internal Debt	(1,808,348)	(1,808,348)	(1,880,682)	(1,955,909)	(2,034,145)	(2,115,511)
Principal on LT Debt	(7,105,000)	(7,105,000)	(7,715,000)	(8,120,000)	(8,485,000)	(8,870,000)
Interest on LT Debt	(3,093,965)	(3,093,965)	(2,762,565)	(2,406,865)	(2,042,565)	(1,661,028)
Interest/Internal Debt	(639,868)	(639,868)	(581,097)	(519,975)	(456,408)	(390,298)
Total Other	(13,164,047)	(13,164,047)	(13,007,844)	(13,074,673)	(13,093,639)	(13,116,133)
Cash Available For Capital	\$ 6,742,386	\$ 2,022,901	\$ 9,090,355	\$ 9,493,933	\$ 10,836,560	\$ 12,230,539



Estimated Beginning & Ending Fund Balances

10/30/2024

81

	FY 2023-24 (Estimated)					FY 2024-25 Adopted					Ending Fund Balance FY 2023-24
	Beginning Fund Balance FY 2023-24	Estimated Revenues FY 2023-24	Estimated Expenses FY 2023-24	Estimated Operating Subsidies	Change in Fund Balance	Beginning Fund Balance FY 2024-25	Estimated Revenues FY 2024-25	Estimated Expenses FY 2024-25	Estimated Operating Subsidies	Change in Fund Balance	
Governmental Funds:											
101 General Fund - City	58,243,497	123,674,243	126,499,636	-	(2,825,393)	55,418,104	122,086,158	127,207,121	-	(5,120,963)	50,297,141
105 General Fund - Parish	7,371,069	18,052,782	20,510,605	-	(2,457,823)	4,913,246	18,339,924	18,624,323	-	(284,399)	4,628,847
201 City Parks & Recreation	-	3,739,566	5,187,308	1,447,742	-	-	3,807,909	5,861,263	2,053,354	-	-
202 Lafayette Science Museum	-	36,300	582,931	546,631	-	-	36,300	474,133	437,833	-	-
203 Municipal Transit System	-	3,379,242	6,046,977	2,667,735	-	-	3,066,420	6,100,235	3,033,815	-	-
204 Heymann Perf Arts Ctr - Comm	-	2,009,261	2,009,261	-	-	-	1,496,337	2,014,102	517,765	-	-
205 Heymann Perf Arts Ctr - Reserve	-	2,765,368	2,765,368	-	-	-	2,363,729	2,363,729	-	-	-
206 Animal Shelter & Care Center	1,500,903	3,067,759	3,067,759	-	-	1,500,903	3,173,784	3,228,619	-	(54,835)	1,446,068
207 Traffic Safety	13,915	519	14,434	-	(13,915)	-	-	-	-	-	-
209 Combined Golf Courses	-	2,954,898	3,149,952	195,054	-	-	3,310,883	3,882,578	571,695	-	-
211 Golf Cart Fund	-	1,043,497	1,043,497	-	-	-	200,000	200,000	-	-	-
215 City Sales Tax Trust - 1961	-	1,066,790	1,066,790	-	-	-	1,066,790	1,066,790	-	-	-
222 City Sales Tax Trust - 1985	-	907,034	907,034	-	-	-	907,034	907,034	-	-	-
225 TIF Sales Tax Trust - MM101	678,428	17,567	129,919	-	(112,352)	566,076	17,567	-	-	17,567	583,643
226 TIF Sales Tax Trust - MM103	4,939,573	1,841,562	5,877,018	-	(4,035,456)	904,117	1,841,562	1,416,500	-	425,062	1,329,179
241 Parish Parks & Recreation	65,080	-	51,000	11,680	(39,320)	25,760	-	43,000	17,240	(25,760)	-
250 Opioid Settlement Fund	1,396,788	800,197	-	-	800,197	2,196,985	800,197	140,000	-	660,197	2,857,182
255 Criminal Non-Support	-	781,114	781,114	-	-	-	763,607	763,607	-	-	-
259 City Street, Road & Alley Fund	472,885	2,239,333	2,326,766	-	(87,433)	385,452	2,284,523	2,350,075	-	(65,552)	319,900
260 Road & Bridge Maintenance	12,022,783	14,108,816	21,577,133	-	(7,468,317)	4,554,466	14,064,583	17,637,184	-	(3,572,601)	981,865
261 Drainage Maintenance	5,893,047	9,530,034	14,516,097	-	(4,986,063)	906,984	9,471,273	9,785,475	-	(314,202)	592,782
262 Correctional Center	-	5,828,233	9,945,047	4,116,814	-	-	5,791,169	7,767,028	1,975,859	-	-
263 Library	32,047,497	14,608,603	29,907,309	-	(15,298,706)	16,748,791	12,896,614	13,012,420	-	(115,806)	16,632,985
264 Courthouse Complex	13,587,516	7,156,923	16,361,957	-	(9,205,034)	4,382,482	7,114,129	8,720,142	-	(1,606,013)	2,776,469
265 Juvenile Detention Facility	4,667,210	3,639,351	3,890,188	-	(250,837)	4,416,373	3,618,593	6,296,532	-	(2,677,939)	1,738,434



Estimated Beginning & Ending Fund Balances

10/30/2024

	FY 2023-24 (Estimated)					FY 2024-25 Adopted					Ending Fund Balance FY 2023-24
	Beginning Fund Balance FY 2023-24	Estimated Revenues FY 2023-24	Estimated Expenses FY 2023-24	Estimated Operating Subsidies	Change in Fund Balance	Beginning Fund Balance FY 2024-25	Estimated Revenues FY 2024-25	Estimated Expenses FY 2024-25	Estimated Operating Subsidies	Change in Fund Balance	
Governmental Funds (Continued):											
266 Public Health Unit Maintenance	1,909,168	1,564,289	1,693,859	-	(129,570)	1,779,598	855,712	1,746,717	-	(891,005)	888,593
267 War Memorial	-	-	328,330	328,330	-	-	-	1,144,761	1,144,761	-	-
268 Criminal Court	265,352	718,718	610,518	-	108,200	373,552	718,718	620,403	-	98,315	471,867
269 Combined Public Health	1,726,172	5,107,839	5,069,566	-	38,273	1,764,445	5,077,056	4,427,269	-	649,787	2,414,232
270 Coroner	-	546,015	1,442,084	896,069	-	-	1,052,946	1,952,112	899,166	-	-
271 Mosquito Abatement & Control	855,638	1,010,792	1,019,297	-	(8,505)	847,133	689,299	1,024,288	-	(334,989)	512,144
273 Storm Water Management	4,329,989	3,251,425	5,455,186	-	(2,203,761)	2,126,228	3,230,802	5,274,662	-	(2,043,860)	82,368
274 Cultural Economy	548,988	18,074	545,919	-	(527,845)	21,143	18,074	34,892	-	(16,818)	4,325
275 Parishwide Streets, Drainage, Bridge	3,439,832	47,774	1,965,752	-	(1,917,978)	1,521,854	47,774	-	-	47,774	1,569,628
276 Parishwide Parks & Rec Project	597,016	22,365	550,543	-	(528,178)	68,838	22,365	20,133	-	2,232	71,070
278 Police & Fire Resiliency	5,008,363	352,222	3,536,541	-	(3,184,319)	1,824,044	352,222	2,176,266	-	(1,824,044)	-
279 Parishwide Fire Protection	237,664	1,043,819	1,401,174	319,438	(37,917)	199,747	1,036,742	1,539,772	320,000	(183,030)	16,717
285 Criminal Justice Coordinating	-	-	-	-	-	-	150,000	150,000	-	-	-
296 Buchanan Parking Garage	-	107,448	183,541	76,093	-	-	102,447	201,335	98,888	-	-
297 Parking Program	-	538,203	1,148,003	609,800	-	-	544,168	1,216,864	672,696	-	-
299 Codes & Permits	-	3,653,340	5,226,560	1,573,220	-	-	3,656,519	5,466,910	1,810,391	-	-
352 Sales Tax Bond Sinking - 1961	6,847,941	13,813,605	13,657,441	-	156,164	7,004,105	13,355,488	14,139,801	-	(784,313)	6,219,792
353 Sales Tax Bond Reserve - 1961	7,249,028	934,592	295,551	-	639,041	7,888,070	346,777	295,551	-	51,226	7,939,296
354 Sales Tax Bond Sinking - 1985	2,942,500	10,149,145	10,009,145	-	140,000	3,082,500	10,958,529	11,073,530	-	(115,001)	2,967,499
355 Sales Tax Bond Reserve - 1985	7,073,790	961,362	209,483	-	751,879	7,825,669	209,483	590,314	-	(380,831)	7,444,838
356 Contingency Sinking - Parish	3,821,357	4,874,450	5,144,382	-	(269,932)	3,551,425	4,842,084	5,177,817	-	(335,733)	3,215,692
357 2011 City Cert of Indebt - Hfarm	388,079	546,291	531,812	-	14,479	402,558	553,132	538,653	-	14,479	417,037
358 Limited Tax Ref Bds Sk	540,599	2,789,739	2,789,739	-	-	540,599	2,791,321	2,791,321	-	-	540,599
461 1961 Sales Tax Cap Improv - City	50,440,951	30,251,292	74,922,201	-	(44,670,909)	5,770,042	27,120,942	32,875,028	-	(5,754,086)	15,956
485 1985 Sales Tax Cap Improv - City	43,141,519	25,476,236	63,512,831	-	(38,036,595)	5,104,924	22,890,791	27,995,715	-	(5,104,924)	-
Total Governmental Funds	284,264,137	331,028,027	479,464,558	12,788,606	(135,647,925)	148,616,213	319,142,476	362,336,004	13,553,463	(29,640,065)	118,976,148

	FY 2023-24 (Estimated)			FY 2024-25 Adopted		
	Operating Revenue FY 2023-24	Use of Operating Revenue FY 2023-24	Annual Cash Available for Capital & Debt	Operating Revenue FY 2024-25	Use of Operating Revenue FY 2024-25	Annual Cash Available for Capital & Debt
Enterprise Funds:						
502 Utilities System	296,403,683	278,657,538	17,746,145	283,415,356	266,541,191	16,874,165
532 Communications System	46,563,260	44,540,359	2,022,901	54,760,000	45,669,645	9,090,355
550 Environmental Services	19,623,315	22,372,547	(2,749,232)	20,023,186	19,490,924	532,262
551 CNG Services Station	238,170	254,884	(16,714)	238,158	250,480	(12,322)
Total Enterprise Funds	362,828,428	345,825,328	17,003,100	358,436,700	331,952,240	26,484,460

	FY 2023-24 (Estimated)			FY 2024-25 Adopted		
	Operating Revenue FY 2023-24	Use of Operating Revenue FY 2023-24	Annual Cash Available for Capital & Debt	Operating Revenue FY 2024-25	Use of Operating Revenue FY 2024-25	Annual Cash Available for Capital & Debt
Internal Service Funds:						
605 Unemployment Compensation	89,000	89,000	-	89,000	89,000	-
607 Group Hospitalization	28,068,447	25,077,806	2,990,641	31,588,070	31,588,070	-
614 Risk Mgmt - General Gov't	13,139,087	15,653,489	(2,514,402)	14,318,164	14,318,164	-
702 Central Vehicle Maintenance	9,474,825	8,439,385	1,035,440	9,460,655	8,396,802	1,063,853
Total Internal Service Funds	50,771,359	49,259,680	1,511,679	55,455,889	54,392,036	1,063,853



Allocation Schedule Summary

ACCT # ACCOUNT DESCRIPTION	Allocation %			FY 25 ADOPTED BUDGET ALLOCATED AMOUNTS				
	Adopted			CITY	PARISH	CITY/ Spec	PARISH Spec	TOTAL
	CITY	PARISH						
				101	105			
FINANCE & MANAGEMENT								
0100 Chief Financial Officer	1	0.82	0.18	575,656	129,378	-	-	705,034
0120 Accounting	1	0.82	0.18	1,945,968	437,353	-	-	2,383,321
0140 Budget Management	1	0.82	0.18	524,832	117,955	-	-	642,787
0150 Purchasing and Property Mgt	1	0.82	0.18	651,747	146,479	-	-	798,226
0170 Gen'l Accts: Dev & Planning Transfer	6	0.80	0.20	718,383	184,885	-	-	903,268
0170 Gen'l Accts: Dev & Planning Transfer - Planning	17	0.80	0.20	721,449	-	-	185,674	907,123
0170 Gen'l Accts: Unemp Comp Transfer	3	0.69	0.31	45,153	19,847	-	-	65,000
0170 Gen'l Accts: Contractual Services	6	0.80	0.20	23,462	6,038	-	-	29,500
0170 Gen'l Accts: Contractual Svcs-800 Mhz Mtc	6	0.80	0.20	35,789	9,211	-	-	45,000
0171 Gen'l Accts-Other: Duplicating Costs	6	0.80	0.20	26,115	6,721	-	-	32,836
0171 Gen'l Accts-Other: Annual Report	6	0.80	0.20	19,883	5,117	-	-	25,000
0171 Gen'l Accts-Other: Contractual Serv	6	0.80	0.20	10,664	2,745	-	-	13,409
0171 Gen'l Accts-Other: Governmental Relations	6	0.80	0.20	67,761	17,439	-	-	85,200
0171 Gen'l Accts-Other: Printing and Binding	6	0.80	0.20	632	163	-	-	795
0171 Gen'l Accts-Other: Conventions	6	0.80	0.20	3,122	803	-	-	3,925
2180 Risk Management	6	0.80	0.20	408,064	105,021	-	-	513,085
ELECTED OFFICIALS								
1100 Council Office	6	0.80	0.20	806,060	207,450	-	-	1,013,510
1200 Mayor-President's Office	6	0.80	0.20	1,170,652	301,282	-	-	1,471,934
1210 CAO Administration	6	0.80	0.20	292,074	75,169	-	-	367,243
1217 International Trade	6	0.80	0.20	607,580	156,369	-	-	763,949
1218 Mail Room	6	0.80	0.20	75,073	19,321	-	-	94,394
2161 CAO-Human Resources	7	0.76	0.24	688,351	221,361	-	-	909,712
2163 Communications/311	10	0.84	0.16	176,423	34,261	-	-	210,684
1400 Legal Department	6	0.80	0.20	1,276,457	328,513	-	-	1,604,970
INNOVATION AND TECHNOLOGY DEPARTMENT								
2110 Record's Management	10	0.84	0.16	109,079	21,183	-	-	130,262
2910 Innovation Services	30	0.84	0.16	4,956,168	962,475	-	-	5,918,643
2910 Innovation Services	30	0.84	0.16	-	396,154	2,122,306	-	2,518,460
2910 Innovation Services	30	0.84	0.16	-	473,503	2,536,687	-	3,010,190
2910 Innovation Services	30	0.84	0.16	-	68,700	368,044	-	436,744
FIRE DEPARTMENT								
4100 Administration	11	0.93	0.07	1,909,957	133,794	-	-	2,043,751
4131 Communications	11	0.93	0.07	1,410,415	98,801	-	-	1,509,216
4121 HAZMAT	12	0.84	0.16	116,659	22,434	-	-	139,093
PUBLIC WORKS DEPARTMENT								
5100 Director's Office	26	0.80	0.20	-	49,515	198,062	-	247,577
5131 Engineering, Design & Dev	13	0.45	0.55	-	-	705,398	862,154	1,567,552
5132 Right of Way	14	0.30	0.70	-	-	120,570	281,331	401,901
5133 Estimates & Administration	15	0.70	0.30	-	-	202,899	86,957	289,856
5134 Project Control	16	0.80	0.20	-	-	1,347,055	336,764	1,683,819
5141 Facility Maint-Admin	17	0.80	0.20	509,346	-	-	131,087	640,433
5142 Facility Maint-Buildings	6	0.80	0.20	493,548	127,021	-	-	620,569
5143 City Hall Maint.	6	0.80	0.20	643,184	165,531	-	-	808,715
5148 Chenier Center Maint.	6	0.80	0.20	369,372	95,063	-	-	464,435



Allocation Schedule Summary

ACCT # ACCOUNT DESCRIPTION	Allocation %								
	Adopted			FY 25 ADOPTED BUDGET ALLOCATED AMOUNTS					
	CITY	PARISH		CITY	PARISH	CITY	PARISH	TOTAL	
				101	105	CIP/ Spec	Spec Rev		
TRAFFIC, ROADS & BRIDGE DEPARTMENT									
1211 Small Business Support Svcs	6	0.80	0.20	56,338	14,499	-	-	70,837	
5910 Traffic Engineering Dev	18	0.80	0.20	-	-	411,250	105,841	517,091	
5910 Traffic Engineering Dev	18	0.80	0.20	-	-	85,900	22,107	108,007	
5911 Traffic Engineering Maint	19	0.66	0.34	799,056	-	-	407,988	1,207,044	
5930 Traffic Signal Maint.	24	0.99	0.01	1,177,698	-	-	11,324	1,189,022	
COMMUNITY DEVELOPMENT AND PLANNING DEPARTMENT									
8120 Counseling Services	6	0.80	0.20	86,603	22,288	-	-	108,891	
8166 Grant Administration	6	0.80	0.20	476,030	122,513	-	-	598,543	
5901 Planning	21	0.55	0.45	89,776	-	-	74,507	164,283	
9035 Alcohol & Noise Control	25	0.92	0.08	337,249	31,112	-	-	368,361	
OTHERS									
9100 Municipal Civil Service	22	0.65	0.35	379,439	200,489	-	-	579,928	
TOTAL ALLOCATED COST				25,307,664	5,575,710	7,900,111	2,505,732	41,289,217	

Allocation Method

- 1 Budgeted Expenditures
- 2 ~~Direct - City Fund 101~~
- 3 # of Employees ex Utilities
- 4 ~~Direct - Parish Fund 105~~
- 5 ~~Direct Charge~~
- 6 Non-Dedicated Property & Sales Tax Revenue
- 7 # of Employees
- 8 ~~Direct - Parish Spec Rev Fund~~
- 9 ~~Direct Assignment for Repeat Offender Program~~
- 10 Non-Dedicated Sales Taxes
- 11 Fire Ops Respread
- 12 Hazmat Responses
- 13 Est % of Staff Time (5131)
- 14 Est % of Staff Time (5132)
- 15 Est % of Staff Time (5133)
- 16 Est % of Staff Time (5134)
- 17 (SP) Non-Dedicated Property and Sales Tax Revenue
- 18 (SC-SP) Non-Dedicated Property and Sales Tax Revenue
- 19 Traffic Signs
- 21 Population (Parish Special)
- 22 # of Employees (Civil Svc)
- 24 Traffic Signals
- 25 Alcohol Permits
- 26 Est % of Staff Time (5100)
- 30 Sales Tax Revenue - Modified Tyler



SCHEDULE OF REVENUES BY SOURCE



**LAFAYETTE CONSOLIDATED GOVERNMENT
2024 - 2025 ADOPTED BUDGET
ANNUAL BUDGET FOR REVENUES BY SOURCE**

<u>CODE</u>	<u>REVENUE</u>	<u>ACTUAL FY 22-23</u>	<u>CUR BUDGET FY 23-24</u>	<u>ACTUAL AT 4/30/2024</u>	<u>PROJECTED FY 23-24</u>	<u>ADOPTED FY 24-25</u>	<u>ADOPTED VS CURRENT</u>	
GENERAL PROPERTY TAXES		92,941,495	93,425,808	98,137,231	98,155,731	98,378,293	5.30 %	
1010999	40000-0	GEN ALIMONY MILLAGE-CITY	9,400,686	9,590,519	9,842,721	9,842,721	10,041,273	4.70 %
2590999	40002-0	STREET MAINTENANCE MILLAGE	2,138,571	2,181,970	2,239,333	2,239,333	2,284,523	4.70 %
1010999	40004-0	PUBLIC BLDG MAINT MILLAGE	1,873,306	1,911,338	1,961,603	1,961,603	2,001,171	4.70 %
1010999	40006-0	PUB SAFETY-POL/FIRE MILLAGE	5,266,124	5,378,810	5,520,260	5,520,260	5,631,614	4.70 %
1010999	40008-0	PUB SAFETY-POL SAL MILLAGE	4,968,106	5,074,349	5,207,844	5,207,844	5,312,843	4.70 %
1010999	40010-0	PUB SAFETY-FIRE SAL MILLAGE	3,311,624	3,382,899	3,471,932	3,471,932	3,541,895	4.70 %
1050999	40012-0	GEN ALIMONY MILLAGE-PARISH	4,540,158	4,550,269	4,820,767	4,820,767	4,805,084	5.60 %
2010999	40014-0	PARK MAINTENANCE MILLAGE	3,181,248	3,247,583	3,332,696	3,332,696	3,400,219	4.70 %
2600999	40016-0	RD & BRDG MAINT MILLAGE	10,675,164	10,698,571	11,375,813	11,375,813	11,297,691	5.60 %
2610999	40018-0	DRAINAGE MAINT MILLAGE	8,549,686	8,568,430	9,110,872	9,110,872	9,048,262	5.60 %
2620999	40020-0	CORR FAC MAINT MILLAGE	5,277,879	5,289,450	5,624,283	5,624,283	5,585,659	5.60 %
2630999	40022-0	LIBRARY MILLAGE	11,654,322	11,368,727	12,088,420	12,088,420	12,005,376	5.60 %
2640999	40024-0	COURTHOUSE MAINT MILLAGE	5,994,334	6,007,475	6,387,788	6,387,788	6,343,894	5.60 %
2650999	40026-0	JDH MAINT MILLAGE	2,985,306	2,991,770	3,181,231	3,181,231	3,159,309	5.60 %
2690999	40029-0	COMBINED PUB HEALTH MILLAGE	4,728,596	4,738,964	5,038,950	5,038,950	5,004,346	5.60 %
3560999	40032-0	DEBT SERVICE MILLAGE	4,418,403	4,427,820	4,708,144	4,708,144	4,675,778	5.60 %
2730999	40034-0	STORM WATER MGMT MILLAGE	2,818,052	2,824,231	3,003,011	3,003,011	2,982,388	5.60 %
2600999	40037-0	ROADS & BRIDGES MAINT MILLAGE	179,113	179,506	190,869	190,869	189,558	5.60 %
2790999	40038-0	FIRE PROTECTION MILLAGE	967,213	969,334	1,030,694	1,030,694	1,023,617	5.60 %
1050999	40100-0	AD VALOREM TAXES-PY	652	2,514	0	700	2,514	0.00 %
2600999	40100-0	AD VALOREM TAXES-PY	3,547	11,028	0	4,000	11,028	0.00 %
2610999	40100-0	AD VALOREM TAXES-PY	1,781	5,849	0	2,000	5,849	0.00 %
2620999	40100-0	AD VALOREM TAXES-PY	1,069	3,560	0	2,000	3,560	0.00 %
2630999	40100-0	AD VALOREM TAXES-PY	3,028	8,874	0	4,000	8,874	0.00 %
2640999	40100-0	AD VALOREM TAXES-PY	1,247	4,100	0	3,000	4,100	0.00 %
2650999	40100-0	AD VALOREM TAXES-PY	624	2,047	0	800	2,047	0.00 %
2690999	40100-0	AD VALOREM TAXES-PY	1,656	5,821	0	2,000	5,821	0.00 %
GENERAL SALES AND USE TAXES		112,874,264	109,901,644	46,500,337	112,682,226	112,689,147	2.54 %	
1050999	40200-0	SALES TAX-1% PARISHWIDE	6,990,643	6,900,000	2,956,066	6,990,643	7,000,000	1.45 %
1010999	40205-1961	SALES TAX REVENUES-CITY-1961	20,163,733	19,515,873	8,272,347	20,020,000	20,020,000	2.58 %
2150999	40205-1961	SALES TAX REVENUES-CITY-1961	166,463	400,000	58,897	400,000	400,000	0.00 %
3520999	40205-1961	SALES TAX REVENUES-CITY-1961	13,053,184	12,956,137	6,278,169	13,585,495	13,127,378	1.32 %
3570999	40205-1961	SALES TAX REVENUES-CITY-1961	539,149	531,812	270,939	531,812	538,653	1.29 %
4010999	40205-1961	SALES TAX REVENUES-CITY-1961	23,558,136	22,357,673	8,695,316	0	0	-100.00 %
4610999	40205-1961	SALES TAX REVENUES-CITY-1961	0	0	0	22,662,693	23,113,969	0.00 %
1010999	40205-1985	SALES TAX REVENUES-CITY-1985	16,394,913	16,224,202	6,738,061	16,369,790	16,369,790	0.90 %
2220999	40205-1985	SALES TAX REVENUES-CITY-1985	137,147	400,000	47,910	400,000	400,000	0.00 %
3540999	40205-1985	SALES TAX REVENUES-CITY-1985	10,071,269	9,168,097	4,606,922	9,967,533	10,396,086	13.39 %
4010999	40205-1985	SALES TAX REVENUES-CITY-1985	20,134,091	20,592,565	7,810,031	0	0	-100.00 %
4850999	40205-1985	SALES TAX REVENUES-CITY-1985	0	0	0	20,033,505	19,604,952	0.00 %
2260999	40210-0	SALES TAXES-TIF	1,665,536	855,285	765,679	1,718,319	1,718,319	100.91 %
4610999	43012-0	LCG STD SPECS MANUAL FEES	0	0	0	2,436	0	0.00 %
OTHER TAXES		4,400,743	4,765,453	1,182,252	4,321,997	4,797,852	0.68 %	
1010999	40300-0	GAS FRANCHISE TAX	1,189,829	1,345,675	762,786	1,189,829	1,189,829	-11.58 %
1010999	40305-0	T V CABLE FRANCHISE TAX	852,628	875,000	211,658	850,000	850,000	-2.86 %
1050999	40305-0	T V CABLE FRANCHISE TAX	402,420	450,000	82,039	400,000	400,000	-11.11 %
1010999	40310-0	TELECOMM FRANCHISE TAX	41,843	7,310	3,896	42,131	42,131	476.35 %
1050999	40310-0	TELECOMM FRANCHISE TAX	16,590	9,586	4,819	16,590	16,590	73.06 %
1050999	40315-0	2% FIRE INSURANCE PREMIUM	1,549,289	1,802,484	0	1,549,289	2,003,292	11.14 %
1010999	40400-0	PENALTIES	132,063	165,324	73,656	165,324	165,324	0.00 %
1050999	40450-0	INT ON AD VALOREM TAXES-CY	14,249	6,700	3,140	6,700	6,700	0.00 %
2600999	40450-0	INT ON AD VALOREM TAXES-CY	33,747	12,195	7,541	12,195	33,747	176.73 %
2610999	40450-0	INT ON AD VALOREM TAXES-CY	26,582	12,014	5,939	12,014	12,014	0.00 %
2620999	40450-0	INT ON AD VALOREM TAXES-CY	16,410	7,416	3,670	7,416	7,416	0.00 %

**LAFAYETTE CONSOLIDATED GOVERNMENT
2024 - 2025 ADOPTED BUDGET
ANNUAL BUDGET FOR REVENUES BY SOURCE**

CODE	REVENUE	ACTUAL	CUR BUDGET	ACTUAL AT	PROJECTED	ADOPTED	ADOPTED VS
		FY 22-23	FY 23-24	4/30/2024	FY 23-24	FY 24-25	CURRENT
2630999	40450-0	36,236	15,940	7,886	14,700	15,000	-5.90 %
2640999	40450-0	18,637	8,423	4,163	8,423	8,423	0.00 %
2650999	40450-0	9,282	4,195	2,077	4,195	4,195	0.00 %
2690999	40450-0	14,701	7,583	3,284	7,583	7,583	0.00 %
2730999	40450-0	8,761	3,774	1,957	3,774	3,774	0.00 %
2790999	40450-0	3,007	470	672	470	470	0.00 %
3560999	40450-0	13,737	6,712	3,069	6,712	6,712	0.00 %
1050999	40460-0	1,561	2,000	0	2,000	2,000	0.00 %
2600999	40460-0	5,141	6,239	0	6,239	6,239	0.00 %
2610999	40460-0	2,696	3,193	0	3,193	3,193	0.00 %
2620999	40460-0	1,631	1,927	0	1,927	1,927	0.00 %
2630999	40460-0	4,428	5,000	0	5,000	5,000	0.00 %
2640999	40460-0	1,887	2,240	0	2,240	2,240	0.00 %
2650999	40460-0	942	1,119	0	1,119	1,119	0.00 %
2690999	40460-0	2,446	2,934	0	2,934	2,934	0.00 %
LICENSES AND PERMITS		7,867,935	8,018,964	3,954,275	7,858,465	7,888,520	-1.63 %
1010999	41000-0	41,795	33,695	23,051	33,695	38,920	15.51 %
1010999	41005-0	2,175,139	2,264,887	1,231,757	2,264,887	2,264,887	0.00 %
1050999	41005-0	545,273	500,000	258,054	500,000	500,000	0.00 %
1010999	41010-0	313,618	306,367	121,771	316,051	316,051	3.16 %
1010999	41015-0	134,595	127,320	73,935	144,475	144,475	13.47 %
7020999	41020-0	620	1,980	180	570	1,980	0.00 %
1010999	41025-0	153,397	162,366	155,284	162,366	162,366	0.00 %
1010999	41030-0	1,240	920	360	920	920	0.00 %
1010999	41035-0	180	130	60	130	130	0.00 %
1010999	41040-0	4,810	4,875	2,880	5,615	5,615	15.18 %
1050999	41050-0	340	0	85	340	0	0.00 %
1050999	41060-0	24,258	24,796	15,382	22,655	22,655	-8.63 %
5500999	41065-0	1,029,065	1,140,000	450,793	1,036,800	1,060,560	-6.97 %
2990999	41070-0	2,631,635	2,637,543	1,230,213	2,577,389	2,577,389	-2.28 %
2990999	41075-0	212,911	216,550	97,977	205,328	205,328	-5.18 %
2990999	41080-0	315,320	314,194	133,046	306,698	306,698	-2.39 %
2990999	41085-0	111,578	110,538	50,842	111,670	111,670	1.02 %
2990999	41087-0	3,605	3,955	1,320	3,595	3,595	-9.10 %
2990999	41088-0	8,751	8,250	2,000	8,001	8,001	-3.02 %
1010999	41500-0	5	98	5	5	5	-94.90 %
1010999	41505-0	780	780	340	620	620	-20.51 %
2990999	41510-0	70,500	68,100	34,700	72,450	72,450	6.39 %
1010999	41515-0	4,070	5,020	2,440	4,305	4,305	-14.24 %
2990999	41525-0	84,450	86,600	67,800	79,900	79,900	-7.74 %
INTERGOVERNMENTAL REVENUES		72,884,615	149,025,920	-15,166,776	84,338,391	7,123,091	-95.22 %
1260999	42000-0	2,572,669	10,741,840	86,045	10,708,044	0	-100.00 %
6500999	42000-0	7,128,912	30,756,630	0	0	0	-100.00 %
6510999	42000-0	19,193,236	30,468,553	0	0	0	-100.00 %
1870999	42010-0	894,875	8,235,127	-1	8,235,127	0	-100.00 %
2030999	42011-0	1,762,417	2,493,865	315,081	2,493,865	2,191,959	-12.11 %
1630999	42015-0	516,898	2,212,420	-29,138	2,212,420	0	-100.00 %
1620999	42020-0	2,357,812	8,236,657	-35,761	8,236,657	0	-100.00 %
1260999	42040-0	5,310,453	947,857	947,857	947,857	0	-100.00 %
5320999	42101-0	2,090,652	154,882	0	3,693,968	0	-100.00 %
5320999	42102-0	7,294,304	12,494,212	0	10,918,007	0	-100.00 %
5320999	42103-0	6,128	2,462,340	0	6,128	0	-100.00 %
5320999	42104-0	537,841	3,369,345	0	537,841	0	-100.00 %
5320999	42105-0	33,727	1,440,451	0	33,727	0	-100.00 %

**LAFAYETTE CONSOLIDATED GOVERNMENT
2024 - 2025 ADOPTED BUDGET
ANNUAL BUDGET FOR REVENUES BY SOURCE**

<u>CODE</u>	<u>REVENUE</u>	<u>ACTUAL FY 22-23</u>	<u>CUR BUDGET FY 23-24</u>	<u>ACTUAL AT 4/30/2024</u>	<u>PROJECTED FY 23-24</u>	<u>ADOPTED FY 24-25</u>	<u>ADOPTED VS CURRENT</u>
5320999	42106-0	0	794,488	0	0	0	-100.00 %
5320999	42107-0	0	160,600	0	0	0	-100.00 %
1010999	42200-0	67,487	95,807	0	67,487	67,487	-29.56 %
1270999	42300-0	13,407,493	4,895,795	-22,682,956	4,895,795	0	-100.00 %
1890999	42300-0	0	1,800,000	1,172,659	1,800,000	0	-100.00 %
1270999	42305-0	803,369	48,957	0	1,818,167	0	-100.00 %
1270999	42325-0	3,000	490,088	20,044	490,088	0	-100.00 %
2030999	42325-0	346,195	0	66,625	161,859	161,859	0.00 %
5020999	42331-0	1,126,814	888,157	502,027	888,157	0	-100.00 %
5020999	42332-0	320,972	4,059,130	364,288	4,059,130	0	-100.00 %
5020999	42333-0	366,269	1,151,631	114,962	1,151,631	0	-100.00 %
5020999	42334-0	191,549	1,225,113	73,476	1,225,113	0	-100.00 %
5020999	42336-0	0	6,612,960	0	6,612,960	0	-100.00 %
5020999	42337-0	0	83,000	0	83,000	0	-100.00 %
1270999	42340-0	2,400	4,000,000	1,341,300	4,000,000	0	-100.00 %
1270999	42360-0	1,778,328	4,359,383	1,039,701	4,359,383	0	-100.00 %
1050999	42500-0	132,813	132,813	89,072	133,608	133,608	0.60 %
2600999	42500-0	278,544	278,544	187,076	280,614	280,614	0.74 %
2610999	42500-0	100,842	100,842	67,728	101,592	101,592	0.74 %
2620999	42500-0	132,660	132,660	89,096	133,644	133,644	0.74 %
2630999	42500-0	181,347	181,347	121,796	182,694	182,694	0.74 %
2640999	42500-0	150,408	150,408	101,018	151,527	151,527	0.74 %
2650999	42500-0	42,624	42,624	28,626	42,939	42,939	0.74 %
2660999	42500-0	226,794	226,794	152,320	228,480	228,480	0.74 %
1010999	42505-0	147,894	138,844	64,448	131,085	131,085	-5.59 %
1050999	42505-0	23,805	24,917	11,586	21,483	21,483	-13.78 %
1010999	42510-0	878,555	1,022,837	0	1,022,837	1,022,837	0.00 %
1050999	42515-0	282,272	302,667	126,211	259,075	259,075	-14.40 %
1050999	42520-0	8,012	8,206	0	8,206	8,012	-2.36 %
2680999	42521-0	5,538	5,113	3,088	5,813	5,813	13.69 %
2600999	42525-0	1,859,837	1,598,016	384,904	1,598,016	1,598,016	0.00 %
1050999	42526-0	318,870	0	110,046	400,367	400,367	0.00 %
CHARGES FOR SERVICES		65,893,848	65,241,467	38,269,923	67,323,956	68,297,535	4.68 %
2990999	43000-0	268,760	299,705	121,470	262,285	262,285	-12.49 %
1010999	43006-0	450	500	100	500	500	0.00 %
1010999	43007-0	0	500	0	500	500	0.00 %
2990999	43010-0	1,383	832	736	1,441	1,441	73.20 %
4010999	43012-0	2,085	3,949	3,200	0	0	-100.00 %
4850999	43012-0	0	0	0	2,061	4,470	0.00 %
1050999	43030-0	20,865	19,798	6,353	21,430	21,430	8.24 %
1050999	43031-0	38,074	67,161	13,437	38,074	38,074	-43.31 %
5500999	43032-0	705	1,105	0	1,105	1,105	0.00 %
1010999	43034-0	23,450	10,750	9,400	24,200	24,200	125.12 %
5500999	43065-0	0	100	0	100	100	0.00 %
6140999	43080-0	5,628,665	3,978,796	0	5,458,658	7,672,259	92.83 %
6140999	43081-0	1,009,314	480,793	0	798,467	1,151,273	139.45 %
6140999	43082-0	675	0	0	9,095	66,601	0.00 %
6140999	43090-0	2,458,256	3,684,936	2,781,574	3,684,936	3,041,746	-17.45 %
6140999	43091-0	1,751,369	2,884,541	2,096,290	2,884,541	2,185,252	-24.24 %
6140999	43092-0	81,077	136,385	96,191	136,385	98,033	-28.12 %
6070999	43100-0	20,664,969	19,620,317	19,111,985	19,620,317	19,323,728	-1.51 %
6070999	43105-0	1,296,844	1,435,938	610,143	1,435,938	1,430,905	-0.35 %
6070999	43110-0	622,593	833,274	393,738	833,274	877,362	5.29 %

**LAFAYETTE CONSOLIDATED GOVERNMENT
2024 - 2025 ADOPTED BUDGET
ANNUAL BUDGET FOR REVENUES BY SOURCE**

CODE	REVENUE	ACTUAL	CUR BUDGET	ACTUAL AT	PROJECTED	ADOPTED	ADOPTED	
		FY 22-23	FY 23-24	4/30/2024	FY 23-24	FY 24-25	VS CURRENT	
1010999	43150-203	ADMIN FEES-TRANSIT FUND	413,256	415,000	0	402,758	415,000	0.00 %
1010999	43150-206	ADMIN FEES-ANIMAL CNTRL FD	350,698	414,302	245,000	414,302	422,711	2.03 %
1050999	43150-206	ADMIN FEES-ANIMAL CNTRL FD	45,302	75,698	0	75,698	77,289	2.10 %
		ADMIN FEES-CITY STREET, ROAD & ALLEY FUND						
1010999	43150-259	ADMIN FEES-CITY STREET, ROAD & ALLEY FUND	42,163	153,884	0	55,937	59,180	-61.54 %
1050999	43150-259	ADMIN FEES-CITY STREET, ROAD & ALLEY FUND	5,446	28,116	0	10,220	10,820	-61.52 %
1010999	43150-260	ADMIN FEES-ROAD & BRIDGE MAINT	221,893	212,224	0	212,224	219,810	3.57 %
1050999	43150-260	ADMIN FEES-ROAD & BRIDGE MAINT	28,664	38,776	0	38,776	40,190	3.65 %
1010999	43150-261	ADMIN FEES-DRAINAGE MAINT FUND	345,384	329,751	0	329,751	338,169	2.55 %
1050999	43150-261	ADMIN FEES-DRAINAGE MAINT FUND	44,616	60,249	0	60,249	61,831	2.63 %
1010999	43150-263	ADMIN FEES-LIBRARY FUND	383,283	365,935	0	451,702	451,653	23.42 %
1050999	43150-263	ADMIN FEES-LIBRARY FUND	49,512	66,860	0	82,531	82,580	23.51 %
1010999	43150-264	ADMIN FEES-COURTHOUSE COMPLEX	57,568	50,731	0	47,055	50,725	-0.01 %
1050999	43150-264	ADMIN FEES-COURTHOUSE COMPLEX	7,437	9,269	0	8,598	9,275	0.06 %
1010999	43150-265	ADMIN FEES-JUVENILE DETENTION	253,926	245,199	0	298,053	300,125	22.40 %
1050999	43150-265	ADMIN FEES-JUVENILE DETENTION	32,802	44,801	0	54,457	54,875	22.49 %
1010999	43150-266	ADMIN FEES-PUBLIC HEALTH UNIT	58,643	59,186	0	69,653	71,861	21.42 %
1050999	43150-266	ADMIN FEES-PUBLIC HEALTH UNIT	7,575	10,814	0	12,726	13,139	21.50 %
1010999	43150-270	ADMIN FEES-CORONER FUND	36,734	35,071	0	35,071	42,271	20.53 %
1050999	43150-270	ADMIN FEES-CORONER FUND	4,745	6,408	0	6,408	7,729	20.61 %
1010999	43150-271	ADMIN FEES-MOSQUITO ABATEMENT	8,641	8,455	0	9,367	12,681	49.98 %
1050999	43150-271	ADMIN FEES-MOSQUITO ABATEMENT	1,116	1,545	0	1,711	2,319	50.10 %
		ADMIN FEES-PARISHWIDE FIRE PROT FD						
1010999	43150-279	ADMIN FEES-PARISHWIDE FIRE PROT FD	13,085	12,683	0	8,683	12,681	-0.02 %
1050999	43150-279	ADMIN FEES-PARISHWIDE FIRE PROT FD	1,690	2,317	0	1,586	2,319	0.09 %
1010999	43150-296	ADMIN FEES-BUCHANAN GARAGE FD	11,297	67,641	0	13,188	16,908	-75.00 %
1050999	43150-296	ADMIN FEES-BUCHANAN GARAGE FD	1,459	12,359	0	2,409	3,092	-74.98 %
1010999	43150-297	ADMIN FEES-PARKING PROGRAM FD	158,572	152,193	0	152,193	152,176	-0.01 %
1050999	43150-297	ADMIN FEES-PARKING PROGRAM FD	20,973	27,807	0	27,807	27,824	0.06 %
1010999	43150-299	ADMIN FEES-CODES & PERMITS FD	123,984	118,372	0	118,372	118,359	-0.01 %
1050999	43150-299	ADMIN FEES-CODES & PERMITS FD	16,016	21,628	0	21,628	21,641	0.06 %
1010999	43150-400	ADMIN FEES-BOND FUNDS	206,241	206,000	0	76,477	0	-100.00 %
1010999	43150-401	ADMIN FEES-CIP FUND	158,263	156,420	0	189,733	0	-100.00 %
1050999	43150-401	ADMIN FEES-CIP FUND	20,444	28,580	0	34,666	0	-100.00 %
1010999	43150-461	ADMIN FEES-1961 SALES TAX CAP	0	0	0	0	104,807	0.00 %
1050999	43150-461	ADMIN FEES-1961 SALES TAX CAP	0	0	0	0	19,163	0.00 %
1010999	43150-485	ADMIN FEES-1985 SALES TAX CAP	0	0	0	0	89,640	0.00 %
1050999	43150-485	ADMIN FEES-1985 SALES TAX CAP	0	0	0	0	16,390	0.00 %
1010999	43150-550	ADMIN FEES-ENVIRON SRVS FD	398,909	384,709	0	458,025	464,982	20.87 %
1050999	43150-550	ADMIN FEES-ENVIRON SRVS FD	51,530	70,291	0	83,686	85,018	20.95 %
1010999	43150-607	ADMIN FEES-GROUP INSURANCE FD	367,524	380,482	0	380,482	422,711	11.10 %
1050999	43150-607	ADMIN FEES-GROUP INSURANCE FD	47,476	69,518	0	69,518	77,289	11.18 %
1260999	43161-0	SOCIAL SECURITY ADMIN-PROG INC	205,521	188,539	194,063	188,539	0	-100.00 %
1010999	43200-0	FIRE SERVICE CHARGES	10,000	123,032	8,750	123,032	132,692	7.85 %
1010999	43203-0	CITY MARSHAL CHARGES	45,000	46,451	23,226	46,451	47,381	2.00 %
1010999	43204-0	CITY COURT JUDGES CHARGES	77,689	75,402	37,701	75,402	79,096	4.90 %
1010999	43205-0	FALSE ALARM FEES	36,522	42,950	31,412	51,686	51,686	20.34 %
1010999	43206-0	CITY MARSHAL REIMBURSEMENT-SRO	68,312	113,706	23,991	146,436	134,278	18.09 %
1010999	43209-0	BREATHALYZER FEES	15,425	19,000	7,500	18,500	18,500	-2.63 %
1010999	43210-0	SWAT TRAINING FEES	5,550	5,550	1,800	1,800	1,800	-67.57 %
2700999	43225-0	DEATH & AUTOPSY FEES	128,068	152,480	75,000	208,730	208,730	36.89 %
2700999	43226-0	DEATH & AUTOPSY FEES-NONLCG	3,750	22,052	19,221	7,971	7,971	-63.85 %
2700999	43240-0	CORONER'S EXAMINATION CERT FEE	227,300	239,760	124,200	207,600	239,760	0.00 %

**LAFAYETTE CONSOLIDATED GOVERNMENT
2024 - 2025 ADOPTED BUDGET
ANNUAL BUDGET FOR REVENUES BY SOURCE**

<u>CODE</u>	<u>REVENUE</u>	<u>ACTUAL FY 22-23</u>	<u>CUR BUDGET FY 23-24</u>	<u>ACTUAL AT 4/30/2024</u>	<u>PROJECTED FY 23-24</u>	<u>ADOPTED FY 24-25</u>	<u>ADOPTED VS CURRENT</u>	
2700999	43245-0	LABORATORY FEES	15,589	17,237	5,366	12,347	12,347	-28.37 %
2700999	43250-0	CREMATION FEES	53,315	91,425	1,950	1,950	0	-100.00 %
2700999	43255-0	DEATH INVESTIGAT'N-CITY OF LAF	17,400	26,100	8,400	17,450	17,450	-33.14 %
2700999	43257-0	SUIDI FEES	6,850	4,900	3,750	10,600	10,600	116.33 %
1010999	43272-0	FIRE WATCH OVERTIME REIMB	0	55,000	24,585	20,735	61,842	12.44 %
1010999	43400-0	TRAFFIC SIGNAL MAINT-LADOTD	203,312	259,904	102,005	259,904	259,904	0.00 %
1010999	43401-0	TRAFFIC SIGNAL MAINT-SCOTT	5,840	6,288	2,696	6,288	6,288	0.00 %
1010999	43405-0	SIGNAGE-SUBDIVISION DEV	612	12,743	852	612	612	-95.20 %
2970999	43410-0	PARKING METER REVENUES	204,568	209,231	89,769	197,148	197,148	-5.77 %
2970999	43415-0	PARKING GARAGE REV-VERMILION	206,531	231,890	90,425	199,852	199,852	-13.82 %
2960999	43420-0	PARKING GARAGE REV-BUCHANAN	102,485	87,000	52,113	105,000	100,000	14.94 %
5500999	43505-0	REFUSE COLLECTION CHARGES	18,200,229	16,833,600	8,260,453	17,001,600	17,390,400	3.31 %
5500999	43510-0	GRASS CUTTING CHARGES	927,120	800,000	129,418	800,000	800,000	0.00 %
5500999	43515-0	COMPOST DISPOSAL CHARGES	214,074	330,000	106,740	240,000	240,000	-27.27 %
5500999	43520-0	SALE OF COMPOST	0	5,000	0	0	0	-100.00 %
2060999	43600-0	ANIMAL SHELTER FEES	35,457	34,090	13,566	36,000	36,000	5.60 %
2060999	43601-0	ANIMAL SHELTER-ADOPTION FEES	47,855	43,845	16,455	45,000	45,000	2.63 %
2060999	43602-0	ANIMAL SHELTER-RABIES TAG FEES	210,204	225,246	109,120	215,490	215,490	-4.33 %
2060999	43603-0	ANIMAL SHELTER-POST ADOPT FEES	2,850	2,950	1,850	3,000	3,000	1.69 %
1280999	43604-0	BISELL PET FOUNDATION	0	36,000	0	0	0	-100.00 %
2090999	43700-110	MEMBERSHIP FEES-HEBERT	40,250	42,975	22,500	42,122	42,000	-2.27 %
2090999	43700-111	MEMBERSHIP FEES-VIEUX CHENES	112,175	110,100	43,245	89,740	90,000	-18.26 %
2090999	43700-112	MEMBERSHIP FEES-WETLANDS	206,125	222,375	94,081	206,125	206,000	-7.36 %
2090999	43702-110	SCHOOL TEAM FEES-HEBERT	3,181	2,000	1,130	1,591	1,600	-20.00 %
2090999	43702-111	SCHOOL TEAM FEES-VIEUX CHENES	3,181	2,000	1,130	1,591	1,600	-20.00 %
2090999	43704-110	LOCKER RENTALS-HEBERT MUNI	957	800	1,100	1,244	1,200	50.00 %
2090999	43706-110	GREEN FEES-HEBERT MUNI	350,068	279,808	174,883	507,599	507,000	81.20 %
2090999	43706-111	GREEN FEES-VIEUX CHENES	402,051	403,457	186,402	465,951	466,000	15.50 %
2090999	43706-112	GREEN FEES-WETLANDS	573,225	548,611	276,585	630,548	630,000	14.84 %
2090999	43710-110	CART RENTALS-HEBERT	214,152	0	101,680	0	227,304	0.00 %
2110999	43710-110	CART RENTALS-HEBERT	0	233,527	0	227,304	0	-100.00 %
2090999	43710-111	CART RENTALS-VIEUX CHENES	433,112	0	196,600	0	458,336	0.00 %
2110999	43710-111	CART RENTALS-VIEUX CHENES	0	428,633	0	458,336	0	-100.00 %
2090999	43710-112	CART RENTALS-WETLANDS	348,417	0	157,710	0	357,857	0.00 %
2110999	43710-112	CART RENTALS-WETLANDS	0	404,607	0	357,857	0	-100.00 %
2090999	43712-110	TOURNAMENT FEES-HEBERT	22,017	16,000	8,667	22,976	22,976	43.60 %
2090999	43712-111	TOURNAMENT FEES-VIEUX CHENES	40,244	30,000	17,142	44,647	44,647	48.82 %
2090999	43712-112	TOURNAMENT FEES-WETLANDS	132,283	72,000	35,534	133,127	133,127	84.90 %
2090999	43714-111	DRIVING RANGE REV-VIEUX CHENES	28,574	29,679	15,261	50,004	50,000	68.47 %
2090999	43714-112	DRIVING RANGE REV-WETLANDS	67,782	73,765	30,048	66,515	66,000	-10.53 %
2090999	43716-110	SALES TAX DISC-HEBERT MUNI GC	507	0	226	146	0	0.00 %
2090999	43716-111	SALES TAX DISC-VIEUX CHENES GC	831	0	363	240	0	0.00 %
2090999	43716-112	SALES TAX DISC-WETLANDS GC	1,086	0	479	297	0	0.00 %
2090999	43718-110	CASH SHORT/OVER-HEBERT MUNI	-4	0	-1	0	0	0.00 %
2090999	43718-111	CASH SHORT/OVER-VIEUX CHENES	3	0	2	2	0	0.00 %
2090999	43718-112	CASH SHORT/OVER-WETLANDS	27	0	0	0	0	0.00 %
2010999	43762-0	SWIMMING POOL ADMISSIONS	634	1,300	0	634	634	-51.23 %
2010999	43780-0	RECREATION INSTRUCTION FEES	56,839	50,532	23,977	56,102	56,102	11.02 %
2010999	43782-0	RECREATION REGISTRATION	15,122	12,725	3,873	15,122	15,122	18.84 %
2010999	43784-0	RECREATION BUILDING RENTALS	238,736	215,765	124,134	235,194	235,194	9.00 %
2010999	43786-0	RECREATION CAMPGROUND RENTALS	40,794	45,721	22,584	40,521	41,000	-10.33 %
2010999	43790-0	RECREATION RACQUET BALL FEES	0	106	0	120	120	13.21 %
2020999	43826-0	NATURE STATION FEES	412	1,000	0	1,800	1,800	80.00 %
2040999	43840-0	AUDITORIUM BUILDING RENTALS	438,459	455,612	206,627	451,372	444,600	-2.42 %
2040999	43842-0	AUDITORIUM CATERING FEES	43,062	44,403	34,000	44,403	44,403	0.00 %

**LAFAYETTE CONSOLIDATED GOVERNMENT
2024 - 2025 ADOPTED BUDGET
ANNUAL BUDGET FOR REVENUES BY SOURCE**

CODE	REVENUE	ACTUAL	CUR BUDGET	ACTUAL AT	PROJECTED	ADOPTED	ADOPTED VS	
		FY 22-23	FY 23-24	4/30/2024	FY 23-24	FY 24-25	CURRENT	
2040999	43844-0	AUDITORIUM CONCESSION SALES	51,670	39,000	20,818	39,000	55,000	41.03 %
		AUDITORIUM COMM ON						
2040999	43846-0	CONCESSIONS	14,465	13,869	7,708	13,869	13,500	-2.66 %
2040999	43848-0	AUDITORIUM REIMBURSEABLES	360,952	311,736	212,842	311,736	360,000	15.48 %
2050999	43850-0	TICKET SALES	1,896,839	2,288,542	943,777	2,369,971	2,038,542	-10.92 %
2050999	43851-0	OUTLET REVENUE SHARES	32,375	0	7,755	5,493	0	0.00 %
2050999	43852-0	CREDIT CARD FEES	15,760	85,820	16,644	23,261	15,500	-81.94 %
2050999	43854-0	FACILITY/COMPUTER FEE	277,098	359,531	106,838	333,704	277,000	-22.96 %
2050999	43856-0	PROCESSING/COMPLIMENTARY FEE	9,835	38,030	1,276	9,953	10,000	-73.70 %
2630999	43884-0	LIBRARY FINES	28,301	18,500	11,299	29,514	25,000	35.14 %
2030999	43900-0	BUS FARES	146,686	100,000	66,767	144,130	144,130	44.13 %
2030999	43905-0	CHARTER SERVICES	10,775	0	7,100	15,125	15,125	0.00 %
5510999	43915-0	CNG-PUBLIC	46,346	69,404	9,200	52,292	52,292	-24.66 %
2060999	43920-0	CREDIT CARD CONVENIENCE FEES	1,559	5,400	636	1,448	5,400	0.00 %
2960999	43920-0	CREDIT CARD CONVENIENCE FEES	1,802	1,579	600	1,762	1,762	11.59 %
2970999	43920-0	CREDIT CARD CONVENIENCE FEES	41,254	38,530	20,707	41,338	41,338	7.29 %
FINES AND FORFEITS			2,204,093	2,926,659	890,096	2,148,700	2,157,091	-26.30 %
1010999	44000-0	CITY COURT FINES	900,393	822,930	409,506	891,869	891,869	8.38 %
1050999	44000-0	CITY COURT FINES	29,914	17,416	19,306	34,928	34,928	100.55 %
2700999	44000-0	CITY COURT FINES	57,814	52,834	27,401	58,190	58,190	10.14 %
1010999	44001-0	CITY COURT CIVIL FEES	159,745	1,072,001	72,592	162,894	162,894	-84.80 %
1010999	44010-0	BOND & FEE FORFEITURE-CITY CRT	21,615	3,678	2,750	18,313	18,313	397.91 %
2970999	44020-0	PARKING FINES-CITY	101,277	150,000	45,215	95,482	95,482	-36.35 %
2970999	44021-0	PARKING FINES-HANDICAP	7,214	12,000	2,439	3,000	10,000	-16.67 %
2680999	44100-0	DISTRICT COURT FINES	322,084	348,776	130,553	331,980	331,980	-4.82 %
2700999	44100-0	DISTRICT COURT FINES	19,899	20,877	7,176	19,486	20,877	0.00 %
1050999	44101-0	DISTRICT COURT-JURY FEES	94,906	90,044	28,862	97,452	97,452	8.23 %
2680999	44105-0	DISTRICT COURT-CONTEMPT FINES	125,153	125,214	59,242	137,123	137,123	9.51 %
2680999	44110-0	BOND & FEE FORFEITURE-DIST CRT	277,544	130,224	55,154	239,553	239,553	83.95 %
1010999	44300-0	ALCOHOL BEVERAGE FINES	27,565	18,120	22,930	35,875	35,875	97.99 %
1050999	44300-0	ALCOHOL BEVERAGE FINES	0	0	550	0	0	0.00 %
5500999	44320-0	SOLID WASTE CONTAINER FINES	250	0	0	225	225	0.00 %
5500999	44322-0	SOLID WASTE COLLECTOR FINES	40,400	3,000	2,750	5,000	5,000	66.67 %
5500999	44323-0	RECYCLING COLLECTOR FINES	60	0	0	0	0	0.00 %
2990999	44370-0	AAB - FINES	15,025	54,320	2,100	13,750	13,750	-74.69 %
2990999	44375-0	AAB-FEES/ABATEMENT RECOVERY	3,235	5,225	1,570	3,580	3,580	-31.48 %
ELECTRIC RETAIL SALES			195,197,790	195,713,325	77,974,974	195,713,325	198,945,159	1.65 %
5020999	46100-0	ELECTRIC RETAIL SALES	104,240,922	107,404,818	44,932,407	107,404,818	111,055,358	3.40 %
5020999	46105-0	ELECTRIC RETAIL FUEL ADJ.	90,956,868	88,308,507	33,042,567	88,308,507	87,889,801	-0.47 %
ELECTRIC WHOLESALE SALES			159,543	175,000	78,178	175,000	175,000	0.00 %
5020999	46110-0	ELECTRIC WHOLESALE SALES	159,543	175,000	78,178	175,000	175,000	0.00 %
WATER SALES			25,167,541	26,046,487	12,691,591	34,139,080	29,362,198	12.73 %
5020999	46200-0	WATER RETAIL SALES	17,154,256	26,046,487	8,756,902	26,046,487	29,362,198	12.73 %
5020999	46210-0	WATER WHOLESALE SALES	7,924,605	0	3,900,099	8,006,223	0	0.00 %
5020999	46220-0	WATER TAPPING FEES	88,680	0	34,590	86,370	0	0.00 %
WASTEWATER SALES			35,012,172	37,133,299	19,351,094	36,264,648	40,630,961	9.42 %
5020999	46300-0	WASTEWATER SALES	35,012,172	37,133,299	19,351,094	36,264,648	40,630,961	9.42 %
COMMUNICATION SALES			43,211,247	47,700,000	21,775,550	42,833,863	50,700,000	6.29 %
5320999	46500-0	COMMUNICATION RETAIL SALES	43,211,247	47,700,000	21,775,550	42,833,863	50,700,000	6.29 %
COMMUNICATION WHOLESALE SALES			2,491,354	3,000,000	1,317,106	2,549,614	3,000,000	0.00 %
5320999	46510-0	COMMUNICATION WHOLESALE SALES	2,491,354	3,000,000	1,317,106	2,549,614	3,000,000	0.00 %
INTEREST EARNINGS			23,899,627	9,940,634	13,753,800	23,829,531	19,792,480	99.11 %

**LAFAYETTE CONSOLIDATED GOVERNMENT
2024 - 2025 ADOPTED BUDGET
ANNUAL BUDGET FOR REVENUES BY SOURCE**

<u>CODE</u>	<u>REVENUE</u>	<u>ACTUAL FY 22-23</u>	<u>CUR BUDGET FY 23-24</u>	<u>ACTUAL AT 4/30/2024</u>	<u>PROJECTED FY 23-24</u>	<u>ADOPTED FY 24-25</u>	<u>ADOPTED VS CURRENT</u>
1010999	47000-0	2,813,172	1,018,738	1,822,237	3,373,021	3,373,021	231.10 %
1050999	47000-0	1,042,921	898,910	566,016	1,047,218	1,047,218	16.50 %
2010999	47000-0	28,515	13,336	36,361	38,283	38,283	187.07 %
2030999	47000-0	2,089	0	17,466	11,179	11,179	0.00 %
2050999	47000-0	19,271	2,247	6,239	22,687	22,687	909.66 %
2060999	47000-0	65,206	27,027	46,097	75,852	75,852	180.65 %
2070999	47000-0	417	163	302	519	0	-100.00 %
2090999	47000-0	5,002	1,787	1,001	5,236	5,236	193.01 %
2150999	47000-0	130,001	40,069	59,610	143,129	143,129	257.21 %
2220999	47000-0	105,188	33,112	48,679	115,939	115,939	250.14 %
2250999	47000-0	16,799	-25,440	8,157	17,567	17,567	-169.05 %
2260999	47000-0	111,425	-142,473	62,045	123,243	123,243	-186.50 %
2410999	47000-0	0	0	864	0	0	0.00 %
2500999	47000-0	0	0	31,910	15,033	15,033	0.00 %
2590999	47000-0	0	0	32,145	0	0	0.00 %
2600999	47000-0	476,864	360,603	297,744	521,332	521,332	44.57 %
2610999	47000-0	261,408	120,375	185,266	300,363	300,363	149.52 %
2620999	47000-0	27,253	14,450	56,959	39,630	39,630	174.26 %
2630999	47000-0	1,051,885	402,394	775,706	1,295,583	500,000	24.26 %
2640999	47000-0	500,654	192,861	346,198	603,945	603,945	213.15 %
2650999	47000-0	160,414	60,189	124,540	198,984	198,984	230.60 %
2660999	47000-0	75,864	30,319	58,483	93,326	93,326	207.81 %
2680999	47000-0	3,082	1,191	2,256	4,249	4,249	256.76 %
2690999	47000-0	50,603	18,374	34,182	56,372	56,372	206.80 %
2700999	47000-0	123	0	293	416	416	0.00 %
2710999	47000-0	37,852	15,501	30,630	47,409	47,409	205.84 %
2730999	47000-0	220,068	94,951	130,794	244,640	244,640	157.65 %
2740999	47000-0	17,894	7,524	6,088	18,074	18,074	140.22 %
2750999	47000-0	50,163	37,680	20,493	47,774	47,774	26.79 %
2760999	47000-0	18,027	7,261	12,917	22,365	22,365	208.02 %
2780999	47000-0	282,918	114,510	204,804	352,222	352,222	207.59 %
2790999	47000-0	9,081	1,456	9,549	12,655	12,655	769.16 %
2960999	47000-0	575	52	405	685	685	1,217.31 %
2970999	47000-0	287	159	228	348	348	118.87 %
2990999	47000-0	6,993	2,077	1,891	7,249	7,249	249.01 %
3520999	47000-0	187,341	147,361	150,738	228,110	228,110	54.80 %
3530999	47000-0	236,228	74,547	178,016	295,551	295,551	296.46 %
3540999	47000-0	189,552	109,497	122,987	181,612	181,612	65.86 %
3550999	47000-0	150,045	43,029	127,065	209,483	209,483	386.84 %
3560999	47000-0	132,943	60,960	92,975	159,594	159,594	161.80 %
3570999	47000-0	10,806	4,482	9,960	14,479	14,479	223.05 %
3580999	47000-0	31,477	12,568	32,834	39,579	39,579	214.92 %
4010999	47000-0	2,502,067	919,609	1,830,631	0	0	-100.00 %
4610999	47000-0	0	0	0	1,701,353	1,701,353	0.00 %
4850999	47000-0	0	0	0	1,455,147	1,455,146	0.00 %
5020999	47000-0	5,750,856	3,673,557	4,278,510	7,056,490	4,474,259	21.80 %
5320999	47000-0	952,001	413,933	432,731	990,804	1,000,000	141.58 %
5500999	47000-0	147,401	52,281	127,952	200,796	200,796	284.07 %
5510999	47000-0	20,714	7,391	15,572	26,298	26,298	255.81 %
6070999	47000-0	1,133,243	85,290	951,464	1,452,780	985,000	1,054.88 %
6140999	47000-0	34,986	25,149	21,000	53,504	63,000	150.51 %
7020999	47000-0	27,000	7,534	15,418	32,284	32,284	328.51 %
1050999	47005-0	15,752	5,044	7,458	17,379	17,379	244.55 %
5020999	47010-0	13	0	0	13	0	0.00 %
5020999	47040-0	758,938	639,868	319,934	740,102	581,097	-9.18 %

**LAFAYETTE CONSOLIDATED GOVERNMENT
2024 - 2025 ADOPTED BUDGET
ANNUAL BUDGET FOR REVENUES BY SOURCE**

CODE	REVENUE	ACTUAL	CUR BUDGET	ACTUAL AT	PROJECTED	ADOPTED	ADOPTED VS	
		FY 22-23	FY 23-24	4/30/2024	FY 23-24	FY 24-25	CURRENT	
1010999	47045-0	INTEREST REVENUE ON LEASES	19,130	146,981	0	19,165	19,165	-86.96 %
2030999	47045-0	INTEREST REVENUE ON LEASES	19,963	0	0	0	0	0.00 %
2040999	47045-0	INTEREST REVENUE ON LEASES	47,870	54,040	0	47,870	47,870	-11.42 %
5020999	47045-0	INTEREST REVENUE ON LEASES	43,119	108,110	0	43,119	0	-100.00 %
5320999	47045-0	INTEREST REVENUE ON LEASES	7,492	0	0	7,492	0	0.00 %
1010999	47050-0	FMV-ADJ TO INVESTMENT	961,859	0	0	0	0	0.00 %
1050999	47050-0	FMV-ADJ TO INVESTMENT	437,507	0	0	0	0	0.00 %
2060999	47050-0	FMV-ADJ TO INVESTMENT	17,748	0	0	0	0	0.00 %
2500999	47050-0	FMV-ADJ TO INVESTMENT	-5,531	0	0	0	0	0.00 %
2590999	47050-0	FMV-ADJ TO INVESTMENT	-2,050	0	0	0	0	0.00 %
2600999	47050-0	FMV-ADJ TO INVESTMENT	191,685	0	0	0	0	0.00 %
2610999	47050-0	FMV-ADJ TO INVESTMENT	78,162	0	0	0	0	0.00 %
2630999	47050-0	FMV-ADJ TO INVESTMENT	312,627	0	0	0	0	0.00 %
2640999	47050-0	FMV-ADJ TO INVESTMENT	146,789	0	0	0	0	0.00 %
2650999	47050-0	FMV-ADJ TO INVESTMENT	43,555	0	0	0	0	0.00 %
2660999	47050-0	FMV-ADJ TO INVESTMENT	22,303	0	0	0	0	0.00 %
2690999	47050-0	FMV-ADJ TO INVESTMENT	17,110	0	0	0	0	0.00 %
2710999	47050-0	FMV-ADJ TO INVESTMENT	10,121	0	0	0	0	0.00 %
2730999	47050-0	FMV-ADJ TO INVESTMENT	78,306	0	0	0	0	0.00 %
2740999	47050-0	FMV-ADJ TO INVESTMENT	6,804	0	0	0	0	0.00 %
2750999	47050-0	FMV-ADJ TO INVESTMENT	20,607	0	0	0	0	0.00 %
2760999	47050-0	FMV-ADJ TO INVESTMENT	6,046	0	0	0	0	0.00 %
2780999	47050-0	FMV-ADJ TO INVESTMENT	94,509	0	0	0	0	0.00 %
2990999	47050-0	FMV-ADJ TO INVESTMENT	366	0	0	0	0	0.00 %
3520999	47050-0	FMV-ADJ TO INVESTMENT	14,996	0	0	0	0	0.00 %
3530999	47050-0	FMV-ADJ TO INVESTMENT	66,211	0	0	0	0	0.00 %
3550999	47050-0	FMV-ADJ TO INVESTMENT	161,176	0	0	0	0	0.00 %
3560999	47050-0	FMV-ADJ TO INVESTMENT	48,080	0	0	0	0	0.00 %
3570999	47050-0	FMV-ADJ TO INVESTMENT	3,767	0	0	0	0	0.00 %
3580999	47050-0	FMV-ADJ TO INVESTMENT	5,226	0	0	0	0	0.00 %
4010999	47050-0	FMV-ADJ TO INVESTMENT	745,718	0	0	0	0	0.00 %
5500999	47050-0	FMV-ADJ TO INVESTMENT	45,202	0	0	0	0	0.00 %
5510999	47050-0	FMV-ADJ TO INVESTMENT	5,668	0	0	0	0	0.00 %
6070999	47050-0	FMV-ADJ TO INVESTMENT	290,880	0	0	0	0	0.00 %
6140999	47050-0	FMV-ADJ TO INVESTMENT	55,874	0	0	0	0	0.00 %
7020999	47050-0	FMV-ADJ TO INVESTMENT	7,355	0	0	0	0	0.00 %
INTERNAL TRANSFERS			43,394,911	48,470,954	16,916,671	51,387,142	34,268,610	-29.30 %
1260999	48500-101	CONTR FROM CITY GENERAL FUND	47,832	355,828	-8,688	355,828	0	-100.00 %
1620999	48500-101	CONTR FROM CITY GENERAL FUND	6,091	0	0	0	0	0.00 %
2010999	48500-101	CONTR FROM CITY GENERAL FUND	1,358,188	1,570,267	902,612	1,447,742	2,053,354	30.76 %
2020999	48500-101	CONTR FROM CITY GENERAL FUND	608,750	547,286	285,022	546,631	437,833	-20.00 %
2030999	48500-101	CONTR FROM CITY GENERAL FUND	2,173,411	2,666,593	2,140,095	2,667,735	3,033,815	13.77 %
2040999	48500-101	CONTR FROM CITY GENERAL FUND	299,850	78,106	78,106	0	517,765	562.90 %
2090999	48500-101	CONTR FROM CITY GENERAL FUND	220,823	572,274	120,051	195,054	571,695	-0.10 %
2850999	48500-101	CONTR FROM CITY GENERAL FUND	0	0	0	0	15,000	0.00 %
2970999	48500-101	CONTR FROM CITY GENERAL FUND	313,409	495,730	215,891	609,800	672,696	35.70 %
2990999	48500-101	CONTR FROM CITY GENERAL FUND	792,318	1,383,972	278,954	1,573,220	1,810,391	30.81 %
3580999	48500-101	CONTR FROM CITY GENERAL FUND	2,791,652	2,787,139	2,787,138	2,750,160	2,751,742	-1.27 %
4010999	48500-101	CONTR FROM CITY GENERAL FUND	8,538,452	6,583,201	0	0	0	-100.00 %
4610999	48500-101	CONTR FROM CITY GENERAL FUND	0	0	0	3,548,346	0	0.00 %
4850999	48500-101	CONTR FROM CITY GENERAL FUND	0	0	0	3,034,856	0	0.00 %
6050999	48500-101	CONTR FROM CITY GENERAL FUND	11,025	65,000	11,025	65,000	65,000	0.00 %
1010999	48500-105	CONTR FROM PARISH GENERAL FUND	3,321,139	3,739,216	1,652,385	3,739,216	4,178,264	11.74 %
1270999	48500-105	CONTR FROM PARISH GENERAL FUND	0	83,483	0	83,483	0	-100.00 %
2410999	48500-105	CONTR FROM PARISH GENERAL FUND	0	11,680	0	11,680	17,240	47.60 %

**LAFAYETTE CONSOLIDATED GOVERNMENT
2024 - 2025 ADOPTED BUDGET
ANNUAL BUDGET FOR REVENUES BY SOURCE**

<u>CODE</u>	<u>REVENUE</u>	<u>ACTUAL FY 22-23</u>	<u>CUR BUDGET FY 23-24</u>	<u>ACTUAL AT 4/30/2024</u>	<u>PROJECTED FY 23-24</u>	<u>ADOPTED FY 24-25</u>	<u>ADOPTED VS CURRENT</u>
2670999	48500-105 CONTR FROM PARISH GENERAL FUND	251,608	328,330	230,735	328,330	1,144,761	248.66 %
2700999	48500-105 CONTR FROM PARISH GENERAL FUND	825,697	813,519	367,467	896,069	899,166	10.53 %
2790999	48500-105 CONTR FROM PARISH GENERAL FUND	0	319,438	0	319,438	320,000	0.18 %
2960999	48500-105 CONTR FROM PARISH GENERAL FUND	40,394	159,157	41,154	76,093	98,888	-37.87 %
4010999	48500-105 CONTR FROM PARISH GENERAL FUND	50,933	958,736	354,747	0	0	-100.00 %
4610999	48500-105 CONTR FROM PARISH GENERAL FUND	0	0	0	516,759	49,516	0.00 %
4850999	48500-105 CONTR FROM PARISH GENERAL FUND	0	0	0	441,978	938,358	0.00 %
6510999	48500-105 CONTR FROM PARISH GENERAL FUND	1,760	0	0	0	0	0.00 %
2750999	48500-127 CONTR FROM GRANTS-STATE	2,150,553	0	0	0	0	0.00 %
4010999	48500-127 CONTR FROM GRANTS-STATE	304,450	0	0	0	0	0.00 %
4010999	48500-128 CONTR FROM GRANTS-OTHER	0	-20,161	0	0	0	-100.00 %
4610999	48500-128 CONTR FROM GRANTS-OTHER	0	0	0	-10,867	0	0.00 %
4850999	48500-128 CONTR FROM GRANTS-OTHER	0	0	0	-9,295	0	0.00 %
5020999	48500-162 CONTR FROM CDBG	53,852	39,304	0	39,304	0	-100.00 %
	CONTR FROM NHS LOAN PROGRAM						
1630999	48500-166 FD	38,814	0	0	0	0	0.00 %
1010999	48500-204 CONTR FROM HPACC FUND	0	0	0	195,728	67,096	0.00 %
2040999	48500-205 CONTR FROM HPAC RESERVE FUND	272,198	619,591	0	610,789	209,150	-66.24 %
1280999	48500-206 CONTR FROM ANIMAL CARE FUND	0	13,000	0	13,000	0	-100.00 %
1010999	48500-207 CONTR FROM TRAFFIC SAFETY FUND	0	0	0	519	0	0.00 %
2110999	48500-209 CONTR FROM COMB GOLF COURSES	0	0	0	0	200,000	0.00 %
2090999	48500-211 CONTR FROM GOLF CART FUND	0	705,267	0	681,997	0	-100.00 %
3520999	48500-215 CONTR FROM 61 S T TRUST FUND	0	-147,361	0	0	0	-100.00 %
4010999	48500-215 CONTR FROM 61 S T TRUST FUND	89,106	261,977	130,417	0	0	-100.00 %
4610999	48500-215 CONTR FROM 61 S T TRUST FUND	0	0	0	666,790	666,790	0.00 %
4010999	48500-222 CONTR FROM 85 S T TRUST FUND	79,717	185,638	125,813	0	0	-100.00 %
4850999	48500-222 CONTR FROM 85 S T TRUST FUND	0	0	0	507,034	507,034	0.00 %
2850999	48500-250 CONTR FROM OPIOID FUND	0	0	0	0	15,000	0.00 %
1010999	48500-260 CONTR FROM ROAD & BRIDGE MAINT	470,902	637,737	246,799	637,737	785,334	23.14 %
1890999	48500-260 CONTR FROM ROAD & BRIDGE MAINT	0	8,000	0	8,000	0	-100.00 %
4010999	48500-260 CONTR FROM ROAD & BRIDGE MAINT	464,498	581,891	236,659	0	0	-100.00 %
4610999	48500-260 CONTR FROM ROAD & BRIDGE MAINT	0	0	0	581,891	794,657	0.00 %
	CONTR FROM DRAINAGE MAINT						
1260999	48500-261 FUND	25,605	46,579	620	46,579	0	-100.00 %
	CONTR FROM DRAINAGE MAINT						
1270999	48500-261 FUND	100,000	0	0	0	0	0.00 %
	CONTR FROM DRAINAGE MAINT						
1620999	48500-261 FUND	0	870,438	0	870,438	0	-100.00 %
	CONTR FROM DRAINAGE MAINT						
4010999	48500-261 FUND	464,498	581,891	236,659	0	0	-100.00 %
	CONTR FROM DRAINAGE MAINT						
4610999	48500-261 FUND	0	0	0	581,891	794,657	0.00 %
	CONTR FROM COURTHOUSE						
1010999	48500-264 COMPLEX	100,622	116,266	48,659	116,266	131,088	12.75 %
	CONTR FROM COURTHOUSE						
1270999	48500-264 COMPLEX	0	0	111	0	0	0.00 %
	CONTR FROM COURTHOUSE						
2620999	48500-264 COMPLEX	3,270,283	4,472,673	1,306,167	4,116,814	1,975,859	-55.82 %
2060999	48500-269 CONTR FROM COMB PUBLIC HEALTH	1,983,041	2,029,695	2,029,695	2,676,647	2,793,042	37.61 %
2660999	48500-269 CONTR FROM COMB PUBLIC HEALTH	1,211,501	1,307,176	1,307,176	1,242,483	533,906	-59.16 %
2700999	48500-269 CONTR FROM COMB PUBLIC HEALTH	0	0	0	0	238,462	0.00 %
2710999	48500-269 CONTR FROM COMB PUBLIC HEALTH	891,428	995,291	995,291	963,383	641,890	-35.51 %
1270999	48500-273 CONTR FROM WATER MGMT FD	2,150,625	0	0	0	0	0.00 %
	CONTR FROM PAR,STRT,DRN,BRIDGE						
1260999	48500-275 FD	0	705,696	0	705,696	0	-100.00 %

**LAFAYETTE CONSOLIDATED GOVERNMENT
2024 - 2025 ADOPTED BUDGET
ANNUAL BUDGET FOR REVENUES BY SOURCE**

CODE	REVENUE	ACTUAL	CUR BUDGET	ACTUAL AT	PROJECTED	ADOPTED	ADOPTED VS	
		FY 22-23	FY 23-24	4/30/2024	FY 23-24	FY 24-25	CURRENT	
CONTR FROM PAR,STRT,DRN,BRIDGE								
1270999	48500-275	FD	249,375	0	0	0	0.00 %	
1010999	48500-278	CONTR FROM POLICE & FIRE RE FD	4,399,597	3,536,541	0	3,536,541	2,176,266 -38.46 %	
1050999	48500-296	CONTR FROM BUCHANAN GARAGE	0	0	0	64,247	0 0.00 %	
2150999	48500-352	CONTR FROM 61 S T BOND SINK FD	0	147,361	0	228,110	228,110 54.80 %	
4010999	48500-352	CONTR FROM 61 S T BOND SINK FD	687,599	0	0	0	0 0.00 %	
2150999	48500-353	CONTR FROM 61 S T BOND RES	89,106	74,547	130,417	295,551	295,551 296.46 %	
3520999	48500-353	CONTR FROM 61 S T BOND RES	610,754	0	0	0	0 0.00 %	
2220999	48500-354	CONTR FROM 85 S T BOND SINK FD	0	109,497	0	181,612	181,612 65.86 %	
3550999	48500-354	CONTR FROM 85 S T BOND SINK FD	-537,092	0	0	0	0 0.00 %	
4010999	48500-354	CONTR FROM 85 S T BOND SINK FD	551,028	0	0	0	0 0.00 %	
4850999	48500-354	CONTR FROM 85 S T BOND SINK FD	0	0	0	0	380,831 0.00 %	
2220999	48500-355	CONTR FROM 85 S T BOND RES	79,717	43,029	125,813	209,483	209,483 386.84 %	
3540999	48500-355	CONTR FROM 85 S T BOND RES	537,092	0	0	0	380,831 0.00 %	
1010999	48500-401	CONTR FROM CIP FUND	359,236	477,315	204,835	477,315	0 -100.00 %	
1260999	48500-401	CONTR FROM CIP FUND	19,983	36,669	0	36,669	0 -100.00 %	
1270999	48500-401	CONTR FROM CIP FUND	1	306,056	0	306,056	0 -100.00 %	
1870999	48500-401	CONTR FROM CIP FUND	176,140	1,742,896	1	1,742,896	0 -100.00 %	
1890999	48500-401	CONTR FROM CIP FUND	261,163	723,729	285,084	723,729	0 -100.00 %	
1890999	48500-441	CONTR FROM CITY COMBINED BOND	113,909	3,715,411	49,761	3,715,411	0 -100.00 %	
3530999	48500-441	CONTR FROM CITY COMBINED BOND	0	0	0	639,041	0 0.00 %	
3550999	48500-441	CONTR FROM CITY COMBINED BOND	0	0	0	751,879	0 0.00 %	
1010999	48500-461	CONTR FROM 1961 SALES TAX CAP	0	0	0	0	411,251 0.00 %	
3530999	48500-461	CONTR FROM 1961 SALES TAX CAP	0	0	0	0	51,226 0.00 %	
6050999	48500-502	CONTR FROM UTILITIES O & M	557	18,000	0	18,000	18,000 0.00 %	
6050999	48500-532	CONTR FROM COMM SYSTEMS O & M	0	6,000	0	6,000	6,000 0.00 %	
1280999	48500-550	CONTR FROM ENVIRON SERV FD	4,040	4,360	0	4,360	0 -100.00 %	
1010999	48500-648	CONTR FROM HURRICANE LAURA	19,562	0	0	0	0 0.00 %	
1050999	48500-648	CONTR FROM HURRICANE LAURA	4,890	0	0	0	0 0.00 %	
1010999	48500-652	CONTR FROM HURRICANE IDA	-5,417	0	0	0	0 0.00 %	
1050999	48500-652	CONTR FROM HURRICANE IDA	-1,354	0	0	0	0 0.00 %	
IN LIEU OF TAX			28,932,947	28,600,000	28,858,238	30,458,238	29,450,000	2.97 %
1010999	48510-0	UTILITY SYS IN LIEU OF TAX	25,432,565	25,400,000	27,258,238	27,258,238	27,600,000 8.66 %	
1010999	48511-0	COMM SYS IN LIEU OF TAX	3,500,382	3,200,000	1,600,000	3,200,000	1,850,000 -42.19 %	
OTHER REVENUES			13,236,280	35,254,648	8,089,810	35,932,612	14,450,698	-59.01 %
5020999	46115-0	OTHER ELECTRIC REVENUES	3,068,266	4,800,000	1,454,363	4,800,000	4,800,000 0.00 %	
5320999	46515-0	ADVERTISING SALES	62,803	100,000	50,193	61,179	60,000 -40.00 %	
5020999	46814-0	WATER CONTRIB AID OF CONST	30,188	0	0	30,188	0 0.00 %	
1010999	48525-0	IMPUTED TAX REVENUES	1,130,322	850,000	425,000	850,000	1,000,000 17.65 %	
1050999	49006-0	OIL AND GAS LEASES	522	908	330	522	581 -36.01 %	
1010999	49008-0	LE CENTRE LEASE REVENUES	4,305	10,305	5,153	10,305	10,305 0.00 %	
2030999	49010-0	RPTC-USPS LEASE REVENUES	0	135,156	56,315	135,156	135,156 0.00 %	
2030999	49011-0	RPTC-USPS UTILITIES REIMB	18,412	21,892	10,554	21,294	21,294 -2.73 %	
1010999	49013-0	CLIFTON CHENIER-HEALTH UNIT	337,500	337,500	168,750	337,500	337,500 0.00 %	
1010999	49020-0	CENTRAL PARKS RENTALS	20,446	18,800	11,775	18,800	22,896 21.79 %	
1010999	49021-0	HORSE FARM LEASE	0	1,200	1,200	1,200	1,200 0.00 %	
2030999	49024-0	BENCH/BUS SHELTER FEES	26,075	28,988	14,788	30,388	30,388 4.83 %	
2010999	49025-0	RECREATION CENTER LEASES	21,000	6,000	2,500	16,600	17,000 183.33 %	
2040999	49026-0	PARKING LOT RENTALS	0	196,469	94,255	389,700	221,387 12.68 %	
5020999	49036-0	RENTAL INCOME	3,953	0	3,953	3,953	0 0.00 %	
1010999	49038-0	AOC LEASE REVENUES	0	132,219	66,110	132,219	132,219 0.00 %	
1010999	49039-0	A-MPO LEASE REVENUES	79,860	79,860	39,930	80,392	81,457 2.00 %	
1010999	49040-0	LEASE REVENUE	121,345	0	0	120,639	120,639 0.00 %	
2030999	49040-0	LEASE REVENUE	118,730	0	0	118,730	118,730 0.00 %	

**LAFAYETTE CONSOLIDATED GOVERNMENT
2024 - 2025 ADOPTED BUDGET
ANNUAL BUDGET FOR REVENUES BY SOURCE**

<u>CODE</u>	<u>REVENUE</u>	<u>ACTUAL FY 22-23</u>	<u>CUR BUDGET FY 23-24</u>	<u>ACTUAL AT 4/30/2024</u>	<u>PROJECTED FY 23-24</u>	<u>ADOPTED FY 24-25</u>	<u>ADOPTED VS CURRENT</u>	
2040999	49040-0	LEASE REVENUE	100,427	0	0	100,427	100,427	0.00 %
5020999	49040-0	LEASE REVENUE	186,990	0	0	186,990	0	0.00 %
5320999	49040-0	LEASE REVENUE	70,678	0	0	70,678	0	0.00 %
2630999	49110-0	INSURANCE PROCEEDS	18,124	23,500	7,173	15,759	15,000	-36.17 %
2700999	49110-0	INSURANCE PROCEEDS	7,701	0	0	0	0	0.00 %
5020999	49115-0	GAIN/LOSS ON DISPOSAL OF PROP	-701,139	0	-65,295	-60,864	0	0.00 %
5320999	49115-0	GAIN/LOSS ON DISPOSAL OF PROP	-67,583	0	-1,333	-67,089	0	0.00 %
5500999	49115-0	GAIN/LOSS ON DISPOSAL OF PROP	-459,982	0	0	0	0	0.00 %
7020999	49115-0	GAIN/LOSS ON DISPOSAL OF PROP	564,652	0	1,456,936	6,294	0	0.00 %
1010999	49307-0	CITY COURT DWI PROGRAM ADMIN	25,000	25,000	25,000	25,000	25,000	0.00 %
1010999	49309-0	CITY COURT OF LAFAYETTE	0	0	0	0	138,350	0.00 %
1010999	49310-0	POLICE ATTENDANCE FEES	2,350	3,720	1,508	3,858	3,858	3.71 %
1010999	49312-0	CITY MARSHAL-OVERTIME	3,748	20,600	1,480	20,600	21,012	2.00 %
1280999	49315-0	LAFAYETTE PARISH SCHOOL BOARD	-966	966	966	966	0	-100.00 %
2030999	49315-0	LAFAYETTE PARISH SCHOOL BOARD	16,667	10,000	2,867	1,200	1,200	-88.00 %
2850999	49315-0	LAFAYETTE PARISH SCHOOL BOARD	0	0	0	0	20,000	0.00 %
1010999	49316-0	LAF PARISH SCH BD RESOURCE	673,912	820,673	617,145	674,131	345,683	-57.88 %
1050999	49318-0	POLICE ATTENDANCE FEE-DIST CRT	37,932	38,625	11,551	38,625	38,625	0.00 %
2550999	49320-0	DISTRICT ATTORNEY	679,944	781,114	332,158	781,114	763,607	-2.24 %
2850999	49320-0	DISTRICT ATTORNEY	0	0	0	0	20,000	0.00 %
1050999	49324-0	STATE OF LA	14,570	3,884	0	10,000	20,000	414.93 %
2650999	49324-0	STATE OF LA	252,347	89,651	109,991	120,000	120,000	33.85 %
1260999	49325-0	STATE OF LA-DOTD	0	560,000	0	560,000	0	-100.00 %
1890999	49325-0	STATE OF LA-DOTD	1,500,287	13,479,158	166,722	13,479,158	0	-100.00 %
2600999	49325-0	STATE OF LA-DOTD	41,413	-62,120	10,353	62,120	62,120	-200.00 %
4010999	49325-0	STATE OF LA-DOTD	0	10,950	2,738	0	0	-100.00 %
4850999	49325-0	STATE OF LA-DOTD	0	0	0	10,950	0	0.00 %
2650999	49326-0	LA PARISHES	32,478	77,545	83,266	90,000	90,000	16.06 %
5020999	49338-0	CONTR FROM OTHER ENTITIES	616,920	0	0	0	0	0.00 %
5320999	49338-0	CONTR FROM OTHER ENTITIES	87,379	0	0	87,379	0	0.00 %
5500999	49338-0	CONTR FROM OTHER ENTITIES	19,937	3,392	0	3,392	0	-100.00 %
1050999	49340-0	CONTR FR ALL ENTITIES ASSESSOR	238,438	273,997	119,440	273,997	210,836	-23.05 %
2600999	49346-0	CONTR FROM DDA	0	40,201	0	40,201	44,239	10.04 %
1010999	49350-0	FEMA REIMBURSEMENT	-36,904	0	0	0	0	0.00 %
5320999	49350-0	FEMA REIMBURSEMENT	-23,160	0	0	-23,160	0	0.00 %
1050999	49360-0	CITY OF BROUSSARD	565	12,670	0	0	0	-100.00 %
2030999	49361-0	CITY OF CARENCRO	109,188	210,700	67,800	210,700	200,000	-5.08 %
1260999	49362-0	CITY OF SCOTT	0	240,000	240,000	240,000	0	-100.00 %
1050999	49363-0	CITY OF YOUNGSVILLE	565	12,670	0	0	0	-100.00 %
5320999	49365-0	NTIA-EVANGELINE CONTR IN-KIND	0	510,000	0	510,000	0	-100.00 %
5320999	49366-0	EDA-JENNINGS GRANT CONTR	0	617,500	0	617,500	0	-100.00 %
5320999	49367-0	GUMBO-VERMILLION GRANT CONTR	0	2,220,905	0	2,220,905	0	-100.00 %
5320999	49368-0	GUMBO-ACADIA GRANT CONTR	0	1,638,604	0	1,638,604	0	-100.00 %
5320999	49369-0	GUMBO-IBERIA GRANT CONTR	0	264,829	0	264,829	0	-100.00 %
2600999	49376-0	GEAUX MOW SERVICES-CARENCRO	0	0	0	0	20,000	0.00 %
1870999	49381-0	UNIVERSITY OF LA AT LAFAYETTE	21,147	0	-44	0	0	0.00 %
2020999	49381-0	UNIVERSITY OF LA AT LAFAYETTE	0	34,500	18,072	34,500	34,500	0.00 %
2030999	49381-0	UNIVERSITY OF LA AT LAFAYETTE	35,400	35,400	5,900	35,400	35,400	0.00 %
2850999	49382-0	CLERK OF COURT-LAF PARISH	0	0	0	0	20,000	0.00 %
5320999	49385-0	GUMBO-EVANGELINE GRANT CONTR	0	53,800	0	53,800	0	-100.00 %
2850999	49386-0	15TH JUDICIAL DISTRICT COURT	0	0	0	0	20,000	0.00 %
2850999	49387-0	LAF PARISH SHERIFF'S OFFICE	0	0	0	0	20,000	0.00 %
2850999	49388-0	LAF PAR PUBLIC DEFENDER'S OFF	0	0	0	0	20,000	0.00 %
1260999	49600-0	CONTR FROM PROPERTY OWNERS	325	1,071,854	1,400	1,071,854	0	-100.00 %
1630999	49600-0	CONTR FROM PROPERTY OWNERS	26,705	19,295	19,295	19,295	0	-100.00 %

**LAFAYETTE CONSOLIDATED GOVERNMENT
2024 - 2025 ADOPTED BUDGET
ANNUAL BUDGET FOR REVENUES BY SOURCE**

CODE	REVENUE	ACTUAL	CUR BUDGET	ACTUAL AT	PROJECTED	ADOPTED	ADOPTED VS
		FY 22-23	FY 23-24	4/30/2024	FY 23-24	FY 24-25	CURRENT
2060999	49602-0	DONATIONS	15,353	16,877	7,282	14,189	0 -100.00 %
1010999	49603-0	DONATIONS-KIDS HEART COPS	600	0	0	0	0 0.00 %
1280999	49604-0	ASPCA-NATIONAL SHELTER GRANT COMMUNITY FOUNDATN OF	0	135,965	135,965	135,965	0 -100.00 %
1280999	49607-0	ACADIANA COMMUNITY FOUNDATN OF	966	8,043	-15,856	8,043	0 -100.00 %
4010999	49607-0	ACADIANA	0	-1	0	0	0 -100.00 %
1010999	49611-0	LAF CHRISTIAN ACADEMY-SRO	57,233	57,233	28,617	57,233	0 -100.00 %
2990999	49614-0	CONTRACTOR REIMB OVERTIME	50	3,121	100	100	3,183 1.99 %
6070999	49618-0	EMPLOYEE CONTRIBUTIONS	3,807,399	4,594,420	1,768,197	4,594,420	4,518,006 -1.66 %
1010999	49619-0	TEURLINGS CATH HIGH SCHOOL-SRO	70,307	81,841	42,184	72,730	0 -100.00 %
5500999	49620-0	VENDOR WASTE CONTRACT-HHW	150	250,000	250,000	250,000	250,000 0.00 %
5500999	49621-0	CONTR WASTE VENDOR-COMP FAC	60,000	50,000	50,000	50,000	50,000 0.00 %
5500999	49623-0	WASTE VENDOR EDU REV	13,750	26,250	26,250	26,250	25,000 -4.76 %
2630999	49630-0	OTHER-FRIENDS OF LIBRARY	28,331	27,950	27,950	27,950	27,950 0.00 %
2630999	49632-0	OTHER-LIBRARY FOUNDATION	28,350	19,750	19,750	19,750	19,750 0.00 %
1280999	49633-0	OTHER GRANTS REVENUE	12,183	78,623	68,739	50,623	0 -100.00 %
2630999	49635-0	OTHER-LK & SHIRL ADAMSON FOUND	0	0	0	0	35,000 0.00 %
1010999	49642-0	OTHER-FAM FRIENDLY MARDI GRAS	84	0	0	0	0 0.00 %
1280999	49650-0	OTHER-PRIVATE CONTR & DONATION	804	2,696	2,696	0	0 -100.00 %
2630999	49650-0	OTHER-PRIVATE CONTR & DONATION	938	39,000	37,678	37,481	1,200 -96.92 %
MISCELLANEOUS REVENUES			17,810,898	64,905,720	6,297,679	65,526,670	18,938,448 -70.82 %
2700999	49377-0	OCHSNER LAFAYETTE GENERAL REV	0	0	0	0	95,934 0.00 %
2700999	49378-0	OUR LADY OF LOURDES REV	0	0	0	0	95,934 0.00 %
2700999	49379-0	CRIME VICTIMS REPARATNS BD REV	0	0	0	0	45,000 0.00 %
1010999	49800-0	MISCELLANEOUS REVENUES	131,507	26,684	53,430	42,737	42,737 60.16 %
1050999	49800-0	MISCELLANEOUS REVENUES	5,511	0	67,185	67,185	0 0.00 %
2010999	49800-0	MISCELLANEOUS REVENUES	281	0	1	0	0 0.00 %
2030999	49800-0	MISCELLANEOUS REVENUES	215	0	0	0	0 0.00 %
2050999	49800-0	MISCELLANEOUS REVENUES	9,616	0	479	299	0 0.00 %
2060999	49800-0	MISCELLANEOUS REVENUES	199	0	191	135	0 0.00 %
2090999	49800-0	MISCELLANEOUS REVENUES	9,600	0	4,800	3,200	0 0.00 %
2610999	49800-0	MISCELLANEOUS REVENUES	462	0	0	0	0 0.00 %
2630999	49800-0	MISCELLANEOUS REVENUES	7,338	0	2,590	2,113	0 0.00 %
2650999	49800-0	MISCELLANEOUS REVENUES	8,415	0	83	83	0 0.00 %
2970999	49800-0	MISCELLANEOUS REVENUES	19	0	59	11	0 0.00 %
2990999	49800-0	MISCELLANEOUS REVENUES	133	0	0	0	0 0.00 %
4010999	49800-0	MISCELLANEOUS REVENUES	0	0	50	0	0 0.00 %
5020999	49800-0	MISCELLANEOUS REVENUES	825	0	0	0	0 0.00 %
5500999	49800-0	MISCELLANEOUS REVENUES	550,276	0	0	0	0 0.00 %
6070999	49800-0	MISCELLANEOUS REVENUES	5	0	6	6	0 0.00 %
6140999	49800-0	MISCELLANEOUS REVENUES	0	0	250	0	0 0.00 %
7020999	49800-0	MISCELLANEOUS REVENUES	9,295	0	1,546	1,042	0 0.00 %
1010999	49801-0	MISC REV-PY ADJUSTMENT	3,570	0	1,069	1,069	0 0.00 %
1050999	49801-0	MISC REV-PY ADJUSTMENT	0	0	70	0	0 0.00 %
1620999	49801-0	MISC REV-PY ADJUSTMENT	0	0	106	0	0 0.00 %
2010999	49801-0	MISC REV-PY ADJUSTMENT	265	0	5	0	0 0.00 %
2040999	49801-0	MISC REV-PY ADJUSTMENT	48	0	0	0	0 0.00 %
2610999	49801-0	MISC REV-PY ADJUSTMENT	31	0	0	0	0 0.00 %
2630999	49801-0	MISC REV-PY ADJUSTMENT	89	0	0	0	0 0.00 %
2750999	49801-0	MISC REV-PY ADJUSTMENT	100	0	0	0	0 0.00 %
2970999	49801-0	MISC REV-PY ADJUSTMENT	0	0	30	0	0 0.00 %
2990999	49801-0	MISC REV-PY ADJUSTMENT	0	0	107	107	0 0.00 %
5020999	49801-0	MISC REV-PY ADJUSTMENT	-15,819	0	-388	-448	0 0.00 %
5320999	49801-0	MISC REV-PY ADJUSTMENT	1,085	0	-62	-62	0 0.00 %

**LAFAYETTE CONSOLIDATED GOVERNMENT
2024 - 2025 ADOPTED BUDGET
ANNUAL BUDGET FOR REVENUES BY SOURCE**

CODE	REVENUE	ACTUAL	CUR BUDGET	ACTUAL AT	PROJECTED	ADOPTED	ADOPTED VS	
		FY 22-23	FY 23-24	4/30/2024	FY 23-24	FY 24-25	CURRENT	
5500999	49801-0	MISC REV-PY ADJUSTMENT	0	0	8,047	8,047	0	0.00 %
6070999	49801-0	MISC REV-PY ADJUSTMENT	3,250	0	0	0	0	0.00 %
7020999	49801-0	MISC REV-PY ADJUSTMENT	2,468	0	8,244	8,244	0	0.00 %
1630999	49805-0	MISC REV-PROGRAM INCOME	338	0	0	0	0	0.00 %
1010999	49810-0	CASH SHORT/OVER	-33	0	888	875	0	0.00 %
2010999	49810-0	CASH SHORT/OVER	-2	0	-5	0	0	0.00 %
2030999	49810-0	CASH SHORT/OVER	890	0	294	216	0	0.00 %
2040999	49810-0	CASH SHORT/OVER	0	0	74	95	0	0.00 %
2060999	49810-0	CASH SHORT/OVER	0	0	-2	-2	0	0.00 %
2630999	49810-0	CASH SHORT/OVER	10	0	9	7	0	0.00 %
2650999	49810-0	CASH SHORT/OVER	0	0	23,372	0	0	0.00 %
2960999	49810-0	CASH SHORT/OVER	34	0	0	1	0	0.00 %
2970999	49810-0	CASH SHORT/OVER	1,010	0	2,973	906	0	0.00 %
2990999	49810-0	CASH SHORT/OVER	-519	0	-359	-378	0	0.00 %
5020999	49810-0	CASH SHORT/OVER	0	0	4	0	0	0.00 %
5500999	49810-0	CASH SHORT/OVER	3	0	0	0	0	0.00 %
2010999	49820-0	SALES TAX DISCOUNT	244	217	106	59	0	-100.00 %
2040999	49820-0	SALES TAX DISCOUNT	42	0	6	0	0	0.00 %
2970999	49820-0	SALES TAX DISCOUNT	402	0	178	118	0	0.00 %
5510999	49821-0	FUEL TAX DISCOUNT	86	90	19	12	0	-100.00 %
1010999	49830-0	SALE OF TRAFFIC ACCID REPORTS	59,964	68,381	24,732	55,029	55,029	-19.53 %
1010999	49835-0	NSF CHARGES	279	536	450	378	378	-29.48 %
2010999	49835-0	NSF CHARGES	0	24	0	0	0	-100.00 %
2990999	49835-0	NSF CHARGES	125	25	50	175	0	-100.00 %
5020999	49840-0	BILLING FOR SERVICES	1,387,743	1,700,000	555,475	1,226,090	1,700,000	0.00 %
5320999	49840-0	BILLING FOR SERVICES	6,726	0	50,860	51,736	0	0.00 %
5510999	49840-0	BILLING FOR SERVICES	281,829	324,978	84,815	159,568	159,568	-50.90 %
7020999	49840-0	BILLING FOR SERVICES	9,602,914	9,280,831	4,320,314	9,426,391	9,426,391	1.57 %
2630999	49855-0	XEROX COPY REVENUES	10,811	11,700	5,243	10,770	10,770	-7.95 %
2700999	49855-0	XEROX COPY REVENUES	975	850	775	1,275	1,275	50.00 %
2620999	49860-0	INMATE MEDICAL CO-PAY REIMB	18,875	22,213	5,775	19,333	19,333	-12.97 %
2010999	49865-0	VENDING MACHINES COMMISSIONS	4,282	3,200	1,745	4,235	4,235	32.34 %
2500999	49878-0	OPIOID SETTLEMENTS	1,402,319	0	785,164	785,164	785,164	0.00 %
1010999	49879-0	SUBROGATION	236	0	114	350	0	0.00 %
6140999	49879-0	SUBROGATION	0	40,000	0	40,000	40,000	0.00 %
6140999	49880-0	SUBROGATION-WORKERS COMP	1,270	0	0	0	0	0.00 %
6140999	49882-0	SUBROGATION-FIRE/EXT COVERAGE	204,118	0	26,420	10,219	0	0.00 %
6140999	49884-0	SUBROGATION-GENERAL LIABILITY	20,272	0	0	0	0	0.00 %
6140999	49886-0	SUBROGATION-FLEET COLLISION	285,340	0	112,916	63,282	0	0.00 %
6140999	49887-0	SUBROGATION-AUTO LIABILITY	100	0	0	0	0	0.00 %
6070999	49888-0	SUBROGATION-MEDICAL	0	30,000	0	30,000	30,000	0.00 %
6070999	49895-0	STOP LOSS RECOVERY	2,068,407	0	107,357	101,712	0	0.00 %
6070999	49897-0	PRESCRIPTION REBATES	0	0	0	0	4,423,069	0.00 %
1010999	49900-0	AUCTION PROCEEDS	3,554	0	0	0	0	0.00 %
1050999	49900-0	AUCTION PROCEEDS	877	0	0	0	0	0.00 %
2060999	49900-0	AUCTION PROCEEDS	2,249	0	0	0	0	0.00 %
2600999	49900-0	AUCTION PROCEEDS	21,235	0	0	0	0	0.00 %
2610999	49900-0	AUCTION PROCEEDS	32,393	0	0	0	0	0.00 %
2650999	49900-0	AUCTION PROCEEDS	900	0	0	0	0	0.00 %
4010999	49900-0	AUCTION PROCEEDS	169,261	0	0	0	0	0.00 %
5500999	49900-0	AUCTION PROCEEDS	4,219	0	0	0	0	0.00 %
7020999	49900-0	AUCTION PROCEEDS	2,744	0	0	0	0	0.00 %
1010999	49902-0	AUCTION PROCEEDS-ON-LINE	2,421	1,370	1,417	1,417	0	-100.00 %
1050999	49902-0	AUCTION PROCEEDS-ON-LINE	234	0	0	0	0	0.00 %
2060999	49902-0	AUCTION PROCEEDS-ON-LINE	1	0	0	0	0	0.00 %

**LAFAYETTE CONSOLIDATED GOVERNMENT
2024 - 2025 ADOPTED BUDGET
ANNUAL BUDGET FOR REVENUES BY SOURCE**

CODE	REVENUE	ACTUAL	CUR BUDGET	ACTUAL AT	PROJECTED	ADOPTED	ADOPTED VS
		FY 22-23	FY 23-24	4/30/2024	FY 23-24	FY 24-25	CURRENT
2600999	49902-0	2	0	0	0	0	0.00 %
2610999	49902-0	35,011	0	0	0	0	0.00 %
2620999	49902-0	568	0	0	0	0	0.00 %
2630999	49902-0	50	0	0	0	0	0.00 %
2650999	49902-0	25	0	0	0	0	0.00 %
4010999	49902-0	34,571	0	0	0	0	0.00 %
5500999	49902-0	68,022	0	0	0	0	0.00 %
7020999	49902-0	44	0	0	0	0	0.00 %
2630999	49910-0	47,211	45,000	21,194	45,000	45,000	0.00 %
1010999	49948-0	585,756	77,949	0	77,949	77,949	0.00 %
2600999	49948-0	0	17,417	0	17,417	0	-100.00 %
2630999	49948-0	0	829,862	0	829,862	0	-100.00 %
5020999	49950-2301	0	50,000,000	0	50,000,000	0	-100.00 %
5020999	49951-2301	0	616,045	0	616,045	0	-100.00 %
5020999	49960-0	0	1,808,348	0	1,808,348	1,880,682	4.00 %
5020999	49962-0	711,467	0	16,809	8,422	0	0.00 %
5320999	49962-0	209	0	599	826	0	0.00 %
LUS/LPPA/COMM A&G		4,421,711	4,572,605	2,655,762	4,958,712	5,543,446	21.23 %
1010999	49302-0	3,226,768	3,091,579	1,546,998	3,459,811	3,480,713	12.59 %
1050999	49302-0	405,847	548,421	273,000	615,701	618,311	12.74 %
1010999	49304-0	48,676	90,678	0	95,197	90,678	0.00 %
1050999	49304-0	674	927	0	927	927	0.00 %
5020999	49305-0	0	0	500,000	0	515,000	0.00 %
1010999	49306-0	528,761	490,000	263,969	577,143	486,817	-0.65 %
5020999	49306-0	210,985	351,000	71,795	209,933	351,000	0.00 %
GRAND TOTAL REVENUES		792,003,014	934,818,587	383,527,791	900,597,901	746,588,529	-20.14 %

SCHEDULE OF REVENUES BY FUND



**LAFAYETTE CONSOLIDATED GOVERNMENT
2024 - 2025 ADOPTED BUDGET**

ANNUAL BUDGET FOR REVENUES BY FUND

<u>CODE</u>	<u>REVENUE</u>	<u>ACTUAL FY 22-23</u>	<u>CUR BUDGET FY 23-24</u>	<u>ACTUAL AT 4/30/2024</u>	<u>PROJECTED FY 23-24</u>	<u>ADOPTED FY 24-25</u>	<u>ADOPTED VS CURRENT</u>
FUND 101	GENERAL FUND - CITY	121,204,280	118,650,910	80,929,963	123,674,243	122,086,158	2.90 %
GENERAL PROPERTY TAXES		24,819,846	25,337,915	26,004,360	26,004,360	26,528,796	4.70 %
1010999	40000-0 GEN ALIMONY MILLAGE-CITY	9,400,686	9,590,519	9,842,721	9,842,721	10,041,273	4.70 %
1010999	40004-0 PUBLIC BLDG MAINT MILLAGE	1,873,306	1,911,338	1,961,603	1,961,603	2,001,171	4.70 %
1010999	40006-0 PUB SAFETY-POL/FIRE MILLAGE	5,266,124	5,378,810	5,520,260	5,520,260	5,631,614	4.70 %
1010999	40008-0 PUB SAFETY-POL SAL MILLAGE	4,968,106	5,074,349	5,207,844	5,207,844	5,312,843	4.70 %
1010999	40010-0 PUB SAFETY-FIRE SAL MILLAGE	3,311,624	3,382,899	3,471,932	3,471,932	3,541,895	4.70 %
GENERAL SALES AND USE TAXES		36,558,646	35,740,075	15,010,408	36,389,790	36,389,790	1.82 %
1010999	40205-1961 SALES TAX REVENUES-CITY-1961	20,163,733	19,515,873	8,272,347	20,020,000	20,020,000	2.58 %
1010999	40205-1985 SALES TAX REVENUES-CITY-1985	16,394,913	16,224,202	6,738,061	16,369,790	16,369,790	0.90 %
OTHER TAXES		2,216,363	2,393,309	1,051,996	2,247,284	2,247,284	-6.10 %
1010999	40300-0 GAS FRANCHISE TAX	1,189,829	1,345,675	762,786	1,189,829	1,189,829	-11.58 %
1010999	40305-0 T V CABLE FRANCHISE TAX	852,628	875,000	211,658	850,000	850,000	-2.86 %
1010999	40310-0 TELECOMM FRANCHISE TAX	41,843	7,310	3,896	42,131	42,131	476.35 %
1010999	40400-0 PENALTIES	132,063	165,324	73,656	165,324	165,324	0.00 %
LICENSES AND PERMITS		2,829,629	2,906,458	1,611,883	2,933,069	2,938,294	1.10 %
1010999	41000-0 OCCUPATIONAL LICENSE-OTHER	41,795	33,695	23,051	33,695	38,920	15.51 %
1010999	41005-0 OCCUPATIONAL LICENSE-INS COS	2,175,139	2,264,887	1,231,757	2,264,887	2,264,887	0.00 %
1010999	41010-0 LIQUOR AND BEER PERMITS	313,618	306,367	121,771	316,051	316,051	3.16 %
1010999	41015-0 BEVERAGE DISPENSING PERMITS	134,595	127,320	73,935	144,475	144,475	13.47 %
1010999	41025-0 CHAIN STORE PERMITS	153,397	162,366	155,284	162,366	162,366	0.00 %
1010999	41030-0 VEH FOR HIRE REGISTRATION FEE	1,240	920	360	920	920	0.00 %
1010999	41035-0 VEH FOR HIRE OPER'S PERMIT FEE	180	130	60	130	130	0.00 %
1010999	41040-0 PLACE & ASSEMBLY PERMITS	4,810	4,875	2,880	5,615	5,615	15.18 %
1010999	41500-0 BICYCLE REGISTRATION FEES	5	98	5	5	5	-94.90 %
1010999	41505-0 VEH FOR HIRE DRIVER'S LICENSE	780	780	340	620	620	-20.51 %
1010999	41515-0 SOUND VARIANCE FEES	4,070	5,020	2,440	4,305	4,305	-14.24 %
INTERGOVERNMENTAL REVENUES		1,093,936	1,257,488	64,448	1,221,409	1,221,409	-2.87 %
1010999	42200-0 LAFAYETTE HOUSING AUTHORITY	67,487	95,807	0	67,487	67,487	-29.56 %
1010999	42505-0 BEER TAX REVENUES	147,894	138,844	64,448	131,085	131,085	-5.59 %
1010999	42510-0 FIRE INSURANCE REBATE	878,555	1,022,837	0	1,022,837	1,022,837	0.00 %
CHARGES FOR SERVICES		4,102,226	4,540,014	519,018	4,499,072	4,585,729	1.01 %
1010999	43006-0 EXPUNGEMENT FEES	450	500	100	500	500	0.00 %
1010999	43007-0 SMD-APPLICATION FEE	0	500	0	500	500	0.00 %
1010999	43034-0 MONITORING FEES-CITY COURT	23,450	10,750	9,400	24,200	24,200	125.12 %
1010999	43150-203 ADMIN FEES-TRANSIT FUND	413,256	415,000	0	402,758	415,000	0.00 %
1010999	43150-206 ADMIN FEES-ANIMAL CNTRL FD ADMIN FEES-CITY STREET, ROAD & ALLEY FUND	350,698	414,302	245,000	414,302	422,711	2.03 %
1010999	43150-259 ADMIN FEES-ROAD & BRIDGE MAINT	42,163	153,884	0	55,937	59,180	-61.54 %
1010999	43150-260 ADMIN FEES-DRAINAGE MAINT FUND	221,893	212,224	0	212,224	219,810	3.57 %
1010999	43150-261 ADMIN FEES-LIBRARY FUND	345,384	329,751	0	329,751	338,169	2.55 %
1010999	43150-263 ADMIN FEES-COURTHOUSE COMPLEX	383,283	365,935	0	451,702	451,653	23.42 %
1010999	43150-264 ADMIN FEES-JUVENILE DETENTION	57,568	50,731	0	47,055	50,725	-0.01 %
1010999	43150-265 ADMIN FEES-PUBLIC HEALTH UNIT	253,926	245,199	0	298,053	300,125	22.40 %
1010999	43150-266 ADMIN FEES-CORONER FUND	58,643	59,186	0	69,653	71,861	21.42 %
1010999	43150-270 ADMIN FEES-MOSQUITO ABATEMENT	36,734	35,071	0	35,071	42,271	20.53 %
1010999	43150-271 ADMIN FEES-PARISHWIDE FIRE PROT FD	8,641	8,455	0	9,367	12,681	49.98 %
1010999	43150-279 ADMIN FEES-BUCHANAN GARAGE FD	13,085	12,683	0	8,683	12,681	-0.02 %
1010999	43150-296 ADMIN FEES-PARKING PROGRAM FD	11,297	67,641	0	13,188	16,908	-75.00 %
1010999	43150-297 ADMIN FEES-PARKING PROGRAM FD	158,572	152,193	0	152,193	152,176	-0.01 %

**LAFAYETTE CONSOLIDATED GOVERNMENT
2024 - 2025 ADOPTED BUDGET**

ANNUAL BUDGET FOR REVENUES BY FUND

CODE	REVENUE	ACTUAL	CUR BUDGET	ACTUAL AT	PROJECTED	ADOPTED	ADOPTED VS	
		FY 22-23	FY 23-24	4/30/2024	FY 23-24	FY 24-25	CURRENT	
1010999	43150-299	ADMIN FEES-CODES & PERMITS FD	123,984	118,372	0	118,372	118,359	-0.01 %
1010999	43150-400	ADMIN FEES-BOND FUNDS	206,241	206,000	0	76,477	0	-100.00 %
1010999	43150-401	ADMIN FEES-CIP FUND	158,263	156,420	0	189,733	0	-100.00 %
1010999	43150-461	ADMIN FEES-1961 SALES TAX CAP	0	0	0	0	104,807	0.00 %
1010999	43150-485	ADMIN FEES-1985 SALES TAX CAP	0	0	0	0	89,640	0.00 %
1010999	43150-550	ADMIN FEES-ENVIRON SRVS FD	398,909	384,709	0	458,025	464,982	20.87 %
1010999	43150-607	ADMIN FEES-GROUP INSURANCE FD	367,524	380,482	0	380,482	422,711	11.10 %
1010999	43200-0	FIRE SERVICE CHARGES	10,000	123,032	8,750	123,032	132,692	7.85 %
1010999	43203-0	CITY MARSHAL CHARGES	45,000	46,451	23,226	46,451	47,381	2.00 %
1010999	43204-0	CITY COURT JUDGES CHARGES	77,689	75,402	37,701	75,402	79,096	4.90 %
1010999	43205-0	FALSE ALARM FEES	36,522	42,950	31,412	51,686	51,686	20.34 %
1010999	43206-0	CITY MARSHAL REIMBURSEMENT-SRO	68,312	113,706	23,991	146,436	134,278	18.09 %
1010999	43209-0	BREATHALYZER FEES	15,425	19,000	7,500	18,500	18,500	-2.63 %
1010999	43210-0	SWAT TRAINING FEES	5,550	5,550	1,800	1,800	1,800	-67.57 %
1010999	43272-0	FIRE WATCH OVERTIME REIMB	0	55,000	24,585	20,735	61,842	12.44 %
1010999	43400-0	TRAFFIC SIGNAL MAINT-LADOTD	203,312	259,904	102,005	259,904	259,904	0.00 %
1010999	43401-0	TRAFFIC SIGNAL MAINT-SCOTT	5,840	6,288	2,696	6,288	6,288	0.00 %
1010999	43405-0	SIGNAGE-SUBDIVISION DEV	612	12,743	852	612	612	-95.20 %
FINES AND FORFEITS			1,109,318	1,916,729	507,778	1,108,951	1,108,951	-42.14 %
1010999	44000-0	CITY COURT FINES	900,393	822,930	409,506	891,869	891,869	8.38 %
1010999	44001-0	CITY COURT CIVIL FEES	159,745	1,072,001	72,592	162,894	162,894	-84.80 %
1010999	44010-0	BOND & FEE FORFEITURE-CITY CRT	21,615	3,678	2,750	18,313	18,313	397.91 %
1010999	44300-0	ALCOHOL BEVERAGE FINES	27,565	18,120	22,930	35,875	35,875	97.99 %
INTEREST EARNINGS			3,794,161	1,165,719	1,822,237	3,392,186	3,392,186	191.00 %
1010999	47000-0	INTEREST ON INVESTMENTS	2,813,172	1,018,738	1,822,237	3,373,021	3,373,021	231.10 %
1010999	47045-0	INTEREST REVENUE ON LEASES	19,130	146,981	0	19,165	19,165	-86.96 %
1010999	47050-0	FMV-ADJ TO INVESTMENT	961,859	0	0	0	0	0.00 %
INTERNAL TRANSFERS			8,665,641	8,507,075	2,152,678	8,703,322	7,749,299	-8.91 %
1010999	48500-105	CONTR FROM PARISH GENERAL FUND	3,321,139	3,739,216	1,652,385	3,739,216	4,178,264	11.74 %
1010999	48500-204	CONTR FROM HPACC FUND	0	0	0	195,728	67,096	0.00 %
1010999	48500-207	CONTR FROM TRAFFIC SAFETY FUND	0	0	0	519	0	0.00 %
1010999	48500-260	CONTR FROM ROAD & BRIDGE MAINT CONTR FROM COURTHOUSE	470,902	637,737	246,799	637,737	785,334	23.14 %
1010999	48500-264	COMPLEX	100,622	116,266	48,659	116,266	131,088	12.75 %
1010999	48500-278	CONTR FROM POLICE & FIRE RE FD	4,399,597	3,536,541	0	3,536,541	2,176,266	-38.46 %
1010999	48500-401	CONTR FROM CIP FUND	359,236	477,315	204,835	477,315	0	-100.00 %
1010999	48500-461	CONTR FROM 1961 SALES TAX CAP	0	0	0	0	411,251	0.00 %
1010999	48500-648	CONTR FROM HURRICANE LAURA	19,562	0	0	0	0	0.00 %
1010999	48500-652	CONTR FROM HURRICANE IDA	-5,417	0	0	0	0	0.00 %
IN LIEU OF TAX			28,932,947	28,600,000	28,858,238	30,458,238	29,450,000	2.97 %
1010999	48510-0	UTILITY SYS IN LIEU OF TAX	25,432,565	25,400,000	27,258,238	27,258,238	27,600,000	8.66 %
1010999	48511-0	COMM SYS IN LIEU OF TAX	3,500,382	3,200,000	1,600,000	3,200,000	1,850,000	-42.19 %
OTHER REVENUES			2,490,108	2,438,951	1,433,852	2,404,607	2,240,119	-8.15 %
1010999	48525-0	IMPUTED TAX REVENUES	1,130,322	850,000	425,000	850,000	1,000,000	17.65 %
1010999	49008-0	LE CENTRE LEASE REVENUES	4,305	10,305	5,153	10,305	10,305	0.00 %
1010999	49013-0	CLIFTON CHENIER-HEALTH UNIT	337,500	337,500	168,750	337,500	337,500	0.00 %
1010999	49020-0	CENTRAL PARKS RENTALS	20,446	18,800	11,775	18,800	22,896	21.79 %
1010999	49021-0	HORSE FARM LEASE	0	1,200	1,200	1,200	1,200	0.00 %
1010999	49038-0	AOC LEASE REVENUES	0	132,219	66,110	132,219	132,219	0.00 %
1010999	49039-0	A-MPO LEASE REVENUES	79,860	79,860	39,930	80,392	81,457	2.00 %
1010999	49040-0	LEASE REVENUE	121,345	0	0	120,639	120,639	0.00 %
1010999	49307-0	CITY COURT DWI PROGRAM ADMIN	25,000	25,000	25,000	25,000	25,000	0.00 %

**LAFAYETTE CONSOLIDATED GOVERNMENT
2024 - 2025 ADOPTED BUDGET**

ANNUAL BUDGET FOR REVENUES BY FUND

<u>CODE</u>		<u>REVENUE</u>	<u>ACTUAL FY 22-23</u>	<u>CUR BUDGET FY 23-24</u>	<u>ACTUAL AT 4/30/2024</u>	<u>PROJECTED FY 23-24</u>	<u>ADOPTED FY 24-25</u>	<u>ADOPTED VS CURRENT</u>
1010999	49309-0	CITY COURT OF LAFAYETTE	0	0	0	0	138,350	0.00 %
1010999	49310-0	POLICE ATTENDANCE FEES	2,350	3,720	1,508	3,858	3,858	3.71 %
1010999	49312-0	CITY MARSHAL-OVERTIME	3,748	20,600	1,480	20,600	21,012	2.00 %
1010999	49316-0	LAF PARISH SCH BD RESOURCE	673,912	820,673	617,145	674,131	345,683	-57.88 %
1010999	49350-0	FEMA REIMBURSEMENT	-36,904	0	0	0	0	0.00 %
1010999	49603-0	DONATIONS-KIDS HEART COPS	600	0	0	0	0	0.00 %
1010999	49611-0	LAF CHRISTIAN ACADEMY-SRO	57,233	57,233	28,617	57,233	0	-100.00 %
1010999	49619-0	TEURLINGS CATH HIGH SCHOOL-SRO	70,307	81,841	42,184	72,730	0	-100.00 %
1010999	49642-0	OTHER-FAM FRIENDLY MARDI GRAS	84	0	0	0	0	0.00 %
MISCELLANEOUS REVENUES			787,254	174,920	82,100	179,804	176,093	0.67 %
1010999	49800-0	MISCELLANEOUS REVENUES	131,507	26,684	53,430	42,737	42,737	60.16 %
1010999	49801-0	MISC REV-PY ADJUSTMENT	3,570	0	1,069	1,069	0	0.00 %
1010999	49810-0	CASH SHORT/OVER	-33	0	888	875	0	0.00 %
1010999	49830-0	SALE OF TRAFFIC ACCID REPORTS	59,964	68,381	24,732	55,029	55,029	-19.53 %
1010999	49835-0	NSF CHARGES	279	536	450	378	378	-29.48 %
1010999	49879-0	SUBROGATION	236	0	114	350	0	0.00 %
1010999	49900-0	AUCTION PROCEEDS	3,554	0	0	0	0	0.00 %
1010999	49902-0	AUCTION PROCEEDS-ON-LINE	2,421	1,370	1,417	1,417	0	-100.00 %
1010999	49948-0	OTHER FINANCING SOURCE-LEASE	585,756	77,949	0	77,949	77,949	0.00 %
LUS/LPPA/COMM A&G			3,804,205	3,672,257	1,810,967	4,132,151	4,058,208	10.51 %
1010999	49302-0	UTILITY SYS CONTR ON EXPENSES	3,226,768	3,091,579	1,546,998	3,459,811	3,480,713	12.59 %
1010999	49304-0	LPPA CONTR ON EXPENSES	48,676	90,678	0	95,197	90,678	0.00 %
1010999	49306-0	CMCN SYSTEMS CONTR ON EXPENSES	528,761	490,000	263,969	577,143	486,817	-0.65 %
FUND 105 GENERAL FUND - PARISH			17,627,218	17,282,463	9,590,825	18,052,782	18,339,924	6.12 %
GENERAL PROPERTY TAXES			4,540,810	4,552,783	4,820,767	4,821,467	4,807,598	5.60 %
1050999	40012-0	GEN ALIMONY MILLAGE-PARISH	4,540,158	4,550,269	4,820,767	4,820,767	4,805,084	5.60 %
1050999	40100-0	AD VALOREM TAXES-PY	652	2,514	0	700	2,514	0.00 %
GENERAL SALES AND USE TAXES			6,990,643	6,900,000	2,956,066	6,990,643	7,000,000	1.45 %
1050999	40200-0	SALES TAX-1% PARISHWIDE	6,990,643	6,900,000	2,956,066	6,990,643	7,000,000	1.45 %
OTHER TAXES			1,984,109	2,270,770	89,998	1,974,579	2,428,582	6.95 %
1050999	40305-0	T V CABLE FRANCHISE TAX	402,420	450,000	82,039	400,000	400,000	-11.11 %
1050999	40310-0	TELECOMM FRANCHISE TAX	16,590	9,586	4,819	16,590	16,590	73.06 %
1050999	40315-0	2% FIRE INSURANCE PREMIUM	1,549,289	1,802,484	0	1,549,289	2,003,292	11.14 %
1050999	40450-0	INT ON AD VALOREM TAXES-CY	14,249	6,700	3,140	6,700	6,700	0.00 %
1050999	40460-0	INT ON AD VALOREM TAXES-PY	1,561	2,000	0	2,000	2,000	0.00 %
LICENSES AND PERMITS			569,871	524,796	273,521	522,995	522,655	-0.41 %
1050999	41005-0	OCCUPATIONAL LICENSE-INS COS	545,273	500,000	258,054	500,000	500,000	0.00 %
1050999	41050-0	BUSINESS OCCUPATIONAL LICENSE	340	0	85	340	0	0.00 %
1050999	41060-0	LIQUOR & BEER PERMITS	24,258	24,796	15,382	22,655	22,655	-8.63 %
INTERGOVERNMENTAL REVENUES			765,772	468,603	336,915	822,739	822,545	75.53 %
1050999	42500-0	STATE REVENUE SHARING	132,813	132,813	89,072	133,608	133,608	0.60 %
1050999	42505-0	BEER TAX REVENUES	23,805	24,917	11,586	21,483	21,483	-13.78 %
1050999	42515-0	SEVERANCE TAX REVENUES	282,272	302,667	126,211	259,075	259,075	-14.40 %
1050999	42520-0	PUBLIC SAFETY REVENUE-PARISH	8,012	8,206	0	8,206	8,012	-2.36 %
1050999	42526-0	STATE SPORTS WAGERING ALLOCATN	318,870	0	110,046	400,367	400,367	0.00 %
CHARGES FOR SERVICES			445,742	661,995	19,790	652,178	672,287	1.55 %
1050999	43030-0	DISTRICT COURT COSTS	20,865	19,798	6,353	21,430	21,430	8.24 %
1050999	43031-0	COURT COST-REIMBURSEMENTS	38,074	67,161	13,437	38,074	38,074	-43.31 %
1050999	43150-206	ADMIN FEES-ANIMAL CNTRL FD	45,302	75,698	0	75,698	77,289	2.10 %

**LAFAYETTE CONSOLIDATED GOVERNMENT
2024 - 2025 ADOPTED BUDGET**

ANNUAL BUDGET FOR REVENUES BY FUND

CODE	REVENUE	ACTUAL	CUR BUDGET	ACTUAL AT	PROJECTED	ADOPTED	ADOPTED VS
		FY 22-23	FY 23-24	4/30/2024	FY 23-24	FY 24-25	CURRENT
	ADMIN FEES-CITY STREET, ROAD &						
1050999	43150-259 ALLEY FUND	5,446	28,116	0	10,220	10,820	-61.52 %
1050999	43150-260 ADMIN FEES-ROAD & BRIDGE MAINT	28,664	38,776	0	38,776	40,190	3.65 %
1050999	43150-261 ADMIN FEES-DRAINAGE MAINT FUND	44,616	60,249	0	60,249	61,831	2.63 %
1050999	43150-263 ADMIN FEES-LIBRARY FUND	49,512	66,860	0	82,531	82,580	23.51 %
1050999	43150-264 ADMIN FEES-COURTHOUSE COMPLEX	7,437	9,269	0	8,598	9,275	0.06 %
1050999	43150-265 ADMIN FEES-JUVENILE DETENTION	32,802	44,801	0	54,457	54,875	22.49 %
1050999	43150-266 ADMIN FEES-PUBLIC HEALTH UNIT	7,575	10,814	0	12,726	13,139	21.50 %
1050999	43150-270 ADMIN FEES-CORONER FUND	4,745	6,408	0	6,408	7,729	20.61 %
1050999	43150-271 ADMIN FEES-MOSQUITO ABATEMENT	1,116	1,545	0	1,711	2,319	50.10 %
	ADMIN FEES-PARISHWIDE FIRE PROT						
1050999	43150-279 FD	1,690	2,317	0	1,586	2,319	0.09 %
1050999	43150-296 ADMIN FEES-BUCHANAN GARAGE FD	1,459	12,359	0	2,409	3,092	-74.98 %
1050999	43150-297 ADMIN FEES-PARKING PROGRAM FD	20,973	27,807	0	27,807	27,824	0.06 %
1050999	43150-299 ADMIN FEES-CODES & PERMITS FD	16,016	21,628	0	21,628	21,641	0.06 %
1050999	43150-401 ADMIN FEES-CIP FUND	20,444	28,580	0	34,666	0	-100.00 %
1050999	43150-461 ADMIN FEES-1961 SALES TAX CAP	0	0	0	0	19,163	0.00 %
1050999	43150-485 ADMIN FEES-1985 SALES TAX CAP	0	0	0	0	16,390	0.00 %
1050999	43150-550 ADMIN FEES-ENVIRON SRVS FD	51,530	70,291	0	83,686	85,018	20.95 %
1050999	43150-607 ADMIN FEES-GROUP INSURANCE FD	47,476	69,518	0	69,518	77,289	11.18 %
	FINES AND FORFEITS	124,820	107,460	48,718	132,380	132,380	23.19 %
1050999	44000-0 CITY COURT FINES	29,914	17,416	19,306	34,928	34,928	100.55 %
1050999	44101-0 DISTRICT COURT-JURY FEES	94,906	90,044	28,862	97,452	97,452	8.23 %
1050999	44300-0 ALCOHOL BEVERAGE FINES	0	0	550	0	0	0.00 %
	INTEREST EARNINGS	1,496,180	903,954	573,474	1,064,597	1,064,597	17.77 %
1050999	47000-0 INTEREST ON INVESTMENTS	1,042,921	898,910	566,016	1,047,218	1,047,218	16.50 %
1050999	47005-0 INT ON INV-SALES TAX	15,752	5,044	7,458	17,379	17,379	244.55 %
1050999	47050-0 FMV-ADJ TO INVESTMENT	437,507	0	0	0	0	0.00 %
	INTERNAL TRANSFERS	3,536	0	0	64,247	0	0.00 %
1050999	48500-296 CONTR FROM BUCHANAN GARAGE	0	0	0	64,247	0	0.00 %
1050999	48500-648 CONTR FROM HURRICANE LAURA	4,890	0	0	0	0	0.00 %
1050999	48500-652 CONTR FROM HURRICANE IDA	-1,354	0	0	0	0	0.00 %
	OTHER REVENUES	292,592	342,754	131,321	323,144	270,042	-21.21 %
1050999	49006-0 OIL AND GAS LEASES	522	908	330	522	581	-36.01 %
1050999	49318-0 POLICE ATTENDANCE FEE-DIST CRT	37,932	38,625	11,551	38,625	38,625	0.00 %
1050999	49324-0 STATE OF LA	14,570	3,884	0	10,000	20,000	414.93 %
1050999	49340-0 CONTR FR ALL ENTITIES ASSESSOR	238,438	273,997	119,440	273,997	210,836	-23.05 %
1050999	49360-0 CITY OF BROUSSARD	565	12,670	0	0	0	-100.00 %
1050999	49363-0 CITY OF YOUNGSVILLE	565	12,670	0	0	0	-100.00 %
	MISCELLANEOUS REVENUES	6,622	0	67,255	67,185	0	0.00 %
1050999	49800-0 MISCELLANEOUS REVENUES	5,511	0	67,185	67,185	0	0.00 %
1050999	49801-0 MISC REV-PY ADJUSTMENT	0	0	70	0	0	0.00 %
1050999	49900-0 AUCTION PROCEEDS	877	0	0	0	0	0.00 %
1050999	49902-0 AUCTION PROCEEDS-ON-LINE	234	0	0	0	0	0.00 %
	LUS/LPPA/COMM A&G	406,521	549,348	273,000	616,628	619,238	12.72 %
1050999	49302-0 UTILITY SYS CONTR ON EXPENSES	405,847	548,421	273,000	615,701	618,311	12.74 %
1050999	49304-0 LPPA CONTR ON EXPENSES	674	927	0	927	927	0.00 %
	FUND 126 GRANTS - FEDERAL	8,182,388	14,894,862	1,461,297	14,861,066	0	-100.00 %
	INTERGOVERNMENTAL REVENUES	7,883,122	11,689,697	1,033,902	11,655,901	0	-100.00 %
1260999	42000-0 PUBLIC SAFETY FEDERAL GRANTS	2,572,669	10,741,840	86,045	10,708,044	0	-100.00 %

**LAFAYETTE CONSOLIDATED GOVERNMENT
2024 - 2025 ADOPTED BUDGET**

ANNUAL BUDGET FOR REVENUES BY FUND

<u>CODE</u>	<u>REVENUE</u>	<u>ACTUAL FY 22-23</u>	<u>CUR BUDGET FY 23-24</u>	<u>ACTUAL AT 4/30/2024</u>	<u>PROJECTED FY 23-24</u>	<u>ADOPTED FY 24-25</u>	<u>ADOPTED VS CURRENT</u>
1260999	42040-0 OTHER FEDERAL GRANTS	5,310,453	947,857	947,857	947,857	0	-100.00 %
CHARGES FOR SERVICES		205,521	188,539	194,063	188,539	0	-100.00 %
1260999	43161-0 SOCIAL SECURITY ADMIN-PROG INC	205,521	188,539	194,063	188,539	0	-100.00 %
INTERNAL TRANSFERS		93,420	1,144,772	-8,068	1,144,772	0	-100.00 %
1260999	48500-101 CONTR FROM CITY GENERAL FUND	47,832	355,828	-8,688	355,828	0	-100.00 %
1260999	48500-261 CONTR FROM DRAINAGE MAINT FUND	25,605	46,579	620	46,579	0	-100.00 %
1260999	48500-275 CONTR FROM PAR,STRT,DRN,BRDGE FD	0	705,696	0	705,696	0	-100.00 %
1260999	48500-401 CONTR FROM CIP FUND	19,983	36,669	0	36,669	0	-100.00 %
OTHER REVENUES		325	1,871,854	241,400	1,871,854	0	-100.00 %
1260999	49325-0 STATE OF LA-DOTD	0	560,000	0	560,000	0	-100.00 %
1260999	49362-0 CITY OF SCOTT	0	240,000	240,000	240,000	0	-100.00 %
1260999	49600-0 CONTR FROM PROPERTY OWNERS	325	1,071,854	1,400	1,071,854	0	-100.00 %
FUND 127 GRANTS - STATE		18,494,591	14,183,762	-20,281,800	15,952,972	0	-100.00 %
INTERGOVERNMENTAL REVENUES		15,994,590	13,794,223	-20,281,911	15,563,433	0	-100.00 %
1270999	42300-0 PUBLIC SAFETY STATE GRANTS	13,407,493	4,895,795	-22,682,956	4,895,795	0	-100.00 %
1270999	42305-0 HIWAYS & STREETS STATE GRANTS	803,369	48,957	0	1,818,167	0	-100.00 %
1270999	42325-0 OTHER STATE GRANTS	3,000	490,088	20,044	490,088	0	-100.00 %
1270999	42340-0 CULTURE/RECREATION STATE GRANT	2,400	4,000,000	1,341,300	4,000,000	0	-100.00 %
1270999	42360-0 OTHER-LAF PARISH CRT HOUSE IMP	1,778,328	4,359,383	1,039,701	4,359,383	0	-100.00 %
INTERNAL TRANSFERS		2,500,001	389,539	111	389,539	0	-100.00 %
1270999	48500-105 CONTR FROM PARISH GENERAL FUND	0	83,483	0	83,483	0	-100.00 %
1270999	48500-261 CONTR FROM DRAINAGE MAINT FUND	100,000	0	0	0	0	0.00 %
1270999	48500-264 CONTR FROM COURTHOUSE COMPLEX	0	0	111	0	0	0.00 %
1270999	48500-273 CONTR FROM WATER MGMT FD	2,150,625	0	0	0	0	0.00 %
1270999	48500-275 CONTR FROM PAR,STRT,DRN,BRDGE FD	249,375	0	0	0	0	0.00 %
1270999	48500-401 CONTR FROM CIP FUND	1	306,056	0	306,056	0	-100.00 %
FUND 128 GRANTS - OTHER		17,027	279,653	192,510	212,957	0	-100.00 %
CHARGES FOR SERVICES		0	36,000	0	0	0	-100.00 %
1280999	43604-0 BISSELL PET FOUNDATION	0	36,000	0	0	0	-100.00 %
INTERNAL TRANSFERS		4,040	17,360	0	17,360	0	-100.00 %
1280999	48500-206 CONTR FROM ANIMAL CARE FUND	0	13,000	0	13,000	0	-100.00 %
1280999	48500-550 CONTR FROM ENVIRON SERV FD	4,040	4,360	0	4,360	0	-100.00 %
OTHER REVENUES		12,987	226,293	192,510	195,597	0	-100.00 %
1280999	49315-0 LAFAYETTE PARISH SCHOOL BOARD	-966	966	966	966	0	-100.00 %
1280999	49604-0 ASPCA-NATIONAL SHELTER GRANT COMMUNITY FOUNDATN OF	0	135,965	135,965	135,965	0	-100.00 %
1280999	49607-0 ACADIANA	966	8,043	-15,856	8,043	0	-100.00 %
1280999	49633-0 OTHER GRANTS REVENUE	12,183	78,623	68,739	50,623	0	-100.00 %
1280999	49650-0 OTHER-PRIVATE CONTR & DONATION	804	2,696	2,696	0	0	-100.00 %
FUND 162 COMMUNITY DEVELOPMENT FUND		2,363,903	9,107,095	-35,655	9,107,095	0	-100.00 %
INTERGOVERNMENTAL REVENUES		2,357,812	8,236,657	-35,761	8,236,657	0	-100.00 %

**LAFAYETTE CONSOLIDATED GOVERNMENT
2024 - 2025 ADOPTED BUDGET**

ANNUAL BUDGET FOR REVENUES BY FUND

CODE	REVENUE	ACTUAL	CUR BUDGET	ACTUAL AT	PROJECTED	ADOPTED	ADOPTED VS
		FY 22-23	FY 23-24	4/30/2024	FY 23-24	FY 24-25	CURRENT
1620999	42020-0	CDBG PROGRAM	2,357,812	8,236,657	-35,761	8,236,657	0 -100.00 %
INTERNAL TRANSFERS			6,091	870,438	0	870,438	0 -100.00 %
1620999	48500-101	CONTR FROM CITY GENERAL FUND	6,091	0	0	0	0 0.00 %
1620999	48500-261	CONTR FROM DRAINAGE MAINT FUND	0	870,438	0	870,438	0 -100.00 %
MISCELLANEOUS REVENUES			0	0	106	0	0 0.00 %
1620999	49801-0	MISC REV-PY ADJUSTMENT	0	0	106	0	0 0.00 %
FUND 163 HOME PROGRAM FUND			582,755	2,231,715	-9,843	2,231,715	0 -100.00 %
INTERGOVERNMENTAL REVENUES			516,898	2,212,420	-29,138	2,212,420	0 -100.00 %
1630999	42015-0	HOME PROGRAM	516,898	2,212,420	-29,138	2,212,420	0 -100.00 %
INTERNAL TRANSFERS			38,814	0	0	0	0 0.00 %
1630999	48500-166	CONTR FROM NHS LOAN PROGRAM FD	38,814	0	0	0	0 0.00 %
OTHER REVENUES			26,705	19,295	19,295	19,295	0 -100.00 %
1630999	49600-0	CONTR FROM PROPERTY OWNERS	26,705	19,295	19,295	19,295	0 -100.00 %
MISCELLANEOUS REVENUES			338	0	0	0	0 0.00 %
1630999	49805-0	MISC REV-PROGRAM INCOME	338	0	0	0	0 0.00 %
FUND 187 FTA CAPITAL			1,092,162	9,978,023	-44	9,978,023	0 -100.00 %
INTERGOVERNMENTAL REVENUES			894,875	8,235,127	-1	8,235,127	0 -100.00 %
1870999	42010-0	FTA GRANTS	894,875	8,235,127	-1	8,235,127	0 -100.00 %
INTERNAL TRANSFERS			176,140	1,742,896	1	1,742,896	0 -100.00 %
1870999	48500-401	CONTR FROM CIP FUND	176,140	1,742,896	1	1,742,896	0 -100.00 %
OTHER REVENUES			21,147	0	-44	0	0 0.00 %
1870999	49381-0	UNIVERSITY OF LA AT LAFAYETTE	21,147	0	-44	0	0 0.00 %
FUND 189 LA DOTD MPO GRANTS			1,875,359	19,726,298	1,674,226	19,726,298	0 -100.00 %
INTERGOVERNMENTAL REVENUES			0	1,800,000	1,172,659	1,800,000	0 -100.00 %
1890999	42300-0	PUBLIC SAFETY STATE GRANTS	0	1,800,000	1,172,659	1,800,000	0 -100.00 %
INTERNAL TRANSFERS			375,072	4,447,140	334,845	4,447,140	0 -100.00 %
1890999	48500-260	CONTR FROM ROAD & BRIDGE MAINT	0	8,000	0	8,000	0 -100.00 %
1890999	48500-401	CONTR FROM CIP FUND	261,163	723,729	285,084	723,729	0 -100.00 %
1890999	48500-441	CONTR FROM CITY COMBINED BOND	113,909	3,715,411	49,761	3,715,411	0 -100.00 %
OTHER REVENUES			1,500,287	13,479,158	166,722	13,479,158	0 -100.00 %
1890999	49325-0	STATE OF LA-DOTD	1,500,287	13,479,158	166,722	13,479,158	0 -100.00 %
FUND 201 CITY PARKS & RECREATION FUND			4,946,146	5,166,776	4,450,589	5,187,308	5,861,263 13.44 %
GENERAL PROPERTY TAXES			3,181,248	3,247,583	3,332,696	3,332,696	3,400,219 4.70 %
2010999	40014-0	PARK MAINTENANCE MILLAGE	3,181,248	3,247,583	3,332,696	3,332,696	3,400,219 4.70 %
CHARGES FOR SERVICES			352,125	326,149	174,568	347,693	348,172 6.75 %
2010999	43762-0	SWIMMING POOL ADMISSIONS	634	1,300	0	634	634 -51.23 %
2010999	43780-0	RECREATION INSTRUCTION FEES	56,839	50,532	23,977	56,102	56,102 11.02 %
2010999	43782-0	RECREATION REGISTRATION	15,122	12,725	3,873	15,122	15,122 18.84 %
2010999	43784-0	RECREATION BUILDING RENTALS	238,736	215,765	124,134	235,194	235,194 9.00 %
2010999	43786-0	RECREATION CAMPGROUND RENTALS	40,794	45,721	22,584	40,521	41,000 -10.33 %
2010999	43790-0	RECREATION RACQUET BALL FEES	0	106	0	120	120 13.21 %

**LAFAYETTE CONSOLIDATED GOVERNMENT
2024 - 2025 ADOPTED BUDGET**

ANNUAL BUDGET FOR REVENUES BY FUND

<u>CODE</u>	<u>REVENUE</u>	<u>ACTUAL FY 22-23</u>	<u>CUR BUDGET FY 23-24</u>	<u>ACTUAL AT 4/30/2024</u>	<u>PROJECTED FY 23-24</u>	<u>ADOPTED FY 24-25</u>	<u>ADOPTED VS CURRENT</u>
INTEREST EARNINGS		28,515	13,336	36,361	38,283	38,283	187.07 %
2010999	47000-0 INTEREST ON INVESTMENTS	28,515	13,336	36,361	38,283	38,283	187.07 %
INTERNAL TRANSFERS		1,358,188	1,570,267	902,612	1,447,742	2,053,354	30.76 %
2010999	48500-101 CONTR FROM CITY GENERAL FUND	1,358,188	1,570,267	902,612	1,447,742	2,053,354	30.76 %
OTHER REVENUES		21,000	6,000	2,500	16,600	17,000	183.33 %
2010999	49025-0 RECREATION CENTER LEASES	21,000	6,000	2,500	16,600	17,000	183.33 %
MISCELLANEOUS REVENUES		5,070	3,441	1,852	4,294	4,235	23.07 %
2010999	49800-0 MISCELLANEOUS REVENUES	281	0	1	0	0	0.00 %
2010999	49801-0 MISC REV-PY ADJUSTMENT	265	0	5	0	0	0.00 %
2010999	49810-0 CASH SHORT/OVER	-2	0	-5	0	0	0.00 %
2010999	49820-0 SALES TAX DISCOUNT	244	217	106	59	0	-100.00 %
2010999	49835-0 NSF CHARGES	0	24	0	0	0	-100.00 %
2010999	49865-0 VENDING MACHINES COMMISSIONS	4,282	3,200	1,745	4,235	4,235	32.34 %
FUND 202 LAFAYETTE SCIENCE MUSEUM FD		609,162	582,786	303,094	582,931	474,133	-18.64 %
CHARGES FOR SERVICES		412	1,000	0	1,800	1,800	80.00 %
2020999	43826-0 NATURE STATION FEES	412	1,000	0	1,800	1,800	80.00 %
INTERNAL TRANSFERS		608,750	547,286	285,022	546,631	437,833	-20.00 %
2020999	48500-101 CONTR FROM CITY GENERAL FUND	608,750	547,286	285,022	546,631	437,833	-20.00 %
OTHER REVENUES		0	34,500	18,072	34,500	34,500	0.00 %
2020999	49381-0 UNIVERSITY OF LA AT LAFAYETTE	0	34,500	18,072	34,500	34,500	0.00 %
FUND 203 MUNICIPAL TRANSIT SYSTEM FUND		4,787,113	5,702,594	2,771,652	6,046,977	6,100,235	6.97 %
INTERGOVERNMENTAL REVENUES		2,108,612	2,493,865	381,706	2,655,724	2,353,818	-5.62 %
2030999	42011-0 OTHER-FEDERAL TRANSIT ADMIN	1,762,417	2,493,865	315,081	2,493,865	2,191,959	-12.11 %
2030999	42325-0 OTHER STATE GRANTS	346,195	0	66,625	161,859	161,859	0.00 %
CHARGES FOR SERVICES		157,461	100,000	73,867	159,255	159,255	59.26 %
2030999	43900-0 BUS FARES	146,686	100,000	66,767	144,130	144,130	44.13 %
2030999	43905-0 CHARTER SERVICES	10,775	0	7,100	15,125	15,125	0.00 %
INTEREST EARNINGS		22,052	0	17,466	11,179	11,179	0.00 %
2030999	47000-0 INTEREST ON INVESTMENTS	2,089	0	17,466	11,179	11,179	0.00 %
2030999	47045-0 INTEREST REVENUE ON LEASES	19,963	0	0	0	0	0.00 %
INTERNAL TRANSFERS		2,173,411	2,666,593	2,140,095	2,667,735	3,033,815	13.77 %
2030999	48500-101 CONTR FROM CITY GENERAL FUND	2,173,411	2,666,593	2,140,095	2,667,735	3,033,815	13.77 %
OTHER REVENUES		324,472	442,136	158,224	552,868	542,168	22.62 %
2030999	49010-0 RPTC-USPS LEASE REVENUES	0	135,156	56,315	135,156	135,156	0.00 %
2030999	49011-0 RPTC-USPS UTILITIES REIMB	18,412	21,892	10,554	21,294	21,294	-2.73 %
2030999	49024-0 BENCH/BUS SHELTER FEES	26,075	28,988	14,788	30,388	30,388	4.83 %
2030999	49040-0 LEASE REVENUE	118,730	0	0	118,730	118,730	0.00 %
2030999	49315-0 LAFAYETTE PARISH SCHOOL BOARD	16,667	10,000	2,867	1,200	1,200	-88.00 %
2030999	49361-0 CITY OF CARENCRO	109,188	210,700	67,800	210,700	200,000	-5.08 %
2030999	49381-0 UNIVERSITY OF LA AT LAFAYETTE	35,400	35,400	5,900	35,400	35,400	0.00 %
MISCELLANEOUS REVENUES		1,105	0	294	216	0	0.00 %
2030999	49800-0 MISCELLANEOUS REVENUES	215	0	0	0	0	0.00 %
2030999	49810-0 CASH SHORT/OVER	890	0	294	216	0	0.00 %
FUND 204 HEYMANN PERF ARTS CTR-COMM		1,629,043	1,812,826	654,436	2,009,261	2,014,102	11.10 %

**LAFAYETTE CONSOLIDATED GOVERNMENT
2024 - 2025 ADOPTED BUDGET**

ANNUAL BUDGET FOR REVENUES BY FUND

CODE	REVENUE	ACTUAL FY 22-23	CUR BUDGET FY 23-24	ACTUAL AT 4/30/2024	PROJECTED FY 23-24	ADOPTED FY 24-25	ADOPTED VS CURRENT
CHARGES FOR SERVICES		908,608	864,620	481,995	860,380	917,503	6.12 %
2040999	43840-0 AUDITORIUM BUILDING RENTALS	438,459	455,612	206,627	451,372	444,600	-2.42 %
2040999	43842-0 AUDITORIUM CATERING FEES	43,062	44,403	34,000	44,403	44,403	0.00 %
2040999	43844-0 AUDITORIUM CONCESSION SALES AUDITORIUM COMM ON	51,670	39,000	20,818	39,000	55,000	41.03 %
2040999	43846-0 CONCESSIONS	14,465	13,869	7,708	13,869	13,500	-2.66 %
2040999	43848-0 AUDITORIUM REIMBURSEABLES	360,952	311,736	212,842	311,736	360,000	15.48 %
INTEREST EARNINGS		47,870	54,040	0	47,870	47,870	-11.42 %
2040999	47045-0 INTEREST REVENUE ON LEASES	47,870	54,040	0	47,870	47,870	-11.42 %
INTERNAL TRANSFERS		572,048	697,697	78,106	610,789	726,915	4.19 %
2040999	48500-101 CONTR FROM CITY GENERAL FUND	299,850	78,106	78,106	0	517,765	562.90 %
2040999	48500-205 CONTR FROM HPAC RESERVE FUND	272,198	619,591	0	610,789	209,150	-66.24 %
OTHER REVENUES		100,427	196,469	94,255	490,127	321,814	63.80 %
2040999	49026-0 PARKING LOT RENTALS	0	196,469	94,255	389,700	221,387	12.68 %
2040999	49040-0 LEASE REVENUE	100,427	0	0	100,427	100,427	0.00 %
MISCELLANEOUS REVENUES		90	0	80	95	0	0.00 %
2040999	49801-0 MISC REV-PY ADJUSTMENT	48	0	0	0	0	0.00 %
2040999	49810-0 CASH SHORT/OVER	0	0	74	95	0	0.00 %
2040999	49820-0 SALES TAX DISCOUNT	42	0	6	0	0	0.00 %
FUND 205 HEYMANN PERF ARTS CTR-RESERVE		2,260,794	2,774,170	1,083,008	2,765,368	2,363,729	-14.80 %
CHARGES FOR SERVICES		2,231,907	2,771,923	1,076,290	2,742,382	2,341,042	-15.54 %
2050999	43850-0 TICKET SALES	1,896,839	2,288,542	943,777	2,369,971	2,038,542	-10.92 %
2050999	43851-0 OUTLET REVENUE SHARES	32,375	0	7,755	5,493	0	0.00 %
2050999	43852-0 CREDIT CARD FEES	15,760	85,820	16,644	23,261	15,500	-81.94 %
2050999	43854-0 FACILITY/COMPUTER FEE	277,098	359,531	106,838	333,704	277,000	-22.96 %
2050999	43856-0 PROCESSING/COMPLIMENTARY FEE	9,835	38,030	1,276	9,953	10,000	-73.70 %
INTEREST EARNINGS		19,271	2,247	6,239	22,687	22,687	909.66 %
2050999	47000-0 INTEREST ON INVESTMENTS	19,271	2,247	6,239	22,687	22,687	909.66 %
MISCELLANEOUS REVENUES		9,616	0	479	299	0	0.00 %
2050999	49800-0 MISCELLANEOUS REVENUES	9,616	0	479	299	0	0.00 %
FUND 206 ANIMAL CARE SHELTER FUND		2,381,722	2,385,130	2,224,890	3,067,759	3,173,784	33.07 %
CHARGES FOR SERVICES		297,925	311,531	141,627	300,938	304,890	-2.13 %
2060999	43600-0 ANIMAL SHELTER FEES	35,457	34,090	13,566	36,000	36,000	5.60 %
2060999	43601-0 ANIMAL SHELTER-ADOPTION FEES	47,855	43,845	16,455	45,000	45,000	2.63 %
2060999	43602-0 ANIMAL SHELTER-RABIES TAG FEES	210,204	225,246	109,120	215,490	215,490	-4.33 %
2060999	43603-0 ANIMAL SHELTER-POST ADOPT FEES	2,850	2,950	1,850	3,000	3,000	1.69 %
2060999	43920-0 CREDIT CARD CONVENIENCE FEES	1,559	5,400	636	1,448	5,400	0.00 %
INTEREST EARNINGS		82,954	27,027	46,097	75,852	75,852	180.65 %
2060999	47000-0 INTEREST ON INVESTMENTS	65,206	27,027	46,097	75,852	75,852	180.65 %
2060999	47050-0 FMV-ADJ TO INVESTMENT	17,748	0	0	0	0	0.00 %
INTERNAL TRANSFERS		1,983,041	2,029,695	2,029,695	2,676,647	2,793,042	37.61 %
2060999	48500-269 CONTR FROM COMB PUBLIC HEALTH	1,983,041	2,029,695	2,029,695	2,676,647	2,793,042	37.61 %
OTHER REVENUES		15,353	16,877	7,282	14,189	0	-100.00 %
2060999	49602-0 DONATIONS	15,353	16,877	7,282	14,189	0	-100.00 %
MISCELLANEOUS REVENUES		2,449	0	189	133	0	0.00 %
2060999	49800-0 MISCELLANEOUS REVENUES	199	0	191	135	0	0.00 %

**LAFAYETTE CONSOLIDATED GOVERNMENT
2024 - 2025 ADOPTED BUDGET**

ANNUAL BUDGET FOR REVENUES BY FUND

<u>CODE</u>		<u>REVENUE</u>	<u>ACTUAL FY 22-23</u>	<u>CUR BUDGET FY 23-24</u>	<u>ACTUAL AT 4/30/2024</u>	<u>PROJECTED FY 23-24</u>	<u>ADOPTED FY 24-25</u>	<u>ADOPTED VS CURRENT</u>
2060999	49810-0	CASH SHORT/OVER	0	0	-2	-2	0	0.00 %
2060999	49900-0	AUCTION PROCEEDS	2,249	0	0	0	0	0.00 %
2060999	49902-0	AUCTION PROCEEDS-ON-LINE	1	0	0	0	0	0.00 %
FUND 207 TRAFFIC SAFETY FUND			417	163	302	519	0	-100.00 %
INTEREST EARNINGS			417	163	302	519	0	-100.00 %
2070999	47000-0	INTEREST ON INVESTMENTS	417	163	302	519	0	-100.00 %
FUND 209 COMBINED GOLF COURSES FUND			3,215,669	3,112,898	1,490,619	3,149,952	3,882,578	24.73 %
CHARGES FOR SERVICES			2,980,244	1,833,570	1,364,767	2,264,465	3,305,647	80.28 %
2090999	43700-110	MEMBERSHIP FEES-HEBERT	40,250	42,975	22,500	42,122	42,000	-2.27 %
2090999	43700-111	MEMBERSHIP FEES-VIEUX CHENES	112,175	110,100	43,245	89,740	90,000	-18.26 %
2090999	43700-112	MEMBERSHIP FEES-WETLANDS	206,125	222,375	94,081	206,125	206,000	-7.36 %
2090999	43702-110	SCHOOL TEAM FEES-HEBERT	3,181	2,000	1,130	1,591	1,600	-20.00 %
2090999	43702-111	SCHOOL TEAM FEES-VIEUX CHENES	3,181	2,000	1,130	1,591	1,600	-20.00 %
2090999	43704-110	LOCKER RENTALS-HEBERT MUNI	957	800	1,100	1,244	1,200	50.00 %
2090999	43706-110	GREEN FEES-HEBERT MUNI	350,068	279,808	174,883	507,599	507,000	81.20 %
2090999	43706-111	GREEN FEES-VIEUX CHENES	402,051	403,457	186,402	465,951	466,000	15.50 %
2090999	43706-112	GREEN FEES-WETLANDS	573,225	548,611	276,585	630,548	630,000	14.84 %
2090999	43710-110	CART RENTALS-HEBERT	214,152	0	101,680	0	227,304	0.00 %
2090999	43710-111	CART RENTALS-VIEUX CHENES	433,112	0	196,600	0	458,336	0.00 %
2090999	43710-112	CART RENTALS-WETLANDS	348,417	0	157,710	0	357,857	0.00 %
2090999	43712-110	TOURNAMENT FEES-HEBERT	22,017	16,000	8,667	22,976	22,976	43.60 %
2090999	43712-111	TOURNAMENT FEES-VIEUX CHENES	40,244	30,000	17,142	44,647	44,647	48.82 %
2090999	43712-112	TOURNAMENT FEES-WETLANDS	132,283	72,000	35,534	133,127	133,127	84.90 %
2090999	43714-111	DRIVING RANGE REV-VIEUX CHENES	28,574	29,679	15,261	50,004	50,000	68.47 %
2090999	43714-112	DRIVING RANGE REV-WETLANDS	67,782	73,765	30,048	66,515	66,000	-10.53 %
2090999	43716-110	SALES TAX DISC-HEBERT MUNI GC	507	0	226	146	0	0.00 %
2090999	43716-111	SALES TAX DISC-VIEUX CHENES GC	831	0	363	240	0	0.00 %
2090999	43716-112	SALES TAX DISC-WETLANDS GC	1,086	0	479	297	0	0.00 %
2090999	43718-110	CASH SHORT/OVER-HEBERT MUNI	-4	0	-1	0	0	0.00 %
2090999	43718-111	CASH SHORT/OVER-VIEUX CHENES	3	0	2	2	0	0.00 %
2090999	43718-112	CASH SHORT/OVER-WETLANDS	27	0	0	0	0	0.00 %
INTEREST EARNINGS			5,002	1,787	1,001	5,236	5,236	193.01 %
2090999	47000-0	INTEREST ON INVESTMENTS	5,002	1,787	1,001	5,236	5,236	193.01 %
INTERNAL TRANSFERS			220,823	1,277,541	120,051	877,051	571,695	-55.25 %
2090999	48500-101	CONTR FROM CITY GENERAL FUND	220,823	572,274	120,051	195,054	571,695	-0.10 %
2090999	48500-211	CONTR FROM GOLF CART FUND	0	705,267	0	681,997	0	-100.00 %
MISCELLANEOUS REVENUES			9,600	0	4,800	3,200	0	0.00 %
2090999	49800-0	MISCELLANEOUS REVENUES	9,600	0	4,800	3,200	0	0.00 %
FUND 211 GOLF CART FUND			0	1,066,767	0	1,043,497	200,000	-81.25 %
CHARGES FOR SERVICES			0	1,066,767	0	1,043,497	0	-100.00 %
2110999	43710-110	CART RENTALS-HEBERT	0	233,527	0	227,304	0	-100.00 %
2110999	43710-111	CART RENTALS-VIEUX CHENES	0	428,633	0	458,336	0	-100.00 %
2110999	43710-112	CART RENTALS-WETLANDS	0	404,607	0	357,857	0	-100.00 %
INTERNAL TRANSFERS			0	0	0	0	200,000	0.00 %
2110999	48500-209	CONTR FROM COMB GOLF COURSES	0	0	0	0	200,000	0.00 %
FUND 215 CITY SALES TAX TRUST FUND-1961			385,570	661,977	248,924	1,066,790	1,066,790	61.15 %

**LAFAYETTE CONSOLIDATED GOVERNMENT
2024 - 2025 ADOPTED BUDGET**

ANNUAL BUDGET FOR REVENUES BY FUND

CODE	REVENUE	ACTUAL FY 22-23	CUR BUDGET FY 23-24	ACTUAL AT 4/30/2024	PROJECTED FY 23-24	ADOPTED FY 24-25	ADOPTED VS CURRENT
GENERAL SALES AND USE TAXES		166,463	400,000	58,897	400,000	400,000	0.00 %
2150999	40205-1961 SALES TAX REVENUES-CITY-1961	166,463	400,000	58,897	400,000	400,000	0.00 %
INTEREST EARNINGS		130,001	40,069	59,610	143,129	143,129	257.21 %
2150999	47000-0 INTEREST ON INVESTMENTS	130,001	40,069	59,610	143,129	143,129	257.21 %
INTERNAL TRANSFERS		89,106	221,908	130,417	523,661	523,661	135.98 %
2150999	48500-352 CONTR FROM 61 S T BOND SINK FD	0	147,361	0	228,110	228,110	54.80 %
2150999	48500-353 CONTR FROM 61 S T BOND RES	89,106	74,547	130,417	295,551	295,551	296.46 %
FUND 222 CITY SALES TAX TRUST FUND-1985		322,052	585,638	222,402	907,034	907,034	54.88 %
GENERAL SALES AND USE TAXES		137,147	400,000	47,910	400,000	400,000	0.00 %
2220999	40205-1985 SALES TAX REVENUES-CITY-1985	137,147	400,000	47,910	400,000	400,000	0.00 %
INTEREST EARNINGS		105,188	33,112	48,679	115,939	115,939	250.14 %
2220999	47000-0 INTEREST ON INVESTMENTS	105,188	33,112	48,679	115,939	115,939	250.14 %
INTERNAL TRANSFERS		79,717	152,526	125,813	391,095	391,095	156.41 %
2220999	48500-354 CONTR FROM 85 S T BOND SINK FD	0	109,497	0	181,612	181,612	65.86 %
2220999	48500-355 CONTR FROM 85 S T BOND RES	79,717	43,029	125,813	209,483	209,483	386.84 %
FUND 225 TIF SALES TAX TRUST FUND-MM101		16,799	-25,440	8,157	17,567	17,567	-169.05 %
INTEREST EARNINGS		16,799	-25,440	8,157	17,567	17,567	-169.05 %
2250999	47000-0 INTEREST ON INVESTMENTS	16,799	-25,440	8,157	17,567	17,567	-169.05 %
FUND 226 TIF SALES TAX TRUST FUND-MM103		1,776,961	712,812	827,724	1,841,562	1,841,562	158.35 %
GENERAL SALES AND USE TAXES		1,665,536	855,285	765,679	1,718,319	1,718,319	100.91 %
2260999	40210-0 SALES TAXES-TIF	1,665,536	855,285	765,679	1,718,319	1,718,319	100.91 %
INTEREST EARNINGS		111,425	-142,473	62,045	123,243	123,243	-186.50 %
2260999	47000-0 INTEREST ON INVESTMENTS	111,425	-142,473	62,045	123,243	123,243	-186.50 %
FUND 241 PARISH PARKS & RECREATION FUND		0	11,680	864	11,680	17,240	47.60 %
INTEREST EARNINGS		0	0	864	0	0	0.00 %
2410999	47000-0 INTEREST ON INVESTMENTS	0	0	864	0	0	0.00 %
INTERNAL TRANSFERS		0	11,680	0	11,680	17,240	47.60 %
2410999	48500-105 CONTR FROM PARISH GENERAL FUND	0	11,680	0	11,680	17,240	47.60 %
FUND 250 OPIOID SETTLEMENT FUND		1,396,788	0	817,074	800,197	800,197	0.00 %
INTEREST EARNINGS		-5,531	0	31,910	15,033	15,033	0.00 %
2500999	47000-0 INTEREST ON INVESTMENTS	0	0	31,910	15,033	15,033	0.00 %
2500999	47050-0 FMV-ADJ TO INVESTMENT	-5,531	0	0	0	0	0.00 %
MISCELLANEOUS REVENUES		1,402,319	0	785,164	785,164	785,164	0.00 %
2500999	49878-0 OPIOID SETTLEMENTS	1,402,319	0	785,164	785,164	785,164	0.00 %
FUND 255 CRIMINAL NON-SUPPORT FUND		679,944	781,114	332,158	781,114	763,607	-2.24 %
OTHER REVENUES		679,944	781,114	332,158	781,114	763,607	-2.24 %
2550999	49320-0 DISTRICT ATTORNEY	679,944	781,114	332,158	781,114	763,607	-2.24 %
FUND 259 CITY STREET, ROAD & ALLEY FUND		2,136,521	2,181,970	2,271,478	2,239,333	2,284,523	4.70 %

**LAFAYETTE CONSOLIDATED GOVERNMENT
2024 - 2025 ADOPTED BUDGET**

ANNUAL BUDGET FOR REVENUES BY FUND

<u>CODE</u>	<u>REVENUE</u>	<u>ACTUAL FY 22-23</u>	<u>CUR BUDGET FY 23-24</u>	<u>ACTUAL AT 4/30/2024</u>	<u>PROJECTED FY 23-24</u>	<u>ADOPTED FY 24-25</u>	<u>ADOPTED VS CURRENT</u>
GENERAL PROPERTY TAXES		2,138,571	2,181,970	2,239,333	2,239,333	2,284,523	4.70 %
2590999	40002-0 STREET MAINTENANCE MILLAGE	2,138,571	2,181,970	2,239,333	2,239,333	2,284,523	4.70 %
INTEREST EARNINGS		-2,050	0	32,145	0	0	0.00 %
2590999	47000-0 INTEREST ON INVESTMENTS	0	0	32,145	0	0	0.00 %
2590999	47050-0 FMV-ADJ TO INVESTMENT	-2,050	0	0	0	0	0.00 %
FUND 260 ROAD & BRIDGE MAINTENANCE FUND		13,766,292	13,140,200	12,454,300	14,108,816	14,064,584	7.03 %
GENERAL PROPERTY TAXES		10,857,824	10,889,105	11,566,682	11,570,682	11,498,277	5.59 %
2600999	40016-0 RD & BRDG MAINT MILLAGE	10,675,164	10,698,571	11,375,813	11,375,813	11,297,691	5.60 %
2600999	40037-0 ROADS & BRIDGES MAINT MILLAGE	179,113	179,506	190,869	190,869	189,558	5.60 %
2600999	40100-0 AD VALOREM TAXES-PY	3,547	11,028	0	4,000	11,028	0.00 %
OTHER TAXES		38,888	18,434	7,541	18,434	39,986	116.91 %
2600999	40450-0 INT ON AD VALOREM TAXES-CY	33,747	12,195	7,541	12,195	33,747	176.73 %
2600999	40460-0 INT ON AD VALOREM TAXES-PY	5,141	6,239	0	6,239	6,239	0.00 %
INTERGOVERNMENTAL REVENUES		2,138,381	1,876,560	571,980	1,878,630	1,878,630	0.11 %
2600999	42500-0 STATE REVENUE SHARING	278,544	278,544	187,076	280,614	280,614	0.74 %
2600999	42525-0 GASOLINE TAX REVENUE-PARISH RD	1,859,837	1,598,016	384,904	1,598,016	1,598,016	0.00 %
INTEREST EARNINGS		668,549	360,603	297,744	521,332	521,332	44.57 %
2600999	47000-0 INTEREST ON INVESTMENTS	476,864	360,603	297,744	521,332	521,332	44.57 %
2600999	47050-0 FMV-ADJ TO INVESTMENT	191,685	0	0	0	0	0.00 %
OTHER REVENUES		41,413	-21,919	10,353	102,321	126,359	-676.48 %
2600999	49325-0 STATE OF LA-DOTD	41,413	-62,120	10,353	62,120	62,120	-200.00 %
2600999	49346-0 CONTR FROM DDA	0	40,201	0	40,201	44,239	10.04 %
2600999	49376-0 GEAX MOW SERVICES-CARENCRO	0	0	0	0	20,000	0.00 %
MISCELLANEOUS REVENUES		21,237	17,417	0	17,417	0	-100.00 %
2600999	49900-0 AUCTION PROCEEDS	21,235	0	0	0	0	0.00 %
2600999	49902-0 AUCTION PROCEEDS-ON-LINE	2	0	0	0	0	0.00 %
2600999	49948-0 OTHER FINANCING SOURCE-LEASE	0	17,417	0	17,417	0	-100.00 %
FUND 261 DRAINAGE MAINTENANCE FUND		9,089,054	8,810,703	9,369,805	9,530,034	9,471,273	7.50 %
GENERAL PROPERTY TAXES		8,551,467	8,574,279	9,110,872	9,112,872	9,054,111	5.60 %
2610999	40018-0 DRAINAGE MAINT MILLAGE	8,549,686	8,568,430	9,110,872	9,110,872	9,048,262	5.60 %
2610999	40100-0 AD VALOREM TAXES-PY	1,781	5,849	0	2,000	5,849	0.00 %
OTHER TAXES		29,278	15,207	5,939	15,207	15,207	0.00 %
2610999	40450-0 INT ON AD VALOREM TAXES-CY	26,582	12,014	5,939	12,014	12,014	0.00 %
2610999	40460-0 INT ON AD VALOREM TAXES-PY	2,696	3,193	0	3,193	3,193	0.00 %
INTERGOVERNMENTAL REVENUES		100,842	100,842	67,728	101,592	101,592	0.74 %
2610999	42500-0 STATE REVENUE SHARING	100,842	100,842	67,728	101,592	101,592	0.74 %
INTEREST EARNINGS		339,570	120,375	185,266	300,363	300,363	149.52 %
2610999	47000-0 INTEREST ON INVESTMENTS	261,408	120,375	185,266	300,363	300,363	149.52 %
2610999	47050-0 FMV-ADJ TO INVESTMENT	78,162	0	0	0	0	0.00 %
MISCELLANEOUS REVENUES		67,897	0	0	0	0	0.00 %
2610999	49800-0 MISCELLANEOUS REVENUES	462	0	0	0	0	0.00 %
2610999	49801-0 MISC REV-PY ADJUSTMENT	31	0	0	0	0	0.00 %
2610999	49900-0 AUCTION PROCEEDS	32,393	0	0	0	0	0.00 %
2610999	49902-0 AUCTION PROCEEDS-ON-LINE	35,011	0	0	0	0	0.00 %

**LAFAYETTE CONSOLIDATED GOVERNMENT
2024 - 2025 ADOPTED BUDGET**

ANNUAL BUDGET FOR REVENUES BY FUND

CODE	REVENUE	ACTUAL FY 22-23	CUR BUDGET FY 23-24	ACTUAL AT 4/30/2024	PROJECTED FY 23-24	ADOPTED FY 24-25	ADOPTED VS CURRENT
FUND 262 CORRECTIONAL CENTER FUND		8,746,628	9,944,349	7,085,950	9,945,047	7,767,028	-21.90 %
GENERAL PROPERTY TAXES		5,278,948	5,293,010	5,624,283	5,626,283	5,589,219	5.60 %
2620999	40020-0 CORR FAC MAINT MILLAGE	5,277,879	5,289,450	5,624,283	5,624,283	5,585,659	5.60 %
2620999	40100-0 AD VALOREM TAXES-PY	1,069	3,560	0	2,000	3,560	0.00 %
OTHER TAXES		18,041	9,343	3,670	9,343	9,343	0.00 %
2620999	40450-0 INT ON AD VALOREM TAXES-CY	16,410	7,416	3,670	7,416	7,416	0.00 %
2620999	40460-0 INT ON AD VALOREM TAXES-PY	1,631	1,927	0	1,927	1,927	0.00 %
INTERGOVERNMENTAL REVENUES		132,660	132,660	89,096	133,644	133,644	0.74 %
2620999	42500-0 STATE REVENUE SHARING	132,660	132,660	89,096	133,644	133,644	0.74 %
INTEREST EARNINGS		27,253	14,450	56,959	39,630	39,630	174.26 %
2620999	47000-0 INTEREST ON INVESTMENTS	27,253	14,450	56,959	39,630	39,630	174.26 %
INTERNAL TRANSFERS		3,270,283	4,472,673	1,306,167	4,116,814	1,975,859	-55.82 %
2620999	48500-264 CONTR FROM COURTHOUSE COMPLEX	3,270,283	4,472,673	1,306,167	4,116,814	1,975,859	-55.82 %
MISCELLANEOUS REVENUES		19,443	22,213	5,775	19,333	19,333	-12.97 %
2620999	49860-0 INMATE MEDICAL CO-PAY REIMB	18,875	22,213	5,775	19,333	19,333	-12.97 %
2620999	49902-0 AUCTION PROCEEDS-ON-LINE	568	0	0	0	0	0.00 %
FUND 263 LIBRARY FUND		13,413,426	12,997,544	13,126,694	14,608,603	12,896,614	-0.78 %
GENERAL PROPERTY TAXES		11,657,350	11,377,601	12,088,420	12,092,420	12,014,250	5.60 %
2630999	40022-0 LIBRARY MILLAGE	11,654,322	11,368,727	12,088,420	12,088,420	12,005,376	5.60 %
2630999	40100-0 AD VALOREM TAXES-PY	3,028	8,874	0	4,000	8,874	0.00 %
OTHER TAXES		40,664	20,940	7,886	19,700	20,000	-4.49 %
2630999	40450-0 INT ON AD VALOREM TAXES-CY	36,236	15,940	7,886	14,700	15,000	-5.90 %
2630999	40460-0 INT ON AD VALOREM TAXES-PY	4,428	5,000	0	5,000	5,000	0.00 %
INTERGOVERNMENTAL REVENUES		181,347	181,347	121,796	182,694	182,694	0.74 %
2630999	42500-0 STATE REVENUE SHARING	181,347	181,347	121,796	182,694	182,694	0.74 %
CHARGES FOR SERVICES		28,301	18,500	11,299	29,514	25,000	35.14 %
2630999	43884-0 LIBRARY FINES	28,301	18,500	11,299	29,514	25,000	35.14 %
INTEREST EARNINGS		1,364,512	402,394	775,706	1,295,583	500,000	24.26 %
2630999	47000-0 INTEREST ON INVESTMENTS	1,051,885	402,394	775,706	1,295,583	500,000	24.26 %
2630999	47050-0 FMV-ADJ TO INVESTMENT	312,627	0	0	0	0	0.00 %
OTHER REVENUES		75,743	110,200	92,551	100,940	98,900	-10.25 %
2630999	49110-0 INSURANCE PROCEEDS	18,124	23,500	7,173	15,759	15,000	-36.17 %
2630999	49630-0 OTHER-FRIENDS OF LIBRARY	28,331	27,950	27,950	27,950	27,950	0.00 %
2630999	49632-0 OTHER-LIBRARY FOUNDATION	28,350	19,750	19,750	19,750	19,750	0.00 %
2630999	49635-0 OTHER-LK & SHIRL ADAMSON FOUND	0	0	0	0	35,000	0.00 %
2630999	49650-0 OTHER-PRIVATE CONTR & DONATION	938	39,000	37,678	37,481	1,200	-96.92 %
MISCELLANEOUS REVENUES		65,509	886,562	29,036	887,752	55,770	-93.71 %
2630999	49800-0 MISCELLANEOUS REVENUES	7,338	0	2,590	2,113	0	0.00 %
2630999	49801-0 MISC REV-PY ADJUSTMENT	89	0	0	0	0	0.00 %
2630999	49810-0 CASH SHORT/OVER	10	0	9	7	0	0.00 %
2630999	49855-0 XEROX COPY REVENUES	10,811	11,700	5,243	10,770	10,770	-7.95 %
2630999	49902-0 AUCTION PROCEEDS-ON-LINE	50	0	0	0	0	0.00 %
2630999	49910-0 PRINTING REVENUES	47,211	45,000	21,194	45,000	45,000	0.00 %
2630999	49948-0 OTHER FINANCING SOURCE-LEASE	0	829,862	0	829,862	0	-100.00 %

**LAFAYETTE CONSOLIDATED GOVERNMENT
2024 - 2025 ADOPTED BUDGET**

ANNUAL BUDGET FOR REVENUES BY FUND

CODE	REVENUE	ACTUAL FY 22-23	CUR BUDGET FY 23-24	ACTUAL AT 4/30/2024	PROJECTED FY 23-24	ADOPTED FY 24-25	ADOPTED VS CURRENT
FUND 264 COURTHOUSE COMPLEX FUND		6,813,956	6,365,507	6,839,167	7,156,923	7,114,129	11.76 %
GENERAL PROPERTY TAXES		5,995,581	6,011,575	6,387,788	6,390,788	6,347,994	5.60 %
2640999	40024-0	5,994,334	6,007,475	6,387,788	6,387,788	6,343,894	5.60 %
2640999	40100-0	1,247	4,100	0	3,000	4,100	0.00 %
OTHER TAXES		20,524	10,663	4,163	10,663	10,663	0.00 %
2640999	40450-0	18,637	8,423	4,163	8,423	8,423	0.00 %
2640999	40460-0	1,887	2,240	0	2,240	2,240	0.00 %
INTERGOVERNMENTAL REVENUES		150,408	150,408	101,018	151,527	151,527	0.74 %
2640999	42500-0	150,408	150,408	101,018	151,527	151,527	0.74 %
INTEREST EARNINGS		647,443	192,861	346,198	603,945	603,945	213.15 %
2640999	47000-0	500,654	192,861	346,198	603,945	603,945	213.15 %
2640999	47050-0	146,789	0	0	0	0	0.00 %
FUND 265 JUVENILE DETENTION FACILITY		3,536,912	3,269,140	3,553,186	3,639,351	3,618,593	10.69 %
GENERAL PROPERTY TAXES		2,985,930	2,993,817	3,181,231	3,182,031	3,161,356	5.60 %
2650999	40026-0	2,985,306	2,991,770	3,181,231	3,181,231	3,159,309	5.60 %
2650999	40100-0	624	2,047	0	800	2,047	0.00 %
OTHER TAXES		10,224	5,314	2,077	5,314	5,314	0.00 %
2650999	40450-0	9,282	4,195	2,077	4,195	4,195	0.00 %
2650999	40460-0	942	1,119	0	1,119	1,119	0.00 %
INTERGOVERNMENTAL REVENUES		42,624	42,624	28,626	42,939	42,939	0.74 %
2650999	42500-0	42,624	42,624	28,626	42,939	42,939	0.74 %
INTEREST EARNINGS		203,969	60,189	124,540	198,984	198,984	230.60 %
2650999	47000-0	160,414	60,189	124,540	198,984	198,984	230.60 %
2650999	47050-0	43,555	0	0	0	0	0.00 %
OTHER REVENUES		284,825	167,196	193,257	210,000	210,000	25.60 %
2650999	49324-0	252,347	89,651	109,991	120,000	120,000	33.85 %
2650999	49326-0	32,478	77,545	83,266	90,000	90,000	16.06 %
MISCELLANEOUS REVENUES		9,340	0	23,455	83	0	0.00 %
2650999	49800-0	8,415	0	83	83	0	0.00 %
2650999	49810-0	0	0	23,372	0	0	0.00 %
2650999	49900-0	900	0	0	0	0	0.00 %
2650999	49902-0	25	0	0	0	0	0.00 %
FUND 266 PUBLIC HEALTH UNIT MAINTENANCE		1,536,462	1,564,289	1,517,979	1,564,289	855,712	-45.30 %
INTERGOVERNMENTAL REVENUES		226,794	226,794	152,320	228,480	228,480	0.74 %
2660999	42500-0	226,794	226,794	152,320	228,480	228,480	0.74 %
INTEREST EARNINGS		98,167	30,319	58,483	93,326	93,326	207.81 %
2660999	47000-0	75,864	30,319	58,483	93,326	93,326	207.81 %
2660999	47050-0	22,303	0	0	0	0	0.00 %
INTERNAL TRANSFERS		1,211,501	1,307,176	1,307,176	1,242,483	533,906	-59.16 %
2660999	48500-269	1,211,501	1,307,176	1,307,176	1,242,483	533,906	-59.16 %
FUND 267 WAR MEMORIAL BUILDING FUND		251,608	328,330	230,735	328,330	1,144,761	248.66 %
INTERNAL TRANSFERS		251,608	328,330	230,735	328,330	1,144,761	248.66 %
2670999	48500-105	251,608	328,330	230,735	328,330	1,144,761	248.66 %

**LAFAYETTE CONSOLIDATED GOVERNMENT
2024 - 2025 ADOPTED BUDGET**

ANNUAL BUDGET FOR REVENUES BY FUND

CODE	REVENUE	ACTUAL FY 22-23	CUR BUDGET FY 23-24	ACTUAL AT 4/30/2024	PROJECTED FY 23-24	ADOPTED FY 24-25	ADOPTED VS CURRENT
FUND 268 CRIMINAL COURT FUND		733,401	610,518	250,293	718,718	718,718	17.72 %
INTERGOVERNMENTAL REVENUES		5,538	5,113	3,088	5,813	5,813	13.69 %
2680999	42521-0 PUBLIC SFTY REINSTATEMENT FEES	5,538	5,113	3,088	5,813	5,813	13.69 %
FINES AND FORFEITS		724,781	604,214	244,949	708,656	708,656	17.29 %
2680999	44100-0 DISTRICT COURT FINES	322,084	348,776	130,553	331,980	331,980	-4.82 %
2680999	44105-0 DISTRICT COURT-CONTEMPT FINES	125,153	125,214	59,242	137,123	137,123	9.51 %
2680999	44110-0 BOND & FEE FORFEITURE-DIST CRT	277,544	130,224	55,154	239,553	239,553	83.95 %
INTEREST EARNINGS		3,082	1,191	2,256	4,249	4,249	256.76 %
2680999	47000-0 INTEREST ON INVESTMENTS	3,082	1,191	2,256	4,249	4,249	256.76 %
FUND 269 COMBINED PUBLIC HEALTH FUND		4,815,112	4,773,676	5,076,416	5,107,839	5,077,056	6.36 %
GENERAL PROPERTY TAXES		4,730,252	4,744,785	5,038,950	5,040,950	5,010,167	5.59 %
2690999	40029-0 COMBINED PUB HEALTH MILLAGE	4,728,596	4,738,964	5,038,950	5,038,950	5,004,346	5.60 %
2690999	40100-0 AD VALOREM TAXES-PY	1,656	5,821	0	2,000	5,821	0.00 %
OTHER TAXES		17,147	10,517	3,284	10,517	10,517	0.00 %
2690999	40450-0 INT ON AD VALOREM TAXES-CY	14,701	7,583	3,284	7,583	7,583	0.00 %
2690999	40460-0 INT ON AD VALOREM TAXES-PY	2,446	2,934	0	2,934	2,934	0.00 %
INTEREST EARNINGS		67,713	18,374	34,182	56,372	56,372	206.80 %
2690999	47000-0 INTEREST ON INVESTMENTS	50,603	18,374	34,182	56,372	56,372	206.80 %
2690999	47050-0 FMV-ADJ TO INVESTMENT	17,110	0	0	0	0	0.00 %
FUND 270 CORONER FUND		1,364,481	1,442,034	640,999	1,442,084	1,952,112	35.37 %
CHARGES FOR SERVICES		452,272	553,954	237,887	466,648	496,858	-10.31 %
2700999	43225-0 DEATH & AUTOPSY FEES	128,068	152,480	75,000	208,730	208,730	36.89 %
2700999	43226-0 DEATH & AUTOPSY FEES-NONLCG	3,750	22,052	19,221	7,971	7,971	-63.85 %
2700999	43240-0 CORONER'S EXAMINATION CERT FEE	227,300	239,760	124,200	207,600	239,760	0.00 %
2700999	43245-0 LABORATORY FEES	15,589	17,237	5,366	12,347	12,347	-28.37 %
2700999	43250-0 CREMATION FEES	53,315	91,425	1,950	1,950	0	-100.00 %
2700999	43255-0 DEATH INVESTIGAT'N-CITY OF LAF	17,400	26,100	8,400	17,450	17,450	-33.14 %
2700999	43257-0 SUIDI FEES	6,850	4,900	3,750	10,600	10,600	116.33 %
FINES AND FORFEITS		77,713	73,711	34,577	77,676	79,067	7.27 %
2700999	44000-0 CITY COURT FINES	57,814	52,834	27,401	58,190	58,190	10.14 %
2700999	44100-0 DISTRICT COURT FINES	19,899	20,877	7,176	19,486	20,877	0.00 %
INTEREST EARNINGS		123	0	293	416	416	0.00 %
2700999	47000-0 INTEREST ON INVESTMENTS	123	0	293	416	416	0.00 %
INTERNAL TRANSFERS		825,697	813,519	367,467	896,069	1,137,628	39.84 %
2700999	48500-105 CONTR FROM PARISH GENERAL FUND	825,697	813,519	367,467	896,069	899,166	10.53 %
2700999	48500-269 CONTR FROM COMB PUBLIC HEALTH	0	0	0	0	238,462	0.00 %
OTHER REVENUES		7,701	0	0	0	0	0.00 %
2700999	49110-0 INSURANCE PROCEEDS	7,701	0	0	0	0	0.00 %
MISCELLANEOUS REVENUES		975	850	775	1,275	238,143	7,916.82 %
2700999	49377-0 OCHSNER LAFAYETTE GENERAL REV	0	0	0	0	95,934	0.00 %
2700999	49378-0 OUR LADY OF LOURDES REV	0	0	0	0	95,934	0.00 %
2700999	49379-0 CRIME VICTIMS REPARATNS BD REV	0	0	0	0	45,000	0.00 %
2700999	49855-0 XEROX COPY REVENUES	975	850	775	1,275	1,275	50.00 %
FUND 271 MOSQUITO ABATEMENT & CONTROL		939,401	1,010,792	1,025,921	1,010,792	689,299	-31.81 %

**LAFAYETTE CONSOLIDATED GOVERNMENT
2024 - 2025 ADOPTED BUDGET**

ANNUAL BUDGET FOR REVENUES BY FUND

<u>CODE</u>	<u>REVENUE</u>	<u>ACTUAL FY 22-23</u>	<u>CUR BUDGET FY 23-24</u>	<u>ACTUAL AT 4/30/2024</u>	<u>PROJECTED FY 23-24</u>	<u>ADOPTED FY 24-25</u>	<u>ADOPTED VS CURRENT</u>
INTEREST EARNINGS		47,973	15,501	30,630	47,409	47,409	205.84 %
2710999	47000-0 INTEREST ON INVESTMENTS	37,852	15,501	30,630	47,409	47,409	205.84 %
2710999	47050-0 FMV-ADJ TO INVESTMENT	10,121	0	0	0	0	0.00 %
INTERNAL TRANSFERS		891,428	995,291	995,291	963,383	641,890	-35.51 %
2710999	48500-269 CONTR FROM COMB PUBLIC HEALTH	891,428	995,291	995,291	963,383	641,890	-35.51 %
FUND 273 STORM WATER MANAGEMENT FUND		3,125,187	2,922,956	3,135,762	3,251,425	3,230,802	10.53 %
GENERAL PROPERTY TAXES		2,818,052	2,824,231	3,003,011	3,003,011	2,982,388	5.60 %
2730999	40034-0 STORM WATER MGMT MILLAGE	2,818,052	2,824,231	3,003,011	3,003,011	2,982,388	5.60 %
OTHER TAXES		8,761	3,774	1,957	3,774	3,774	0.00 %
2730999	40450-0 INT ON AD VALOREM TAXES-CY	8,761	3,774	1,957	3,774	3,774	0.00 %
INTEREST EARNINGS		298,374	94,951	130,794	244,640	244,640	157.65 %
2730999	47000-0 INTEREST ON INVESTMENTS	220,068	94,951	130,794	244,640	244,640	157.65 %
2730999	47050-0 FMV-ADJ TO INVESTMENT	78,306	0	0	0	0	0.00 %
FUND 274 CULTURAL ECONOMY FUND		24,698	7,524	6,088	18,074	18,074	140.22 %
INTEREST EARNINGS		24,698	7,524	6,088	18,074	18,074	140.22 %
2740999	47000-0 INTEREST ON INVESTMENTS	17,894	7,524	6,088	18,074	18,074	140.22 %
2740999	47050-0 FMV-ADJ TO INVESTMENT	6,804	0	0	0	0	0.00 %
FUND 275 PARISHWIDE STRT,DRNAGE,BRDGE FD		2,221,423	37,680	20,493	47,774	47,774	26.79 %
INTEREST EARNINGS		70,770	37,680	20,493	47,774	47,774	26.79 %
2750999	47000-0 INTEREST ON INVESTMENTS	50,163	37,680	20,493	47,774	47,774	26.79 %
2750999	47050-0 FMV-ADJ TO INVESTMENT	20,607	0	0	0	0	0.00 %
INTERNAL TRANSFERS		2,150,553	0	0	0	0	0.00 %
2750999	48500-127 CONTR FROM GRANTS-STATE	2,150,553	0	0	0	0	0.00 %
MISCELLANEOUS REVENUES		100	0	0	0	0	0.00 %
2750999	49801-0 MISC REV-PY ADJUSTMENT	100	0	0	0	0	0.00 %
FUND 276 PARISHWIDE PARKS & REC PROJ FD		24,073	7,261	12,917	22,365	22,365	208.02 %
INTEREST EARNINGS		24,073	7,261	12,917	22,365	22,365	208.02 %
2760999	47000-0 INTEREST ON INVESTMENTS	18,027	7,261	12,917	22,365	22,365	208.02 %
2760999	47050-0 FMV-ADJ TO INVESTMENT	6,046	0	0	0	0	0.00 %
FUND 278 POLICE & FIRE RESILIENCY FUND		377,427	114,510	204,804	352,222	352,222	207.59 %
INTEREST EARNINGS		377,427	114,510	204,804	352,222	352,222	207.59 %
2780999	47000-0 INTEREST ON INVESTMENTS	282,918	114,510	204,804	352,222	352,222	207.59 %
2780999	47050-0 FMV-ADJ TO INVESTMENT	94,509	0	0	0	0	0.00 %
FUND 279 PARISHWIDE FIRE PROTECTION		979,301	1,290,698	1,040,915	1,363,257	1,356,742	5.12 %
GENERAL PROPERTY TAXES		967,213	969,334	1,030,694	1,030,694	1,023,617	5.60 %
2790999	40038-0 FIRE PROTECTION MILLAGE	967,213	969,334	1,030,694	1,030,694	1,023,617	5.60 %
OTHER TAXES		3,007	470	672	470	470	0.00 %
2790999	40450-0 INT ON AD VALOREM TAXES-CY	3,007	470	672	470	470	0.00 %
INTEREST EARNINGS		9,081	1,456	9,549	12,655	12,655	769.16 %
2790999	47000-0 INTEREST ON INVESTMENTS	9,081	1,456	9,549	12,655	12,655	769.16 %

**LAFAYETTE CONSOLIDATED GOVERNMENT
2024 - 2025 ADOPTED BUDGET**

ANNUAL BUDGET FOR REVENUES BY FUND

CODE	REVENUE	ACTUAL FY 22-23	CUR BUDGET FY 23-24	ACTUAL AT 4/30/2024	PROJECTED FY 23-24	ADOPTED FY 24-25	ADOPTED VS CURRENT
INTERNAL TRANSFERS		0	319,438	0	319,438	320,000	0.18 %
2790999	48500-105 CONTR FROM PARISH GENERAL FUND	0	319,438	0	319,438	320,000	0.18 %
FUND 285 CRIMINAL JUSTICE COORD COMM FD		0	0	0	0	150,000	0.00 %
INTERNAL TRANSFERS		0	0	0	0	30,000	0.00 %
2850999	48500-101 CONTR FROM CITY GENERAL FUND	0	0	0	0	15,000	0.00 %
2850999	48500-250 CONTR FROM OPIOID FUND	0	0	0	0	15,000	0.00 %
OTHER REVENUES		0	0	0	0	120,000	0.00 %
2850999	49315-0 LAFAYETTE PARISH SCHOOL BOARD	0	0	0	0	20,000	0.00 %
2850999	49320-0 DISTRICT ATTORNEY	0	0	0	0	20,000	0.00 %
2850999	49382-0 CLERK OF COURT-LAF PARISH	0	0	0	0	20,000	0.00 %
2850999	49386-0 15TH JUDICIAL DISTRICT COURT	0	0	0	0	20,000	0.00 %
2850999	49387-0 LAF PARISH SHERIFF'S OFFICE	0	0	0	0	20,000	0.00 %
2850999	49388-0 LAF PAR PUBLIC DEFENDER'S OFF	0	0	0	0	20,000	0.00 %
FUND 296 BUCHANAN GARAGE FUND		145,290	247,788	94,272	183,541	201,335	-18.75 %
CHARGES FOR SERVICES		104,287	88,579	52,713	106,762	101,762	14.88 %
2960999	43420-0 PARKING GARAGE REV-BUCHANAN	102,485	87,000	52,113	105,000	100,000	14.94 %
2960999	43920-0 CREDIT CARD CONVENIENCE FEES	1,802	1,579	600	1,762	1,762	11.59 %
INTEREST EARNINGS		575	52	405	685	685	1,217.31 %
2960999	47000-0 INTEREST ON INVESTMENTS	575	52	405	685	685	1,217.31 %
INTERNAL TRANSFERS		40,394	159,157	41,154	76,093	98,888	-37.87 %
2960999	48500-105 CONTR FROM PARISH GENERAL FUND	40,394	159,157	41,154	76,093	98,888	-37.87 %
MISCELLANEOUS REVENUES		34	0	0	1	0	0.00 %
2960999	49810-0 CASH SHORT/OVER	34	0	0	1	0	0.00 %
FUND 297 PARKING PROGRAM FUND		875,971	1,137,540	467,914	1,148,003	1,216,864	6.97 %
CHARGES FOR SERVICES		452,353	479,651	200,901	438,338	438,338	-8.61 %
2970999	43410-0 PARKING METER REVENUES	204,568	209,231	89,769	197,148	197,148	-5.77 %
2970999	43415-0 PARKING GARAGE REV-VERMILION	206,531	231,890	90,425	199,852	199,852	-13.82 %
2970999	43920-0 CREDIT CARD CONVENIENCE FEES	41,254	38,530	20,707	41,338	41,338	7.29 %
FINES AND FORFEITS		108,491	162,000	47,654	98,482	105,482	-34.89 %
2970999	44020-0 PARKING FINES-CITY	101,277	150,000	45,215	95,482	95,482	-36.35 %
2970999	44021-0 PARKING FINES-HANDICAP	7,214	12,000	2,439	3,000	10,000	-16.67 %
INTEREST EARNINGS		287	159	228	348	348	118.87 %
2970999	47000-0 INTEREST ON INVESTMENTS	287	159	228	348	348	118.87 %
INTERNAL TRANSFERS		313,409	495,730	215,891	609,800	672,696	35.70 %
2970999	48500-101 CONTR FROM CITY GENERAL FUND	313,409	495,730	215,891	609,800	672,696	35.70 %
MISCELLANEOUS REVENUES		1,431	0	3,240	1,035	0	0.00 %
2970999	49800-0 MISCELLANEOUS REVENUES	19	0	59	11	0	0.00 %
2970999	49801-0 MISC REV-PY ADJUSTMENT	0	0	30	0	0	0.00 %
2970999	49810-0 CASH SHORT/OVER	1,010	0	2,973	906	0	0.00 %
2970999	49820-0 SALES TAX DISCOUNT	402	0	178	118	0	0.00 %
FUND 299 CODES & PERMITS FUND		4,526,619	5,195,007	2,024,517	5,226,560	5,466,910	5.23 %
LICENSES AND PERMITS		3,438,750	3,445,730	1,617,898	3,365,031	3,365,031	-2.34 %
2990999	41070-0 BUILDING PERMITS	2,631,635	2,637,543	1,230,213	2,577,389	2,577,389	-2.28 %

**LAFAYETTE CONSOLIDATED GOVERNMENT
2024 - 2025 ADOPTED BUDGET**

ANNUAL BUDGET FOR REVENUES BY FUND

<u>CODE</u>		<u>REVENUE</u>	<u>ACTUAL FY 22-23</u>	<u>CUR BUDGET FY 23-24</u>	<u>ACTUAL AT 4/30/2024</u>	<u>PROJECTED FY 23-24</u>	<u>ADOPTED FY 24-25</u>	<u>ADOPTED VS CURRENT</u>
2990999	41075-0	PLUMBING PERMITS	212,911	216,550	97,977	205,328	205,328	-5.18 %
2990999	41080-0	ELECTRICAL PERMITS	315,320	314,194	133,046	306,698	306,698	-2.39 %
2990999	41085-0	A/C & HEATING PERMITS	111,578	110,538	50,842	111,670	111,670	1.02 %
2990999	41087-0	A/C & HEATING PERMITS	3,605	3,955	1,320	3,595	3,595	-9.10 %
2990999	41088-0	WIRELESS SMALL CELL-WCF PERMIT	8,751	8,250	2,000	8,001	8,001	-3.02 %
2990999	41510-0	CERTIFICATE OF OCCUPANCY	70,500	68,100	34,700	72,450	72,450	6.39 %
2990999	41525-0	PLUMB ELECT & A/C REG FEES	84,450	86,600	67,800	79,900	79,900	-7.74 %
CHARGES FOR SERVICES			270,143	300,537	122,206	263,726	263,726	-12.25 %
2990999	43000-0	FILING FEES	268,760	299,705	121,470	262,285	262,285	-12.49 %
2990999	43010-0	SALES OF MAPS & PUBLICATIONS	1,383	832	736	1,441	1,441	73.20 %
FINES AND FORFEITS			18,260	59,545	3,670	17,330	17,330	-70.90 %
2990999	44370-0	AAB - FINES	15,025	54,320	2,100	13,750	13,750	-74.69 %
2990999	44375-0	AAB-FEES/ABATEMENT RECOVERY	3,235	5,225	1,570	3,580	3,580	-31.48 %
INTEREST EARNINGS			7,359	2,077	1,891	7,249	7,249	249.01 %
2990999	47000-0	INTEREST ON INVESTMENTS	6,993	2,077	1,891	7,249	7,249	249.01 %
2990999	47050-0	FMV-ADJ TO INVESTMENT	366	0	0	0	0	0.00 %
INTERNAL TRANSFERS			792,318	1,383,972	278,954	1,573,220	1,810,391	30.81 %
2990999	48500-101	CONTR FROM CITY GENERAL FUND	792,318	1,383,972	278,954	1,573,220	1,810,391	30.81 %
OTHER REVENUES			50	3,121	100	100	3,183	1.99 %
2990999	49614-0	CONTRACTOR REIMB OVERTIME	50	3,121	100	100	3,183	1.99 %
MISCELLANEOUS REVENUES			-261	25	-202	-96	0	-100.00 %
2990999	49800-0	MISCELLANEOUS REVENUES	133	0	0	0	0	0.00 %
2990999	49801-0	MISC REV-PY ADJUSTMENT	0	0	107	107	0	0.00 %
2990999	49810-0	CASH SHORT/OVER	-519	0	-359	-378	0	0.00 %
2990999	49835-0	NSF CHARGES	125	25	50	175	0	-100.00 %
FUND 352 SALES TAX BOND SINKING FD-1961			13,866,275	12,956,137	6,428,907	13,813,605	13,355,488	3.08 %
GENERAL SALES AND USE TAXES			13,053,184	12,956,137	6,278,169	13,585,495	13,127,378	1.32 %
3520999	40205-1961	SALES TAX REVENUES-CITY-1961	13,053,184	12,956,137	6,278,169	13,585,495	13,127,378	1.32 %
INTEREST EARNINGS			202,337	147,361	150,738	228,110	228,110	54.80 %
3520999	47000-0	INTEREST ON INVESTMENTS	187,341	147,361	150,738	228,110	228,110	54.80 %
3520999	47050-0	FMV-ADJ TO INVESTMENT	14,996	0	0	0	0	0.00 %
INTERNAL TRANSFERS			610,754	-147,361	0	0	0	-100.00 %
3520999	48500-215	CONTR FROM 61 S T TRUST FUND	0	-147,361	0	0	0	-100.00 %
3520999	48500-353	CONTR FROM 61 S T BOND RES	610,754	0	0	0	0	0.00 %
FUND 353 SALES TAX BOND RESERVE FD-1961			302,439	74,547	178,016	934,592	346,777	365.18 %
INTEREST EARNINGS			302,439	74,547	178,016	295,551	295,551	296.46 %
3530999	47000-0	INTEREST ON INVESTMENTS	236,228	74,547	178,016	295,551	295,551	296.46 %
3530999	47050-0	FMV-ADJ TO INVESTMENT	66,211	0	0	0	0	0.00 %
INTERNAL TRANSFERS			0	0	0	639,041	51,226	0.00 %
3530999	48500-441	CONTR FROM CITY COMBINED BOND	0	0	0	639,041	0	0.00 %
3530999	48500-461	CONTR FROM 1961 SALES TAX CAP	0	0	0	0	51,226	0.00 %
FUND 354 SALES TAX BOND SINKING FD-1985			10,797,913	9,277,594	4,729,909	10,149,145	10,958,529	18.12 %
GENERAL SALES AND USE TAXES			10,071,269	9,168,097	4,606,922	9,967,533	10,396,086	13.39 %
3540999	40205-1985	SALES TAX REVENUES-CITY-1985	10,071,269	9,168,097	4,606,922	9,967,533	10,396,086	13.39 %

**LAFAYETTE CONSOLIDATED GOVERNMENT
2024 - 2025 ADOPTED BUDGET**

ANNUAL BUDGET FOR REVENUES BY FUND

CODE	REVENUE	ACTUAL FY 22-23	CUR BUDGET FY 23-24	ACTUAL AT 4/30/2024	PROJECTED FY 23-24	ADOPTED FY 24-25	ADOPTED VS CURRENT
INTEREST EARNINGS		189,552	109,497	122,987	181,612	181,612	65.86 %
3540999	47000-0 INTEREST ON INVESTMENTS	189,552	109,497	122,987	181,612	181,612	65.86 %
INTERNAL TRANSFERS		537,092	0	0	0	380,831	0.00 %
3540999	48500-355 CONTR FROM 85 S T BOND RES	537,092	0	0	0	380,831	0.00 %
FUND 355 SALES TAX BOND RESERVE FD-1985		-225,871	43,029	127,065	961,362	209,483	386.84 %
INTEREST EARNINGS		311,221	43,029	127,065	209,483	209,483	386.84 %
3550999	47000-0 INTEREST ON INVESTMENTS	150,045	43,029	127,065	209,483	209,483	386.84 %
3550999	47050-0 FMV-ADJ TO INVESTMENT	161,176	0	0	0	0	0.00 %
INTERNAL TRANSFERS		-537,092	0	0	751,879	0	0.00 %
3550999	48500-354 CONTR FROM 85 S T BOND SINK FD	-537,092	0	0	0	0	0.00 %
3550999	48500-441 CONTR FROM CITY COMBINED BOND	0	0	0	751,879	0	0.00 %
FUND 356 CONTINGENCY SINKING FD-PARISH		4,613,163	4,495,492	4,804,188	4,874,450	4,842,084	7.71 %
GENERAL PROPERTY TAXES		4,418,403	4,427,820	4,708,144	4,708,144	4,675,778	5.60 %
3560999	40032-0 DEBT SERVICE MILLAGE	4,418,403	4,427,820	4,708,144	4,708,144	4,675,778	5.60 %
OTHER TAXES		13,737	6,712	3,069	6,712	6,712	0.00 %
3560999	40450-0 INT ON AD VALOREM TAXES-CY	13,737	6,712	3,069	6,712	6,712	0.00 %
INTEREST EARNINGS		181,023	60,960	92,975	159,594	159,594	161.80 %
3560999	47000-0 INTEREST ON INVESTMENTS	132,943	60,960	92,975	159,594	159,594	161.80 %
3560999	47050-0 FMV-ADJ TO INVESTMENT	48,080	0	0	0	0	0.00 %
FUND 357 2011 CITY CERT OF IND SK-HFARM		553,722	536,294	280,899	546,291	553,132	3.14 %
GENERAL SALES AND USE TAXES		539,149	531,812	270,939	531,812	538,653	1.29 %
3570999	40205-1961 SALES TAX REVENUES-CITY-1961	539,149	531,812	270,939	531,812	538,653	1.29 %
INTEREST EARNINGS		14,573	4,482	9,960	14,479	14,479	223.05 %
3570999	47000-0 INTEREST ON INVESTMENTS	10,806	4,482	9,960	14,479	14,479	223.05 %
3570999	47050-0 FMV-ADJ TO INVESTMENT	3,767	0	0	0	0	0.00 %
FUND 358 LIMITED TAX REFUND BDS SK		2,828,355	2,799,707	2,819,972	2,789,739	2,791,321	-0.30 %
INTEREST EARNINGS		36,703	12,568	32,834	39,579	39,579	214.92 %
3580999	47000-0 INTEREST ON INVESTMENTS	31,477	12,568	32,834	39,579	39,579	214.92 %
3580999	47050-0 FMV-ADJ TO INVESTMENT	5,226	0	0	0	0	0.00 %
INTERNAL TRANSFERS		2,791,652	2,787,139	2,787,138	2,750,160	2,751,742	-1.27 %
3580999	48500-101 CONTR FROM CITY GENERAL FUND	2,791,652	2,787,139	2,787,138	2,750,160	2,751,742	-1.27 %
FUND 401 SALES TAX CAP IMPROV-CITY		58,376,210	53,017,918	19,426,261	0	0	-100.00 %
GENERAL SALES AND USE TAXES		43,692,227	42,950,238	16,505,347	0	0	-100.00 %
4010999	40205-1961 SALES TAX REVENUES-CITY-1961	23,558,136	22,357,673	8,695,316	0	0	-100.00 %
4010999	40205-1985 SALES TAX REVENUES-CITY-1985	20,134,091	20,592,565	7,810,031	0	0	-100.00 %
CHARGES FOR SERVICES		2,085	3,949	3,200	0	0	-100.00 %
4010999	43012-0 LCG STD SPECS MANUAL FEES	2,085	3,949	3,200	0	0	-100.00 %
INTEREST EARNINGS		3,247,785	919,609	1,830,631	0	0	-100.00 %
4010999	47000-0 INTEREST ON INVESTMENTS	2,502,067	919,609	1,830,631	0	0	-100.00 %
4010999	47050-0 FMV-ADJ TO INVESTMENT	745,718	0	0	0	0	0.00 %
INTERNAL TRANSFERS		11,230,281	9,133,173	1,084,295	0	0	-100.00 %

**LAFAYETTE CONSOLIDATED GOVERNMENT
2024 - 2025 ADOPTED BUDGET**

ANNUAL BUDGET FOR REVENUES BY FUND

<u>CODE</u>	<u>REVENUE</u>	<u>ACTUAL FY 22-23</u>	<u>CUR BUDGET FY 23-24</u>	<u>ACTUAL AT 4/30/2024</u>	<u>PROJECTED FY 23-24</u>	<u>ADOPTED FY 24-25</u>	<u>ADOPTED VS CURRENT</u>
4010999	48500-101 CONTR FROM CITY GENERAL FUND	8,538,452	6,583,201	0	0	0	-100.00 %
4010999	48500-105 CONTR FROM PARISH GENERAL FUND	50,933	958,736	354,747	0	0	-100.00 %
4010999	48500-127 CONTR FROM GRANTS-STATE	304,450	0	0	0	0	0.00 %
4010999	48500-128 CONTR FROM GRANTS-OTHER	0	-20,161	0	0	0	-100.00 %
4010999	48500-215 CONTR FROM 61 S T TRUST FUND	89,106	261,977	130,417	0	0	-100.00 %
4010999	48500-222 CONTR FROM 85 S T TRUST FUND	79,717	185,638	125,813	0	0	-100.00 %
4010999	48500-260 CONTR FROM ROAD & BRIDGE MAINT CONTR FROM DRAINAGE MAINT	464,498	581,891	236,659	0	0	-100.00 %
4010999	48500-261 FUND	464,498	581,891	236,659	0	0	-100.00 %
4010999	48500-352 CONTR FROM 61 S T BOND SINK FD	687,599	0	0	0	0	0.00 %
4010999	48500-354 CONTR FROM 85 S T BOND SINK FD	551,028	0	0	0	0	0.00 %
OTHER REVENUES		0	10,949	2,738	0	0	-100.00 %
4010999	49325-0 STATE OF LA-DOTD COMMUNITY FOUNDATN OF	0	10,950	2,738	0	0	-100.00 %
4010999	49607-0 ACADIANA	0	-1	0	0	0	-100.00 %
MISCELLANEOUS REVENUES		203,832	0	50	0	0	0.00 %
4010999	49800-0 MISCELLANEOUS REVENUES	0	0	50	0	0	0.00 %
4010999	49900-0 AUCTION PROCEEDS	169,261	0	0	0	0	0.00 %
4010999	49902-0 AUCTION PROCEEDS-ON-LINE	34,571	0	0	0	0	0.00 %
FUND 461 1961 SALES TAX CAP IMPROV-CITY		0	0	0	30,251,292	27,120,942	0.00 %
GENERAL SALES AND USE TAXES		0	0	0	22,665,129	23,113,969	0.00 %
4610999	40205-1961 SALES TAX REVENUES-CITY-1961	0	0	0	22,662,693	23,113,969	0.00 %
4610999	43012-0 LCG STD SPECS MANUAL FEES	0	0	0	2,436	0	0.00 %
INTEREST EARNINGS		0	0	0	1,701,353	1,701,353	0.00 %
4610999	47000-0 INTEREST ON INVESTMENTS	0	0	0	1,701,353	1,701,353	0.00 %
INTERNAL TRANSFERS		0	0	0	5,884,810	2,305,620	0.00 %
4610999	48500-101 CONTR FROM CITY GENERAL FUND	0	0	0	3,548,346	0	0.00 %
4610999	48500-105 CONTR FROM PARISH GENERAL FUND	0	0	0	516,759	49,516	0.00 %
4610999	48500-128 CONTR FROM GRANTS-OTHER	0	0	0	-10,867	0	0.00 %
4610999	48500-215 CONTR FROM 61 S T TRUST FUND	0	0	0	666,790	666,790	0.00 %
4610999	48500-260 CONTR FROM ROAD & BRIDGE MAINT CONTR FROM DRAINAGE MAINT	0	0	0	581,891	794,657	0.00 %
4610999	48500-261 FUND	0	0	0	581,891	794,657	0.00 %
FUND 485 1985 SALES TAX CAP IMPROV-CITY		0	0	0	25,476,236	22,890,791	0.00 %
GENERAL SALES AND USE TAXES		0	0	0	20,033,505	19,604,952	0.00 %
4850999	40205-1985 SALES TAX REVENUES-CITY-1985	0	0	0	20,033,505	19,604,952	0.00 %
CHARGES FOR SERVICES		0	0	0	2,061	4,470	0.00 %
4850999	43012-0 LCG STD SPECS MANUAL FEES	0	0	0	2,061	4,470	0.00 %
INTEREST EARNINGS		0	0	0	1,455,147	1,455,146	0.00 %
4850999	47000-0 INTEREST ON INVESTMENTS	0	0	0	1,455,147	1,455,146	0.00 %
INTERNAL TRANSFERS		0	0	0	3,974,573	1,826,223	0.00 %
4850999	48500-101 CONTR FROM CITY GENERAL FUND	0	0	0	3,034,856	0	0.00 %
4850999	48500-105 CONTR FROM PARISH GENERAL FUND	0	0	0	441,978	938,358	0.00 %
4850999	48500-128 CONTR FROM GRANTS-OTHER	0	0	0	-9,295	0	0.00 %
4850999	48500-222 CONTR FROM 85 S T TRUST FUND	0	0	0	507,034	507,034	0.00 %
4850999	48500-354 CONTR FROM 85 S T BOND SINK FD	0	0	0	0	380,831	0.00 %
OTHER REVENUES		0	0	0	10,950	0	0.00 %

**LAFAYETTE CONSOLIDATED GOVERNMENT
2024 - 2025 ADOPTED BUDGET**

ANNUAL BUDGET FOR REVENUES BY FUND

CODE	REVENUE	ACTUAL	CUR BUDGET	ACTUAL AT	PROJECTED	ADOPTED	ADOPTED VS	
		FY 22-23	FY 23-24	4/30/2024	FY 23-24	FY 24-25	CURRENT	
4850999	49325-0	STATE OF LA-DOTD	0	0	0	10,950	0	0.00 %
FUND 502 UTILITIES SYSTEM FUND		269,649,807	336,824,334	118,285,750	347,019,729	283,415,356	-15.86 %	
INTERGOVERNMENTAL REVENUES		2,005,604	14,019,991	1,054,753	14,019,991	0	-100.00 %	
5020999	42331-0	LA GRANT-WATER SECTOR PRGM-218	1,126,814	888,157	502,027	888,157	0	-100.00 %
5020999	42332-0	LA GRANT-WATER SECTOR PRGM-335	320,972	4,059,130	364,288	4,059,130	0	-100.00 %
5020999	42333-0	LA GRANT-WATER SECTOR PRGM-495	366,269	1,151,631	114,962	1,151,631	0	-100.00 %
5020999	42334-0	LA GRANT-WATER SECTOR PRGM-500	191,549	1,225,113	73,476	1,225,113	0	-100.00 %
5020999	42336-0	LA GRANT-WATER SECTOR PRGM-668	0	6,612,960	0	6,612,960	0	-100.00 %
5020999	42337-0	LDEQ GRANT-EV CHARGERS LDEQ GRANT-EV CHARGERS	0	83,000	0	83,000	0	-100.00 %
ELECTRIC RETAIL SALES		195,197,790	195,713,325	77,974,974	195,713,325	198,945,159	1.65 %	
5020999	46100-0	ELECTRIC RETAIL SALES	104,240,922	107,404,818	44,932,407	107,404,818	111,055,358	3.40 %
5020999	46105-0	ELECTRIC RETAIL FUEL ADJ.	90,956,868	88,308,507	33,042,567	88,308,507	87,889,801	-0.47 %
ELECTRIC WHOLESALE SALES		159,543	175,000	78,178	175,000	175,000	0.00 %	
5020999	46110-0	ELECTRIC WHOLESALE SALES	159,543	175,000	78,178	175,000	175,000	0.00 %
WATER SALES		25,167,541	26,046,487	12,691,591	34,139,080	29,362,198	12.73 %	
5020999	46200-0	WATER RETAIL SALES	17,154,256	26,046,487	8,756,902	26,046,487	29,362,198	12.73 %
5020999	46210-0	WATER WHOLESALE SALES	7,924,605	0	3,900,099	8,006,223	0	0.00 %
5020999	46220-0	WATER TAPPING FEES	88,680	0	34,590	86,370	0	0.00 %
WASTEWATER SALES		35,012,172	37,133,299	19,351,094	36,264,648	40,630,961	9.42 %	
5020999	46300-0	WASTEWATER SALES	35,012,172	37,133,299	19,351,094	36,264,648	40,630,961	9.42 %
INTEREST EARNINGS		6,552,926	4,421,535	4,598,444	7,839,724	5,055,356	14.33 %	
5020999	47000-0	INTEREST ON INVESTMENTS	5,750,856	3,673,557	4,278,510	7,056,490	4,474,259	21.80 %
5020999	47010-0	INTEREST REV-SEWER DIST	13	0	0	13	0	0.00 %
5020999	47040-0	INTEREST REVENUES ON LOANS	758,938	639,868	319,934	740,102	581,097	-9.18 %
5020999	47045-0	INTEREST REVENUE ON LEASES	43,119	108,110	0	43,119	0	-100.00 %
INTERNAL TRANSFERS		53,852	39,304	0	39,304	0	-100.00 %	
5020999	48500-162	CONTR FROM CDBG	53,852	39,304	0	39,304	0	-100.00 %
OTHER REVENUES		3,205,178	4,800,000	1,393,021	4,960,267	4,800,000	0.00 %	
5020999	46115-0	OTHER ELECTRIC REVENUES	3,068,266	4,800,000	1,454,363	4,800,000	4,800,000	0.00 %
5020999	46814-0	WATER CONTRIB AID OF CONST	30,188	0	0	30,188	0	0.00 %
5020999	49036-0	RENTAL INCOME	3,953	0	3,953	3,953	0	0.00 %
5020999	49040-0	LEASE REVENUE	186,990	0	0	186,990	0	0.00 %
5020999	49115-0	GAIN/LOSS ON DISPOSAL OF PROP	-701,139	0	-65,295	-60,864	0	0.00 %
5020999	49338-0	CONTR FROM OTHER ENTITIES	616,920	0	0	0	0	0.00 %
MISCELLANEOUS REVENUES		2,084,216	54,124,393	571,900	53,658,457	3,580,682	-93.38 %	
5020999	49800-0	MISCELLANEOUS REVENUES	825	0	0	0	0	0.00 %
5020999	49801-0	MISC REV-PY ADJUSTMENT	-15,819	0	-388	-448	0	0.00 %
5020999	49810-0	CASH SHORT/OVER	0	0	4	0	0	0.00 %
5020999	49840-0	BILLING FOR SERVICES	1,387,743	1,700,000	555,475	1,226,090	1,700,000	0.00 %
5020999	49950-2301	PROCEEDS FR BOND SALE-LUS 2023	0	50,000,000	0	50,000,000	0	-100.00 %
5020999	49951-2301	PRO FR BOND SALE-PREM LUS 2023	0	616,045	0	616,045	0	-100.00 %
5020999	49960-0	PROCEEDS FROM LOAN	0	1,808,348	0	1,808,348	1,880,682	4.00 %
5020999	49962-0	MISC NON-OPER REVENUE	711,467	0	16,809	8,422	0	0.00 %
LUS/LPPA/COMM A&G		210,985	351,000	571,795	209,933	866,000	146.72 %	
5020999	49305-0	PUBLIC WORKS CONTR ON EXPENSES	0	0	500,000	0	515,000	0.00 %
5020999	49306-0	CMCN SYSTEMS CONTR ON EXPENSES	210,985	351,000	71,795	209,933	351,000	0.00 %

**LAFAYETTE CONSOLIDATED GOVERNMENT
2024 - 2025 ADOPTED BUDGET**

ANNUAL BUDGET FOR REVENUES BY FUND

CODE	REVENUE	ACTUAL FY 22-23	CUR BUDGET FY 23-24	ACTUAL AT 4/30/2024	PROJECTED FY 23-24	ADOPTED FY 24-25	ADOPTED VS CURRENT
FUND 532 COMMUNICATIONS SYSTEM FUND		56,762,883	77,395,889	23,625,644	67,058,569	54,760,000	-29.25 %
INTERGOVERNMENTAL REVENUES		9,962,652	20,876,318	0	15,189,671	0	-100.00 %
5320999	42101-0 EDA-ACADIANA FIBER INFRA GRANT	2,090,652	154,882	0	3,693,968	0	-100.00 %
5320999	42102-0 NTIA-EVANGELINE FIBER GRANT	7,294,304	12,494,212	0	10,918,007	0	-100.00 %
5320999	42103-0 EDA-JENNINGS FIBER INFRA GRANT	6,128	2,462,340	0	6,128	0	-100.00 %
5320999	42104-0 GUMBO-VERMILLION INFRA GRANT	537,841	3,369,345	0	537,841	0	-100.00 %
5320999	42105-0 GUMBO-ACADIA INFRA GRANT	33,727	1,440,451	0	33,727	0	-100.00 %
5320999	42106-0 GUMBO-IBERIA INFRA GRANT	0	794,488	0	0	0	-100.00 %
5320999	42107-0 GUMBO-EVANGELINE INFRA GRANT	0	160,600	0	0	0	-100.00 %
COMMUNICATION SALES		43,211,247	47,700,000	21,775,550	42,833,863	50,700,000	6.29 %
5320999	46500-0 COMMUNICATION RETAIL SALES	43,211,247	47,700,000	21,775,550	42,833,863	50,700,000	6.29 %
COMMUNICATION WHOLESALE SALES		2,491,354	3,000,000	1,317,106	2,549,614	3,000,000	0.00 %
5320999	46510-0 COMMUNICATION WHOLESALE SALES	2,491,354	3,000,000	1,317,106	2,549,614	3,000,000	0.00 %
INTEREST EARNINGS		959,493	413,933	432,731	998,296	1,000,000	141.58 %
5320999	47000-0 INTEREST ON INVESTMENTS	952,001	413,933	432,731	990,804	1,000,000	141.58 %
5320999	47045-0 INTEREST REVENUE ON LEASES	7,492	0	0	7,492	0	0.00 %
OTHER REVENUES		130,117	5,405,638	48,860	5,434,625	60,000	-98.89 %
5320999	46515-0 ADVERTISING SALES	62,803	100,000	50,193	61,179	60,000	-40.00 %
5320999	49040-0 LEASE REVENUE	70,678	0	0	70,678	0	0.00 %
5320999	49115-0 GAIN/LOSS ON DISPOSAL OF PROP	-67,583	0	-1,333	-67,089	0	0.00 %
5320999	49338-0 CONTR FROM OTHER ENTITIES	87,379	0	0	87,379	0	0.00 %
5320999	49350-0 FEMA REIMBURSEMENT	-23,160	0	0	-23,160	0	0.00 %
5320999	49365-0 NTIA-EVANGELINE CONTR IN-KIND	0	510,000	0	510,000	0	-100.00 %
5320999	49366-0 EDA-JENNINGS GRANT CONTR	0	617,500	0	617,500	0	-100.00 %
5320999	49367-0 GUMBO-VERMILLION GRANT CONTR	0	2,220,905	0	2,220,905	0	-100.00 %
5320999	49368-0 GUMBO-ACADIA GRANT CONTR	0	1,638,604	0	1,638,604	0	-100.00 %
5320999	49369-0 GUMBO-IBERIA GRANT CONTR	0	264,829	0	264,829	0	-100.00 %
5320999	49385-0 GUMBO-EVANGELINE GRANT CONTR	0	53,800	0	53,800	0	-100.00 %
MISCELLANEOUS REVENUES		8,020	0	51,397	52,500	0	0.00 %
5320999	49801-0 MISC REV-PY ADJUSTMENT	1,085	0	-62	-62	0	0.00 %
5320999	49840-0 BILLING FOR SERVICES	6,726	0	50,860	51,736	0	0.00 %
5320999	49962-0 MISC NON-OPER REVENUE	209	0	599	826	0	0.00 %
FUND 550 ENVIRONMENTAL SERVICES FUND		20,860,881	19,494,728	9,412,403	19,623,315	20,023,186	2.71 %
LICENSES AND PERMITS		1,029,065	1,140,000	450,793	1,036,800	1,060,560	-6.97 %
5500999	41065-0 SOLID WASTE REMITTANCE FEES	1,029,065	1,140,000	450,793	1,036,800	1,060,560	-6.97 %
CHARGES FOR SERVICES		19,342,128	17,969,805	8,496,611	18,042,805	18,431,605	2.57 %
5500999	43032-0 COURT COST-LITTER FINES	705	1,105	0	1,105	1,105	0.00 %
5500999	43065-0 OTHER-LITTER PROGRAM ADMIN FEE	0	100	0	100	100	0.00 %
5500999	43505-0 REFUSE COLLECTION CHARGES	18,200,229	16,833,600	8,260,453	17,001,600	17,390,400	3.31 %
5500999	43510-0 GRASS CUTTING CHARGES	927,120	800,000	129,418	800,000	800,000	0.00 %
5500999	43515-0 COMPOST DISPOSAL CHARGES	214,074	330,000	106,740	240,000	240,000	-27.27 %
5500999	43520-0 SALE OF COMPOST	0	5,000	0	0	0	-100.00 %
FINES AND FORFEITS		40,710	3,000	2,750	5,225	5,225	74.17 %
5500999	44320-0 SOLID WASTE CONTAINER FINES	250	0	0	225	225	0.00 %
5500999	44322-0 SOLID WASTE COLLECTOR FINES	40,400	3,000	2,750	5,000	5,000	66.67 %
5500999	44323-0 RECYCLING COLLECTOR FINES	60	0	0	0	0	0.00 %
INTEREST EARNINGS		192,603	52,281	127,952	200,796	200,796	284.07 %
5500999	47000-0 INTEREST ON INVESTMENTS	147,401	52,281	127,952	200,796	200,796	284.07 %

**LAFAYETTE CONSOLIDATED GOVERNMENT
2024 - 2025 ADOPTED BUDGET**

ANNUAL BUDGET FOR REVENUES BY FUND

CODE	REVENUE	ACTUAL	CUR BUDGET	ACTUAL AT	PROJECTED	ADOPTED	ADOPTED VS
		FY 22-23	FY 23-24	4/30/2024	FY 23-24	FY 24-25	CURRENT
5500999	47050-0	45,202	0	0	0	0	0.00 %
OTHER REVENUES		-366,145	329,642	326,250	329,642	325,000	-1.41 %
5500999	49115-0	-459,982	0	0	0	0	0.00 %
5500999	49338-0	19,937	3,392	0	3,392	0	-100.00 %
5500999	49620-0	150	250,000	250,000	250,000	250,000	0.00 %
5500999	49621-0	60,000	50,000	50,000	50,000	50,000	0.00 %
5500999	49623-0	13,750	26,250	26,250	26,250	25,000	-4.76 %
MISCELLANEOUS REVENUES		622,520	0	8,047	8,047	0	0.00 %
5500999	49800-0	550,276	0	0	0	0	0.00 %
5500999	49801-0	0	0	8,047	8,047	0	0.00 %
5500999	49810-0	3	0	0	0	0	0.00 %
5500999	49900-0	4,219	0	0	0	0	0.00 %
5500999	49902-0	68,022	0	0	0	0	0.00 %
FUND 551 CNG SERVICE STATION FUND		354,643	401,863	109,606	238,170	238,158	-40.74 %
CHARGES FOR SERVICES		46,346	69,404	9,200	52,292	52,292	-24.66 %
5510999	43915-0	46,346	69,404	9,200	52,292	52,292	-24.66 %
INTEREST EARNINGS		26,382	7,391	15,572	26,298	26,298	255.81 %
5510999	47000-0	20,714	7,391	15,572	26,298	26,298	255.81 %
5510999	47050-0	5,668	0	0	0	0	0.00 %
MISCELLANEOUS REVENUES		281,915	325,068	84,834	159,580	159,568	-50.91 %
5510999	49821-0	86	90	19	12	0	-100.00 %
5510999	49840-0	281,829	324,978	84,815	159,568	159,568	-50.90 %
FUND 605 UNEMPLOYMENT COMPENSATION FUND		11,582	89,000	11,025	89,000	89,000	0.00 %
INTERNAL TRANSFERS		11,582	89,000	11,025	89,000	89,000	0.00 %
6050999	48500-101	11,025	65,000	11,025	65,000	65,000	0.00 %
6050999	48500-502	557	18,000	0	18,000	18,000	0.00 %
6050999	48500-532	0	6,000	0	6,000	6,000	0.00 %
FUND 702 CENTRAL VEHICLE MAINTENANCE FD		10,217,092	9,290,345	5,802,638	9,474,825	9,460,655	1.83 %
LICENSES AND PERMITS		620	1,980	180	570	1,980	0.00 %
7020999	41020-0	620	1,980	180	570	1,980	0.00 %
INTEREST EARNINGS		34,355	7,534	15,418	32,284	32,284	328.51 %
7020999	47000-0	27,000	7,534	15,418	32,284	32,284	328.51 %
7020999	47050-0	7,355	0	0	0	0	0.00 %
OTHER REVENUES		564,652	0	1,456,936	6,294	0	0.00 %
7020999	49115-0	564,652	0	1,456,936	6,294	0	0.00 %
MISCELLANEOUS REVENUES		9,617,465	9,280,831	4,330,104	9,435,677	9,426,391	1.57 %
7020999	49800-0	9,295	0	1,546	1,042	0	0.00 %
7020999	49801-0	2,468	0	8,244	8,244	0	0.00 %
7020999	49840-0	9,602,914	9,280,831	4,320,314	9,426,391	9,426,391	1.57 %
7020999	49900-0	2,744	0	0	0	0	0.00 %
7020999	49902-0	44	0	0	0	0	0.00 %
FUND 607 GROUP HOSPITALIZATION FUND		29,887,590	26,599,239	22,942,890	28,068,447	31,588,070	18.76 %
CHARGES FOR SERVICES		22,584,406	21,889,529	20,115,866	21,889,529	21,631,995	-1.18 %
6070999	43100-0	20,664,969	19,620,317	19,111,985	19,620,317	19,323,728	-1.51 %

**LAFAYETTE CONSOLIDATED GOVERNMENT
2024 - 2025 ADOPTED BUDGET**

ANNUAL BUDGET FOR REVENUES BY FUND

<u>CODE</u>		<u>REVENUE</u>	<u>ACTUAL FY 22-23</u>	<u>CUR BUDGET FY 23-24</u>	<u>ACTUAL AT 4/30/2024</u>	<u>PROJECTED FY 23-24</u>	<u>ADOPTED FY 24-25</u>	<u>ADOPTED VS CURRENT</u>
6070999	43105-0	RETIREES & CONTRACTUAL CONTR	1,296,844	1,435,938	610,143	1,435,938	1,430,905	-0.35 %
6070999	43110-0	LIFE INSURANCE CONTRIBUTIONS	622,593	833,274	393,738	833,274	877,362	5.29 %
INTEREST EARNINGS			1,424,123	85,290	951,464	1,452,780	985,000	1,054.88 %
6070999	47000-0	INTEREST ON INVESTMENTS	1,133,243	85,290	951,464	1,452,780	985,000	1,054.88 %
6070999	47050-0	FMV-ADJ TO INVESTMENT	290,880	0	0	0	0	0.00 %
OTHER REVENUES			3,807,399	4,594,420	1,768,197	4,594,420	4,518,006	-1.66 %
6070999	49618-0	EMPLOYEE CONTRIBUTIONS	3,807,399	4,594,420	1,768,197	4,594,420	4,518,006	-1.66 %
MISCELLANEOUS REVENUES			2,071,662	30,000	107,363	131,718	4,453,069	4,743.56 %
6070999	49800-0	MISCELLANEOUS REVENUES	5	0	6	6	0	0.00 %
6070999	49801-0	MISC REV-PY ADJUSTMENT	3,250	0	0	0	0	0.00 %
6070999	49888-0	SUBROGATION-MEDICAL	0	30,000	0	30,000	30,000	0.00 %
6070999	49895-0	STOP LOSS RECOVERY	2,068,407	0	107,357	101,712	0	0.00 %
6070999	49897-0	PRESCRIPTION REBATES	0	0	0	0	4,423,069	0.00 %
FUND 614 RISK MGMT FD-GENERAL GOV'T			11,531,316	11,230,600	5,134,641	13,139,087	14,318,164	27.49 %
CHARGES FOR SERVICES			10,929,356	11,165,451	4,974,055	12,972,082	14,215,164	27.31 %
6140999	43080-0	LOSS ACCOUNTS-GENERAL GOV'T	5,628,665	3,978,796	0	5,458,658	7,672,259	92.83 %
6140999	43081-0	LOSS ACCOUNTS-UTILITIES FUND	1,009,314	480,793	0	798,467	1,151,273	139.45 %
6140999	43082-0	LOSS ACCOUNTS-COMM. FUND	675	0	0	9,095	66,601	0.00 %
6140999	43090-0	PREMIUMS-GENERAL GOV'T	2,458,256	3,684,936	2,781,574	3,684,936	3,041,746	-17.45 %
6140999	43091-0	PREMIUMS-UTILITY SYSTEM	1,751,369	2,884,541	2,096,290	2,884,541	2,185,252	-24.24 %
6140999	43092-0	PREMIUMS-COMMUNICATIONS SYSTEM	81,077	136,385	96,191	136,385	98,033	-28.12 %
INTEREST EARNINGS			90,860	25,149	21,000	53,504	63,000	150.51 %
6140999	47000-0	INTEREST ON INVESTMENTS	34,986	25,149	21,000	53,504	63,000	150.51 %
6140999	47050-0	FMV-ADJ TO INVESTMENT	55,874	0	0	0	0	0.00 %
MISCELLANEOUS REVENUES			511,100	40,000	139,586	113,501	40,000	0.00 %
6140999	49800-0	MISCELLANEOUS REVENUES	0	0	250	0	0	0.00 %
6140999	49879-0	SUBROGATION	0	40,000	0	40,000	40,000	0.00 %
6140999	49880-0	SUBROGATION-WORKERS COMP	1,270	0	0	0	0	0.00 %
6140999	49882-0	SUBROGATION-FIRE/EXT COVERAGE	204,118	0	26,420	10,219	0	0.00 %
6140999	49884-0	SUBROGATION-GENERAL LIABILITY	20,272	0	0	0	0	0.00 %
6140999	49886-0	SUBROGATION-FLEET COLLISION	285,340	0	112,916	63,282	0	0.00 %
6140999	49887-0	SUBROGATION-AUTO LIABILITY	100	0	0	0	0	0.00 %
FUND 650 AMERICAN RESCUE PLAN/21-CITY			7,128,912	30,756,630	0	0	0	-100.00 %
INTERGOVERNMENTAL REVENUES			7,128,912	30,756,630	0	0	0	-100.00 %
6500999	42000-0	PUBLIC SAFETY FEDERAL GRANTS	7,128,912	30,756,630	0	0	0	-100.00 %
FUND 651 AMERICAN RESCUE PLAN/21-PARISH			19,194,996	30,468,553	0	0	0	-100.00 %
INTERGOVERNMENTAL REVENUES			19,193,236	30,468,553	0	0	0	-100.00 %
6510999	42000-0	PUBLIC SAFETY FEDERAL GRANTS	19,193,236	30,468,553	0	0	0	-100.00 %
INTERNAL TRANSFERS			1,760	0	0	0	0	0.00 %
6510999	48500-105	CONTR FROM PARISH GENERAL FUND	1,760	0	0	0	0	0.00 %
GRAND TOTAL REVENUES			792,003,014	934,818,587	383,527,791	900,597,901	746,588,529	-20.14 %



ELECTED OFFICIALS-LEGISLATIVE/JUDICIAL/OTHER

Lafayette Councils effective January 6, 2020, the Lafayette City-Parish Council was replaced by two separate councils consisting of five members each, those being the:

- Lafayette City Council – The Lafayette City Council serves as the governing authority of the City of Lafayette.
 - Lafayette Parish Council – The Lafayette Parish Council serves as the governing authority for the Parish of Lafayette.
- The City Council and the Parish Council, jointly, serve as the governing authority for Lafayette City-Parish Consolidated Government. Each Council member is elected for a four-year term. Council members serve as the voice of their constituents and, along with the Mayor-President, provide leadership and direction through the legislative process to the various departments of the Consolidated Government.

Statistical Information:

DESCRIPTION	FY 2021-22	FY 2022-23	FY 2023-24 ESTIMATED	FY 2024-25 PROJECTED
Number of Council Meetings Held	68	69	72	70
Number of Ordinances & Resolutions	456	439	400	431

Justice of the Peace and Constables are independently elected officials serving six-year terms. Justices of the Peace have limited judicial authority over both civil and criminal matters. Constables are executive officials that execute processes issued by Justices of the Peace such as evictions and garnishments.

City Court has jurisdiction to hear cases that deal with the City of Lafayette municipal ordinances, traffic violations, parking violations, and cases where the amount disputed or value of the property involved does not exceed \$15,000.

City Marshal is an independently elected official serving six-year terms. The Marshal serves as the executive officer of the City Court. He executes orders and mandates of the court, makes arrests, and preserves the peace. He serves notices and summonses and executes arrest warrants issued by the court.

15th Judicial District Court has original jurisdiction over all civil and criminal matters and is the exclusive original jurisdiction of felony cases and most cases involving property.

District Attorney is an independently elected official serving six-year terms. The District Attorney prosecutes criminal cases for the parishes of Acadia, Lafayette, and Vermilion, which make up the 15th Judicial District. State statutes require the Lafayette Parish General Fund to provide funding in whole or in part for District Attorney operations within its parish borders.

Adult Correctional Center is operated by the Sheriff of the Parish of Lafayette in accordance with Louisiana state statutes. The Sheriff provides for the secure custody of all persons incarcerated. The budget of the Adult Correctional Center includes costs associated with the feeding, housing, and medical needs of inmates during incarceration.

Registrar of Voters Office is responsible for the registration of voters and for the administration and enforcement of the laws and regulations of the Secretary of State related to the registration of such voters.

Coroner’s Office provides a broad and varied spectrum of technical and legal services to all of Lafayette Parish. It includes mental health, sexual assault cases, autopsies, and death investigations. The findings of the Coroner’s Office can be admissible as court evidence. Other than approval of its budget through Lafayette Consolidated Government, the Coroner’s Office is an autonomous Parish governing authority and is overseen by the Coroner, an independently elected official who serves four-year terms.



**LAFAYETTE CONSOLIDATED GOVERNMENT
2024 - 2025 ADOPTED BUDGET
ANNUAL BUDGET BY DEPARTMENT**

EO-LEGISLATIVE/JUDICIAL/OTHER RECAP

	Actual FY 22/23	Cur Budget FY 23/24	Actual At FY 23/24	Projected FY 23/24	Adopted FY 24/25	Adopted vs. Current
Expenditures by Type						
PERSONNEL SALARIES	5,815,618	6,261,658	2,750,637	6,262,758	7,153,825	14.25 %
EMPLOYEE BENEFITS	1,494,479	1,432,334	1,151,932	1,432,334	1,517,674	5.96 %
RETIREMENT SYSTEM	1,049,407	1,106,524	516,001	1,106,524	1,274,203	15.15 %
RETIREE HEALTH INS	19,858	23,251	14,868	23,251	59,399	155.47 %
ACCRUED SICK/ANNUAL	42	217,913	129,563	217,913	11,035	-94.94 %
PURCHASED SERVICES	8,390,214	9,686,351	3,812,709	9,795,875	9,877,398	1.97 %
MATERIALS & SUPPLIES	488,473	475,816	181,181	476,892	545,404	14.62 %
EXTERNAL APPROPRIATIONS	2,795,157	2,888,734	1,551,930	2,888,734	3,204,062	10.92 %
UNINSURED LOSSES	37,058	7,691	-	16,676	35,136	356.85 %
MISCELLANEOUS EXPENSE	195,447	284,422	208,654	284,422	225,492	-20.72 %
CAPITAL OUTLAY	1,115,645	4,142,951	98,599	4,142,952	851,865	-79.44 %
RESERVES	-	58,000	-	58,000	-	-100.00 %
RESERVE CAPITAL	-	129,919	-	129,919	-	-100.00 %
RESERVE FUTURE DEBT	-	5,504,797	-	5,504,798	5,495,798	-0.16 %
Total Expenditures	21,401,398	32,220,361	10,416,074	32,341,048	30,251,291	-6.11 %

**LAFAYETTE CONSOLIDATED GOVERNMENT
2024 - 2025 ADOPTED BUDGET
ANNUAL BUDGET BY DEPARTMENT**

EO-LEGISLATIVE/JUDICIAL/OTHER

CODE	EXPENDITURE	ACTUAL	CUR BUDGET	ACTUAL AT	PROJECTED	ADOPTED	ADOPTED VS
		FY 22-23	FY 23-24	4/30/2024	FY 23-24	FY 24-25	CURRENT
EO-COUNCIL OFFICE		1,576,788	7,411,960	735,869	7,526,543	7,286,847	-1.69 %
1100 EO-COUNCIL OFFICE ADMIN		953,101	6,455,684	434,793	6,533,567	6,559,758	1.61 %
1011100	50000-0 PERSONNEL SALARIES	472,003	474,921	215,253	474,921	484,418	2.00 %
1011100	50400-0 GROUP HEALTH INSURANCE	46,555	43,862	43,862	43,862	38,332	-12.61 %
1011100	50415-0 GROUP LIFE INSURANCE	1,764	2,239	1,188	2,239	2,261	0.98 %
1011100	50430-0 WORKERS COMP INSURANCE	2,442	2,566	2,566	2,566	2,617	1.99 %
1011100	50500-0 RETIREMENT/MEDICARE TAX	125,886	121,665	55,127	121,665	118,986	-2.20 %
TOTAL PERSONNEL COSTS		648,650	645,253	317,996	645,253	646,614	0.21 %
1011100	50600-0 TRAINING OF PERSONNEL	275	900	50	900	900	0.00 %
1011100	50800-0 UNIFORMS	0	500	0	500	500	0.00 %
1011100	50925-0 VEHICLE SUBSIDY LEASES	6,023	6,000	2,723	6,000	6,000	0.00 %
1011100	53010-0 AUDITING FEES-ADVISORY FEES	0	2,500	0	2,500	0	-100.00 %
1011100	53011-0 AUDITING FEES-CONTINGENCY	0	0	0	0	46,158	100.00 %
1011100	53030-0 AUDITING FEES-GENERAL FUND	156,169	157,902	85,885	232,902	227,480	44.06 %
1011100	60000-0 BUILDING MAINTENANCE	0	225	0	225	225	0.00 %
1011100	63000-0 EQUIPMENT MAINTENANCE	0	450	0	450	450	0.00 %
1011100	70000-0 DUES & LICENSES	565	630	535	630	630	0.00 %
1011100	70200-0 POSTAGE/SHIPPING CHARGES	273	1,372	179	1,372	1,372	0.00 %
1011100	70300-0 PRINTING & BINDING	4,829	5,410	39	5,410	5,410	0.00 %
1011100	70400-0 PUBLICATION & RECORDATION	802	3,277	955	3,277	3,277	0.00 %
1011100	70500-0 TELECOMMUNICATIONS	15,873	17,865	8,079	17,865	17,865	0.00 %
1011100	70700-0 TOURISM	470	675	113	675	675	0.00 %
1011100	70718-0 TOURISM-CLERK'S CONFERENCE	0	4,000	939	4,000	0	-100.00 %
1011100	70745-0 TOURISM-INAUGURATION EXP	0	3,200	3,058	3,200	0	-100.00 %
1011100	70800-0 TRAVEL & MEETINGS	7,031	10,100	5,238	10,100	12,100	19.80 %
1011100	70816-0 TRAVEL & MEET-REGISTRATION	1,492	2,000	1,490	2,000	3,000	50.00 %
1011100	70902-0 DUPLICATING EQUIPMENT EXPENSES	1,794	3,500	970	3,500	3,500	0.00 %
1011100	70907-0 CONTRACTUAL SERVICES	27,051	27,900	3,045	27,900	27,900	0.00 %
1011100	72100-0 EQUIPMENT RENTAL	0	400	0	400	400	0.00 %
1011100	72600-0 TRANSPORTATION	371	1,127	56	1,127	1,104	-2.04 %
1011100	72700-0 SUPPLIES & MATERIALS	8,250	7,950	3,443	7,950	7,950	0.00 %
1011100	72721-0 SUP & MAT-KIDS HEART COPS	574	0	0	0	0	0.00 %
1011100	78000-0 UNINSURED LOSSES	20,393	7,571	0	10,453	0	-100.00 %
TOTAL NON-PERSONNEL COSTS		252,235	265,454	116,797	343,336	366,896	38.21 %
TOTAL FUND 101		900,885	910,707	434,793	988,589	1,013,510	11.29 %
2031100	53000-0 AUDITING FEES	5,541	5,541	0	5,541	7,792	40.62 %
TOTAL NON-PERSONNEL COSTS		5,541	5,541	0	5,541	7,792	40.62 %
TOTAL FUND 203		5,541	5,541	0	5,541	7,792	40.62 %
2061100	53000-0 AUDITING FEES	1,918	1,918	0	1,918	2,697	40.62 %
TOTAL NON-PERSONNEL COSTS		1,918	1,918	0	1,918	2,697	40.62 %
TOTAL FUND 206		1,918	1,918	0	1,918	2,697	40.62 %
2091100	53000-0 AUDITING FEES	2,558	2,558	0	2,558	3,597	40.62 %
TOTAL NON-PERSONNEL COSTS		2,558	2,558	0	2,558	3,597	40.62 %
TOTAL FUND 209		2,558	2,558	0	2,558	3,597	40.62 %
2601100	53000-0 AUDITING FEES	2,131	2,131	0	2,131	2,997	40.64 %
TOTAL NON-PERSONNEL COSTS		2,131	2,131	0	2,131	2,997	40.64 %

**LAFAYETTE CONSOLIDATED GOVERNMENT
2024 - 2025 ADOPTED BUDGET
ANNUAL BUDGET BY DEPARTMENT**

EO-LEGISLATIVE/JUDICIAL/OTHER

<u>CODE</u>	<u>EXPENDITURE</u>	<u>ACTUAL FY 22-23</u>	<u>CUR BUDGET FY 23-24</u>	<u>ACTUAL AT 4/30/2024</u>	<u>PROJECTED FY 23-24</u>	<u>ADOPTED FY 24-25</u>	<u>ADOPTED VS CURRENT</u>
TOTAL FUND 260		2,131	2,131	0	2,131	2,997	40.64 %
2711100	53000-0 AUDITING FEES	2,664	2,664	0	2,664	3,746	40.62 %
TOTAL NON-PERSONNEL COSTS		2,664	2,664	0	2,664	3,746	40.62 %
TOTAL FUND 271		2,664	2,664	0	2,664	3,746	40.62 %
2961100	53000-0 AUDITING FEES	441	441	0	441	620	40.59 %
TOTAL NON-PERSONNEL COSTS		441	441	0	441	620	40.59 %
TOTAL FUND 296		441	441	0	441	620	40.59 %
2971100	53000-0 AUDITING FEES	1,477	1,477	0	1,477	2,077	40.62 %
TOTAL NON-PERSONNEL COSTS		1,477	1,477	0	1,477	2,077	40.62 %
TOTAL FUND 297		1,477	1,477	0	1,477	2,077	40.62 %
2991100	53000-0 AUDITING FEES	2,664	2,664	0	2,664	3,746	40.62 %
TOTAL NON-PERSONNEL COSTS		2,664	2,664	0	2,664	3,746	40.62 %
TOTAL FUND 299		2,664	2,664	0	2,664	3,746	40.62 %
4011100	77140-0 RESERVE-DIRECTOR'S	0	2,500	0	0	0	-100.00 %
4011100	77380-0 RESERVE-NEW DEBT	0	5,504,797	0	0	0	-100.00 %
4011100	89000-0 CAPITAL OUTLAY	18,118	3,582	0	0	0	-100.00 %
TOTAL NON-PERSONNEL COSTS		18,118	5,510,879	0	0	0	-100.00 %
TOTAL FUND 401		18,118	5,510,879	0	0	0	-100.00 %
4611100	77380-0 RESERVE-NEW DEBT	0	0	0	2,967,086	2,765,798	100.00 %
4611100	89000-0 CAPITAL OUTLAY	0	0	0	3,582	0	0.00 %
TOTAL NON-PERSONNEL COSTS		0	0	0	2,970,668	2,765,798	100.00 %
TOTAL FUND 461		0	0	0	2,970,668	2,765,798	100.00 %
4851100	77140-0 RESERVE-DIRECTOR'S	0	0	0	2,500	2,500	100.00 %
4851100	77380-0 RESERVE-NEW DEBT	0	0	0	2,537,712	2,730,000	100.00 %
TOTAL NON-PERSONNEL COSTS		0	0	0	2,540,212	2,732,500	100.00 %
TOTAL FUND 485		0	0	0	2,540,212	2,732,500	100.00 %
5501100	53000-0 AUDITING FEES	3,730	3,730	0	3,730	5,245	40.62 %
TOTAL NON-PERSONNEL COSTS		3,730	3,730	0	3,730	5,245	40.62 %
TOTAL FUND 550		3,730	3,730	0	3,730	5,245	40.62 %
6071100	53000-0 AUDITING FEES	3,197	3,197	0	3,197	4,496	40.63 %
TOTAL NON-PERSONNEL COSTS		3,197	3,197	0	3,197	4,496	40.63 %
TOTAL FUND 607		3,197	3,197	0	3,197	4,496	40.63 %
6141100	53000-0 AUDITING FEES	4,900	4,900	0	4,900	6,891	40.63 %
TOTAL NON-PERSONNEL COSTS		4,900	4,900	0	4,900	6,891	40.63 %
TOTAL FUND 614		4,900	4,900	0	4,900	6,891	40.63 %
7021100	53000-0 AUDITING FEES	2,877	2,877	0	2,877	4,046	40.63 %
TOTAL NON-PERSONNEL COSTS		2,877	2,877	0	2,877	4,046	40.63 %
TOTAL FUND 702		2,877	2,877	0	2,877	4,046	40.63 %

**LAFAYETTE CONSOLIDATED GOVERNMENT
2024 - 2025 ADOPTED BUDGET
ANNUAL BUDGET BY DEPARTMENT**

EO-LEGISLATIVE/JUDICIAL/OTHER

CODE	EXPENDITURE	ACTUAL	CUR BUDGET	ACTUAL AT	PROJECTED	ADOPTED	ADOPTED
		FY 22-23	FY 23-24	4/30/2024	FY 23-24	FY 24-25	VS CURRENT
1101 EO-COUNCIL OFFICE-CITY		403,239	586,350	205,853	623,050	461,978	-21.21 %
1011101	50000-0 PERSONNEL SALARIES	155,412	157,915	71,569	157,915	157,915	0.00 %
1011101	50400-0 GROUP HEALTH INSURANCE	0	0	0	0	11,006	100.00 %
1011101	50415-0 GROUP LIFE INSURANCE	656	945	381	945	945	0.00 %
1011101	50430-0 WORKERS COMP INSURANCE	835	855	855	855	855	0.00 %
1011101	50500-0 RETIREMENT/MEDICARE TAX	2,170	2,290	1,009	2,290	2,290	0.00 %
TOTAL PERSONNEL COSTS		159,073	162,005	73,814	162,005	173,011	6.79 %
1011101	50800-0 UNIFORMS	0	250	0	250	250	0.00 %
1011101	53020-0 AUDITING FEES-COMM SYSTEM	27,890	38,700	35,139	74,700	76,547	97.80 %
1011101	53030-0 AUDITING FEES-GENERAL FUND	11,100	11,600	0	11,600	12,716	9.62 %
1011101	53040-0 PAYING AGENT FEES	86,915	85,000	69,370	85,000	99,024	16.50 %
1011101	70000-0 DUES & LICENSES	9,697	10,000	9,988	10,000	10,000	0.00 %
1011101	70200-1 POSTAGE/SHIP-DISTRICT 1	43	300	0	300	300	0.00 %
1011101	70200-2 POSTAGE/SHIP-DISTRICT 2	6	300	0	300	300	0.00 %
1011101	70200-3 POSTAGE/SHIP-DISTRICT 3	0	300	0	300	300	0.00 %
1011101	70200-4 POSTAGE/SHIP-DISTRICT 4	0	300	0	300	300	0.00 %
1011101	70200-5 POSTAGE/SHIP-DISTRICT 5	0	300	0	300	300	0.00 %
1011101	70300-0 PRINTING & BINDING	7,279	8,425	4,779	8,425	12,000	42.43 %
1011101	70300-1 PRINT & BIND-DISTRICT 1	34	450	0	450	450	0.00 %
1011101	70300-2 PRINT & BIND-DISTRICT 2	0	450	0	450	450	0.00 %
1011101	70300-3 PRINT & BIND-DISTRICT 3	0	450	0	450	450	0.00 %
1011101	70300-4 PRINT & BIND-DISTRICT 4	0	450	0	450	450	0.00 %
1011101	70300-5 PRINT & BIND-DISTRICT 5	0	450	0	450	450	0.00 %
1011101	70400-0 PUBLICATION & RECORDATION	27,857	38,825	10,942	38,825	38,825	0.00 %
1011101	70500-0 TELECOMMUNICATIONS	423	4,700	855	5,400	5,400	14.89 %
1011101	70700-1 TOURISM-DISTRICT 1	66	900	36	900	900	0.00 %
1011101	70700-2 TOURISM-DISTRICT 2	0	900	0	900	900	0.00 %
1011101	70700-3 TOURISM-DISTRICT 3	0	900	0	900	900	0.00 %
1011101	70700-4 TOURISM-DISTRICT 4	88	900	0	900	900	0.00 %
1011101	70700-5 TOURISM-DISTRICT 5	0	900	36	900	900	0.00 %
1011101	70800-1 TRAVEL & MEET-DISTRICT 1	4,824	3,600	271	3,600	3,600	0.00 %
1011101	70800-2 TRAVEL & MEET-DISTRICT 2	0	3,600	0	3,600	3,600	0.00 %
1011101	70800-3 TRAVEL & MEET-DISTRICT 3	0	3,600	0	3,600	3,600	0.00 %
1011101	70800-4 TRAVEL & MEET-DISTRICT 4	0	3,600	0	3,600	3,600	0.00 %
1011101	70800-5 TRAVEL & MEET-DISTRICT 5	84	3,600	270	3,600	3,600	0.00 %
1011101	70816-1 TRAVEL & MEET-REGISTRATION-D1	1,085	1,000	135	1,000	1,000	0.00 %
1011101	70816-2 TRAVEL & MEET-REGISTRATION-D2	0	1,000	0	1,000	1,000	0.00 %
1011101	70816-3 TRAVEL & MEET-REGISTRATION-D3	0	1,000	0	1,000	1,000	0.00 %
1011101	70816-4 TRAVEL & MEET-REGISTRATION-D4	0	1,000	0	1,000	1,000	0.00 %
1011101	70816-5 TRAVEL & MEET-REGISTRATION-D5	75	1,000	135	1,000	1,000	0.00 %
1011101	71027-0 SPECIAL INV-CITY	53,455	0	0	0	0	0.00 %
1011101	72600-0 TRANSPORTATION	0	2,250	0	2,250	2,205	-2.00 %
1011101	72700-0 SUPPLIES & MATERIALS	745	750	83	750	750	0.00 %
TOTAL NON-PERSONNEL COSTS		231,666	231,750	132,039	268,450	288,967	24.69 %
TOTAL FUND 101		390,739	393,755	205,853	430,455	461,978	17.33 %
2251101	77060-0 RESERVE-CAPITAL	0	129,919	0	129,919	0	-100.00 %
TOTAL NON-PERSONNEL COSTS		0	129,919	0	129,919	0	-100.00 %
TOTAL FUND 225		0	129,919	0	129,919	0	-100.00 %
4011101	89000-0 CAPITAL OUTLAY	0	27,876	0	0	0	-100.00 %

**LAFAYETTE CONSOLIDATED GOVERNMENT
2024 - 2025 ADOPTED BUDGET
ANNUAL BUDGET BY DEPARTMENT**

EO-LEGISLATIVE/JUDICIAL/OTHER

<u>CODE</u>	<u>EXPENDITURE</u>	<u>ACTUAL FY 22-23</u>	<u>CUR BUDGET FY 23-24</u>	<u>ACTUAL AT 4/30/2024</u>	<u>PROJECTED FY 23-24</u>	<u>ADOPTED FY 24-25</u>	<u>ADOPTED VS CURRENT</u>
TOTAL NON-PERSONNEL COSTS		0	27,876	0	0	0	-100.00 %
TOTAL FUND 401		0	27,876	0	0	0	-100.00 %
4611101	89000-0 CAPITAL OUTLAY	0	0	0	27,876	0	0.00 %
TOTAL NON-PERSONNEL COSTS		0	0	0	27,876	0	0.00 %
TOTAL FUND 461		0	0	0	27,876	0	0.00 %
6501101	53000-0 AUDITING FEES	0	34,800	0	34,800	0	-100.00 %
6501101	89000-0 CAPITAL OUTLAY	12,500	0	0	0	0	0.00 %
TOTAL NON-PERSONNEL COSTS		12,500	34,800	0	34,800	0	-100.00 %
TOTAL FUND 650		12,500	34,800	0	34,800	0	-100.00 %
1102 EO-COUNCIL OFFICE-PARISH		220,448	369,926	95,223	369,926	265,111	-28.33 %
1051102	50000-0 PERSONNEL SALARIES	154,803	157,915	71,551	157,915	157,915	0.00 %
1051102	50415-0 GROUP LIFE INSURANCE	588	850	345	850	850	0.00 %
1051102	50430-0 WORKERS COMP INSURANCE	832	855	855	855	855	0.00 %
1051102	50500-0 RETIREMENT/MEDICARE TAX	6,105	6,206	2,816	6,206	6,206	0.00 %
TOTAL PERSONNEL COSTS		162,328	165,826	75,567	165,826	165,826	0.00 %
1051102	50800-0 UNIFORMS	0	500	82	500	500	0.00 %
1051102	53000-0 AUDITING FEES	0	0	(9,115)	0	0	0.00 %
1051102	53030-0 AUDITING FEES-GENERAL FUND	13,900	14,400	9,115	14,400	15,785	9.62 %
1051102	70000-0 DUES & LICENSES	0	5,000	4,432	5,000	5,000	0.00 %
1051102	70200-0 POSTAGE/SHIPPING CHARGES	168	1,000	0	1,000	1,000	0.00 %
1051102	70300-0 PRINTING & BINDING	5,215	8,425	3,099	8,425	8,425	0.00 %
1051102	70300-1 PRINT & BIND-DISTRICT 1	0	450	0	450	450	0.00 %
1051102	70300-2 PRINT & BIND-DISTRICT 2	0	450	0	450	450	0.00 %
1051102	70300-3 PRINT & BIND-DISTRICT 3	0	450	0	450	450	0.00 %
1051102	70300-4 PRINT & BIND-DISTRICT 4	0	450	0	450	450	0.00 %
1051102	70300-5 PRINT & BIND-DISTRICT 5	0	450	0	450	450	0.00 %
1051102	70400-0 PUBLICATION & RECORDATION	17,685	33,825	6,635	33,825	33,825	0.00 %
1051102	70500-0 TELECOMMUNICATIONS	1,043	6,000	243	6,000	6,000	0.00 %
1051102	70700-1 TOURISM-DISTRICT 1	0	900	0	900	900	0.00 %
1051102	70700-2 TOURISM-DISTRICT 2	0	900	0	900	900	0.00 %
1051102	70700-3 TOURISM-DISTRICT 3	0	900	0	900	900	0.00 %
1051102	70700-4 TOURISM-DISTRICT 4	0	900	0	900	900	0.00 %
1051102	70700-5 TOURISM-DISTRICT 5	0	900	73	900	900	0.00 %
1051102	70800-1 TRAVEL & MEET-DISTRICT 1	0	2,600	617	2,600	0	-100.00 %
1051102	70800-2 TRAVEL & MEET-DISTRICT 2	0	2,600	0	2,600	2,600	0.00 %
1051102	70800-3 TRAVEL & MEET-DISTRICT 3	0	2,600	318	2,600	2,600	0.00 %
1051102	70800-4 TRAVEL & MEET-DISTRICT 4	0	500	0	500	0	-100.00 %
1051102	70800-5 TRAVEL & MEET-DISTRICT 5	5,038	4,700	351	4,700	7,800	65.96 %
1051102	70816-1 TRAVEL & MEET-REGISTRATION-D1	0	1,000	325	1,000	0	-100.00 %
1051102	70816-2 TRAVEL & MEET-REGISTRATION-D2	0	1,000	0	1,000	1,000	0.00 %
1051102	70816-3 TRAVEL & MEET-REGISTRATION-D3	0	1,000	325	1,000	1,000	0.00 %
1051102	70816-4 TRAVEL & MEET-REGISTRATION-D4	0	250	0	250	0	-100.00 %
1051102	70816-5 TRAVEL & MEET-REGISTRATION-D5	1,469	1,750	1,106	1,750	3,000	71.43 %
1051102	72600-0 TRANSPORTATION	0	2,500	0	2,500	2,500	0.00 %
1051102	72700-0 SUPPLIES & MATERIALS	1,102	1,500	0	1,500	1,500	0.00 %
1051102	89000-0 CAPITAL OUTLAY	0	5,000	2,050	5,000	0	-100.00 %
TOTAL NON-PERSONNEL COSTS		45,620	102,900	19,656	102,900	99,285	-3.51 %

**LAFAYETTE CONSOLIDATED GOVERNMENT
2024 - 2025 ADOPTED BUDGET
ANNUAL BUDGET BY DEPARTMENT**

EO-LEGISLATIVE/JUDICIAL/OTHER

CODE	EXPENDITURE	ACTUAL	CUR BUDGET	ACTUAL AT	PROJECTED	ADOPTED	ADOPTED VS
		FY 22-23	FY 23-24	4/30/2024	FY 23-24	FY 24-25	CURRENT
TOTAL FUND 105		207,948	268,726	95,223	268,726	265,111	-1.35 %
6511102	53000-0	0	43,200	0	43,200	0	-100.00 %
6511102	77250-0	0	58,000	0	58,000	0	-100.00 %
6511102	89000-0	12,500	0	0	0	0	0.00 %
TOTAL NON-PERSONNEL COSTS		12,500	101,200	0	101,200	0	-100.00 %
TOTAL FUND 651		12,500	101,200	0	101,200	0	-100.00 %
EO-JUSTICE OF PEACE/CONSTABLES		221,514	233,464	99,331	233,464	233,624	0.07 %
1117 EO-JUSTICE OF PEACE/CONSTABLES		221,514	233,464	99,331	233,464	233,624	0.07 %
1051117	50000-0	199,621	203,346	91,833	203,346	204,786	0.71 %
1051117	50500-0	15,285	17,510	6,805	17,510	16,230	-7.31 %
TOTAL PERSONNEL COSTS		214,906	220,856	98,638	220,856	221,016	0.07 %
1051117	50600-0	6,608	12,000	693	12,000	12,000	0.00 %
1051117	72700-0	0	608	0	608	608	0.00 %
TOTAL NON-PERSONNEL COSTS		6,608	12,608	693	12,608	12,608	0.00 %
TOTAL FUND 105		221,514	233,464	99,331	233,464	233,624	0.07 %
EO-CITY COURT		3,171,089	4,678,687	1,609,152	4,681,300	3,639,383	-22.21 %
1130 EO-CITY COURT		3,121,451	4,626,387	1,585,588	4,629,000	3,587,083	-22.46 %
1011130	50000-0	1,534,527	1,645,805	725,684	1,645,805	1,904,331	15.71 %
1011130	50100-0	3,774	20,000	0	20,000	20,000	0.00 %
1011130	50200-0	1,825	5,304	1,965	5,304	5,410	2.00 %
1011130	50400-0	314,851	285,508	285,508	285,508	285,508	0.00 %
1011130	50415-0	5,940	9,399	3,960	9,399	9,743	3.66 %
1011130	50430-0	8,687	9,187	9,187	9,187	10,285	11.95 %
1011130	50500-0	354,030	360,182	183,765	360,182	452,005	25.49 %
1011130	50900-0	42	35,149	37,906	35,149	11,035	-68.61 %
TOTAL PERSONNEL COSTS		2,223,676	2,370,534	1,247,975	2,370,534	2,698,317	13.83 %
1011130	50800-0	1,507	40,000	81	40,000	40,000	0.00 %
1011130	50925-0	6,000	6,000	2,500	6,000	6,000	0.00 %
1011130	52000-0	240	10,000	0	10,000	10,000	0.00 %
1011130	53000-0	55,833	46,000	0	46,000	46,000	0.00 %
1011130	54010-0	250,000	250,000	104,167	250,000	250,000	0.00 %
1011130	54070-0	5,287	12,200	8,758	12,200	12,200	0.00 %
1011130	60000-0	13,213	40,900	17,817	40,900	40,900	0.00 %
1011130	63000-0	23,171	11,150	5,249	11,150	11,150	0.00 %
1011130	65000-0	13,292	10,120	3,246	10,120	10,120	0.00 %
1011130	66000-0	21,784	27,600	8,760	27,600	27,600	0.00 %
1011130	67000-0	63,973	57,200	21,010	57,200	57,200	0.00 %
1011130	70000-0	69,764	6,050	250	6,050	6,050	0.00 %
1011130	70123-614	34,973	52,312	38,633	52,312	41,052	-21.52 %
1011130	70200-0	19,475	16,660	12,708	16,660	16,660	0.00 %
1011130	70300-0	3,473	15,000	2,212	15,000	15,000	0.00 %
1011130	70500-0	3,730	4,500	2,497	4,500	4,500	0.00 %
1011130	70550-0	3,444	3,100	1,435	3,100	3,100	0.00 %
1011130	70800-0	11,807	9,000	5	9,000	9,000	0.00 %
1011130	70900-0	0	500	0	500	500	0.00 %
1011130	70902-0	20,295	19,000	11,144	19,000	19,000	0.00 %
1011130	70907-0	23,453	23,040	4,980	23,040	23,040	0.00 %

**LAFAYETTE CONSOLIDATED GOVERNMENT
2024 - 2025 ADOPTED BUDGET
ANNUAL BUDGET BY DEPARTMENT**

EO-LEGISLATIVE/JUDICIAL/OTHER

<u>CODE</u>		<u>EXPENDITURE</u>	<u>ACTUAL FY 22-23</u>	<u>CUR BUDGET FY 23-24</u>	<u>ACTUAL AT 4/30/2024</u>	<u>PROJECTED FY 23-24</u>	<u>ADOPTED FY 24-25</u>	<u>ADOPTED VS CURRENT</u>
1011130	71011-0	CONTR SERV-JUDGES	19,525	20,000	8,542	20,000	20,000	0.00 %
1011130	71022-0	CONTR SERV-SAAS COSTS	4,336	55,700	22,373	55,700	0	-100.00 %
1011130	71023-0	INTERPRETER SERVICES	13,093	22,000	4,434	22,000	22,000	0.00 %
1011130	72600-0	TRANSPORTATION	725	2,499	359	2,499	2,449	-2.00 %
1011130	72700-0	SUPPLIES & MATERIALS	51,157	39,300	17,357	39,300	39,300	0.00 %
1011130	78000-0	UNINSURED LOSSES	1,084	120	0	2,733	17,649	4,607.50 %
1011130	80713-0	WITNESS FEES	2,300	3,500	1,395	3,500	3,500	0.00 %
TOTAL NON-PERSONNEL COSTS			736,934	803,451	299,912	806,064	753,970	-6.16 %
TOTAL FUND 101			2,960,610	3,173,985	1,547,887	3,176,598	3,452,287	8.77 %
1051130	76177-0	EXT APP-CITY COURT JUDGES	77,689	75,402	37,701	75,402	79,096	4.90 %
TOTAL NON-PERSONNEL COSTS			77,689	75,402	37,701	75,402	79,096	4.90 %
TOTAL FUND 105			77,689	75,402	37,701	75,402	79,096	4.90 %
4011130	89000-0	CAPITAL OUTLAY	83,152	1,377,000	0	0	0	-100.00 %
TOTAL NON-PERSONNEL COSTS			83,152	1,377,000	0	0	0	-100.00 %
TOTAL FUND 401			83,152	1,377,000	0	0	0	-100.00 %
4611130	89000-0	CAPITAL OUTLAY	0	0	0	7,000	0	0.00 %
TOTAL NON-PERSONNEL COSTS			0	0	0	7,000	0	0.00 %
TOTAL FUND 461			0	0	0	7,000	0	0.00 %
4851130	71022-0	CONTR SERV-SAAS COSTS	0	0	0	0	55,700	100.00 %
4851130	89000-0	CAPITAL OUTLAY	0	0	0	1,370,000	0	0.00 %
TOTAL NON-PERSONNEL COSTS			0	0	0	1,370,000	55,700	100.00 %
TOTAL FUND 485			0	0	0	1,370,000	55,700	100.00 %
1132 EO-CITY COURT - A			24,398	26,150	12,940	26,150	26,150	0.00 %
1011132	50925-0	VEHICLE SUBSIDY LEASES	5,000	6,000	2,500	6,000	6,000	0.00 %
1011132	54070-0	SECURITY	0	650	650	650	650	0.00 %
1011132	70000-0	DUES & LICENSES	1,424	2,000	1,050	2,000	2,000	0.00 %
1011132	70100-0	INSURANCE PREMIUMS	3,270	4,000	3,630	4,000	4,000	0.00 %
1011132	70200-0	POSTAGE/SHIPPING CHARGES	0	200	0	200	200	0.00 %
1011132	70500-0	TELECOMMUNICATIONS	749	1,800	464	1,800	1,800	0.00 %
1011132	70800-0	TRAVEL & MEETINGS	11,494	9,000	4,552	9,000	9,000	0.00 %
1011132	72700-0	SUPPLIES & MATERIALS	2,461	2,500	94	2,500	2,500	0.00 %
TOTAL NON-PERSONNEL COSTS			24,398	26,150	12,940	26,150	26,150	0.00 %
TOTAL FUND 101			24,398	26,150	12,940	26,150	26,150	0.00 %
1133 EO-CITY COURT - B			25,240	26,150	10,624	26,150	26,150	0.00 %
1011133	50925-0	VEHICLE SUBSIDY LEASES	6,000	6,000	3,000	6,000	6,000	0.00 %
1011133	54070-0	SECURITY	723	650	344	650	650	0.00 %
1011133	70000-0	DUES & LICENSES	1,970	2,000	1,303	2,000	2,000	0.00 %
1011133	70100-0	INSURANCE PREMIUMS	3,630	4,000	0	4,000	4,000	0.00 %
1011133	70200-0	POSTAGE/SHIPPING CHARGES	0	200	0	200	200	0.00 %
1011133	70500-0	TELECOMMUNICATIONS	2,097	1,800	1,094	1,800	1,800	0.00 %
1011133	70800-0	TRAVEL & MEETINGS	9,983	10,000	3,762	10,000	10,000	0.00 %
1011133	72700-0	SUPPLIES & MATERIALS	837	1,500	1,121	1,500	1,500	0.00 %
TOTAL NON-PERSONNEL COSTS			25,240	26,150	10,624	26,150	26,150	0.00 %

**LAFAYETTE CONSOLIDATED GOVERNMENT
2024 - 2025 ADOPTED BUDGET
ANNUAL BUDGET BY DEPARTMENT**

EO-LEGISLATIVE/JUDICIAL/OTHER

CODE	EXPENDITURE	ACTUAL	CUR BUDGET	ACTUAL AT	PROJECTED	ADOPTED	ADOPTED VS
		FY 22-23	FY 23-24	4/30/2024	FY 23-24	FY 24-25	CURRENT
TOTAL FUND 101		25,240	26,150	10,624	26,150	26,150	0.00 %
EO-CITY MARSHAL		2,531,292	2,913,999	1,310,195	2,916,159	2,982,043	2.34 %
1131 EO-CITY MARSHAL		2,531,292	2,913,999	1,310,195	2,916,159	2,982,043	2.34 %
1011131	50000-0 PERSONNEL SALARIES	1,383,961	1,547,681	697,061	1,547,681	1,812,581	17.12 %
1011131	50200-0 OVERTIME	4,877	20,600	0	20,600	21,012	2.00 %
1011131	50300-0 PROMOTION COSTS	0	4,847	0	4,847	7,663	58.10 %
1011131	50400-0 GROUP HEALTH INSURANCE	221,682	225,326	225,326	225,326	258,236	14.61 %
1011131	50415-0 GROUP LIFE INSURANCE	6,130	8,899	4,279	8,899	10,558	18.64 %
1011131	50430-0 WORKERS COMP INSURANCE	40,000	35,000	35,000	35,000	39,000	11.43 %
1011131	50500-0 RETIREMENT/MEDICARE TAX	298,223	334,575	151,504	334,575	364,592	8.97 %
1011131	50900-0 ACCRUED SICK/ANNUAL LEAVE	0	135,921	91,657	135,921	0	-100.00 %
TOTAL PERSONNEL COSTS		1,954,873	2,312,849	1,204,827	2,312,849	2,513,642	8.68 %
1011131	50600-0 TRAINING OF PERSONNEL	19,572	25,920	9,969	25,920	25,920	0.00 %
1011131	50643-0 TRAINING-CITY MARSHAL-SRO	0	3,000	0	3,000	6,000	100.00 %
1011131	70123-614 OTHER INSURANCE PREMIUMS-RM	103,138	109,606	0	109,606	135,500	23.62 %
1011131	70500-0 TELECOMMUNICATIONS	607	900	309	900	900	0.00 %
1011131	72600-0 TRANSPORTATION	146,045	125,000	71,864	125,000	147,000	17.60 %
1011131	78000-0 UNINSURED LOSSES	0	0	0	2,159	15,700	100.00 %
TOTAL NON-PERSONNEL COSTS		269,362	264,426	82,142	266,585	331,020	25.18 %
TOTAL FUND 101		2,224,235	2,577,275	1,286,969	2,579,434	2,844,662	10.37 %
1051131	76179-0 EXT APP-CITY MARSHAL	45,000	46,451	23,226	46,451	47,381	2.00 %
TOTAL NON-PERSONNEL COSTS		45,000	46,451	23,226	46,451	47,381	2.00 %
TOTAL FUND 105		45,000	46,451	23,226	46,451	47,381	2.00 %
4011131	89000-0 CAPITAL OUTLAY	262,057	290,273	0	0	0	-100.00 %
TOTAL NON-PERSONNEL COSTS		262,057	290,273	0	0	0	-100.00 %
TOTAL FUND 401		262,057	290,273	0	0	0	-100.00 %
4611131	89000-0 CAPITAL OUTLAY	0	0	0	290,274	0	0.00 %
TOTAL NON-PERSONNEL COSTS		0	0	0	290,274	0	0.00 %
TOTAL FUND 461		0	0	0	290,274	0	0.00 %
4851131	89000-0 CAPITAL OUTLAY	0	0	0	0	90,000	100.00 %
TOTAL NON-PERSONNEL COSTS		0	0	0	0	90,000	100.00 %
TOTAL FUND 485		0	0	0	0	90,000	100.00 %
EO-JUDICIAL-DISTRICT COURT		2,421,621	2,683,445	1,255,495	2,684,028	2,947,355	9.83 %
1140 EO-DC-JUDGES		2,205,504	2,466,445	1,147,437	2,467,028	2,709,115	9.84 %
1051140	50000-0 PERSONNEL SALARIES	1,011,941	1,072,123	474,407	1,072,123	1,072,299	0.02 %
1051140	50300-0 PROMOTION COSTS	0	191	0	191	6,302	3,199.48 %
1051140	50400-0 GROUP HEALTH INSURANCE	157,278	159,788	159,788	159,788	164,712	3.08 %
1051140	50415-0 GROUP LIFE INSURANCE	4,233	6,243	2,685	6,243	6,401	2.53 %
1051140	50500-0 RETIREMENT/MEDICARE TAX	130,969	138,837	61,251	138,837	138,861	0.02 %
TOTAL PERSONNEL COSTS		1,304,421	1,377,182	698,131	1,377,182	1,388,575	0.83 %
1051140	63000-0 EQUIPMENT MAINTENANCE	307	9,347	9,346	6,500	7,500	-19.76 %
1051140	70123-0 OTHER INSURANCE PREMIUMS	6,493	8,853	6,786	11,700	11,700	32.16 %
1051140	70902-0 DUPLICATING EQUIPMENT EXPENSES	4,873	5,844	2,016	5,844	5,844	0.00 %

**LAFAYETTE CONSOLIDATED GOVERNMENT
2024 - 2025 ADOPTED BUDGET
ANNUAL BUDGET BY DEPARTMENT**

EO-LEGISLATIVE/JUDICIAL/OTHER

<u>CODE</u>		<u>EXPENDITURE</u>	<u>ACTUAL FY 22-23</u>	<u>CUR BUDGET FY 23-24</u>	<u>ACTUAL AT 4/30/2024</u>	<u>PROJECTED FY 23-24</u>	<u>ADOPTED FY 24-25</u>	<u>ADOPTED VS CURRENT</u>
1051140	71006-0	CONTR SERV-JURY POOL EXPENSES	120,429	166,800	82,997	166,800	166,800	0.00 %
1051140	76010-0	EXT APP-15TH JUDICIAL DIST CRT	346,255	355,920	98,493	355,920	400,000	12.38 %
1051140	78000-0	UNINSURED LOSSES	0	0	0	583	1,787	100.00 %
TOTAL NON-PERSONNEL COSTS			478,357	546,764	199,638	547,347	593,631	8.57 %
TOTAL FUND 105			1,782,778	1,923,946	897,769	1,924,529	1,982,206	3.03 %
2641140	63032-0	EQUIP MAINT-CRTHOUSE SECURITY	1,159	6,300	1,070	6,300	6,300	0.00 %
2641140	70500-0	TELECOMMUNICATIONS	26,510	28,975	16,426	28,975	33,500	15.62 %
2641140	89000-0	CAPITAL OUTLAY	0	80,000	0	80,000	250,000	212.50 %
TOTAL NON-PERSONNEL COSTS			27,669	115,275	17,496	115,275	289,800	151.40 %
TOTAL FUND 264			27,669	115,275	17,496	115,275	289,800	151.40 %
2681140	57040-0	15TH JDC ADULT DRUG	42,117	41,321	15,211	41,321	45,251	9.51 %
2681140	57050-0	15TH JDC JUVEN DRUG	42,117	41,321	15,211	41,321	45,251	9.51 %
2681140	71010-0	CONTR SERV-COURT	165,446	323,296	193,914	323,296	323,296	0.00 %
2681140	71011-0	CONTR SERV-JUDGES	123,680	0	0	0	0	0.00 %
2681140	76740-0	EXT APP-CLERK OF COURT	21,697	21,286	7,836	21,286	23,311	9.51 %
TOTAL NON-PERSONNEL COSTS			395,057	427,224	232,172	427,224	437,109	2.31 %
TOTAL FUND 268			395,057	427,224	232,172	427,224	437,109	2.31 %
1143 EO-DC-JUDGES-COURTHOUSE SECURITY			216,117	217,000	108,058	217,000	238,240	9.79 %
2641143	54030-0	COURTHOUSE SECURITY-SHERIFF	216,117	217,000	108,058	217,000	238,240	9.79 %
TOTAL NON-PERSONNEL COSTS			216,117	217,000	108,058	217,000	238,240	9.79 %
TOTAL FUND 264			216,117	217,000	108,058	217,000	238,240	9.79 %
EO-JUDICIAL-DISTRICT ATTORNEY			3,681,426	3,795,564	2,099,595	3,795,564	4,112,449	8.35 %
1138 EO-DISTRICT ATTORNEY			2,978,662	3,014,450	1,792,485	3,014,450	3,348,842	11.09 %
1051138	50400-0	GROUP HEALTH INSURANCE	505,683	454,835	272,428	454,835	454,835	0.00 %
1051138	50410-0	GROUP HEALTH INS-RETIRES	19,858	23,251	14,868	23,251	59,399	155.47 %
TOTAL PERSONNEL COSTS			525,541	478,086	287,296	478,086	514,234	7.56 %
1051138	70123-614	OTHER INSURANCE PREMIUMS-RM	2,494	5,308	3,908	5,308	4,025	-24.17 %
1051138	76198-0	EXT APP-DA MANDATED EXPENSE	2,266,716	2,347,762	1,359,474	2,347,762	2,647,289	12.76 %
TOTAL NON-PERSONNEL COSTS			2,269,210	2,353,070	1,363,382	2,353,070	2,651,314	12.67 %
TOTAL FUND 105			2,794,751	2,831,156	1,650,678	2,831,156	3,165,548	11.81 %
2681138	70907-0	CONTRACTUAL SERVICES	183,911	183,294	141,807	183,294	183,294	0.00 %
TOTAL NON-PERSONNEL COSTS			183,911	183,294	141,807	183,294	183,294	0.00 %
TOTAL FUND 268			183,911	183,294	141,807	183,294	183,294	0.00 %
1139 EO-DA-CRIMINAL NON-SUPPORT			702,764	781,114	307,110	781,114	763,607	-2.24 %
2551139	50000-0	PERSONNEL SALARIES	510,887	530,438	224,365	530,438	571,316	7.71 %
2551139	50400-0	GROUP HEALTH INSURANCE	126,517	132,018	52,260	132,018	115,482	-12.53 %
2551139	50415-0	GROUP LIFE INSURANCE	2,151	2,999	1,336	2,999	3,191	6.40 %
2551139	50500-0	RETIREMENT/MEDICARE TAX	63,209	68,816	29,149	68,816	73,618	6.98 %
2551139	50900-0	ACCRUED SICK/ANNUAL LEAVE	0	46,843	0	46,843	0	-100.00 %
TOTAL PERSONNEL COSTS			702,764	781,114	307,110	781,114	763,607	-2.24 %
TOTAL FUND 255			702,764	781,114	307,110	781,114	763,607	-2.24 %

**LAFAYETTE CONSOLIDATED GOVERNMENT
2024 - 2025 ADOPTED BUDGET
ANNUAL BUDGET BY DEPARTMENT**

EO-LEGISLATIVE/JUDICIAL/OTHER

CODE	EXPENDITURE	ACTUAL	CUR BUDGET	ACTUAL AT	PROJECTED	ADOPTED	ADOPTED VS
		FY 22-23	FY 23-24	4/30/2024	FY 23-24	FY 24-25	CURRENT
EO-REGISTRAR OF VOTERS		295,124	341,201	91,728	341,201	248,726	-27.10 %
1151 EO-REGISTRAR OF VOTERS		295,124	341,201	91,728	341,201	248,726	-27.10 %
1051151	5000-0 PERSONNEL SALARIES	114,210	136,801	51,759	136,801	132,969	-2.80 %
1051151	50100-0 TEMPORARY EMPLOYEES	6,871	8,320	4,004	8,320	8,320	0.00 %
1051151	50200-0 OVERTIME	452	7,684	798	7,684	1,000	-86.99 %
1051151	50300-0 PROMOTION COSTS	0	1,670	0	1,670	463	-72.28 %
1051151	50500-0 RETIREMENT/MEDICARE TAX	22,398	25,322	10,191	25,322	27,039	6.78 %
TOTAL PERSONNEL COSTS		143,931	179,797	66,752	179,797	169,791	-5.57 %
1051151	50600-0 TRAINING OF PERSONNEL	6,954	5,351	2,257	5,351	2,851	-46.72 %
1051151	50925-0 VEHICLE SUBSIDY LEASES	5,360	5,400	2,423	5,400	5,400	0.00 %
1051151	54070-0 SECURITY	2,982	0	0	0	0	0.00 %
1051151	63000-0 EQUIPMENT MAINTENANCE	1,469	1,590	305	1,590	1,590	0.00 %
1051151	70123-0 OTHER INSURANCE PREMIUMS	100	100	0	100	100	0.00 %
1051151	70200-0 POSTAGE/SHIPPING CHARGES	75,430	25,194	9,051	25,194	25,194	0.00 %
1051151	70300-0 PRINTING & BINDING	40,587	2,558	2,024	2,558	15,000	486.40 %
1051151	70500-0 TELECOMMUNICATIONS	7,272	7,404	4,058	7,404	7,804	5.40 %
1051151	70907-0 CONTRACTUAL SERVICES	4,125	3,884	3,329	3,884	5,084	30.90 %
1051151	72600-0 TRANSPORTATION	0	138	0	138	138	0.00 %
1051151	72700-0 SUPPLIES & MATERIALS	4,848	5,774	1,529	5,774	5,774	0.00 %
1051151	80711-1 MLK EARLY VOTING EXPENSE-D1	1,033	25,340	0	25,340	5,000	-80.27 %
1051151	80712-0 EAST LIBRARY EARLY VOTING EXP	1,033	25,340	0	25,340	5,000	-80.27 %
1051151	80714-0 COMEAUX CTR ERLY VOTING EX	0	25,340	0	25,340	0	-100.00 %
1051151	89000-0 CAPITAL OUTLAY	0	27,991	0	27,991	0	-100.00 %
TOTAL NON-PERSONNEL COSTS		151,193	161,404	24,976	161,404	78,935	-51.09 %
TOTAL FUND 105		295,124	341,201	91,728	341,201	248,726	-27.10 %
EO-SF-ADULT CORRECTIONAL CTR		6,136,828	8,723,279	2,582,261	8,723,977	6,848,752	-21.49 %
1171 EO-SF-ADULT CORRECTION CTR-OPS		6,136,828	8,723,279	2,582,261	8,723,977	6,848,752	-21.49 %
2621171	54000-0 JAILER SERVICES	884,241	1,000,000	188,267	1,000,000	1,000,000	0.00 %
2621171	54002-0 JAILER SERV-HOSPITAL SECURITY	278,110	450,000	77,427	450,000	450,000	0.00 %
2621171	60000-0 BUILDING MAINTENANCE	426,704	350,000	125,559	350,000	350,000	0.00 %
2621171	63000-0 EQUIPMENT MAINTENANCE	57,099	50,000	20,648	50,000	65,000	30.00 %
2621171	66000-0 JANITORIAL SUPPLIES & SERVICES	139,799	95,000	77,701	95,000	105,000	10.53 %
2621171	70123-614 OTHER INSURANCE PREMIUMS-RM	162,043	283,445	208,682	283,445	214,934	-24.17 %
2621171	70200-0 POSTAGE/SHIPPING CHARGES	0	300	0	300	300	0.00 %
2621171	70400-0 PUBLICATION & RECORDATION	0	300	0	300	300	0.00 %
2621171	70500-0 TELECOMMUNICATIONS	961	1,500	473	1,500	1,500	0.00 %
2621171	70907-0 CONTRACTUAL SERVICES	54,651	200,000	25,939	200,000	200,000	0.00 %
2621171	71022-0 CONTR SERV-SAAS COSTS	0	216,320	0	216,320	232,520	7.49 %
2621171	71025-0 CONTR SERV-INMATE MEDICAL	2,986,944	3,331,011	1,481,200	3,331,011	3,331,011	0.00 %
2621171	72410-0 HYGIENE MAT-CLOTHES/BEDDING	128,794	125,000	38,931	125,000	125,000	0.00 %
2621171	72600-0 TRANSPORTATION	276	1,500	126	1,500	1,500	0.00 %
2621171	72700-0 SUPPLIES & MATERIALS	56,516	46,000	12,824	46,000	46,000	0.00 %
2621171	72760-0 SUP & MAT-KITCHEN	49,973	36,000	20,676	36,000	46,000	27.78 %
2621171	78000-0 UNINSURED LOSSES	15,581	0	0	698	0	0.00 %
2621171	80420-0 TAX DEDUCTIONS-RETIREMENT	191,081	202,402	207,259	202,402	209,492	3.50 %
2621171	89000-0 CAPITAL OUTLAY	704,055	2,334,501	96,549	2,334,501	470,195	-79.86 %
TOTAL NON-PERSONNEL COSTS		6,136,828	8,723,279	2,582,261	8,723,977	6,848,752	-21.49 %
TOTAL FUND 262		6,136,828	8,723,279	2,582,261	8,723,977	6,848,752	-21.49 %

**LAFAYETTE CONSOLIDATED GOVERNMENT
2024 - 2025 ADOPTED BUDGET
ANNUAL BUDGET BY DEPARTMENT**

EO-LEGISLATIVE/JUDICIAL/OTHER

<u>CODE</u>	<u>EXPENDITURE</u>	<u>ACTUAL FY 22-23</u>	<u>CUR BUDGET FY 23-24</u>	<u>ACTUAL AT 4/30/2024</u>	<u>PROJECTED FY 23-24</u>	<u>ADOPTED FY 24-25</u>	<u>ADOPTED VS CURRENT</u>
EO-OTH-CORONER OFFICE		1,365,716	1,438,762	632,448	1,438,812	1,952,112	35.68 %
1160 EO-CORONER OFFICE		1,365,716	1,438,762	632,448	1,438,812	1,478,498	2.76 %
2701160	50000-0 PERSONNEL SALARIES	248,408	253,602	114,942	253,602	253,602	0.00 %
2701160	50100-0 TEMPORARY EMPLOYEES	12,046	12,495	5,446	13,595	13,595	8.80 %
2701160	50400-0 GROUP HEALTH INSURANCE	46,614	49,446	49,446	49,446	54,976	11.18 %
2701160	50415-0 GROUP LIFE INSURANCE	1,041	1,514	677	1,514	1,514	0.00 %
2701160	50500-0 RETIREMENT/MEDICARE TAX	31,132	31,121	14,384	31,121	33,202	6.69 %
TOTAL PERSONNEL COSTS		339,241	348,178	184,895	349,278	356,889	2.50 %
2701160	50600-0 TRAINING OF PERSONNEL	0	1,192	50	2,000	2,000	67.79 %
2701160	50800-0 UNIFORMS	687	0	0	875	875	100.00 %
2701160	50925-0 VEHICLE SUBSIDY LEASES	4,517	4,500	2,042	4,500	4,500	0.00 %
2701160	51000-0 ADMINISTRATIVE COST	41,479	41,479	0	41,479	50,000	20.54 %
2701160	52000-0 LEGAL FEES	1,013	2,000	750	2,000	2,000	0.00 %
2701160	56010-0 CREMATION FEES	32,500	91,425	12,550	91,425	31,425	-65.63 %
2701160	57100-0 CEC LAFAYETTE PARISH	279,850	220,100	92,100	220,100	280,000	27.21 %
2701160	57110-0 CEC OTHER PARISHES	229,000	239,760	96,900	239,760	239,760	0.00 %
2701160	60000-0 BUILDING MAINTENANCE	269	626	120	425	425	-32.11 %
2701160	63000-0 EQUIPMENT MAINTENANCE	2,287	3,715	199	3,715	3,715	0.00 %
2701160	65000-0 GROUNDS MAINTENANCE	2,220	2,400	480	4,800	2,500	4.17 %
2701160	66000-0 JANITORIAL SUPPLIES & SERVICES	4,097	4,246	1,641	4,246	4,246	0.00 %
2701160	67000-0 UTILITIES	7,725	8,000	3,035	8,000	8,000	0.00 %
2701160	70000-0 DUES & LICENSES	350	360	350	360	360	0.00 %
2701160	70123-0 OTHER INSURANCE PREMIUMS	26,340	29,847	27,290	27,064	27,064	-9.32 %
2701160	70123-614 OTHER INSURANCE PREMIUMS-RM	3,370	8,622	4,865	6,622	5,010	-41.89 %
2701160	70200-0 POSTAGE/SHIPPING CHARGES	1,007	850	448	850	850	0.00 %
2701160	70300-0 PRINTING & BINDING	960	1,108	1,107	1,108	1,108	0.00 %
2701160	70500-0 TELECOMMUNICATIONS	10,447	13,901	5,412	15,901	15,901	14.39 %
2701160	70800-0 TRAVEL & MEETINGS	0	2,000	581	2,000	2,000	0.00 %
2701160	70907-0 CONTRACTUAL SERVICES	17,488	21,220	12,206	18,820	18,820	-11.31 %
2701160	70934-0 CONTR SERV-LAF CITY CASES	145,349	167,758	75,951	167,758	208,730	24.42 %
2701160	70935-0 CONTR SERV-LAF PARISH CASES	103,452	126,505	64,771	126,505	126,505	0.00 %
2701160	70986-0 CONTR SERV-DEATH INVESTIGAT'N	17,400	28,059	6,950	28,059	28,059	0.00 %
2701160	72420-0 MEDICAL SUPPLIES & MATERIALS	13,668	14,626	5,758	14,626	14,626	0.00 %
2701160	72600-0 TRANSPORTATION	17,805	12,701	4,507	12,701	12,701	0.00 %
2701160	72700-0 SUPPLIES & MATERIALS	2,132	4,943	2,290	5,144	5,144	4.07 %
2701160	76720-0 EXT APP-SANE	37,800	41,913	25,200	41,913	6,985	-83.33 %
2701160	78000-0 UNINSURED LOSSES	0	0	0	50	0	0.00 %
2701160	89000-0 CAPITAL OUTLAY	22,029	0	0	0	18,300	100.00 %
TOTAL NON-PERSONNEL COSTS		1,025,241	1,093,856	447,553	1,092,806	1,121,609	2.54 %
TOTAL FUND 270		1,364,482	1,442,034	632,448	1,442,084	1,478,498	2.53 %
6511160	89000-0 CAPITAL OUTLAY	1,234	(3,272)	0	(3,272)	0	-100.00 %
TOTAL NON-PERSONNEL COSTS		1,234	(3,272)	0	(3,272)	0	-100.00 %
TOTAL FUND 651		1,234	(3,272)	0	(3,272)	0	-100.00 %
1161 EO-CORONER OFFICE-SANE		0	0	0	0	473,614	100.00 %
2701161	50000-0 PERSONNEL SALARIES	0	0	0	0	317,928	100.00 %
2701161	50400-0 GROUP HEALTH INSURANCE	0	0	0	0	44,024	100.00 %
2701161	50415-0 GROUP LIFE INSURANCE	0	0	0	0	1,488	100.00 %
2701161	50500-0 RETIREMENT/MEDICARE TAX	0	0	0	0	41,174	100.00 %

**LAFAYETTE CONSOLIDATED GOVERNMENT
2024 - 2025 ADOPTED BUDGET
ANNUAL BUDGET BY DEPARTMENT**

EO-LEGISLATIVE/JUDICIAL/OTHER

<u>CODE</u>	<u>EXPENDITURE</u>	<u>ACTUAL</u> <u>FY 22-23</u>	<u>CUR BUDGET</u> <u>FY 23-24</u>	<u>ACTUAL AT</u> <u>4/30/2024</u>	<u>PROJECTED</u> <u>FY 23-24</u>	<u>ADOPTED</u> <u>FY 24-25</u>	<u>ADOPTED</u> <u>VS</u> <u>CURRENT</u>
TOTAL PERSONNEL COSTS		0	0	0	0	404,614	100.00 %
2701161	50600-0 TRAINING OF PERSONNEL	0	0	0	0	4,000	100.00 %
2701161	52000-0 LEGAL FEES	0	0	0	0	3,000	100.00 %
2701161	70123-0 OTHER INSURANCE PREMIUMS	0	0	0	0	2,000	100.00 %
2701161	72420-0 MEDICAL SUPPLIES & MATERIALS	0	0	0	0	15,630	100.00 %
2701161	72600-0 TRANSPORTATION	0	0	0	0	20,000	100.00 %
2701161	72700-0 SUPPLIES & MATERIALS	0	0	0	0	1,000	100.00 %
2701161	89000-0 CAPITAL OUTLAY	0	0	0	0	23,370	100.00 %
TOTAL NON-PERSONNEL COSTS		0	0	0	0	69,000	100.00 %
TOTAL FUND 270		0	0	0	0	473,614	100.00 %
TOTAL EO-LEGISLATIVE/JUDICIAL/OTHER		21,401,398	32,220,361	10,416,074	32,341,048	30,251,291	-6.11 %

ELECTED OFFICIALS-EXECUTIVE

Mayor-President is the CEO of City-Parish Government and has general executive and administrative authority over all departments, offices, and agencies of Lafayette Consolidated Government (LCG). Mayor-President Monique B. Boulet was elected at-large and will serve one four-year term before the next election in 2027. Mayor-President Boulet recognized the need to rebuild trust in our government and ensure that every decision made reflects the best interests of our citizens.

Measures for Improving Basic Services: This fiscal year is a right-sizing year for the fiscal policy and budget practices in LCG. The budget increases the lowest pay range minimum from \$8.68 per hour to \$12 per hour, while providing the highest paid employees with a 2% increase, and increases all other ranges proportionally. We reduced 36 unfilled positions, creating a more honest budget process, and will prioritize filling vacant positions through targeted recruitment efforts, hiring events, and competitive compensation packages, and collaborate with educational institutions and workforce development agencies to cultivate a pipeline of qualified candidates to meet current and future staffing needs

Measures for Enhancing Public Safety: Prioritizing public safety through long-term funding for the increase in police pay, setting professional standards in the search for a new police chief, the re-establishment of the Criminal Justice Coordinating Committee, the reorganization of emergency management, and the reinstatement of the park police. These efforts all aim to safeguard our communities and enhance public safety and emergency response capabilities across the Parish.

Implementing Financial Stewardship: The cornerstone of this budget is financial stewardship, where conservative budgeting practices are instituted to mitigate risks as we work towards reducing unnecessary litigation and engaging a safety consultant for safety training working to reduce costly and preventable accidents. State legislation brings stability to LCG’s retirement benefits costs and to re-amortize LCG’s share of the MERS UAL, pushing our payments from a 10-year to a 20-year payback, will allow for an estimated 34% reduction in annual payments per employee that transitions from MERS to the PERS. Due to extreme cost of vehicle maintenance for an aged fleet of 1,100 vehicles, we implemented a new vehicle lease program significantly reducing the cost of vehicle maintenance while also reducing immediate capital demands.

Allocation of Strategic Investments: Strategically investing to revitalize the oldest parts of our city and parish while planning for the areas of new growth is critical to our sustainability with resources to revitalize major roadways such as I-49, Johnston St., University Ave., 12th St., Congress, and Bertrand while sustaining considerable investment in Lafayette’s downtown. Lafayette’s Gateways also hold historical significance and cultural heritage and will be preserved and celebrated through revitalization projects.

Measures for Addressing Growth in Unincorporated Lafayette: There are unique needs in our unincorporated growth areas, which includes public outreach to open the conversation about what Lafayette Parish will look like in 20 years. We are a small geographic parish with lots of growth in our rural areas. We aim to plan for land use and long-term desires of our residents to meet the growing demands and welcome new growth in the Parish but want to ensure the appropriate infrastructure is available and able to accommodate.

Chief Administrative Officer supervises the directors and the operations of all departments, offices, and agencies of Lafayette Consolidated Government with the exception of the Legal Department. The CAO also directly supervises Juvenile Detention, Lafayette International Center, and Human Resources.

Performance Measures:

311 City-Parish Communication Service:

Goal: Increased information sharing with the public and increased citizen participation. This was accomplished by promoting LCG’s 311 service via social media, public service announcements, media outlets, and road signs.

Animal Shelter & Care Center:

PERFORMANCE MEASURE	BENCHMARK	FY 2022-23 ACTUAL	FY 2023-24 PROJECTED	FY 2024-25 FORECAST/ GOAL
Live Release Rate	>90%	91.83%	92.29%	92%
Number of Animal Related Service Calls	>4,750	5,956	5,028	4,274
Number of Animals Sheltered (intake)	<5,000	4,805	4,180	3,637
Average length of stay (days) per animal	<10	15	16	15
Average cost per animal per day	<\$50	\$36.28	\$38.92	\$41.63



**LAFAYETTE CONSOLIDATED GOVERNMENT
2024 - 2025 ADOPTED BUDGET
ANNUAL BUDGET BY DEPARTMENT**

EO-EXECUTIVE RECAP

	Actual FY 22/23	Cur Budget FY 23/24	Actual At FY 23/24	Projected FY 23/24	Adopted FY 24/25	Adopted vs. Current
Expenditures by Type						
PERSONNEL SALARIES	4,218,171	4,987,887	1,915,169	4,987,887	5,741,787	15.11 %
EMPLOYEE BENEFITS	782,823	770,334	678,513	770,334	790,106	2.57 %
RETIREMENT SYSTEM	794,085	837,780	324,460	837,780	816,023	-2.60 %
RETIREE HEALTH INS	17,438	17,438	17,438	17,438	16,427	-5.80 %
ACCRUED SICK/ANNUAL	696	-	66,193	-	235,233	100.00 %
PURCHASED SERVICES	1,986,125	2,146,048	742,724	2,211,458	2,705,923	26.09 %
MATERIALS & SUPPLIES	522,423	655,442	222,866	615,512	557,793	-14.90 %
EXTERNAL APPROPRIATIONS	-	139,792	5,000	139,792	134,792	-3.58 %
UNINSURED LOSSES	105,963	176,846	-	257,945	339,144	91.77 %
MISCELLANEOUS EXPENSE	108,081	128,981	117,231	128,981	132,974	3.10 %
CAPITAL OUTLAY	250,507	1,521,783	548,523	1,521,783	2,355,800	54.81 %
RESERVE-OPERATING	-	56	-	56	-	-100.00 %
Total Expenditures	8,786,312	11,382,387	4,638,117	11,488,966	13,826,002	21.47 %

**LAFAYETTE CONSOLIDATED GOVERNMENT
2024 - 2025 ADOPTED BUDGET
ANNUAL BUDGET BY DEPARTMENT**

EO-EXECUTIVE

CODE	EXPENDITURE	ACTUAL	CUR BUDGET	ACTUAL AT	PROJECTED	ADOPTED	ADOPTED VS
		FY 22-23	FY 23-24	4/30/2024	FY 23-24	FY 24-25	CURRENT
EO-MAYOR-PRESIDENT'S OFFICE		1,025,812	1,810,025	790,008	1,866,823	1,913,827	5.73 %
1200 EO-MAYOR-PRESIDENT'S OFFICE		943,826	1,290,887	471,751	1,347,685	1,505,934	16.66 %
1011200	50000-0 PERSONNEL SALARIES	603,004	775,557	237,891	775,557	968,975	24.94 %
1011200	50100-0 TEMPORARY EMPLOYEES	11,355	46,500	3,069	46,500	46,500	0.00 %
1011200	50200-0 OVERTIME	770	0	0	0	0	0.00 %
1011200	50400-0 GROUP HEALTH INSURANCE	93,287	82,410	82,410	82,410	82,356	-0.07 %
1011200	50415-0 GROUP LIFE INSURANCE	2,183	3,286	831	3,286	3,826	16.43 %
1011200	50430-0 WORKERS COMP INSURANCE	3,986	4,180	4,180	4,180	5,233	25.19 %
1011200	50500-0 RETIREMENT/MEDICARE TAX	143,017	173,081	37,605	173,081	126,280	-27.04 %
1011200	50900-0 ACCRUED SICK/ANNUAL LEAVE	0	0	66,193	0	0	0.00 %
TOTAL PERSONNEL COSTS		857,602	1,085,014	432,179	1,085,014	1,233,170	13.65 %
1011200	50600-0 TRAINING OF PERSONNEL	2,200	2,200	0	2,200	0	-100.00 %
1011200	50920-0 EXPENSE ALLOWANCE	3,600	3,600	1,800	3,600	3,600	0.00 %
1011200	50925-0 VEHICLE SUBSIDY LEASES	12,323	18,500	6,653	18,500	18,500	0.00 %
1011200	67000-0 UTILITIES	45	46	0	46	46	0.00 %
1011200	70000-0 DUES & LICENSES	1,694	12,000	11,780	12,000	12,000	0.00 %
1011200	70200-0 POSTAGE/SHIPPING CHARGES	365	900	24	900	900	0.00 %
1011200	70300-0 PRINTING & BINDING	2,078	1,500	1,339	1,500	3,600	140.00 %
1011200	70400-0 PUBLICATION & RECORDATION	319	1,000	0	1,000	1,000	0.00 %
1011200	70500-0 TELECOMMUNICATIONS	8,656	14,000	3,322	14,000	14,000	0.00 %
1011200	70700-0 TOURISM	883	4,000	50	4,000	4,000	0.00 %
1011200	70800-0 TRAVEL & MEETINGS	9,021	24,954	5,663	24,954	24,954	0.00 %
1011200	70902-0 DUPLICATING EQUIPMENT EXPENSES	1,716	2,500	599	2,500	2,500	0.00 %
1011200	70907-0 CONTRACTUAL SERVICES	25,854	2,500	100	2,500	22,500	800.00 %
1011200	72600-0 TRANSPORTATION	3,332	5,000	77	5,000	4,900	-2.00 %
1011200	72700-0 SUPPLIES & MATERIALS	7,117	6,000	3,165	6,000	6,000	0.00 %
1011200	76690-0 EXT APP-NEEDS OF WOMEN	0	5,000	5,000	5,000	0	-100.00 %
1011200	78000-0 UNINSURED LOSSES	7,021	80,173	0	136,971	120,264	50.01 %
TOTAL NON-PERSONNEL COSTS		86,224	183,873	39,572	240,671	238,764	29.85 %
TOTAL FUND 101		943,826	1,268,887	471,751	1,325,685	1,471,934	16.00 %
4011200	77140-0 RESERVE-DIRECTOR'S	0	7,000	0	0	0	-100.00 %
4011200	89000-0 CAPITAL OUTLAY	0	15,000	0	0	0	-100.00 %
TOTAL NON-PERSONNEL COSTS		0	22,000	0	0	0	-100.00 %
TOTAL FUND 401		0	22,000	0	0	0	-100.00 %
4611200	89000-0 CAPITAL OUTLAY	0	0	0	15,000	15,000	100.00 %
TOTAL NON-PERSONNEL COSTS		0	0	0	15,000	15,000	100.00 %
TOTAL FUND 461		0	0	0	15,000	15,000	100.00 %
4851200	77140-0 RESERVE-DIRECTOR'S	0	0	0	7,000	7,000	100.00 %
4851200	89000-0 CAPITAL OUTLAY	0	0	0	0	12,000	100.00 %
TOTAL NON-PERSONNEL COSTS		0	0	0	7,000	19,000	100.00 %
TOTAL FUND 485		0	0	0	7,000	19,000	100.00 %
1202 EO-PO-CULTURAL ECONOMY		81,986	519,138	318,257	519,138	34,892	-93.28 %
2741202	70200-0 POSTAGE/SHIPPING CHARGES	158	2,160	0	2,160	2,160	0.00 %
2741202	70300-0 PRINTING & BINDING	314	3,240	0	3,240	3,240	0.00 %
2741202	70500-0 TELECOMMUNICATIONS	4,544	6,000	2,491	6,000	6,000	0.00 %
2741202	70700-0 TOURISM	30,175	11,565	270	11,565	11,565	0.00 %

**LAFAYETTE CONSOLIDATED GOVERNMENT
2024 - 2025 ADOPTED BUDGET
ANNUAL BUDGET BY DEPARTMENT**

EO-EXECUTIVE

<u>CODE</u>		<u>EXPENDITURE</u>	<u>ACTUAL FY 22-23</u>	<u>CUR BUDGET FY 23-24</u>	<u>ACTUAL AT 4/30/2024</u>	<u>PROJECTED FY 23-24</u>	<u>ADOPTED FY 24-25</u>	<u>ADOPTED VS CURRENT</u>
2741202	70907-0	CONTRACTUAL SERVICES	31,775	5,645	0	5,645	5,645	0.00 %
2741202	72700-0	SUPPLIES & MATERIALS	20	6,282	0	6,282	6,282	0.00 %
2741202	89000-0	CAPITAL OUTLAY	15,000	484,246	315,496	484,246	0	-100.00 %
TOTAL NON-PERSONNEL COSTS			81,986	519,138	318,257	519,138	34,892	-93.28 %
TOTAL FUND 274			81,986	519,138	318,257	519,138	34,892	-93.28 %
1203 EO-MP-OHSEP			0	0	0	0	223,001	100.00 %
1051203	50000-0	PERSONNEL SALARIES	0	0	0	0	144,056	100.00 %
1051203	50400-0	GROUP HEALTH INSURANCE	0	0	0	0	22,012	100.00 %
1051203	50415-0	GROUP LIFE INSURANCE	0	0	0	0	635	100.00 %
1051203	50430-0	WORKERS COMP INSURANCE	0	0	0	0	778	100.00 %
1051203	50500-0	RETIREMENT/MEDICARE TAX	0	0	0	0	18,655	100.00 %
TOTAL PERSONNEL COSTS			0	0	0	0	186,136	100.00 %
1051203	50600-0	TRAINING OF PERSONNEL	0	0	0	0	500	100.00 %
1051203	50920-0	EXPENSE ALLOWANCE	0	0	0	0	126	100.00 %
1051203	50925-0	VEHICLE SUBSIDY LEASES	0	0	0	0	6,000	100.00 %
1051203	70200-0	POSTAGE/SHIPPING CHARGES	0	0	0	0	50	100.00 %
1051203	70300-0	PRINTING & BINDING	0	0	0	0	2,500	100.00 %
1051203	70400-0	PUBLICATION & RECORDATION	0	0	0	0	100	100.00 %
1051203	70500-0	TELECOMMUNICATIONS	0	0	0	0	4,800	100.00 %
1051203	70800-0	TRAVEL & MEETINGS	0	0	0	0	5,900	100.00 %
1051203	70907-0	CONTRACTUAL SERVICES	0	0	0	0	13,823	100.00 %
1051203	72600-0	TRANSPORTATION	0	0	0	0	1,066	100.00 %
1051203	72700-0	SUPPLIES & MATERIALS	0	0	0	0	2,000	100.00 %
TOTAL NON-PERSONNEL COSTS			0	0	0	0	36,865	100.00 %
TOTAL FUND 105			0	0	0	0	223,001	100.00 %
1204 EO-MP-CRIMINAL JUSTICE COMM			0	0	0	0	150,000	100.00 %
2851204	50000-0	PERSONNEL SALARIES	0	0	0	0	65,000	100.00 %
2851204	50430-0	WORKERS COMP INSURANCE	0	0	0	0	351	100.00 %
2851204	50500-0	RETIREMENT/MEDICARE TAX	0	0	0	0	4,973	100.00 %
TOTAL PERSONNEL COSTS			0	0	0	0	70,324	100.00 %
2851204	50600-0	TRAINING OF PERSONNEL	0	0	0	0	250	100.00 %
2851204	70200-0	POSTAGE/SHIPPING CHARGES	0	0	0	0	150	100.00 %
2851204	70300-0	PRINTING & BINDING	0	0	0	0	2,500	100.00 %
2851204	70500-0	TELECOMMUNICATIONS	0	0	0	0	480	100.00 %
2851204	70800-0	TRAVEL & MEETINGS	0	0	0	0	5,296	100.00 %
2851204	70907-0	CONTRACTUAL SERVICES	0	0	0	0	67,500	100.00 %
2851204	72600-0	TRANSPORTATION	0	0	0	0	500	100.00 %
2851204	72700-0	SUPPLIES & MATERIALS	0	0	0	0	3,000	100.00 %
TOTAL NON-PERSONNEL COSTS			0	0	0	0	79,676	100.00 %
TOTAL FUND 285			0	0	0	0	150,000	100.00 %
EO-CAO-ADMINISTRATION			786,043	685,006	275,510	685,006	369,243	-46.10 %
1210 EO-CAO-ADMINISTRATION			786,043	685,006	275,510	685,006	369,243	-46.10 %
1011210	50000-0	PERSONNEL SALARIES	252,646	357,904	146,246	357,904	269,121	-24.81 %
1011210	50100-0	TEMPORARY EMPLOYEES	0	200	0	200	200	0.00 %
1011210	50400-0	GROUP HEALTH INSURANCE	23,307	27,434	27,434	27,434	27,488	0.20 %
1011210	50415-0	GROUP LIFE INSURANCE	897	1,381	640	1,381	1,039	-24.76 %

**LAFAYETTE CONSOLIDATED GOVERNMENT
2024 - 2025 ADOPTED BUDGET
ANNUAL BUDGET BY DEPARTMENT**

EO-EXECUTIVE

CODE	EXPENDITURE	ACTUAL	CUR BUDGET	ACTUAL AT	PROJECTED	ADOPTED	ADOPTED VS
		FY 22-23	FY 23-24	4/30/2024	FY 23-24	FY 24-25	CURRENT
1011210	50430-0	1,536	1,844	1,844	1,844	1,454	-21.15 %
1011210	50500-0	78,173	113,236	31,461	113,236	54,536	-51.84 %
TOTAL PERSONNEL COSTS		356,559	501,999	207,625	501,999	353,838	-29.51 %
1011210	50925-0	6,023	6,000	992	6,000	6,000	0.00 %
1011210	70200-0	0	25	0	25	25	0.00 %
1011210	70300-0	0	150	0	150	150	0.00 %
1011210	70400-0	0	100	0	100	100	0.00 %
1011210	70500-0	1,767	1,600	938	1,600	1,600	0.00 %
1011210	70800-0	1,267	3,500	0	3,500	3,500	0.00 %
1011210	70907-0	0	25	0	25	25	0.00 %
1011210	72600-0	231	250	23	250	245	-2.00 %
1011210	72700-0	1,002	1,760	1,058	1,760	1,760	0.00 %
TOTAL NON-PERSONNEL COSTS		10,290	13,410	3,011	13,410	13,405	-0.04 %
TOTAL FUND 101		366,849	515,409	210,636	515,409	367,243	-28.75 %
4011210	77140-0	0	2,000	0	0	0	-100.00 %
TOTAL NON-PERSONNEL COSTS		0	2,000	0	0	0	-100.00 %
TOTAL FUND 401		0	2,000	0	0	0	-100.00 %
4851210	77140-0	0	0	0	2,000	2,000	100.00 %
TOTAL NON-PERSONNEL COSTS		0	0	0	2,000	2,000	100.00 %
TOTAL FUND 485		0	0	0	2,000	2,000	100.00 %
6511210	50000-0	106,010	29,686	22,265	29,686	0	-100.00 %
6511210	50400-0	5,806	(162)	3,797	(162)	0	-100.00 %
6511210	50415-0	381	121	110	121	0	-100.00 %
6511210	50430-0	546	15	0	15	0	-100.00 %
6511210	50500-0	32,844	9,169	5,483	9,169	0	-100.00 %
TOTAL PERSONNEL COSTS		145,587	38,829	31,655	38,829	0	-100.00 %
6511210	70700-0	273,607	128,712	33,219	128,712	0	-100.00 %
6511210	77400-0	0	56	0	56	0	-100.00 %
TOTAL NON-PERSONNEL COSTS		273,607	128,768	33,219	128,768	0	-100.00 %
TOTAL FUND 651		419,194	167,597	64,874	167,597	0	-100.00 %
EO-CAO-INTERNATIONAL TRADE		420,352	524,788	204,474	524,788	770,249	46.77 %
1217 EO-CAO-INTERNATIONAL TRADE		420,352	524,788	204,474	524,788	770,249	46.77 %
1011217	50000-0	195,579	244,131	100,286	244,131	317,892	30.21 %
1011217	50100-0	58,247	30,103	22,882	30,103	30,103	0.00 %
1011217	50200-0	3,472	1,510	338	1,510	1,540	1.99 %
1011217	50300-0	0	26,667	0	26,667	0	-100.00 %
1011217	50400-0	34,990	27,434	27,434	27,434	32,910	19.96 %
1011217	50415-0	572	1,150	420	1,150	1,619	40.78 %
1011217	50430-0	1,268	1,292	1,292	1,292	1,717	32.89 %
1011217	50500-0	65,095	71,080	32,067	71,080	82,306	15.79 %
1011217	50900-0	0	0	0	0	218,072	100.00 %
TOTAL PERSONNEL COSTS		359,223	403,367	184,719	403,367	686,159	70.11 %
1011217	50600-0	0	1,120	203	1,120	1,120	0.00 %
1011217	50800-0	0	192	0	192	192	0.00 %
1011217	50925-0	6,023	6,000	2,723	6,000	6,000	0.00 %

**LAFAYETTE CONSOLIDATED GOVERNMENT
2024 - 2025 ADOPTED BUDGET
ANNUAL BUDGET BY DEPARTMENT**

EO-EXECUTIVE

<u>CODE</u>		<u>EXPENDITURE</u>	<u>ACTUAL FY 22-23</u>	<u>CUR BUDGET FY 23-24</u>	<u>ACTUAL AT 4/30/2024</u>	<u>PROJECTED FY 23-24</u>	<u>ADOPTED FY 24-25</u>	<u>ADOPTED VS CURRENT</u>
1011217	60000-0	BUILDING MAINTENANCE	6,313	5,843	2,670	5,843	5,843	0.00 %
1011217	63000-0	EQUIPMENT MAINTENANCE	2,579	3,092	1,448	3,092	3,092	0.00 %
1011217	65000-0	GROUNDS MAINTENANCE	169	600	37	600	600	0.00 %
1011217	66000-0	JANITORIAL SUPPLIES & SERVICES	1,442	1,000	845	1,000	1,000	0.00 %
1011217	67000-0	UTILITIES	14,647	17,400	5,718	17,400	17,400	0.00 %
1011217	70000-0	DUES & LICENSES	5,433	2,578	(30)	2,578	2,578	0.00 %
1011217	70200-0	POSTAGE/SHIPPING CHARGES	41	200	87	200	200	0.00 %
1011217	70300-0	PRINTING & BINDING	259	350	85	350	350	0.00 %
1011217	70500-0	TELECOMMUNICATIONS	2,610	2,620	1,361	2,620	2,620	0.00 %
1011217	70700-0	TOURISM	976	9,950	0	9,950	9,950	0.00 %
1011217	70800-0	TRAVEL & MEETINGS	10,021	12,670	1,417	12,670	12,670	0.00 %
1011217	70825-0	TRAVEL & MEET-NETWORK	783	2,280	780	2,280	2,280	0.00 %
1011217	70902-0	DUPLICATING EQUIPMENT EXPENSES	955	1,150	524	1,150	1,150	0.00 %
1011217	70907-0	CONTRACTUAL SERVICES	5,015	3,720	1,187	3,720	3,720	0.00 %
1011217	72600-0	TRANSPORTATION	93	1,532	0	1,532	1,501	-2.02 %
1011217	72700-0	SUPPLIES & MATERIALS	2,916	5,524	700	5,524	5,524	0.00 %
1011217	78000-0	UNINSURED LOSSES	854	0	0	0	0	0.00 %
TOTAL NON-PERSONNEL COSTS			61,129	77,821	19,755	77,821	77,790	-0.04 %
TOTAL FUND 101			420,352	481,188	204,474	481,188	763,949	58.76 %
4011217	89000-0	CAPITAL OUTLAY	0	43,600	0	0	0	-100.00 %
TOTAL NON-PERSONNEL COSTS			0	43,600	0	0	0	-100.00 %
TOTAL FUND 401			0	43,600	0	0	0	-100.00 %
4611217	89000-0	CAPITAL OUTLAY	0	0	0	26,200	0	0.00 %
TOTAL NON-PERSONNEL COSTS			0	0	0	26,200	0	0.00 %
TOTAL FUND 461			0	0	0	26,200	0	0.00 %
4851217	89000-0	CAPITAL OUTLAY	0	0	0	17,400	6,300	100.00 %
TOTAL NON-PERSONNEL COSTS			0	0	0	17,400	6,300	100.00 %
TOTAL FUND 485			0	0	0	17,400	6,300	100.00 %
EO-CAO-ANIMAL SHEL & CARE CTR			2,451,190	3,245,641	1,420,203	3,222,730	3,175,142	-2.17 %
1251 EO-CAO-ANIMAL SHEL & CARE CTR			2,451,190	3,245,641	1,420,203	3,222,730	3,175,142	-2.17 %
1281251	72420-0	MEDICAL SUPPLIES & MATERIALS	0	18,000	0	0	0	-100.00 %
1281251	72700-0	SUPPLIES & MATERIALS	0	83,539	6,072	65,539	0	-100.00 %
1281251	89000-0	CAPITAL OUTLAY	0	151,465	151,541	151,465	0	-100.00 %
TOTAL NON-PERSONNEL COSTS			0	253,004	157,613	217,004	0	-100.00 %
TOTAL FUND 128			0	253,004	157,613	217,004	0	-100.00 %
2061251	50000-0	PERSONNEL SALARIES	786,544	857,512	355,809	857,512	972,103	13.36 %
2061251	50100-0	TEMPORARY EMPLOYEES	32,974	38,000	13,396	38,000	38,000	0.00 %
2061251	50200-0	OVERTIME	84,026	81,600	34,584	81,600	83,232	2.00 %
2061251	50225-0	OVERTIME-POLICE SECURITY	224	510	0	510	520	1.96 %
2061251	50300-0	PROMOTION COSTS	0	0	0	0	17,856	100.00 %
2061251	50400-0	GROUP HEALTH INSURANCE	163,031	142,538	142,538	142,538	142,538	0.00 %
2061251	50410-0	GROUP HEALTH INS-RETIRES	17,438	17,438	17,438	17,438	16,427	-5.80 %
2061251	50415-0	GROUP LIFE INSURANCE	3,329	4,961	2,096	4,961	5,783	16.57 %
2061251	50430-0	WORKERS COMP INSURANCE	4,441	4,484	4,484	4,484	5,249	17.06 %
2061251	50500-0	RETIREMENT/MEDICARE TAX	187,324	182,592	80,398	182,592	195,012	6.80 %

**LAFAYETTE CONSOLIDATED GOVERNMENT
2024 - 2025 ADOPTED BUDGET
ANNUAL BUDGET BY DEPARTMENT**

EO-EXECUTIVE

CODE	EXPENDITURE	ACTUAL	CUR BUDGET	ACTUAL AT	PROJECTED	ADOPTED	ADOPTED VS	
		FY 22-23	FY 23-24	4/30/2024	FY 23-24	FY 24-25	CURRENT	
TOTAL PERSONNEL COSTS		1,279,331	1,329,635	650,743	1,329,635	1,476,720	11.06 %	
2061251	50600-0	TRAINING OF PERSONNEL	3,779	5,760	4,410	4,760	4,760	-17.36 %
2061251	50800-0	UNIFORMS	9,315	7,000	1,233	7,000	7,000	0.00 %
2061251	51000-0	ADMINISTRATIVE COST	396,000	490,000	245,000	490,000	500,000	2.04 %
2061251	52000-0	LEGAL FEES	0	3,000	0	3,000	1,000	-66.67 %
2061251	60000-0	BUILDING MAINTENANCE	8,774	6,000	2,062	6,000	16,000	166.67 %
2061251	63000-0	EQUIPMENT MAINTENANCE	1,182	3,000	1,620	3,000	3,000	0.00 %
2061251	65000-0	GROUNDS MAINTENANCE	21,982	21,500	9,638	21,500	23,200	7.91 %
2061251	66000-0	JANITORIAL SUPPLIES & SERVICES	10,831	11,000	3,197	11,000	11,000	0.00 %
2061251	66020-0	JAN SUP & SERV-CONTRACT	7,800	8,000	3,328	8,000	8,200	2.50 %
2061251	67000-0	UTILITIES	55,585	50,000	28,971	50,000	56,000	12.00 %
2061251	70000-0	DUES & LICENSES	875	1,264	50	1,264	1,264	0.00 %
2061251	70123-614	OTHER INSURANCE PREMIUMS-RM	37,984	63,009	45,983	63,009	47,861	-24.04 %
2061251	70200-0	POSTAGE/SHIPPING CHARGES	155	346	57	346	346	0.00 %
2061251	70300-0	PRINTING & BINDING	6,377	6,000	905	6,000	6,000	0.00 %
2061251	70400-0	PUBLICATION & RECORDATION	0	400	0	400	400	0.00 %
2061251	70500-0	TELECOMMUNICATIONS	13,475	16,000	5,620	16,000	16,000	0.00 %
2061251	70600-0	TESTING EXPENSE	0	1,296	0	1,296	1,296	0.00 %
2061251	70902-0	DUPLICATING EQUIPMENT EXPENSES	3,291	3,500	1,976	3,500	3,500	0.00 %
2061251	70907-0	CONTRACTUAL SERVICES	27,137	30,440	13,409	30,440	30,440	0.00 %
2061251	70915-0	CONTR SERV-CREDIT CARD EXP	1,373	5,400	527	5,400	5,400	0.00 %
2061251	70917-0	CONTR SERV-DONATIONS	255	6,306	101	6,006	0	-100.00 %
2061251	71008-0	CONTR SERV-FOSTER EXPENSE	993	2,000	13	2,000	2,000	0.00 %
2061251	71013-0	CONTR SERV-VETERINARY CARE	75,431	97,300	38,130	97,300	97,300	0.00 %
2061251	71014-0	CONTR SERV-TNR CARE	56,109	40,000	13,329	40,000	45,000	12.50 %
2061251	71015-0	CONTR SERV-CREMATIONS	7,546	5,500	3,654	5,500	5,500	0.00 %
2061251	71016-0	CONTR SERV-RESCUE EXPENSE	4,410	11,500	1,215	11,500	8,500	-26.09 %
2061251	71018-0	CONTR SERV-HVAC MAINTENANCE	7,500	8,000	3,772	8,000	9,200	15.00 %
2061251	71022-0	CONTR SERV-SAAS COSTS	10,565	11,000	0	11,000	11,000	0.00 %
2061251	72461-0	SUP & MAT-VACCINATION/EMPLOYEE	1,136	5,000	1,276	5,000	5,000	0.00 %
2061251	72462-0	SUP & MAT-VACCINATION/MEDICINE	97,877	99,950	43,512	99,950	99,000	-0.95 %
2061251	72600-0	TRANSPORTATION	102,356	97,000	46,468	97,000	97,000	0.00 %
2061251	72700-0	SUPPLIES & MATERIALS	79,168	80,000	26,454	80,000	80,000	0.00 %
2061251	72720-0	SUP & MAT-DONATIONS	15,098	11,421	8,604	10,691	0	-100.00 %
2061251	72746-0	SUP & MAT-FOSTER EXPENSE	1,491	4,000	0	5,000	5,000	25.00 %
2061251	72790-0	SUP & MAT-MICRO CHIPS	13,972	17,000	5,972	17,000	17,000	0.00 %
2061251	78000-0	UNINSURED LOSSES	58,937	71,246	0	85,365	141,255	98.26 %
2061251	80730-0	REIMBURSABLE EXPENSE	0	500	0	500	500	0.00 %
2061251	89000-0	CAPITAL OUTLAY	33,100	362,364	51,361	362,364	332,500	-8.24 %
TOTAL NON-PERSONNEL COSTS		1,171,859	1,663,002	611,847	1,676,091	1,698,422	2.13 %	
TOTAL FUND 206		2,451,190	2,992,637	1,262,590	3,005,726	3,175,142	6.10 %	
EO-CAO-JUVENILE DETENTION		3,082,727	3,798,314	1,430,505	3,886,445	6,293,751	65.70 %	
1255 EO-CAO-JUVENILE DETENTION		2,841,541	3,557,164	1,325,495	3,645,295	6,007,707	68.89 %	
1281255	72720-0	SUP & MAT-DONATIONS	804	696	696	696	0	-100.00 %
TOTAL NON-PERSONNEL COSTS		804	696	696	696	0	-100.00 %	
TOTAL FUND 128		804	696	696	696	0	-100.00 %	
2651255	50000-0	PERSONNEL SALARIES	1,072,497	1,328,724	505,661	1,328,724	1,498,271	12.76 %
2651255	50100-0	TEMPORARY EMPLOYEES	30,232	39,284	5,502	39,284	48,672	23.90 %
2651255	50200-0	OVERTIME	293,427	310,300	141,432	310,300	316,506	2.00 %

**LAFAYETTE CONSOLIDATED GOVERNMENT
2024 - 2025 ADOPTED BUDGET
ANNUAL BUDGET BY DEPARTMENT**

EO-EXECUTIVE

<u>CODE</u>		<u>EXPENDITURE</u>	<u>ACTUAL FY 22-23</u>	<u>CUR BUDGET FY 23-24</u>	<u>ACTUAL AT 4/30/2024</u>	<u>PROJECTED FY 23-24</u>	<u>ADOPTED FY 24-25</u>	<u>ADOPTED VS CURRENT</u>
2651255	50300-0	PROMOTION COSTS	0	48,263	0	48,263	37,498	-22.30 %
2651255	50400-0	GROUP HEALTH INSURANCE	268,060	241,484	241,484	241,484	219,364	-9.16 %
2651255	50415-0	GROUP LIFE INSURANCE	4,490	7,632	2,911	7,632	8,908	16.72 %
2651255	50430-0	WORKERS COMP INSURANCE	6,903	6,880	6,880	6,880	8,081	17.46 %
2651255	50500-0	RETIREMENT/MEDICARE TAX	178,104	177,492	84,289	177,492	202,340	14.00 %
2651255	50900-0	ACCRUED SICK/ANNUAL LEAVE	696	0	0	0	0	0.00 %
TOTAL PERSONNEL COSTS			1,854,409	2,160,059	988,159	2,160,059	2,339,640	8.31 %
2651255	50600-0	TRAINING OF PERSONNEL	7,933	11,520	6,598	11,520	11,520	0.00 %
2651255	50800-0	UNIFORMS	6,206	10,184	3,139	6,184	7,184	-29.46 %
2651255	50925-0	VEHICLE SUBSIDY LEASES	5,993	6,000	66	6,000	6,000	0.00 %
2651255	51000-0	ADMINISTRATIVE COST	286,728	290,000	0	352,510	355,000	22.41 %
2651255	56080-0	MEDICAL	33,600	37,800	14,000	42,000	42,000	11.11 %
2651255	57180-0	SOFTWARE SUPPORT	4,892	0	0	0	0	0.00 %
2651255	60000-0	BUILDING MAINTENANCE	22,319	20,835	7,666	20,835	20,835	0.00 %
2651255	63000-0	EQUIPMENT MAINTENANCE	1,701	6,616	2,255	6,616	6,616	0.00 %
2651255	65000-0	GROUNDS MAINTENANCE	13	0	0	0	0	0.00 %
2651255	66000-0	JANITORIAL SUPPLIES & SERVICES	13,502	16,588	6,284	16,588	16,588	0.00 %
2651255	67000-0	UTILITIES	43,755	40,000	15,100	40,000	40,000	0.00 %
2651255	70000-0	DUES & LICENSES	968	1,500	128	1,500	1,500	0.00 %
2651255	70123-614	OTHER INSURANCE PREMIUMS-RM	16,168	25,543	18,745	25,543	19,306	-24.42 %
2651255	70200-0	POSTAGE/SHIPPING CHARGES	505	691	55	691	691	0.00 %
2651255	70300-0	PRINTING & BINDING	78	900	410	900	900	0.00 %
2651255	70500-0	TELECOMMUNICATIONS	21,210	24,580	9,900	24,580	24,580	0.00 %
2651255	70902-0	DUPLICATING EQUIPMENT EXPENSES	621	647	311	647	647	0.00 %
2651255	70907-0	CONTRACTUAL SERVICES	163,366	220,545	62,880	220,545	729,500	230.77 %
2651255	71022-0	CONTR SERV-SAAS COSTS	0	21,702	20,038	21,702	23,050	6.21 %
2651255	72410-0	HYGIENE MAT-CLOTHES/BEDDING	14,272	12,000	8,432	12,000	13,000	8.33 %
2651255	72420-0	MEDICAL SUPPLIES & MATERIALS	4,661	6,144	1,108	6,144	6,144	0.00 %
2651255	72600-0	TRANSPORTATION	3,836	4,593	1,992	4,593	4,593	0.00 %
2651255	72700-0	SUPPLIES & MATERIALS	17,242	24,365	8,446	24,365	24,365	0.00 %
2651255	72725-0	SUP & MAT-EDUC/REC/CULTURAL	2,793	3,000	1,397	2,800	3,000	0.00 %
2651255	72745-0	SUP & MAT-FOOD AND SNACKS	2,687	3,580	334	3,580	3,580	0.00 %
2651255	76295-0	EXT APP-JUVENILE ASSESSMNT CTR	0	134,792	0	134,792	134,792	0.00 %
2651255	77140-0	RESERVE-DIRECTOR'S	0	5,000	0	5,000	5,000	0.00 %
2651255	78000-0	UNINSURED LOSSES	1,293	9,111	0	34,732	59,202	549.79 %
2651255	80420-0	TAX DEDUCTIONS-RETIREMENT	108,081	114,481	117,231	114,481	118,474	3.49 %
2651255	89000-0	CAPITAL OUTLAY	201,905	343,692	30,125	343,692	1,990,000	479.01 %
TOTAL NON-PERSONNEL COSTS			986,328	1,396,409	336,640	1,484,540	3,668,067	162.68 %
TOTAL FUND 265			2,840,737	3,556,468	1,324,799	3,644,599	6,007,707	68.92 %
1256 EO-CAO-JUVENILE DET-KITCHEN			241,186	241,150	105,010	241,150	286,044	18.62 %
2651256	50000-0	PERSONNEL SALARIES	68,727	75,821	24,733	75,821	92,474	21.96 %
2651256	50200-0	OVERTIME	7,189	7,920	3,662	7,920	8,078	1.99 %
2651256	50400-0	GROUP HEALTH INSURANCE	23,307	21,958	21,958	21,958	21,958	0.00 %
2651256	50415-0	GROUP LIFE INSURANCE	298	453	144	453	552	21.85 %
2651256	50430-0	WORKERS COMP INSURANCE	402	409	409	409	500	22.25 %
2651256	50500-0	RETIREMENT/MEDICARE TAX	10,582	9,819	3,635	9,819	10,751	9.49 %
2651256	50900-0	ACCRUED SICK/ANNUAL LEAVE	0	0	0	0	17,161	100.00 %
TOTAL PERSONNEL COSTS			110,505	116,380	54,541	116,380	151,474	30.15 %
2651256	50600-0	TRAINING OF PERSONNEL	0	480	0	480	480	0.00 %
2651256	66000-0	JANITORIAL SUPPLIES & SERVICES	2,357	3,042	191	3,042	3,042	0.00 %

**LAFAYETTE CONSOLIDATED GOVERNMENT
2024 - 2025 ADOPTED BUDGET
ANNUAL BUDGET BY DEPARTMENT**

EO-EXECUTIVE

CODE	EXPENDITURE	ACTUAL	CUR BUDGET	ACTUAL AT	PROJECTED	ADOPTED	ADOPTED VS	
		FY 22-23	FY 23-24	4/30/2024	FY 23-24	FY 24-25	CURRENT	
2651256	72700-0	SUPPLIES & MATERIALS	5,439	11,048	4,574	11,048	11,048	0.00 %
2651256	72745-0	SUP & MAT-FOOD AND SNACKS	122,885	110,200	45,704	110,200	120,000	8.89 %
TOTAL NON-PERSONNEL COSTS			130,681	124,770	50,469	124,770	134,570	7.85 %
TOTAL FUND 265			241,186	241,150	105,010	241,150	286,044	18.62 %
EO-CAO-HUMAN RESOURCES			770,744	915,907	388,996	900,468	998,712	9.04 %
2161 EO-CAO-HUMAN RESOURCES			770,744	915,907	388,996	900,468	998,712	9.04 %
1012161	50000-0	PERSONNEL SALARIES	409,172	443,702	199,749	443,702	502,327	13.21 %
1012161	50100-0	TEMPORARY EMPLOYEES	0	5,142	0	5,142	5,142	0.00 %
1012161	50200-0	OVERTIME	31,745	49,395	16,246	49,395	50,383	2.00 %
1012161	50400-0	GROUP HEALTH INSURANCE	69,862	60,290	60,290	60,290	65,820	9.17 %
1012161	50415-0	GROUP LIFE INSURANCE	1,728	2,463	1,181	2,463	2,789	13.24 %
1012161	50430-0	WORKERS COMP INSURANCE	2,372	2,397	2,397	2,397	2,713	13.18 %
1012161	50500-0	RETIREMENT/MEDICARE TAX	76,961	76,879	39,018	76,879	91,815	19.43 %
TOTAL PERSONNEL COSTS			591,840	640,268	318,881	640,268	720,989	12.61 %
1012161	50625-0	TRAINING-LCG WIDE	0	18,184	0	18,184	18,184	0.00 %
1012161	50800-0	UNIFORMS	294	1,526	828	1,526	1,526	0.00 %
1012161	56060-0	SUBSTANCE ABUSE	0	1,432	0	1,432	1,432	0.00 %
1012161	63000-0	EQUIPMENT MAINTENANCE	450	432	0	432	432	0.00 %
1012161	70200-0	POSTAGE/SHIPPING CHARGES	1,467	1,713	768	1,713	1,713	0.00 %
1012161	70300-0	PRINTING & BINDING	467	1,209	0	1,209	1,209	0.00 %
1012161	70400-0	PUBLICATION & RECORDATION	0	150	0	150	150	0.00 %
1012161	70500-0	TELECOMMUNICATIONS	358	900	160	900	900	0.00 %
1012161	70902-0	DUPLICATING EQUIPMENT EXPENSES	760	1,000	300	1,000	1,000	0.00 %
1012161	70907-0	CONTRACTUAL SERVICES	119,887	132,371	59,544	132,371	132,371	0.00 %
		CONTR SERV-COVID 19 CASE						
1012161	70925-0	MANAGEMENT-TESTING	0	50	0	50	50	0.00 %
1012161	72600-0	TRANSPORTATION	153	1,137	0	1,137	1,114	-2.02 %
1012161	72700-0	SUPPLIES & MATERIALS	5,126	10,219	1,508	10,219	10,219	0.00 %
1012161	78000-0	UNINSURED LOSSES	37,858	16,316	0	877	18,423	12.91 %
TOTAL NON-PERSONNEL COSTS			166,820	186,639	63,108	171,200	188,723	1.12 %
TOTAL FUND 101			758,660	826,907	381,989	811,468	909,712	10.01 %
4012161	89000-0	CAPITAL OUTLAY	502	0	0	0	0	0.00 %
TOTAL NON-PERSONNEL COSTS			502	0	0	0	0	0.00 %
TOTAL FUND 401			502	0	0	0	0	0.00 %
6052161	50705-0	UNEMP COMP-COMM SYSTEM	0	6,000	0	6,000	6,000	0.00 %
6052161	50710-0	UNEMP COMP-GENERAL FUND	11,025	65,000	7,007	65,000	65,000	0.00 %
6052161	50715-0	UNEMP COMP-UTILITY FUND	557	18,000	0	18,000	18,000	0.00 %
TOTAL PERSONNEL COSTS			11,582	89,000	7,007	89,000	89,000	0.00 %
TOTAL FUND 605			11,582	89,000	7,007	89,000	89,000	0.00 %
EO-CAO-MAILROOM			77,356	79,875	39,838	79,875	94,394	18.18 %
1218 EO-CAO-MAILROOM			77,356	79,875	39,838	79,875	94,394	18.18 %
1011218	50000-0	PERSONNEL SALARIES	50,437	51,927	23,536	51,927	64,740	24.68 %
1011218	50400-0	GROUP HEALTH INSURANCE	17,495	10,952	10,952	10,952	10,952	0.00 %
1011218	50415-0	GROUP LIFE INSURANCE	216	310	138	310	386	24.52 %
1011218	50430-0	WORKERS COMP INSURANCE	289	280	280	280	350	25.00 %
1011218	50500-0	RETIREMENT/MEDICARE TAX	6,513	6,724	3,038	6,724	8,384	24.69 %

**LAFAYETTE CONSOLIDATED GOVERNMENT
2024 - 2025 ADOPTED BUDGET
ANNUAL BUDGET BY DEPARTMENT**

EO-EXECUTIVE

<u>CODE</u>	<u>EXPENDITURE</u>	<u>ACTUAL FY 22-23</u>	<u>CUR BUDGET FY 23-24</u>	<u>ACTUAL AT 4/30/2024</u>	<u>PROJECTED FY 23-24</u>	<u>ADOPTED FY 24-25</u>	<u>ADOPTED VS CURRENT</u>
TOTAL PERSONNEL COSTS		74,950	70,193	37,944	70,193	84,812	20.83 %
1011218	50800-0 UNIFORMS	140	200	0	200	200	0.00 %
1011218	70200-0 POSTAGE/SHIPPING CHARGES	1,480	2,230	1,700	2,230	2,480	11.21 %
1011218	70500-0 TELECOMMUNICATIONS	31	250	17	250	250	0.00 %
1011218	70902-0 DUPLICATING EQUIPMENT EXPENSES	216	302	108	302	302	0.00 %
1011218	70907-0 CONTRACTUAL SERVICES	0	200	0	200	200	0.00 %
1011218	72600-0 TRANSPORTATION	0	5,000	0	5,000	4,900	-2.00 %
1011218	72700-0 SUPPLIES & MATERIALS	539	1,500	69	1,500	1,250	-16.67 %
TOTAL NON-PERSONNEL COSTS		2,406	9,682	1,894	9,682	9,582	-1.03 %
TOTAL FUND 101		77,356	79,875	39,838	79,875	94,394	18.18 %
EO-CAO-311 C/P COMM SRVS		172,088	322,831	88,583	322,831	210,684	-34.74 %
2163 EO-CAO-COMMUNICATIONS/311		172,088	322,831	88,583	322,831	210,684	-34.74 %
1012163	50000-0 PERSONNEL SALARIES	119,894	136,729	57,882	136,729	161,782	18.32 %
1012163	50200-0 OVERTIME	0	800	0	800	816	2.00 %
1012163	50400-0 GROUP HEALTH INSURANCE	34,990	21,904	21,904	21,904	21,904	0.00 %
1012163	50415-0 GROUP LIFE INSURANCE	496	816	330	816	966	18.38 %
1012163	50430-0 WORKERS COMP INSURANCE	773	738	738	738	875	18.56 %
1012163	50500-0 RETIREMENT/MEDICARE TAX	15,472	17,708	7,466	17,708	20,971	18.43 %
TOTAL PERSONNEL COSTS		171,625	178,695	88,320	178,695	207,314	16.02 %
1012163	50800-0 UNIFORMS	140	300	0	300	300	0.00 %
1012163	70200-0 POSTAGE/SHIPPING CHARGES	0	30	0	30	30	0.00 %
1012163	70400-0 PUBLICATION & RECORDATION	0	350	127	350	350	0.00 %
1012163	70500-0 TELECOMMUNICATIONS	67	90	37	90	90	0.00 %
1012163	70907-0 CONTRACTUAL SERVICES	174	21,650	74	21,650	200	-99.08 %
1012163	72700-0 SUPPLIES & MATERIALS	82	300	25	300	2,400	700.00 %
TOTAL NON-PERSONNEL COSTS		463	22,720	263	22,720	3,370	-85.17 %
TOTAL FUND 101		172,088	201,415	88,583	201,415	210,684	4.60 %
4012163	89000-0 CAPITAL OUTLAY	0	121,416	0	0	0	-100.00 %
TOTAL NON-PERSONNEL COSTS		0	121,416	0	0	0	-100.00 %
TOTAL FUND 401		0	121,416	0	0	0	-100.00 %
4852163	89000-0 CAPITAL OUTLAY	0	0	0	121,416	0	0.00 %
TOTAL NON-PERSONNEL COSTS		0	0	0	121,416	0	0.00 %
TOTAL FUND 485		0	0	0	121,416	0	0.00 %
TOTAL EO-EXECUTIVE		8,786,312	11,382,387	4,638,117	11,488,966	13,826,002	21.47 %



ELECTED OFFICIALS-LEGAL

Legal Department is responsible for providing legal representation and support services to all areas of City-Parish Government.

Duties include serving as chief legal advisor to the Mayor-President, the City and Parish Councils, and all governmental departments, commissions, offices, and agencies. The City-Parish Attorney reports directly to the Mayor-President as appropriate, relative to the legal matters of the City-Parish Government to ensure the highest levels of professionalism and efficiency in legal services and generate positive results through effective legal representation.

City Prosecutor is responsible for representing the City and Parish of Lafayette in City Court for violations of any ordinances including speeding, parking violations, DUI, littering, noise, grass cutting, etc. As an Assistant District Attorney, at the DA's discretion, he may also be called upon to prosecute other misdemeanor offenses in City Court.



**LAFAYETTE CONSOLIDATED GOVERNMENT
2024 - 2025 ADOPTED BUDGET
ANNUAL BUDGET BY DEPARTMENT**

LEGAL DEPARTMENT RECAP

	Actual FY 22/23	Cur Budget FY 23/24	Actual At FY 23/24	Projected FY 23/24	Adopted FY 24/25	Adopted vs. Current
Expenditures by Type						
PERSONNEL SALARIES	262,655	341,324	127,756	341,324	413,657	21.19 %
EMPLOYEE BENEFITS	53,856	62,672	61,105	62,672	57,142	-8.82 %
RETIREMENT SYSTEM	50,699	57,431	25,605	57,431	72,225	25.76 %
PURCHASED SERVICES	1,937,968	1,972,276	556,384	1,972,276	1,772,274	-10.14 %
MATERIALS & SUPPLIES	9,986	25,078	6,637	25,078	25,070	-0.03 %
UNINSURED LOSSES	8,784	10,589	-	7,194	-	-100.00 %
MISCELLANEOUS EXPENSE	(6,143)	-	-	-	-	0.00 %
CAPITAL OUTLAY	-	12,000	-	12,000	-	-100.00 %
Total Expenditures	2,317,805	2,481,370	777,487	2,477,975	2,340,368	-5.68 %

**LAFAYETTE CONSOLIDATED GOVERNMENT
2024 - 2025 ADOPTED BUDGET
ANNUAL BUDGET BY DEPARTMENT**

LEGAL DEPARTMENT

CODE	EXPENDITURE	ACTUAL	CUR BUDGET	ACTUAL AT	PROJECTED	ADOPTED	ADOPTED VS	
		FY 22-23	FY 23-24	4/30/2024	FY 23-24	FY 24-25	CURRENT	
LD-LEGAL DEPARTMENT		1,846,369	1,897,793	520,912	1,887,204	1,706,827	-10.06 %	
1400 LD-LEGAL DEPARTMENT		1,846,369	1,897,793	520,912	1,887,204	1,706,827	-10.06 %	
1011400	52000-0	LEGAL FEES	1,770,891	1,800,000	480,640	1,800,000	1,600,000	-11.11 %
1011400	70000-0	DUES & LICENSES	0	200	0	200	200	0.00 %
1011400	70500-0	TELECOMMUNICATIONS	0	450	0	450	450	0.00 %
1011400	72700-0	SUPPLIES & MATERIALS	0	1,028	0	1,028	1,028	0.00 %
1011400	72775-0	SUP & MAT-LAW LIBRARY	0	3,292	0	3,292	3,292	0.00 %
1011400	78000-0	UNINSURED LOSSES	0	10,589	0	0	0	-100.00 %
1011400	80771-0	MISC EXP-PY ADJUSTMENT	(6,143)	0	0	0	0	0.00 %
TOTAL NON-PERSONNEL COSTS		1,764,748	1,815,559	480,640	1,804,970	1,604,970	-11.60 %	
TOTAL FUND 101		1,764,748	1,815,559	480,640	1,804,970	1,604,970	-11.60 %	
2621400	50000-0	PERSONNEL SALARIES	66,555	67,626	30,651	67,626	85,001	25.69 %
2621400	50400-0	GROUP HEALTH INSURANCE	5,812	5,476	5,476	5,476	5,476	0.00 %
2621400	50415-0	GROUP LIFE INSURANCE	281	372	180	372	372	0.00 %
2621400	50430-0	WORKERS COMP INSURANCE	358	0	0	0	0	0.00 %
2621400	50500-0	RETIREMENT/MEDICARE TAX	8,615	8,758	3,965	8,758	11,008	25.69 %
TOTAL PERSONNEL COSTS		81,621	82,232	40,272	82,232	101,857	23.87 %	
2621400	70123-614	OTHER INSURANCE PREMIUMS-RM	0	2	0	2	0	-100.00 %
TOTAL NON-PERSONNEL COSTS		0	2	0	2	0	-100.00 %	
TOTAL FUND 262		81,621	82,234	40,272	82,234	101,857	23.86 %	
LD-CITY PROSECUTOR		471,436	583,577	256,575	590,771	633,541	8.56 %	
1401 LD-CITY PROSECUTOR		471,436	583,577	256,575	590,771	633,541	8.56 %	
1011401	50000-0	PERSONNEL SALARIES	193,249	269,593	97,030	269,593	309,593	14.84 %
1011401	50100-0	TEMPORARY EMPLOYEES	0	700	0	700	15,600	2,128.57 %
1011401	50200-0	OVERTIME	2,648	2,905	0	2,905	2,963	2.00 %
1011401	50310-0	TRANSCRIPTIONS-COURT REPORTER	203	500	75	500	500	0.00 %
1011401	50400-0	GROUP HEALTH INSURANCE	46,614	54,976	54,976	54,976	49,446	-10.06 %
1011401	50415-0	GROUP LIFE INSURANCE	791	1,848	473	1,848	1,848	0.00 %
1011401	50500-0	RETIREMENT/MEDICARE TAX	42,084	48,673	21,640	48,673	61,217	25.77 %
TOTAL PERSONNEL COSTS		285,589	379,195	174,194	379,195	441,167	16.34 %	
1011401	50600-0	TRAINING OF PERSONNEL	0	24	0	24	24	0.00 %
1011401	50800-0	UNIFORMS	856	1,330	834	1,330	1,330	0.00 %
1011401	70200-0	POSTAGE/SHIPPING CHARGES	359	345	84	345	345	0.00 %
1011401	70300-0	PRINTING & BINDING	452	845	0	845	845	0.00 %
1011401	70500-0	TELECOMMUNICATIONS	664	1,230	316	1,230	1,230	0.00 %
1011401	70902-0	DUPLICATING EQUIPMENT EXPENSES	602	3,000	344	3,000	3,000	0.00 %
1011401	70907-0	CONTRACTUAL SERVICES	165,000	166,180	75,000	166,180	166,180	0.00 %
1011401	72600-0	TRANSPORTATION	0	400	0	400	392	-2.00 %
1011401	72700-0	SUPPLIES & MATERIALS	5,213	11,528	2,831	11,528	11,528	0.00 %
1011401	72775-0	SUP & MAT-LAW LIBRARY	3,917	7,500	2,972	7,500	7,500	0.00 %
1011401	78000-0	UNINSURED LOSSES	8,784	0	0	7,194	0	0.00 %
TOTAL NON-PERSONNEL COSTS		185,847	192,382	82,381	199,576	192,374	0.00 %	
TOTAL FUND 101		471,436	571,577	256,575	578,771	633,541	10.84 %	
4011401	89000-0	CAPITAL OUTLAY	0	12,000	0	0	0	-100.00 %
TOTAL NON-PERSONNEL COSTS		0	12,000	0	0	0	-100.00 %	

**LAFAYETTE CONSOLIDATED GOVERNMENT
2024 - 2025 ADOPTED BUDGET
ANNUAL BUDGET BY DEPARTMENT**

LEGAL DEPARTMENT

<u>CODE</u>	<u>EXPENDITURE</u>	<u>ACTUAL FY 22-23</u>	<u>CUR BUDGET FY 23-24</u>	<u>ACTUAL AT 4/30/2024</u>	<u>PROJECTED FY 23-24</u>	<u>ADOPTED FY 24-25</u>	<u>ADOPTED VS CURRENT</u>
TOTAL FUND 401		0	12,000	0	0	0	-100.00 %
4611401	89000-0 CAPITAL OUTLAY	0	0	0	12,000	0	0.00 %
TOTAL NON-PERSONNEL COSTS		0	0	0	12,000	0	0.00 %
TOTAL FUND 461		0	0	0	12,000	0	0.00 %
TOTAL LEGAL DEPARTMENT		2,317,805	2,481,370	777,487	2,477,975	2,340,368	-5.68 %



FINANCE & MANAGEMENT

Office of Finance & Management exists to oversee and manage, according to all applicable laws and standards, the Accounting, Budgeting, Group Insurance, Purchasing, Property, and Risk Management functions within LCG. The department must produce accurate and timely financial information for citizens, councils, employees, and management in order to facilitate sound decisions. In performing these functions, its staff must at all times operate within the bounds of strict fiduciary duty with regards to taxpayer assets.

Statistical Information:

DESCRIPTION	FY 2021-22	FY 2022-23	FY 2023-24 ESTIMATED	FY 2024-25 PROJECTED
Group Insurance Claims Processed:				
Medical Claims	70,828	79,988	77,351	77,131
Prescription Claims	70,163	73,741	55,271	57,819
Items processed for Deposit through Accounting	4740	4752	4507	4646
Number of Budget Revisions Processed	1,196	1,258	1,032	1,200
Purchase Orders Issued	17,454	18,180	20,000	20,000
Contracts Finalized	463	433	400	400
Number of Fixed Assets over \$1,000 Added	1,384	1,289	700	700
Subrogation Recoveries	\$643,493	804,930.38	\$817,912	\$725,000

Status of FY 2023-24 Goals and Operational and Budgeted Goals for FY 2024-25:

- In FY23-24, the Accounting Division implemented remote deposit which has reduced the number of deposit corrections and staff time related to physical deposits. In FY24-25, Accounting will go live with a new ERP software and begin implementation on Phase II which includes the Payroll portion. There will be a rollout of credit card acceptance with the new ERP software to many departments who currently are not setup with this capability.
- In FY 23-24 the Group Insurance and Risk Management divisions continued to stream-line and automate manual processes as well as revamping LCG’s safety program and its policies and procedures manual. In FY 24-25 the divisions goals remain the same, as they are still working to complete their PPMs, particularly as it relates to our safety program. Risk Management is contemplating some changes with the division that may include restricting of positions.
- Purchasing is still working towards our goal of reducing the purchase of paper by at least 25%. This should be realized in the next fiscal year once the new ERP system has gone live and we move more towards electronic documents.
- Budget Management endeavors to properly budget expenditures by department and by fund, in addition to accurately projecting revenues to be used by the administration in making budgetary decisions each fiscal year.

Performance Measures:

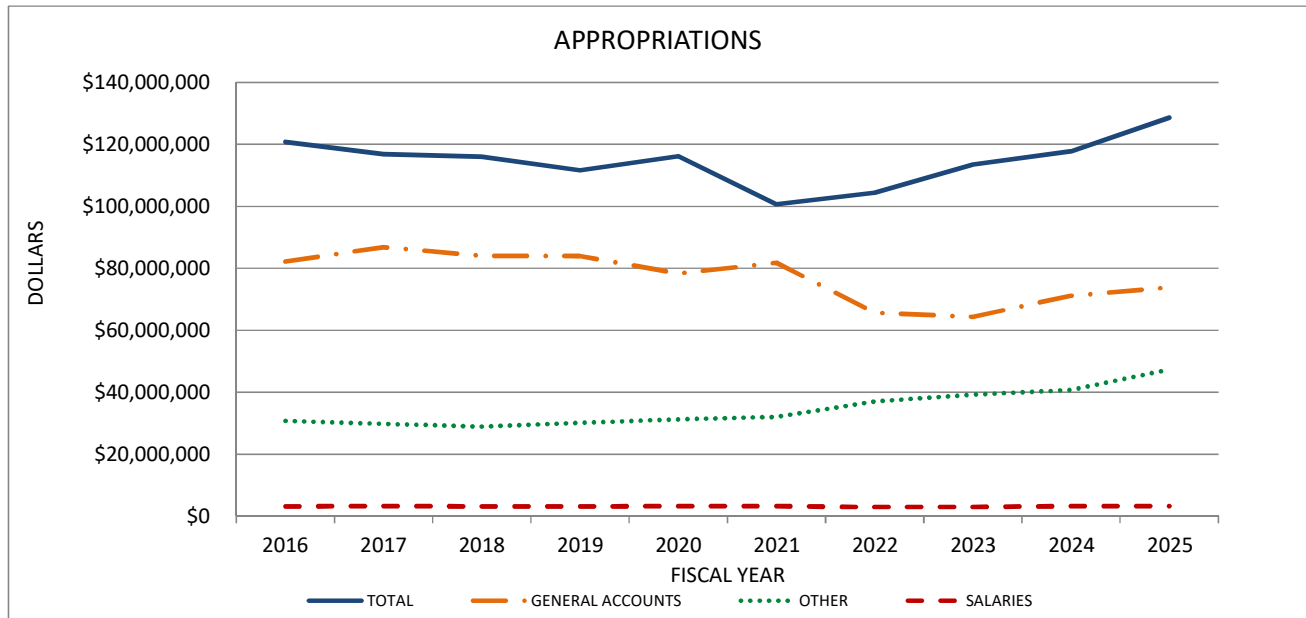
PERFORMANCE MEASURE	BENCHMARK	FY 2022-23 ACTUAL	FY 2023-24 ESTIMATED	FY 2024-25 FORECAST/GOAL
Increase number of ACH payments issued	Increase by 5%	4,979	5,050	5,125
Eliminate the use of paper DPR's	Eliminate all	12,167	12,000	2,000
Reduce purchases of paper	Reduce by 25%	30%	35%	40%
Maintain/Increase Accuracy of Revenue Projections (Actual/Budgeted %)	100%	103.2%	101.1%	101.0%



LAFAYETTE CONSOLIDATED GOVERNMENT
2024-25 ADOPTED BUDGET
OFFICE OF FINANCE & MANAGEMENT

10 YEAR BUDGET HISTORY
APPROPRIATIONS, EXCLUDING CAPITAL

FISCAL YEAR	TOTAL	SALARIES	OTHER	GENERAL ACCOUNTS	STRENGTH	STRENGTH CHANGE
2016	\$120,821,611	3,240,336	30,754,660	86,826,615	69	0
2017	\$116,880,550	3,133,679	29,758,078	83,988,793	67	(2)
2018	\$116,003,564	3,173,306	28,897,996	83,932,262	69	2
2019	\$111,600,090	3,212,885	30,095,410	78,291,795	69	0
2020	\$116,232,777	3,188,361	31,237,108	81,807,308	69	0
2021	\$100,663,907	2,920,765	32,056,111	65,687,031	60	(9)
2022	\$104,393,471	3,004,590	37,039,937	64,348,944	61	1
2023	\$113,519,512	3,204,064	39,181,004	71,134,444	64	3
2024	\$117,766,284	3,237,991	40,694,609	73,833,684	64	0
2025	128,639,357	3,610,165	47,318,720	77,710,472	64	0



Significant Changes

2023-City and Parish Councils approved pay adjustment during FY2022 increasing salaries and benefits. The addition of three positions also increased salaries and benefits. The increase in Other is primarily due to increases in Medical Claims and Insurance Premiums. The increase in General Accounts is primarily due to increases in Internal Appropriations and Debt Service - Principal.

2024-City and Parish Councils approved a 2% pay adjustment for FY2024, increasing salaries and benefits. There was also an approved decrease to group insurance premium rates. The increase in Other is primarily due to a major increase in property insurance premiums and its allocation to other departments. The increase in General Accounts is primarily due to increases in Internal Appropriations.

2025-City and Parish Councils approved a Pay Plan for FY2025, increasing salaries and benefits.



**LAFAYETTE CONSOLIDATED GOVERNMENT
2024 - 2025 ADOPTED BUDGET
ANNUAL BUDGET BY DEPARTMENT**

OFFICE OF FINANCE & MANAGEMENT RECAP

	Actual FY 22/23	Cur Budget FY 23/24	Actual At FY 23/24	Projected FY 23/24	Adopted FY 24/25	Adopted vs. Current
Expenditures by Type						
PERSONNEL SALARIES	2,890,460	3,298,562	1,411,593	3,298,562	3,681,556	11.61 %
EMPLOYEE BENEFITS	511,918	490,920	481,336	490,920	477,302	-2.77 %
RETIREMENT SYSTEM	648,036	687,721	295,070	687,721	683,894	-0.56 %
RETIREE HEALTH INS	523,119	511,495	511,495	511,495	429,258	-16.08 %
ACCRUED SICK/ANNUAL	118,287	296,042	196,568	296,042	-	-100.00 %
PURCHASED SERVICES	34,882,437	45,342,390	16,114,175	42,386,467	42,999,679	-5.17 %
MATERIALS & SUPPLIES	94,583	97,198	33,136	92,198	95,029	-2.23 %
INTERNAL APPROPRIATIONS	44,155,666	43,076,185	14,079,772	44,661,154	31,283,718	-27.38 %
EXTERNAL APPROPRIATIONS	2,462,364	3,083,173	1,288,284	3,083,173	2,771,523	-10.11 %
UNINSURED LOSSES	10,160	5,133	-	38,903	60,426	1,077.21 %
MISCELLANEOUS EXPENSE	500,281	529,887	537,307	529,887	548,196	3.46 %
DEBT SERVICE PRINCIPAL	23,020,000	22,080,000	22,080,000	22,080,000	22,610,000	2.40 %
DEBT SERVICE INTEREST	9,180,244	8,333,135	4,360,715	9,360,765	10,032,627	20.39 %
CAPITAL OUTLAY	101,641	109,125	659,694	109,125	118,850	8.91 %
RESERVES	14,688,949	6,330,096	4,086,958	8,911,727	8,955,242	41.47 %
RESERVE CAPITAL	-	361,500	-	361,500	200,000	-44.67 %
FIRE/POLICE RETIREE COLA	992,483	1,051,900	507,675	1,051,900	1,077,500	2.43 %
FB BP	-	727,692	-	727,692	-	-100.00 %
PENSION MERGER COST	2,791,652	2,787,139	2,787,138	2,750,160	2,751,742	-1.27 %
Total Expenditures	137,572,280	139,199,293	69,430,916	141,429,391	128,776,542	-7.49 %

**LAFAYETTE CONSOLIDATED GOVERNMENT
2024 - 2025 ADOPTED BUDGET
ANNUAL BUDGET BY DEPARTMENT**

OFFICE OF FINANCE & MANAGEMENT

CODE	EXPENDITURE	ACTUAL	CUR BUDGET	ACTUAL AT	PROJECTED	ADOPTED	ADOPTED
		FY 22-23	FY 23-24	4/30/2024	FY 23-24	FY 24-25	VS CURRENT
FM-CHIEF FINANCIAL OFFICER		717,657	725,799	316,357	725,875	710,034	-2.17 %
0100 FM-CHIEF FINANCIAL OFFICER		717,657	725,799	316,357	725,875	710,034	-2.17 %
1010100	50000-0 PERSONNEL SALARIES	410,485	474,200	209,455	474,200	497,095	4.83 %
1010100	50100-0 TEMPORARY EMPLOYEES	5,623	24,423	0	24,423	24,424	0.00 %
1010100	50121-0 TEMP EMP-SMART IMPLEMENTATION	0	3,300	0	3,300	3,300	0.00 %
1010100	50200-0 OVERTIME	0	551	0	551	562	2.00 %
1010100	50400-0 GROUP HEALTH INSURANCE	40,802	38,440	38,440	38,440	32,910	-14.39 %
1010100	50415-0 GROUP LIFE INSURANCE	1,340	1,635	894	1,635	1,752	7.16 %
1010100	50430-0 WORKERS COMP INSURANCE	2,321	2,562	2,562	2,562	2,685	4.80 %
1010100	50500-0 RETIREMENT/MEDICARE TAX	124,539	146,764	54,575	146,764	108,321	-26.19 %
1010100	50900-0 ACCRUED SICK/ANNUAL LEAVE	110,481	0	0	0	0	0.00 %
TOTAL PERSONNEL COSTS		695,591	691,875	305,926	691,875	671,049	-3.01 %
1010100	50600-0 TRAINING OF PERSONNEL	4,993	8,800	3,927	8,800	9,600	9.09 %
1010100	50925-0 VEHICLE SUBSIDY LEASES	5,084	8,077	2,954	8,077	12,400	53.52 %
1010100	70000-0 DUES & LICENSES	1,760	2,365	225	2,365	2,365	0.00 %
1010100	70200-0 POSTAGE/SHIPPING CHARGES	7	259	1	259	260	0.39 %
1010100	70300-0 PRINTING & BINDING	0	155	57	155	155	0.00 %
1010100	70400-0 PUBLICATION & RECORDATION	911	705	123	705	705	0.00 %
1010100	70500-0 TELECOMMUNICATIONS	2,225	2,500	1,010	2,500	2,500	0.00 %
1010100	70800-0 TRAVEL & MEETINGS	147	433	28	433	1,000	130.95 %
1010100	72700-0 SUPPLIES & MATERIALS	1,419	3,034	2,106	3,034	5,000	64.80 %
1010100	78000-0 UNINSURED LOSSES	3,879	2,596	0	2,672	0	-100.00 %
TOTAL NON-PERSONNEL COSTS		20,425	28,924	10,431	29,000	33,985	17.50 %
TOTAL FUND 101		716,016	720,799	316,357	720,875	705,034	-2.19 %
4010100	77140-0 RESERVE-DIRECTOR'S	0	5,000	0	0	0	-100.00 %
4010100	89000-0 CAPITAL OUTLAY	1,641	0	0	0	0	0.00 %
TOTAL NON-PERSONNEL COSTS		1,641	5,000	0	0	0	-100.00 %
TOTAL FUND 401		1,641	5,000	0	0	0	-100.00 %
4850100	77140-0 RESERVE-DIRECTOR'S	0	0	0	5,000	5,000	100.00 %
TOTAL NON-PERSONNEL COSTS		0	0	0	5,000	5,000	100.00 %
TOTAL FUND 485		0	0	0	5,000	5,000	100.00 %
FM-ACCOUNTING		1,930,583	2,216,705	1,083,857	2,216,705	2,384,071	7.55 %
0120 FM-ACCOUNTING		1,930,583	2,216,705	1,083,857	2,216,705	2,384,071	7.55 %
1010120	50000-0 PERSONNEL SALARIES	1,312,708	1,517,277	668,391	1,517,277	1,728,400	13.91 %
1010120	50200-0 OVERTIME	8,903	12,500	470	12,500	12,000	-4.00 %
1010120	50400-0 GROUP HEALTH INSURANCE	244,635	236,008	236,008	236,008	236,008	0.00 %
1010120	50415-0 GROUP LIFE INSURANCE	5,306	8,910	3,921	8,910	9,634	8.13 %
1010120	50430-0 WORKERS COMP INSURANCE	8,077	8,562	8,562	8,562	9,333	9.00 %
1010120	50500-0 RETIREMENT/MEDICARE TAX	286,453	305,720	135,921	305,720	324,936	6.29 %
1010120	50900-0 ACCRUED SICK/ANNUAL LEAVE	0	58,492	0	58,492	0	-100.00 %
TOTAL PERSONNEL COSTS		1,866,082	2,147,469	1,053,273	2,147,469	2,320,311	8.05 %
1010120	50600-0 TRAINING OF PERSONNEL	7,966	9,000	3,040	9,000	9,200	2.22 %
1010120	70000-0 DUES & LICENSES	1,214	1,460	200	1,460	1,205	-17.47 %
1010120	70200-0 POSTAGE/SHIPPING CHARGES	24,109	27,000	10,568	27,000	27,000	0.00 %
1010120	70300-0 PRINTING & BINDING	619	1,050	0	1,050	1,050	0.00 %
1010120	70500-0 TELECOMMUNICATIONS	1,844	1,920	818	1,920	1,920	0.00 %

**LAFAYETTE CONSOLIDATED GOVERNMENT
2024 - 2025 ADOPTED BUDGET
ANNUAL BUDGET BY DEPARTMENT**

OFFICE OF FINANCE & MANAGEMENT

<u>CODE</u>		<u>EXPENDITURE</u>	<u>ACTUAL FY 22-23</u>	<u>CUR BUDGET FY 23-24</u>	<u>ACTUAL AT 4/30/2024</u>	<u>PROJECTED FY 23-24</u>	<u>ADOPTED FY 24-25</u>	<u>ADOPTED VS CURRENT</u>
1010120	70902-0	DUPLICATING EQUIPMENT EXPENSES	2,676	2,700	1,338	2,700	2,700	0.00 %
1010120	70907-0	CONTRACTUAL SERVICES	8,582	4,081	1,342	4,081	5,053	23.82 %
1010120	72600-0	TRANSPORTATION	70	900	0	900	882	-2.00 %
1010120	72700-0	SUPPLIES & MATERIALS	17,421	14,000	6,480	14,000	14,000	0.00 %
TOTAL NON-PERSONNEL COSTS			64,501	62,111	23,786	62,111	63,010	1.45 %
TOTAL FUND 101			1,930,583	2,209,580	1,077,059	2,209,580	2,383,321	7.86 %
4010120	89000-0	CAPITAL OUTLAY	0	7,125	6,798	0	0	-100.00 %
TOTAL NON-PERSONNEL COSTS			0	7,125	6,798	0	0	-100.00 %
TOTAL FUND 401			0	7,125	6,798	0	0	-100.00 %
4610120	89000-0	CAPITAL OUTLAY	0	0	0	7,125	0	0.00 %
TOTAL NON-PERSONNEL COSTS			0	0	0	7,125	0	0.00 %
TOTAL FUND 461			0	0	0	7,125	0	0.00 %
4850120	89000-0	CAPITAL OUTLAY	0	0	0	0	750	100.00 %
TOTAL NON-PERSONNEL COSTS			0	0	0	0	750	100.00 %
TOTAL FUND 485			0	0	0	0	750	100.00 %
FM-BUDGET MANAGEMENT			610,087	874,220	489,087	874,220	642,787	-26.47 %
0140 FM-BUDGET MANAGEMENT			610,087	874,220	489,087	874,220	642,787	-26.47 %
1010140	50000-0	PERSONNEL SALARIES	434,370	452,291	183,969	452,291	470,892	4.11 %
1010140	50100-0	TEMPORARY EMPLOYEES	0	0	291	0	5,000	100.00 %
1010140	50400-0	GROUP HEALTH INSURANCE	52,426	49,392	49,392	49,392	43,862	-11.20 %
1010140	50415-0	GROUP LIFE INSURANCE	1,779	2,341	1,011	2,341	2,469	5.47 %
1010140	50430-0	WORKERS COMP INSURANCE	2,401	2,451	2,451	2,451	2,543	3.75 %
1010140	50500-0	RETIREMENT/MEDICARE TAX	113,355	121,368	50,711	121,368	109,194	-10.03 %
1010140	50900-0	ACCRUED SICK/ANNUAL LEAVE	0	237,550	196,568	237,550	0	-100.00 %
TOTAL PERSONNEL COSTS			604,331	865,393	484,393	865,393	633,960	-26.74 %
1010140	50600-0	TRAINING OF PERSONNEL	488	1,625	1,147	1,625	1,625	0.00 %
1010140	70000-0	DUES & LICENSES	100	430	100	430	430	0.00 %
1010140	70200-0	POSTAGE/SHIPPING CHARGES	0	14	13	14	14	0.00 %
1010140	70300-0	PRINTING & BINDING	3,218	3,750	1,823	3,750	3,750	0.00 %
1010140	70500-0	TELECOMMUNICATIONS	179	180	85	180	180	0.00 %
1010140	70902-0	DUPLICATING EQUIPMENT EXPENSES	621	621	311	621	621	0.00 %
1010140	70907-0	CONTRACTUAL SERVICES	877	890	752	890	890	0.00 %
1010140	72700-0	SUPPLIES & MATERIALS	273	1,317	463	1,317	1,317	0.00 %
TOTAL NON-PERSONNEL COSTS			5,756	8,827	4,694	8,827	8,827	0.00 %
TOTAL FUND 101			610,087	874,220	489,087	874,220	642,787	-26.47 %
FM-PURCHASING/PROPERTY MGMT			674,052	689,940	368,187	689,940	804,726	16.64 %
0150 FM-PURCHASING/PROPERTY MGMT			674,052	689,940	368,187	689,940	804,726	16.64 %
1010150	50000-0	PERSONNEL SALARIES	461,942	497,489	226,877	497,489	599,321	20.47 %
1010150	50100-0	TEMPORARY EMPLOYEES	13,097	12,000	4,738	12,000	3,000	-75.00 %
1010150	50200-0	OVERTIME	0	100	0	100	102	2.00 %
1010150	50400-0	GROUP HEALTH INSURANCE	104,911	93,308	93,308	93,308	82,248	-11.85 %
1010150	50415-0	GROUP LIFE INSURANCE	1,831	2,996	1,307	2,996	3,346	11.68 %
1010150	50430-0	WORKERS COMP INSURANCE	2,845	2,902	2,902	2,902	3,235	11.47 %
1010150	50500-0	RETIREMENT/MEDICARE TAX	71,194	66,895	33,796	66,895	87,224	30.39 %

**LAFAYETTE CONSOLIDATED GOVERNMENT
2024 - 2025 ADOPTED BUDGET
ANNUAL BUDGET BY DEPARTMENT**

OFFICE OF FINANCE & MANAGEMENT

CODE	EXPENDITURE	ACTUAL	CUR BUDGET	ACTUAL AT	PROJECTED	ADOPTED	ADOPTED VS
		FY 22-23	FY 23-24	4/30/2024	FY 23-24	FY 24-25	CURRENT
1010150	50900-0	7,806	0	0	0	0	0.00 %
TOTAL PERSONNEL COSTS		663,626	675,690	362,928	675,690	778,476	15.21 %
1010150	50600-0	700	700	380	700	5,700	714.29 %
1010150	50800-0	147	300	0	300	300	0.00 %
1010150	70200-0	489	1,500	211	1,500	1,000	-33.33 %
1010150	70300-0	46	1,300	1,071	1,300	1,300	0.00 %
1010150	70400-0	0	500	140	500	500	0.00 %
1010150	70500-0	2,168	2,700	1,157	2,700	2,700	0.00 %
1010150	70902-0	621	500	311	500	500	0.00 %
1010150	72600-0	29	250	0	250	1,250	400.00 %
1010150	72700-0	6,226	6,500	1,989	6,500	6,500	0.00 %
TOTAL NON-PERSONNEL COSTS		10,426	14,250	5,259	14,250	19,750	38.60 %
TOTAL FUND 101		674,052	689,940	368,187	689,940	798,226	15.69 %
4610150	89000-0	0	0	0	0	6,500	100.00 %
TOTAL NON-PERSONNEL COSTS		0	0	0	0	6,500	100.00 %
TOTAL FUND 461		0	0	0	0	6,500	100.00 %
FM-GENERAL ACCOUNTS		87,735,570	93,070,029	48,995,649	95,717,650	77,823,807	-16.38 %
0170 FM-GENERAL ACCOUNTS		87,566,741	92,863,964	48,937,033	95,511,585	77,607,742	-16.43 %
1010170	50410-0	470,807	459,183	459,183	459,183	392,578	-14.51 %
1010170	76474-0	303,354	514,975	213,636	514,975	555,030	7.78 %
TOTAL PERSONNEL COSTS		774,161	974,158	672,819	974,158	947,608	-2.73 %
1010170	53010-0	0	1,250	0	1,250	0	-100.00 %
1010170	57031-0	8,017	7,977	7,976	7,976	8,177	2.51 %
1010170	57081-0	22,682	11,335	0	11,335	11,065	-2.38 %
1010170	57150-0	0	6,134	0	6,135	0	-100.00 %
1010170	67080-0	1,253,475	2,045,100	837,753	2,045,100	2,040,000	-0.25 %
1010170	69010-0	(45)	45,000	0	45,000	45,000	0.00 %
1010170	69190-0	0	0	6,329	0	0	0.00 %
1010170	70123-614	341,705	521,070	401,343	521,070	426,374	-18.17 %
1010170	70903-0	25,855	65,000	27,524	65,000	65,000	0.00 %
1010170	70907-0	29,500	29,500	0	29,500	29,500	0.00 %
1010170	74000-126	47,832	406,454	(8,688)	406,454	0	-100.00 %
1010170	74000-162	6,091	0	0	0	0	0.00 %
1010170	74000-201	1,358,188	1,570,267	902,612	1,447,742	2,053,354	30.76 %
1010170	74000-202	608,750	547,286	285,022	546,631	437,833	-20.00 %
1010170	74000-203	2,173,411	2,666,593	2,140,095	2,667,735	3,033,815	13.77 %
1010170	74000-204	299,850	78,106	78,106	0	517,765	562.90 %
1010170	74000-209	220,823	572,274	120,051	195,055	571,695	-0.10 %
1010170	74000-285	0	0	0	0	15,000	100.00 %
1010170	74000-297	313,409	495,730	215,891	609,800	672,696	35.70 %
1010170	74000-299	792,318	1,383,972	278,954	1,573,220	1,810,391	30.81 %
1010170	74000-358	2,791,652	2,787,139	2,787,138	2,750,160	2,751,742	-1.27 %
1010170	74000-401	8,538,452	6,583,201	0	6,583,201	0	-100.00 %
1010170	74000-602	520,445	552,700	265,174	552,700	561,000	1.50 %
1010170	74000-603	472,038	499,200	242,501	499,200	516,500	3.47 %
1010170	74000-605	11,025	65,000	11,025	65,000	65,000	0.00 %
1010170	74000-643	(19,928)	0	0	0	0	0.00 %
1010170	74000-649	(774,072)	0	0	0	0	0.00 %

**LAFAYETTE CONSOLIDATED GOVERNMENT
2024 - 2025 ADOPTED BUDGET
ANNUAL BUDGET BY DEPARTMENT**

OFFICE OF FINANCE & MANAGEMENT

<u>CODE</u>	<u>EXPENDITURE</u>	<u>ACTUAL FY 22-23</u>	<u>CUR BUDGET FY 23-24</u>	<u>ACTUAL AT 4/30/2024</u>	<u>PROJECTED FY 23-24</u>	<u>ADOPTED FY 24-25</u>	<u>ADOPTED VS CURRENT</u>
1010170	74000-652 INT APP-HURRICANE IDA	49	0	0	0	0	0.00 %
1010170	76100-0 EXT APP-AOC CONTRIBUTIONS	298,420	306,250	74,080	306,250	297,500	-2.86 %
1010170	76345-0 EXT APP-LAF PAR CRIM JUST COMM EXT APP-DOWNTOWN LAF	0	834	0	834	0	-100.00 %
1010170	76411-0 UNLIMITED	0	55,000	0	55,000	55,000	0.00 %
1010170	76421-0 EXT APP-LEDA	250,000	125,000	0	125,000	0	-100.00 %
1010170	76530-0 EXT APP-OFFICE OF EMRG PREPARE	43,387	73,000	73,000	73,000	0	-100.00 %
1010170	76730-0 EXT APP-CAJUNDOME	500,000	500,000	250,000	500,000	500,000	0.00 %
1010170	76802-0 EXT APP-LAF CONV & VISTOR COM	250,000	250,000	150,000	250,000	0	-100.00 %
1010170	78000-0 UNINSURED LOSSES	0	0	0	21,319	44,248	100.00 %
1010170	80770-0 MISCELLANEOUS	4,094	0	0	0	0	0.00 %
TOTAL NON-PERSONNEL COSTS		20,387,423	22,250,372	9,145,886	21,960,667	16,528,655	-25.72 %
TOTAL FUND 101		21,161,584	23,224,530	9,818,705	22,934,825	17,476,263	-24.75 %
1050170	50410-0 GROUP HEALTH INS-RETIRES	52,312	52,312	52,312	52,312	36,680	-29.88 %
1050170	76474-0 EXT APP-MERS	77,742	131,975	54,749	131,975	142,240	7.78 %
TOTAL PERSONNEL COSTS		130,054	184,287	107,061	184,287	178,920	-2.91 %
1050170	53060-0 SALES TAX COLLECT	36,132	40,000	14,871	40,000	36,000	-10.00 %
1050170	54031-0 ALCOHOL PERMIT ENFORCE-SHERIFF	3,639	3,719	2,307	3,719	3,398	-8.63 %
1050170	54073-0 SECURITY-CITY HALL	36,582	0	0	0	0	0.00 %
1050170	57031-0 SOFTWARE MAINTENANCE-ASSESSOR	83,087	89,318	89,318	89,318	93,784	5.00 %
1050170	57081-0 AERIAL PHOTOGRAPHY-ASSESSOR	235,067	126,931	0	126,931	126,931	0.00 %
1050170	57150-0 TAX REASSESSMENT NOTICE	0	68,682	0	68,682	0	-100.00 %
1050170	67080-0 UTILITIES-STREET LIGHTING COST	31,681	40,000	21,678	40,000	40,000	0.00 %
1050170	70123-614 OTHER INSURANCE PREMIUMS-RM	0	160	0	160	0	-100.00 %
1050170	70903-0 ELECTION EXPENSE	0	49,636	14,962	49,636	49,636	0.00 %
1050170	74000-101 INT APP-CITY GENERAL FUND	3,321,139	3,739,216	1,652,385	3,739,216	4,178,264	11.74 %
1050170	74000-127 INT APP-GRANTS-STATE	0	83,333	0	83,333	0	-100.00 %
1050170	74000-241 INT APP-PAR PARKS & REC FD	0	11,680	0	11,680	17,240	47.60 %
1050170	74000-267 INT APP-WAR MEMORIAL FUND	251,608	328,330	230,735	328,330	1,144,761	248.66 %
1050170	74000-270 INT APP-CORONER'S FUND	825,697	813,519	367,467	896,069	899,166	10.53 %
1050170	74000-279 INT APP-PARWIDE FIRE PROTECT	0	319,438	0	319,438	320,000	0.18 %
1050170	74000-296 INT APP-BUCHANAN GARAGE FD	40,394	159,157	41,154	140,340	98,888	-37.87 %
1050170	74000-401 INT APP-CIP FUND	50,933	958,736	354,747	958,736	0	-100.00 %
1050170	74000-461 INT APP-1961 SALES TAX CAP IMP	0	0	0	0	49,516	100.00 %
1050170	74000-485 INT APP-1985 SALES TAX CAP IMP	0	0	0	0	938,358	100.00 %
1050170	74000-643 INT APP-HURRICANE GUSTAV FUND	(16,976)	0	0	0	0	0.00 %
1050170	74000-649 INT APP-HURRICANE DELTA	(193,518)	0	0	0	0	0.00 %
1050170	74000-651 INT APP-AMER RESC PLAN/21-PAR	1,760	0	0	0	0	0.00 %
1050170	74000-652 INT APP-HURRICANE IDA	12	0	0	0	0	0.00 %
1050170	76100-0 EXT APP-AOC CONTRIBUTIONS	140,847	157,500	28,714	157,500	140,000	-11.11 %
1050170	76345-0 EXT APP-LAF PAR CRIM JUST COMM	0	834	0	834	0	-100.00 %
1050170	76370-0 EXT APP-LAF PAR SVC OFFICER	41,826	41,827	24,399	41,827	41,827	0.00 %
1050170	76530-0 EXT APP-OFFICE OF EMRG PREPARE	43,387	73,000	73,000	73,000	0	-100.00 %
1050170	76790-0 EXT APP-SHERIFF REIMB	37,944	45,000	11,866	45,000	45,000	0.00 %
1050170	78000-0 UNINSURED LOSSES	0	0	0	11,282	11,340	100.00 %
1050170	80420-0 TAX DEDUCTIONS-RETIREMENT	164,692	174,117	178,121	174,117	180,191	3.49 %
TOTAL NON-PERSONNEL COSTS		5,135,933	7,324,133	3,105,724	7,399,148	8,414,300	14.88 %
TOTAL FUND 105		5,265,987	7,508,420	3,212,785	7,583,435	8,593,220	14.45 %
1270170	74000-275 INT APP-PARWD STRT, DRNG, BRDG INT APP-PARWD STRT	2,150,553	0	0	0	0	0.00 %

**LAFAYETTE CONSOLIDATED GOVERNMENT
2024 - 2025 ADOPTED BUDGET
ANNUAL BUDGET BY DEPARTMENT**

OFFICE OF FINANCE & MANAGEMENT

CODE	EXPENDITURE	ACTUAL	CUR BUDGET	ACTUAL AT	PROJECTED	ADOPTED	ADOPTED
		FY 22-23	FY 23-24	4/30/2024	FY 23-24	FY 24-25	VS CURRENT
1270170	74000-401	INT APP-CIP FUND	304,450	0	0	0	0.00 %
1270170	74000-441	INT APP-CITY COMBINED BD FD	4,999,999	0	0	0	0.00 %
TOTAL NON-PERSONNEL COSTS			7,455,002	0	0	0	0.00 %
TOTAL FUND 127			7,455,002	0	0	0	0.00 %
1280170	74000-260	INT APP-ROAD & BRIDGE MAINT FD	0	(381)	0	(381)	-100.00 %
1280170	74000-401	INT APP-CIP FUND	0	(20,161)	0	(20,161)	-100.00 %
TOTAL NON-PERSONNEL COSTS			0	(20,542)	0	(20,542)	-100.00 %
TOTAL FUND 128			0	(20,542)	0	(20,542)	-100.00 %
1620170	74000-502	INT APP-UTILITIES SYSTEM FUND	53,852	210,748	0	210,748	-100.00 %
TOTAL NON-PERSONNEL COSTS			53,852	210,748	0	210,748	-100.00 %
TOTAL FUND 162			53,852	210,748	0	210,748	-100.00 %
2010170	76474-0	EXT APP-MERS	42,185	71,614	29,709	71,614	7.78 %
TOTAL PERSONNEL COSTS			42,185	71,614	29,709	71,614	7.78 %
2010170	57031-0	SOFTWARE MAINTENANCE-ASSESSOR	946	1,023	1,022	1,007	2.44 %
2010170	57081-0	AERIAL PHOTOGRAPHY-ASSESSOR	2,677	1,453	0	1,453	-2.41 %
2010170	57150-0	TAX REASSESSMENT NOTICE	0	785	0	801	-100.00 %
TOTAL NON-PERSONNEL COSTS			3,623	3,261	1,022	3,261	-24.38 %
TOTAL FUND 201			45,808	74,875	30,731	74,875	6.38 %
2030170	76474-0	EXT APP-MERS	29,657	50,346	20,886	50,346	7.78 %
TOTAL PERSONNEL COSTS			29,657	50,346	20,886	50,346	7.78 %
TOTAL FUND 203			29,657	50,346	20,886	50,346	7.78 %
2040170	76474-0	EXT APP-MERS	3,648	6,193	2,569	6,193	7.77 %
TOTAL PERSONNEL COSTS			3,648	6,193	2,569	6,193	7.77 %
2040170	74000-101	INT APP-CITY GENERAL FUND	0	0	0	195,728	100.00 %
TOTAL NON-PERSONNEL COSTS			0	0	0	195,728	100.00 %
TOTAL FUND 204			3,648	6,193	2,569	201,921	1,091.18 %
2060170	76474-0	EXT APP-MERS	27,753	47,115	19,545	47,115	7.78 %
TOTAL PERSONNEL COSTS			27,753	47,115	19,545	47,115	7.78 %
2060170	74000-128	INT APP-GRANTS-OTHER	0	13,000	0	13,000	-100.00 %
TOTAL NON-PERSONNEL COSTS			0	13,000	0	13,000	-100.00 %
TOTAL FUND 206			27,753	60,115	19,545	60,115	-15.53 %
2070170	74000-101	INT APP-CITY GENERAL FUND	0	0	0	14,434	0.00 %
TOTAL NON-PERSONNEL COSTS			0	0	0	14,434	0.00 %
TOTAL FUND 207			0	0	0	14,434	0.00 %
2090170	76474-0	EXT APP-MERS	24,423	41,461	17,200	41,461	7.78 %
TOTAL PERSONNEL COSTS			24,423	41,461	17,200	41,461	7.78 %
2090170	74000-211	INT APP-GOLF CART FUND	0	0	0	200,000	100.00 %
TOTAL NON-PERSONNEL COSTS			0	0	0	200,000	100.00 %
TOTAL FUND 209			24,423	41,461	17,200	244,686	490.16 %

**LAFAYETTE CONSOLIDATED GOVERNMENT
2024 - 2025 ADOPTED BUDGET
ANNUAL BUDGET BY DEPARTMENT**

OFFICE OF FINANCE & MANAGEMENT

<u>CODE</u>	<u>EXPENDITURE</u>	<u>ACTUAL FY 22-23</u>	<u>CUR BUDGET FY 23-24</u>	<u>ACTUAL AT 4/30/2024</u>	<u>PROJECTED FY 23-24</u>	<u>ADOPTED FY 24-25</u>	<u>ADOPTED VS CURRENT</u>
2110170	74000-209 INT APP-COMBINED GOLF COURSES	0	705,267	0	681,997	0	-100.00 %
2110170	77060-0 RESERVE-CAPITAL	0	361,500	0	361,500	200,000	-44.67 %
TOTAL NON-PERSONNEL COSTS		0	1,066,767	0	1,043,497	200,000	-81.25 %
TOTAL FUND 211		0	1,066,767	0	1,043,497	200,000	-81.25 %
2150170	70907-0 CONTRACTUAL SERVICES	296,464	400,000	118,507	400,000	400,000	0.00 %
2150170	74000-401 INT APP-CIP FUND	89,106	261,977	130,417	666,790	0	-100.00 %
2150170	74000-461 INT APP-1961 SALES TAX CAP IMP	0	0	0	0	666,790	100.00 %
TOTAL NON-PERSONNEL COSTS		385,570	661,977	248,924	1,066,790	1,066,790	61.15 %
TOTAL FUND 215		385,570	661,977	248,924	1,066,790	1,066,790	61.15 %
2220170	70907-0 CONTRACTUAL SERVICES	242,335	400,000	96,590	400,000	400,000	0.00 %
2220170	74000-401 INT APP-CIP FUND	79,717	185,638	125,813	507,034	0	-100.00 %
2220170	74000-485 INT APP-1985 SALES TAX CAP IMP	0	0	0	0	507,034	100.00 %
TOTAL NON-PERSONNEL COSTS		322,052	585,638	222,403	907,034	907,034	54.88 %
TOTAL FUND 222		322,052	585,638	222,403	907,034	907,034	54.88 %
2260170	53060-0 SALES TAX COLLECT	8,470	66,272	3,719	66,272	16,500	-75.10 %
2260170	70907-0 CONTRACTUAL SERVICES	840,000	5,810,746	420,000	5,810,746	1,400,000	-75.91 %
TOTAL NON-PERSONNEL COSTS		848,470	5,877,018	423,719	5,877,018	1,416,500	-75.90 %
TOTAL FUND 226		848,470	5,877,018	423,719	5,877,018	1,416,500	-75.90 %
2500170	74000-285 INT APP-CRIM JUSTICE COMM FD	0	0	0	0	15,000	100.00 %
2500170	76320-0 EXT APP-LAF CATH SERVICES CTR	0	0	0	0	125,000	100.00 %
TOTAL NON-PERSONNEL COSTS		0	0	0	0	140,000	100.00 %
TOTAL FUND 250		0	0	0	0	140,000	100.00 %
2590170	57031-0 SOFTWARE MAINTENANCE-ASSESSOR	0	687	687	677	704	2.47 %
2590170	57081-0 AERIAL PHOTOGRAPHY-ASSESSOR	0	976	0	976	953	-2.36 %
2590170	57150-0 TAX REASSESSMENT NOTICE	0	528	0	538	0	-100.00 %
TOTAL NON-PERSONNEL COSTS		0	2,191	687	2,191	1,657	-24.37 %
TOTAL FUND 259		0	2,191	687	2,191	1,657	-24.37 %
2600170	76474-0 EXT APP-MERS	58,679	99,614	41,324	99,614	107,362	7.78 %
TOTAL PERSONNEL COSTS		58,679	99,614	41,324	99,614	107,362	7.78 %
2600170	57031-0 SOFTWARE MAINTENANCE-ASSESSOR	3,815	4,113	4,113	4,113	4,298	4.50 %
2600170	57081-0 AERIAL PHOTOGRAPHY-ASSESSOR	10,793	5,844	0	5,844	5,817	-0.46 %
2600170	57150-0 TAX REASSESSMENT NOTICE	0	3,162	0	3,162	0	-100.00 %
2600170	70903-0 ELECTION EXPENSE	0	0	0	0	51,100	100.00 %
2600170	74000-101 INT APP-CITY GENERAL FUND	470,902	637,737	246,799	637,737	785,334	23.14 %
2600170	74000-189 INT APP-LA DOTD MPO GRANTS	0	8,000	0	8,000	0	-100.00 %
2600170	74000-401 INT APP-CIP FUND	464,498	581,891	236,659	581,891	0	-100.00 %
2600170	74000-461 INT APP-1961 SALES TAX CAP IMP	0	0	0	0	794,657	100.00 %
TOTAL NON-PERSONNEL COSTS		950,008	1,240,747	487,571	1,240,747	1,641,206	32.28 %
TOTAL FUND 260		1,008,687	1,340,361	528,895	1,340,361	1,748,568	30.46 %
2610170	76474-0 EXT APP-MERS	60,741	103,114	42,776	103,114	111,134	7.78 %
TOTAL PERSONNEL COSTS		60,741	103,114	42,776	103,114	111,134	7.78 %
2610170	57031-0 SOFTWARE MAINTENANCE-ASSESSOR	3,005	3,240	3,240	3,240	3,385	4.48 %
2610170	57081-0 AERIAL PHOTOGRAPHY-ASSESSOR	8,501	4,604	0	4,604	4,582	-0.48 %

**LAFAYETTE CONSOLIDATED GOVERNMENT
2024 - 2025 ADOPTED BUDGET
ANNUAL BUDGET BY DEPARTMENT**

OFFICE OF FINANCE & MANAGEMENT

CODE	EXPENDITURE	ACTUAL	CUR BUDGET	ACTUAL AT	PROJECTED	ADOPTED	ADOPTED
		FY 22-23	FY 23-24	4/30/2024	FY 23-24	FY 24-25	VS CURRENT
2610170	57150-0	TAX REASSESSMENT NOTICE	0	2,491	0	2,491	0 -100.00 %
2610170	74000-126	INT APP-GRANTS-FEDERAL	25,605	46,578	620	46,578	0 -100.00 %
2610170	74000-127	INT APP-GRANTS-STATE	100,000	0	0	0	0 0.00 %
2610170	74000-162	INT APP-CDBG	0	870,438	0	870,438	0 -100.00 %
2610170	74000-401	INT APP-CIP FUND	464,498	581,891	236,659	581,891	0 -100.00 %
2610170	74000-461	INT APP-1961 SALES TAX CAP IMP	0	0	0	0	794,657 100.00 %
TOTAL NON-PERSONNEL COSTS			601,609	1,509,242	240,519	1,509,242	802,624 -46.82 %
TOTAL FUND 261			662,350	1,612,356	283,295	1,612,356	913,758 -43.33 %
2620170	57031-0	SOFTWARE MAINTENANCE-ASSESSOR	1,855	2,000	2,000	2,000	2,090 4.50 %
2620170	57081-0	AERIAL PHOTOGRAPHY-ASSESSOR	5,248	2,842	0	2,842	2,829 -0.46 %
2620170	57150-0	TAX REASSESSMENT NOTICE	0	1,537	0	1,537	0 -100.00 %
TOTAL NON-PERSONNEL COSTS			7,103	6,379	2,000	6,379	4,919 -22.89 %
TOTAL FUND 262			7,103	6,379	2,000	6,379	4,919 -22.89 %
2630170	76474-0	EXT APP-MERS	11,894	20,192	8,377	20,192	21,763 7.78 %
TOTAL PERSONNEL COSTS			11,894	20,192	8,377	20,192	21,763 7.78 %
2630170	70903-0	ELECTION EXPENSE	0	0	0	0	55,000 100.00 %
TOTAL NON-PERSONNEL COSTS			0	0	0	0	55,000 100.00 %
TOTAL FUND 263			11,894	20,192	8,377	20,192	76,763 280.17 %
2640170	57031-0	SOFTWARE MAINTENANCE-ASSESSOR	2,107	2,272	2,271	2,271	2,374 4.49 %
2640170	57081-0	AERIAL PHOTOGRAPHY-ASSESSOR	5,961	3,228	0	3,228	3,213 -0.46 %
2640170	57150-0	TAX REASSESSMENT NOTICE	0	1,746	0	1,747	0 -100.00 %
2640170	74000-101	INT APP-CITY GENERAL FUND	100,622	116,266	48,659	116,266	131,088 12.75 %
2640170	74000-127	INT APP-GRANTS-STATE	0	0	111	0	0 0.00 %
2640170	74000-262	INT APP-CORRECTIONAL CENTER FD	3,270,283	4,472,673	1,306,167	4,116,814	1,975,859 -55.82 %
TOTAL NON-PERSONNEL COSTS			3,378,973	4,596,185	1,357,208	4,240,326	2,112,534 -54.04 %
TOTAL FUND 264			3,378,973	4,596,185	1,357,208	4,240,326	2,112,534 -54.04 %
2650170	57031-0	SOFTWARE MAINTENANCE-ASSESSOR	1,049	1,132	1,131	1,131	1,182 4.42 %
2650170	57081-0	AERIAL PHOTOGRAPHY-ASSESSOR	2,969	1,607	0	1,607	1,599 -0.50 %
2650170	57150-0	TAX REASSESSMENT NOTICE	0	868	0	869	0 -100.00 %
2650170	76345-0	EXT APP-LAF PAR CRIM JUST COMM	0	832	0	832	0 -100.00 %
TOTAL NON-PERSONNEL COSTS			4,018	4,439	1,131	4,439	2,781 -37.35 %
TOTAL FUND 265			4,018	4,439	1,131	4,439	2,781 -37.35 %
2690170	57031-0	SOFTWARE MAINTENANCE-ASSESSOR	1,662	1,792	1,792	1,792	1,872 4.46 %
2690170	57081-0	AERIAL PHOTOGRAPHY-ASSESSOR	4,702	2,546	0	2,546	2,534 -0.47 %
2690170	57150-0	TAX REASSESSMENT NOTICE	0	1,377	0	1,377	0 -100.00 %
2690170	70903-0	ELECTION EXPENSE	0	0	0	0	27,900 100.00 %
2690170	74000-206	INT APP-ANIMAL CARE	1,983,041	2,029,695	2,029,695	2,676,647	2,793,042 37.61 %
2690170	74000-266	INT APP-PUBLIC HEALTH UNIT	1,211,501	1,307,176	1,307,176	1,242,483	533,906 -59.16 %
2690170	74000-270	INT APP-CORONER'S FUND	0	0	0	0	238,462 100.00 %
2690170	74000-271	INT APP-MOSQUITO AB & CONTR	891,428	995,291	995,291	963,383	641,890 -35.51 %
2690170	80420-0	TAX DEDUCTIONS-RETIREMENT	171,194	181,338	185,688	181,338	187,663 3.49 %
TOTAL NON-PERSONNEL COSTS			4,263,528	4,519,215	4,519,642	5,069,566	4,427,269 -2.03 %
TOTAL FUND 269			4,263,528	4,519,215	4,519,642	5,069,566	4,427,269 -2.03 %
2730170	76474-0	EXT APP-MERS	11,894	20,192	8,377	20,192	21,763 7.78 %

**LAFAYETTE CONSOLIDATED GOVERNMENT
2024 - 2025 ADOPTED BUDGET
ANNUAL BUDGET BY DEPARTMENT**

OFFICE OF FINANCE & MANAGEMENT

<u>CODE</u>	<u>EXPENDITURE</u>	<u>ACTUAL FY 22-23</u>	<u>CUR BUDGET FY 23-24</u>	<u>ACTUAL AT 4/30/2024</u>	<u>PROJECTED FY 23-24</u>	<u>ADOPTED FY 24-25</u>	<u>ADOPTED VS CURRENT</u>
TOTAL PERSONNEL COSTS		11,894	20,192	8,377	20,192	21,763	7.78 %
2730170	57031-0 SOFTWARE MAINTENANCE-ASSESSOR	990	1,068	1,068	1,068	1,116	4.49 %
2730170	57081-0 AERIAL PHOTOGRAPHY-ASSESSOR	2,802	1,517	0	1,517	1,510	-0.46 %
2730170	57150-0 TAX REASSESSMENT NOTICE	0	821	0	821	0	-100.00 %
2730170	70903-0 ELECTION EXPENSE	0	0	0	0	15,500	100.00 %
2730170	74000-127 INT APP-GRANTS-STATE	2,150,625	0	0	0	0	0.00 %
TOTAL NON-PERSONNEL COSTS		2,154,417	3,406	1,068	3,406	18,126	432.18 %
TOTAL FUND 273		2,166,311	23,598	9,445	23,598	39,889	69.04 %
2750170	74000-126 INT APP-GRANTS-FEDERAL	0	705,696	0	705,696	0	-100.00 %
2750170	74000-127 INT APP-GRANTS-STATE	249,375	0	0	0	0	0.00 %
TOTAL NON-PERSONNEL COSTS		249,375	705,696	0	705,696	0	-100.00 %
TOTAL FUND 275		249,375	705,696	0	705,696	0	-100.00 %
2780170	74000-101 INT APP-CITY GENERAL FUND	4,399,597	3,536,541	0	3,536,541	2,176,266	-38.46 %
TOTAL NON-PERSONNEL COSTS		4,399,597	3,536,541	0	3,536,541	2,176,266	-38.46 %
TOTAL FUND 278		4,399,597	3,536,541	0	3,536,541	2,176,266	-38.46 %
2790170	57031-0 SOFTWARE MAINTENANCE-ASSESSOR	340	367	366	366	383	4.36 %
2790170	57081-0 AERIAL PHOTOGRAPHY-ASSESSOR	962	521	0	521	518	-0.58 %
2790170	57150-0 TAX REASSESSMENT NOTICE	0	281	0	282	0	-100.00 %
2790170	70903-0 ELECTION EXPENSE	0	0	0	0	5,700	100.00 %
TOTAL NON-PERSONNEL COSTS		1,302	1,169	366	1,169	6,601	464.67 %
TOTAL FUND 279		1,302	1,169	366	1,169	6,601	464.67 %
2960170	76474-0 EXT APP-MERS	2,225	3,778	1,567	3,778	4,072	7.78 %
TOTAL PERSONNEL COSTS		2,225	3,778	1,567	3,778	4,072	7.78 %
TOTAL FUND 296		2,225	3,778	1,567	3,778	4,072	7.78 %
2970170	76474-0 EXT APP-MERS	7,449	12,646	5,246	12,646	13,629	7.77 %
TOTAL PERSONNEL COSTS		7,449	12,646	5,246	12,646	13,629	7.77 %
TOTAL FUND 297		7,449	12,646	5,246	12,646	13,629	7.77 %
2990170	76474-0 EXT APP-MERS	66,926	113,614	47,132	113,614	122,451	7.78 %
TOTAL PERSONNEL COSTS		66,926	113,614	47,132	113,614	122,451	7.78 %
TOTAL FUND 299		66,926	113,614	47,132	113,614	122,451	7.78 %
3520170	53050-0 PAYING AGENT FEES	40,447	60,000	21,830	60,000	60,000	0.00 %
3520170	74000-215 INT APP-61 S T TRUST FUND	0	0	0	228,110	228,110	100.00 %
3520170	74000-401 INT APP-CIP FUND	687,599	0	0	0	0	0.00 %
3520170	78555-0 DEBT SERVICE-PRINCIPAL	8,915,000	9,315,000	9,315,000	9,315,000	9,330,000	0.16 %
3520170	78556-0 DEBT SERVICE-INTEREST	4,021,021	3,641,137	1,913,822	4,054,331	4,521,691	24.18 %
TOTAL NON-PERSONNEL COSTS		13,664,067	13,016,137	11,250,652	13,657,441	14,139,801	8.63 %
TOTAL FUND 352		13,664,067	13,016,137	11,250,652	13,657,441	14,139,801	8.63 %
3530170	74000-215 INT APP-61 S T TRUST FUND	89,106	74,547	130,417	295,551	295,551	296.46 %
3530170	74000-352 INT APP-61 ST BOND SINKING FD	610,754	0	0	0	0	0.00 %
TOTAL NON-PERSONNEL COSTS		699,860	74,547	130,417	295,551	295,551	296.46 %
TOTAL FUND 353		699,860	74,547	130,417	295,551	295,551	296.46 %

**LAFAYETTE CONSOLIDATED GOVERNMENT
2024 - 2025 ADOPTED BUDGET
ANNUAL BUDGET BY DEPARTMENT**

OFFICE OF FINANCE & MANAGEMENT

CODE	EXPENDITURE	ACTUAL	CUR BUDGET	ACTUAL AT	PROJECTED	ADOPTED	ADOPTED VS	
		FY 22-23	FY 23-24	4/30/2024	FY 23-24	FY 24-25	CURRENT	
3540170	53050-0	PAYING AGENT FEES	34,613	45,000	16,564	45,000	45,000	0.00 %
3540170	74000-222	INT APP-85 S T TRUST FUND	0	109,497	0	181,612	181,612	65.86 %
3540170	74000-401	INT APP-CIP FUND	551,028	0	0	0	0	0.00 %
3540170	74000-485	INT APP-1985 SALES TAX CAP IMP	0	0	0	0	380,831	100.00 %
3540170	78555-0	DEBT SERVICE-PRINCIPAL	7,425,000	5,885,000	5,885,000	5,885,000	6,165,000	4.76 %
3540170	78556-0	DEBT SERVICE-INTEREST	3,557,272	3,283,097	1,693,156	3,897,533	4,301,087	31.01 %
TOTAL NON-PERSONNEL COSTS			11,567,913	9,322,594	7,594,720	10,009,145	11,073,530	18.78 %
TOTAL FUND 354			11,567,913	9,322,594	7,594,720	10,009,145	11,073,530	18.78 %
3550170	74000-222	INT APP-85 S T TRUST FUND	79,717	43,029	125,813	209,483	209,483	386.84 %
3550170	74000-354	INT APP-85 ST BOND SINKING FD	0	0	0	0	380,831	100.00 %
TOTAL NON-PERSONNEL COSTS			79,717	43,029	125,813	209,483	590,314	1,271.90 %
TOTAL FUND 355			79,717	43,029	125,813	209,483	590,314	1,271.90 %
3560170	53050-0	PAYING AGENT FEES	3,000	5,000	1,000	5,000	5,000	0.00 %
3560170	78555-0	DEBT SERVICE-PRINCIPAL	3,740,000	3,910,000	3,910,000	3,910,000	4,100,000	4.86 %
3560170	78556-0	DEBT SERVICE-INTEREST	1,221,150	1,059,950	570,563	1,059,950	897,475	-15.33 %
3560170	80420-0	TAX DEDUCTIONS-RETIREMENT	159,955	169,432	173,498	169,432	175,342	3.49 %
TOTAL NON-PERSONNEL COSTS			5,124,105	5,144,382	4,655,061	5,144,382	5,177,817	0.65 %
TOTAL FUND 356			5,124,105	5,144,382	4,655,061	5,144,382	5,177,817	0.65 %
3570170	78555-0	DEBT SERVICE-PRINCIPAL	465,000	485,000	485,000	485,000	510,000	5.15 %
3570170	78556-0	DEBT SERVICE-INTEREST	64,149	46,812	27,831	46,812	28,653	-38.79 %
TOTAL NON-PERSONNEL COSTS			529,149	531,812	512,831	531,812	538,653	1.29 %
TOTAL FUND 357			529,149	531,812	512,831	531,812	538,653	1.29 %
3580170	53050-0	PAYING AGENT FEES	1,000	2,600	0	2,600	2,600	0.00 %
3580170	78555-0	DEBT SERVICE-PRINCIPAL	2,475,000	2,485,000	2,485,000	2,485,000	2,505,000	0.80 %
3580170	78556-0	DEBT SERVICE-INTEREST	316,652	302,139	155,343	302,139	283,721	-6.10 %
TOTAL NON-PERSONNEL COSTS			2,792,652	2,789,739	2,640,343	2,789,739	2,791,321	0.06 %
TOTAL FUND 358			2,792,652	2,789,739	2,640,343	2,789,739	2,791,321	0.06 %
4010170	76474-0	EXT APP-MERS	61,692	104,729	43,446	0	0	-100.00 %
TOTAL PERSONNEL COSTS			61,692	104,729	43,446	0	0	-100.00 %
4010170	51000-0	ADMINISTRATIVE COST	196,362	210,000	11,790	0	0	-100.00 %
4010170	52000-0	LEGAL FEES	0	20,000	0	0	0	-100.00 %
4010170	74000-101	INT APP-CITY GENERAL FUND	359,236	477,315	204,835	0	0	-100.00 %
4010170	74000-126	INT APP-GRANTS-FEDERAL	19,983	36,669	0	0	0	-100.00 %
4010170	74000-127	INT APP-GRANTS-STATE	1	306,056	0	0	0	-100.00 %
4010170	74000-187	INT APP-FTA CAPITAL	176,140	1,742,896	1	0	0	-100.00 %
4010170	74000-189	INT APP-LA DOTD MPO GRANTS	261,163	723,729	285,084	0	0	-100.00 %
4010170	74000-645	INT APP-2016 AUGUST FLOOD FUND	0	30,984	0	0	0	-100.00 %
4010170	89000-0	CAPITAL OUTLAY	100,000	100,000	0	0	0	-100.00 %
TOTAL NON-PERSONNEL COSTS			1,112,885	3,647,649	501,710	0	0	-100.00 %
TOTAL FUND 401			1,174,577	3,752,378	545,156	0	0	-100.00 %
4610170	51000-0	ADMINISTRATIVE COST	0	0	0	134,427	134,750	100.00 %
4610170	52000-0	LEGAL FEES	0	0	0	10,780	0	0.00 %
4610170	74000-101	INT APP-CITY GENERAL FUND	0	0	0	477,315	411,251	100.00 %
4610170	74000-126	INT APP-GRANTS-FEDERAL	0	0	0	19,765	0	0.00 %
4610170	74000-127	INT APP-GRANTS-STATE	0	0	0	164,965	0	0.00 %

**LAFAYETTE CONSOLIDATED GOVERNMENT
2024 - 2025 ADOPTED BUDGET
ANNUAL BUDGET BY DEPARTMENT**

OFFICE OF FINANCE & MANAGEMENT

<u>CODE</u>	<u>EXPENDITURE</u>	<u>ACTUAL FY 22-23</u>	<u>CUR BUDGET FY 23-24</u>	<u>ACTUAL AT 4/30/2024</u>	<u>PROJECTED FY 23-24</u>	<u>ADOPTED FY 24-25</u>	<u>ADOPTED VS CURRENT</u>
4610170	74000-187 INT APP-FTA CAPITAL	0	0	0	939,421	0	0.00 %
4610170	74000-189 INT APP-LA DOTD MPO GRANTS	0	0	0	390,090	0	0.00 %
4610170	74000-353 INT APP-61 ST BOND RESERVE FD	0	0	0	0	51,226	100.00 %
4610170	74000-645 INT APP-2016 AUGUST FLOOD FUND	0	0	0	16,701	0	0.00 %
4610170	76474-0 EXT APP-MERS	0	0	0	104,729	112,875	100.00 %
TOTAL NON-PERSONNEL COSTS		0	0	0	2,258,193	710,102	100.00 %
TOTAL FUND 461		0	0	0	2,258,193	710,102	100.00 %
4850170	51000-0 ADMINISTRATIVE COST	0	0	0	114,973	115,250	100.00 %
4850170	52000-0 LEGAL FEES	0	0	0	9,220	0	0.00 %
4850170	74000-126 INT APP-GRANTS-FEDERAL	0	0	0	16,905	0	0.00 %
4850170	74000-127 INT APP-GRANTS-STATE	0	0	0	141,092	0	0.00 %
4850170	74000-187 INT APP-FTA CAPITAL	0	0	0	803,476	0	0.00 %
4850170	74000-189 INT APP-LA DOTD MPO GRANTS	0	0	0	333,640	0	0.00 %
4850170	74000-645 INT APP-2016 AUGUST FLOOD FUND	0	0	0	14,284	0	0.00 %
4850170	89000-0 CAPITAL OUTLAY	0	0	0	100,000	100,000	100.00 %
TOTAL NON-PERSONNEL COSTS		0	0	0	1,533,590	215,250	100.00 %
TOTAL FUND 485		0	0	0	1,533,590	215,250	100.00 %
5500170	76474-0 EXT APP-MERS	16,969	28,808	11,951	28,808	31,048	7.78 %
5500170	78200-0 PENSION PAYMENTS	10,480	0	0	0	0	0.00 %
TOTAL PERSONNEL COSTS		27,449	28,808	11,951	28,808	31,048	7.78 %
5500170	74000-128 INT APP-GRANTS-OTHER	4,040	3,210	0	3,210	0	-100.00 %
5500170	80780-0 OPEB EXPENSE	346	0	0	0	0	0.00 %
TOTAL NON-PERSONNEL COSTS		4,386	3,210	0	3,210	0	-100.00 %
TOTAL FUND 550		31,835	32,018	11,951	32,018	31,048	-3.03 %
6070170	76474-0 EXT APP-MERS	4,599	7,808	3,239	7,808	8,415	7.77 %
TOTAL PERSONNEL COSTS		4,599	7,808	3,239	7,808	8,415	7.77 %
TOTAL FUND 607		4,599	7,808	3,239	7,808	8,415	7.77 %
6500170	77063-0 RESERVE-CARRY FORWARD BP	0	727,692	0	727,692	0	-100.00 %
TOTAL NON-PERSONNEL COSTS		0	727,692	0	727,692	0	-100.00 %
TOTAL FUND 650		0	727,692	0	727,692	0	-100.00 %
6510170	74000-751 INT APP-MEGAHERTZ RAD MGMT FD	0	1,500,000	0	1,500,000	0	-100.00 %
6510170	89000-0 CAPITAL OUTLAY	0	0	652,896	0	0	0.00 %
TOTAL NON-PERSONNEL COSTS		0	1,500,000	652,896	1,500,000	0	-100.00 %
TOTAL FUND 651		0	1,500,000	652,896	1,500,000	0	-100.00 %
7020170	76474-0 EXT APP-MERS	44,723	75,922	31,496	75,922	81,827	7.78 %
TOTAL PERSONNEL COSTS		44,723	75,922	31,496	75,922	81,827	7.78 %
TOTAL FUND 702		44,723	75,922	31,496	75,922	81,827	7.78 %
0171 FM-GENERAL ACCOUNTS-OTHER		168,829	206,065	58,616	206,065	216,065	4.85 %
1010171	57060-0 ANNUAL REPORT	0	15,000	0	15,000	25,000	66.67 %
1010171	57200-0 GOVERNMENTAL RELATIONS	71,000	67,700	24,500	67,700	67,700	0.00 %
1010171	70000-0 DUES & LICENSES	17,780	27,500	17,780	27,500	27,500	0.00 %
1010171	70755-0 TOURISM-LMA CONVENTION	43,106	0	0	0	0	0.00 %
1010171	70902-0 DUPLICATING EQUIPMENT EXPENSES	1,609	32,836	714	32,836	32,836	0.00 %

**LAFAYETTE CONSOLIDATED GOVERNMENT
2024 - 2025 ADOPTED BUDGET
ANNUAL BUDGET BY DEPARTMENT**

OFFICE OF FINANCE & MANAGEMENT

CODE	EXPENDITURE	ACTUAL	CUR BUDGET	ACTUAL AT	PROJECTED	ADOPTED	ADOPTED
		FY 22-23	FY 23-24	4/30/2024	FY 23-24	FY 24-25	VS CURRENT
1010171	70907-0	0	13,409	0	13,409	13,409	0.00 %
TOTAL NON-PERSONNEL COSTS		133,495	156,445	42,994	156,445	166,445	6.39 %
TOTAL FUND 101		133,495	156,445	42,994	156,445	166,445	6.39 %
1050171	57200-0	15,000	17,500	0	17,500	17,500	0.00 %
1050171	70000-0	12,250	17,000	12,250	17,000	17,000	0.00 %
1050171	70300-0	0	795	0	795	795	0.00 %
1050171	70408-0	8,084	10,400	3,372	10,400	10,400	0.00 %
	TOURISM-						
1050171	70725-0	0	3,925	0	3,925	3,925	0.00 %
	CONVENT'NS/CONFERENCES						
TOTAL NON-PERSONNEL COSTS		35,334	49,620	15,622	49,620	49,620	0.00 %
TOTAL FUND 105		35,334	49,620	15,622	49,620	49,620	0.00 %
FM-RISK MANAGEMENT & GROUP INSURANCE		45,904,331	41,622,600	18,177,779	41,205,001	46,411,117	11.50 %
2180 FM-RISK MANAGEMENT		19,285,268	13,555,799	8,939,568	16,138,200	14,835,958	9.44 %
1012180	50000-0	181,405	216,606	85,877	216,606	238,104	9.92 %
1012180	50100-0	0	500	0	500	500	0.00 %
1012180	50200-0	3,427	3,570	1,531	3,570	3,641	1.99 %
1012180	50400-0	29,119	27,434	27,434	27,434	27,434	0.00 %
1012180	50415-0	752	1,117	496	1,117	1,206	7.97 %
1012180	50430-0	1,165	1,171	1,171	1,171	1,286	9.82 %
1012180	50500-0	34,492	38,970	16,203	38,970	41,928	7.59 %
	RETIREMENT/MEDICARE TAX						
TOTAL PERSONNEL COSTS		250,360	289,368	132,712	289,368	314,099	8.55 %
1012180	50600-0	1,161	1,657	1,656	1,657	1,657	0.00 %
1012180	50800-0	0	228	109	228	228	0.00 %
1012180	70000-0	1,345	1,400	960	1,400	1,400	0.00 %
1012180	70200-0	617	600	283	600	600	0.00 %
1012180	70300-0	123	302	153	302	302	0.00 %
1012180	70400-0	0	650	0	650	650	0.00 %
1012180	70500-0	2,771	3,060	1,411	3,060	3,060	0.00 %
1012180	70902-0	1,800	1,500	900	1,500	1,500	0.00 %
1012180	70907-0	174,412	176,370	28,000	176,370	176,370	0.00 %
1012180	72600-0	3,101	5,843	859	5,843	5,726	-2.00 %
1012180	72700-0	2,120	3,326	766	3,326	3,326	0.00 %
1012180	78000-0	6,281	2,537	0	3,307	4,167	64.25 %
	UNINSURED LOSSES						
TOTAL NON-PERSONNEL COSTS		193,731	197,473	35,097	198,243	198,986	0.77 %
TOTAL FUND 101		444,091	486,841	167,809	487,611	513,085	5.39 %
4012180	89000-0	0	2,000	0	0	0	-100.00 %
	CAPITAL OUTLAY						
TOTAL NON-PERSONNEL COSTS		0	2,000	0	0	0	-100.00 %
TOTAL FUND 401		0	2,000	0	0	0	-100.00 %
4612180	89000-0	0	0	0	2,000	0	0.00 %
	CAPITAL OUTLAY						
TOTAL NON-PERSONNEL COSTS		0	0	0	2,000	0	0.00 %
TOTAL FUND 461		0	0	0	2,000	0	0.00 %
4852180	89000-0	0	0	0	0	11,600	100.00 %
	CAPITAL OUTLAY						
TOTAL NON-PERSONNEL COSTS		0	0	0	0	11,600	100.00 %
TOTAL FUND 485		0	0	0	0	11,600	100.00 %

**LAFAYETTE CONSOLIDATED GOVERNMENT
2024 - 2025 ADOPTED BUDGET
ANNUAL BUDGET BY DEPARTMENT**

OFFICE OF FINANCE & MANAGEMENT

<u>CODE</u>	<u>EXPENDITURE</u>	<u>ACTUAL FY 22-23</u>	<u>CUR BUDGET FY 23-24</u>	<u>ACTUAL AT 4/30/2024</u>	<u>PROJECTED FY 23-24</u>	<u>ADOPTED FY 24-25</u>	<u>ADOPTED VS CURRENT</u>
ACH AWARDS-SAFETY/COMM							
6142180	50910-3001 MEETING	41,393	31,000	268	31,000	31,000	0.00 %
6142180	70100-3001 INS PREM-WORKERS COMP	429,730	633,958	267,093	633,958	678,116	6.97 %
6142180	70100-3002 INS PREM-GENERAL LIABILITY	152,407	140,000	34,137	140,000	166,000	18.57 %
6142180	70100-3003 INS PREM-FIRE & EXT COVERAGE	2,125,300	3,682,225	2,680,810	3,682,225	2,715,840	-26.24 %
6142180	70100-3004 INS PREM-BOILER & MACHINERY	1,164,212	1,979,025	1,477,214	1,979,025	1,496,517	-24.38 %
6142180	70100-3010 INS PREM-MONIES & SECURITIES	9,965	10,045	9,885	10,045	10,045	0.00 %
6142180	70100-3011 INS PREM-EMP PERFORM BOND	0	2,538	0	2,538	2,538	0.00 %
6142180	70100-3012 INS PREM-DIR FIDELITY BOND	5,954	6,096	4,388	6,096	4,000	-34.38 %
6142180	70100-3014 INS PREM-NURSE'S BOND LIAB	0	200	0	200	200	0.00 %
6142180	70100-3018 INS PREM-A D & D AUX POLICE	1,500	5,250	0	5,250	5,250	0.00 %
6142180	70100-3019 INS PREM-NOTARY BOND	0	5,000	0	5,000	5,000	0.00 %
6142180	70100-3022 INS PREM-ATAC LIABILITY	0	5,000	0	5,000	5,000	0.00 %
6142180	70100-3023 INS PREM-MISC LIABILITY	211,727	230,000	205,881	230,000	230,000	0.00 %
6142180	70100-3024 INS PREM-CITY COURT LIABILITY	9,515	6,000	4,600	6,000	6,000	0.00 %
6142180	70100-3026 INS PREM-CNG EXCISE TAX BOND	525	525	525	525	525	0.00 %
6142180	77000-3001 RESERVE-WORKERS COMPENSATION	2,095,528	2,312,272	2,034,928	3,199,617	3,504,195	51.55 %
6142180	77000-3002 RESERVE-GENERAL LIABILITY	1,628,375	1,345,409	749,858	1,686,965	1,459,136	8.45 %
6142180	77000-3003 RESERVE-FIRE & EXT COVERAGE	174,918	465,682	103,731	219,542	381,098	-18.16 %
6142180	77000-3004 RESERVE-BOILER & MACHINERY	0	26,413	0	26,413	0	-100.00 %
6142180	77000-3005 RESERVE-SELF INSURED	15,231	(13,570)	2,180	(8,243)	7,286	-153.69 %
6142180	77000-3007 RESERVE-FLEET COLLISION	597,518	525,617	303,078	473,405	733,327	39.52 %
6142180	77000-3008 RESERVE-ERRORS & OMISSIONS	552,122	336,001	126,493	443,482	453,280	34.90 %
6142180	77000-3010 RESERVE-MONIES & SECURITIES	0	(22)	0	(22)	241,192	6,427.27 %
6142180	77000-3014 RESERVE-NURSES BOND LIAB	0	2	0	2	1	-50.00 %
6142180	77000-3020 RESERVE-CONTINGENCY	0	287,922	0	287,922	82,822	-71.23 %
6142180	77000-3021 RESERVE-AUTO LIABILITY	9,625,257	1,043,180	766,690	2,581,454	2,086,905	100.05 %
6142180	77000-3022 RESERVE-ATAC LIABILITY	0	500	0	500	500	0.00 %
6142180	77000-3023 RESERVE-MISC LIABILITY	0	0	0	0	5,000	100.00 %
6142180	77000-3024 RESERVE-CITY COURT LIABILITY	0	690	0	690	500	-27.54 %
TOTAL NON-PERSONNEL COSTS		18,841,177	13,066,958	8,771,759	15,648,589	14,311,273	9.52 %
TOTAL FUND 614		18,841,177	13,066,958	8,771,759	15,648,589	14,311,273	9.52 %
2181 FM-GROUP INSURANCE & WELLNESS		26,619,063	28,066,801	9,238,211	25,066,801	31,575,159	12.50 %
6072181	50000-0 PERSONNEL SALARIES	57,496	64,955	29,440	64,955	76,353	17.55 %
6072181	50100-0 TEMPORARY EMPLOYEES	0	15,700	0	15,700	15,700	0.00 %
6072181	50200-0 OVERTIME	1,004	3,100	554	3,100	3,162	2.00 %
6072181	50400-0 GROUP HEALTH INSURANCE	11,624	10,952	10,952	10,952	16,482	50.49 %
6072181	50415-0 GROUP LIFE INSURANCE	236	388	174	388	456	17.53 %
6072181	50430-0 WORKERS COMP INSURANCE	348	351	351	351	413	17.66 %
6072181	50500-0 RETIREMENT/MEDICARE TAX	7,523	8,004	3,864	8,004	12,291	53.56 %
TOTAL PERSONNEL COSTS		78,231	103,450	45,335	103,450	124,857	20.69 %
6072181	50600-0 TRAINING OF PERSONNEL	0	4,000	0	4,000	4,000	0.00 %
6072181	50800-0 UNIFORMS	0	2,500	0	2,500	2,500	0.00 %
6072181	51000-0 ADMINISTRATIVE COST	415,000	450,000	0	450,000	500,000	11.11 %
6072181	52000-0 LEGAL FEES	4,580	25,000	1,080	25,000	25,000	0.00 %
6072181	56045-0 WELLNESS PROGRAM	0	13,500	0	18,500	18,500	37.04 %
6072181	56110-0 PHYSICALS	77,498	50,000	47,627	45,000	45,000	-10.00 %
6072181	63000-0 EQUIPMENT MAINTENANCE	0	1,500	0	1,500	1,500	0.00 %
6072181	70000-0 DUES & LICENSES	0	5,907	0	5,907	5,907	0.00 %
6072181	70108-0 INS PREM-EMPLOYEE LIFE	807,352	833,274	401,754	833,274	877,362	5.29 %
6072181	70121-0 MEDICAL CLAIMS	14,019,953	16,959,317	3,732,289	16,958,994	22,080,399	30.20 %

**LAFAYETTE CONSOLIDATED GOVERNMENT
2024 - 2025 ADOPTED BUDGET
ANNUAL BUDGET BY DEPARTMENT**

OFFICE OF FINANCE & MANAGEMENT

CODE	EXPENDITURE	ACTUAL	CUR BUDGET	ACTUAL AT	PROJECTED	ADOPTED	ADOPTED	
		<u>FY 22-23</u>	<u>FY 23-24</u>	<u>4/30/2024</u>	<u>FY 23-24</u>	<u>FY 24-25</u>	VS <u>CURRENT</u>	
6072181	70122-0	MED CLAIMS-PRESCRIPTIONS	8,581,845	6,151,955	3,596,927	3,151,955	4,423,069	-28.10 %
6072181	70123-0	OTHER INSURANCE PREMIUMS	1,342,412	1,440,000	712,735	1,440,000	1,440,000	0.00 %
6072181	70123-614	OTHER INSURANCE PREMIUMS-RM	0	154	0	154	150	-2.60 %
6072181	70124-0	INS PREM-RETIREE MIT PART A	0	5,000	0	5,000	5,000	0.00 %
6072181	70150-0	PPACA-PCORI FEES	10,199	9,372	0	9,372	9,372	0.00 %
6072181	70200-0	POSTAGE/SHIPPING CHARGES	2,586	5,000	1,830	5,000	5,000	0.00 %
6072181	70300-0	PRINTING & BINDING	119	6,000	0	11,000	11,000	83.33 %
6072181	70400-0	PUBLICATION & RECORDATION	0	260	0	260	260	0.00 %
6072181	70500-0	TELECOMMUNICATIONS	11,964	25,988	324	25,988	25,988	0.00 %
6072181	70902-0	DUPLICATING EQUIPMENT EXPENSES	621	624	311	624	624	0.00 %
6072181	70907-0	CONTRACTUAL SERVICES	1,244,319	1,946,000	677,903	1,946,000	1,946,000	0.00 %
6072181	72460-0	SUP & MAT-VACCINATIONS	10,219	13,000	9,035	8,000	8,000	-38.46 %
6072181	72700-0	SUPPLIES & MATERIALS	12,165	15,000	11,061	15,000	15,000	0.00 %
6072181	78000-0	UNINSURED LOSSES	0	0	0	323	671	100.00 %
TOTAL NON-PERSONNEL COSTS			26,540,832	27,963,351	9,192,876	24,963,351	31,450,302	12.47 %
TOTAL FUND 607			26,619,063	28,066,801	9,238,211	25,066,801	31,575,159	12.50 %
TOTAL OFFICE OF FINANCE & MANAGEMENT			137,572,280	139,199,293	69,430,916	141,429,391	128,776,542	-7.49 %

INNOVATION & TECHNOLOGY

Innovation & Technology (IT) handles network and infrastructure design, systems integration, operations management of all network systems, software services, GIS services, website design, ERP management, records retention and help desk services. IT is a full-service department that facilitates the needs through current technologies and products utilizing the most sophisticated and cost-effective web and computer managed services. In addition, our mission is to utilize technology to make LCG more efficient and to communicate and provide services for its citizens.

Status of FY 2023-2024 Goals:

- Updated and replaced the current versions of departmental systems within LCG with the latest versions of latest versions.
- Began implementation, configuration and nearing validation phase of the new ERP system. Go-Live slated for January 1st, 2025.
- Added new security Layers and have weekly external security tests run.
- Assigned and deployed new cyber security training course
- Launched new modules for Fire department.
- Update configuration and features within mobile app for improved flow and notifications

Operational and Budgeted Goals for FY 2024-25:

- Maintain the current departmental systems within LCG with the latest versions of the applications or with new applications.
- To continue to provide secure network and data access to everyone who needs access while continuing to replace, upgrade, and maintain the various components throughout the LCG landscape. Given increased cyber-attacks upon governmental entities, it is important to provide a layered approach to security along with continued monitoring, detection, and remediation.
- Begin stage 2 of the new software implementation of Tyler for our new ERP related to training and HR.
- Design and implement new website improving functionality and flow.
- Deploy new mass notification software and public record request software
- To complete projects and work orders by expected completion date. While there are some circumstances beyond IT control that can delay the completion dates, our goal is to have 90% of the projects/work orders completed by the expected due date.

Performance Measures:

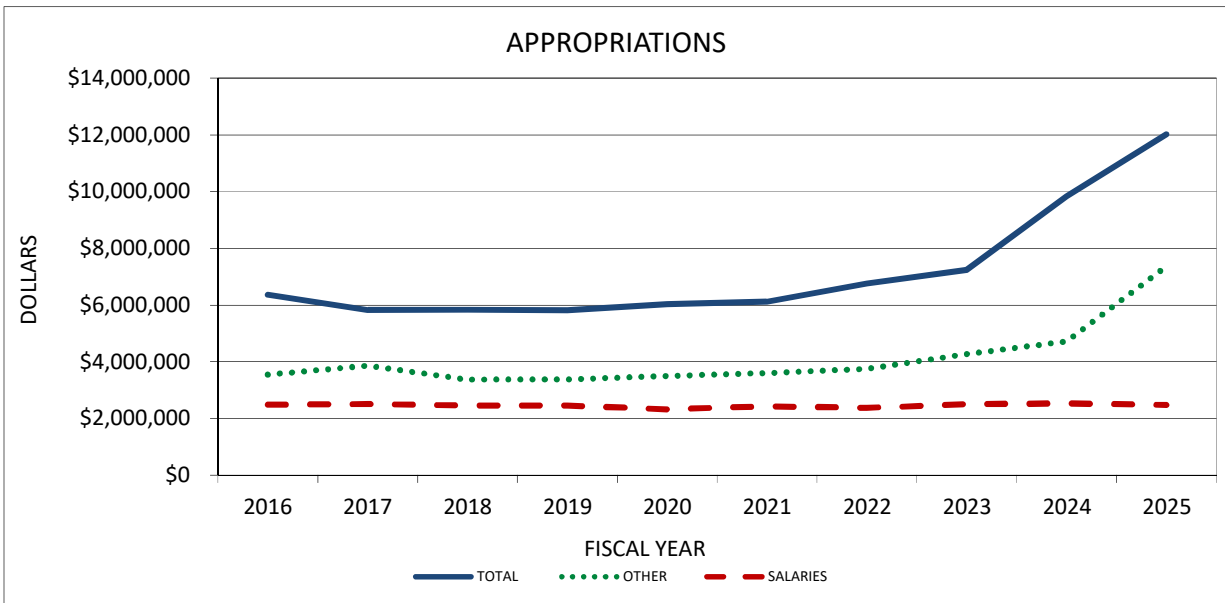
PERFORMANCE MEASURE	BENCHMARK	FY 2022-23 ACTUAL	FY 2023-24 ESTIMATED	FY 2024-25 FORECAST/GOAL
Web Projects/Work Orders Resolved	90% within expected due date	94%	96%	90%
ERP Projects/Work Orders Resolved	90% within 2 days	90%	92%	90%
Software Services/Work Orders Resolved	90% within expected due date	90%	91%	96%



LAFAYETTE CONSOLIDATED GOVERNMENT
2024-25 ADOPTED BUDGET
DEPARTMENT OF INNOVATION & TECHNOLOGY

10 YEAR BUDGET HISTORY
APPROPRIATIONS, EXCLUDING CAPITAL

FISCAL YEAR	TOTAL	SALARIES	OTHER	STRENGTH	STRENGTH CHANGE
2016	\$6,359,673	2,500,225	3,859,448	44	0
2017	\$5,820,079	2,456,087	3,363,992	44	0
2018	\$5,825,489	2,448,855	3,376,634	44	0
2019	\$5,813,149	2,318,440	3,494,709	37	(7)
2020	\$6,023,556	2,428,651	3,594,905	39	2
2021	\$6,113,824	2,371,721	3,742,103	36	(3)
2022	\$6,758,507	2,495,577	4,262,930	38	2
2023	\$7,237,296	2,525,085	4,712,211	38	0
2024	\$9,828,270	2,471,219	7,357,051	40	2
2025	\$12,014,299	2,729,979	9,284,320	39	(1)



Significant Changes

2023-City and Parish Councils approved pay adjustment during FY2022 increasing salaries and benefits. The increase in Other is primarily due to increases in Contractual Services due to software costs, Telecommunications and Temporary Employees.

2024-Two new positions were added (Technical Specialist and GIS Analyst) for FY2024. The significant increase in overall expenditures is primarily due to the planned implementation of a new ERP system for the entire consolidated government.

2025-Both the City & Parish Councils approved a Pay Plan for FY2025 which increased the salaries and benefits.

The net reduction in Personnel Strength was due to removing one Systems Support Specialist position.



**LAFAYETTE CONSOLIDATED GOVERNMENT
2024 - 2025 ADOPTED BUDGET
ANNUAL BUDGET BY DEPARTMENT**

DEPT OF INNOVATION & TECHNOLOGY RECAP

	Actual FY 22/23	Cur Budget FY 23/24	Actual At FY 23/24	Projected FY 23/24	Adopted FY 24/25	Adopted vs. Current
Expenditures by Type						
PERSONNEL SALARIES	2,261,406	2,825,596	1,091,273	2,826,049	3,217,686	13.88 %
EMPLOYEE BENEFITS	343,615	346,622	339,187	346,622	313,810	-9.47 %
RETIREMENT SYSTEM	455,079	451,915	201,100	451,462	474,887	5.08 %
PURCHASED SERVICES	2,781,326	7,628,633	3,061,164	7,628,633	7,988,515	4.72 %
MATERIALS & SUPPLIES	10,413	18,475	3,268	18,475	19,401	5.01 %
UNINSURED LOSSES	-	3,000	-	-	-	-100.00 %
MISCELLANEOUS EXPENSE	-	5,000	(45)	5,000	5,000	0.00 %
DEBT SERVICE INTEREST	434,351	-	-	-	-	0.00 %
DEBT SERVICE INTEREST INTERNAL	28,531	-	-	-	-	0.00 %
CAPITAL OUTLAY	1,831,898	12,160,284	560,509	12,160,286	3,013,049	-75.22 %
Total Expenditures	8,146,619	23,439,525	5,256,456	23,436,527	15,032,348	-35.87 %

**LAFAYETTE CONSOLIDATED GOVERNMENT
2024 - 2025 ADOPTED BUDGET
ANNUAL BUDGET BY DEPARTMENT**

DEPT OF INNOVATION & TECHNOLOGY

CODE	EXPENDITURE	ACTUAL	CUR BUDGET	ACTUAL AT	PROJECTED	ADOPTED	ADOPTED	
		FY 22-23	FY 23-24	4/30/2024	FY 23-24	FY 24-25	VS CURRENT	
IT-RECORDS MANAGEMENT		125,885	136,750	54,503	136,751	130,262	-4.74 %	
2110 IT-RECORDS MANAGEMENT		125,885	136,750	54,503	136,751	130,262	-4.74 %	
1012110	50000-0	PERSONNEL SALARIES	85,380	86,756	32,200	86,756	97,031	11.84 %
1012110	50400-0	GROUP HEALTH INSURANCE	17,495	16,482	16,482	16,482	10,952	-33.55 %
1012110	50415-0	GROUP LIFE INSURANCE	364	518	181	518	579	11.78 %
1012110	50430-0	WORKERS COMP INSURANCE	459	468	468	468	524	11.97 %
1012110	50500-0	RETIREMENT/MEDICARE TAX	16,750	17,114	4,758	17,114	12,565	-26.58 %
TOTAL PERSONNEL COSTS		120,448	121,338	54,089	121,338	121,651	0.26 %	
1012110	50600-0	TRAINING OF PERSONNEL	4,685	5,000	0	5,000	5,000	0.00 %
1012110	70000-0	DUES & LICENSES	200	200	200	200	200	0.00 %
1012110	70500-0	TELECOMMUNICATIONS	6	100	1	100	450	350.00 %
1012110	70907-0	CONTRACTUAL SERVICES	444	1,000	213	1,000	1,000	0.00 %
1012110	72600-0	TRANSPORTATION	0	200	0	200	461	130.50 %
1012110	72700-0	SUPPLIES & MATERIALS	102	1,500	0	1,500	1,500	0.00 %
TOTAL NON-PERSONNEL COSTS		5,437	8,000	414	8,000	8,611	7.64 %	
TOTAL FUND 101		125,885	129,338	54,503	129,338	130,262	0.71 %	
4012110	89000-0	CAPITAL OUTLAY	0	7,412	0	0	0	-100.00 %
TOTAL NON-PERSONNEL COSTS		0	7,412	0	0	0	-100.00 %	
TOTAL FUND 401		0	7,412	0	0	0	-100.00 %	
4852110	89000-0	CAPITAL OUTLAY	0	0	0	7,413	0	0.00 %
TOTAL NON-PERSONNEL COSTS		0	0	0	7,413	0	0.00 %	
TOTAL FUND 485		0	0	0	7,413	0	0.00 %	
IT-CHIEF INNOVATION OFFICER		8,020,734	23,302,775	5,201,953	23,299,776	14,902,086	-36.05 %	
2910 IT-INNOVATION SERVICES		8,020,734	23,302,775	5,201,953	23,299,776	14,902,086	-36.05 %	
1012910	50000-0	PERSONNEL SALARIES	2,173,375	2,380,684	1,033,415	2,377,190	2,632,948	10.60 %
1012910	50100-0	TEMPORARY EMPLOYEES	0	34,881	0	34,881	47,322	35.67 %
1012910	50200-0	OVERTIME	2,651	3,570	1,277	3,570	3,641	1.99 %
1012910	50300-0	PROMOTION COSTS	0	8,769	0	12,716	0	-100.00 %
1012910	50400-0	GROUP HEALTH INSURANCE	303,168	302,098	302,098	302,098	274,502	-9.13 %
1012910	50415-0	GROUP LIFE INSURANCE	8,986	13,033	5,934	13,033	13,035	0.02 %
1012910	50430-0	WORKERS COMP INSURANCE	13,143	14,023	14,023	14,023	14,218	1.39 %
1012910	50500-0	RETIREMENT/MEDICARE TAX	438,329	433,409	196,271	432,956	462,322	6.67 %
TOTAL PERSONNEL COSTS		2,939,652	3,190,467	1,553,018	3,190,467	3,447,988	8.07 %	
1012910	50600-0	TRAINING OF PERSONNEL	18,893	135,141	10,152	137,141	156,841	16.06 %
1012910	50618-0	TRAINING-END USER	490	17,500	0	17,500	17,500	0.00 %
1012910	50925-0	VEHICLE SUBSIDY LEASES	6,023	6,000	2,360	6,000	6,000	0.00 %
1012910	52000-0	LEGAL FEES	0	7,000	6,485	5,000	6,000	-14.29 %
1012910	63000-0	EQUIPMENT MAINTENANCE	157,775	183,645	170,336	183,645	187,215	1.94 %
1012910	70200-0	POSTAGE/SHIPPING CHARGES	10	100	1	100	100	0.00 %
1012910	70300-0	PRINTING & BINDING	0	100	0	100	100	0.00 %
1012910	70400-0	PUBLICATION & RECORDATION	202	500	0	500	500	0.00 %
1012910	70500-0	TELECOMMUNICATIONS	539,382	541,924	258,534	541,924	563,924	4.06 %
1012910	70800-0	TRAVEL & MEETINGS	0	500	0	500	500	0.00 %
1012910	70902-0	DUPLICATING EQUIPMENT EXPENSES	505	5,000	206	5,000	5,000	0.00 %
1012910	70907-0	CONTRACTUAL SERVICES	750,285	1,384,577	680,734	1,384,577	1,509,535	9.02 %
1012910	71022-0	CONTR SERV-SAAS COSTS	1,302,426	0	0	0	0	0.00 %

**LAFAYETTE CONSOLIDATED GOVERNMENT
2024 - 2025 ADOPTED BUDGET
ANNUAL BUDGET BY DEPARTMENT**

DEPT OF INNOVATION & TECHNOLOGY

<u>CODE</u>	<u>EXPENDITURE</u>	<u>ACTUAL FY 22-23</u>	<u>CUR BUDGET FY 23-24</u>	<u>ACTUAL AT 4/30/2024</u>	<u>PROJECTED FY 23-24</u>	<u>ADOPTED FY 24-25</u>	<u>ADOPTED VS CURRENT</u>
1012910	72600-0	0	3,000	0	3,000	2,940	-2.00 %
1012910	72700-0	10,311	13,775	3,268	13,775	14,500	5.26 %
1012910	78000-0	0	3,000	0	0	0	-100.00 %
1012910	78557-0	434,351	0	0	0	0	0.00 %
1012910	80250-0	28,531	0	0	0	0	0.00 %
1012910	80771-0	0	0	(45)	0	0	0.00 %
1012910	89001-0	585,756	0	0	0	0	0.00 %
TOTAL NON-PERSONNEL COSTS		3,834,940	2,301,762	1,132,031	2,298,762	2,470,655	7.34 %
TOTAL FUND 101		6,774,592	5,492,229	2,685,049	5,489,229	5,918,643	7.76 %
4012910	50227-0	0	310,936	24,381	0	0	-100.00 %
4012910	50415-0	0	0	1	0	0	0.00 %
4012910	50500-0	0	1,392	71	0	0	-100.00 %
TOTAL PERSONNEL COSTS		0	312,328	24,453	0	0	-100.00 %
4012910	71022-0	0	2,836,948	1,731,439	0	0	-100.00 %
4012910	71030-0	0	2,503,398	200,503	0	0	-100.00 %
4012910	77140-0	0	5,000	0	0	0	-100.00 %
4012910	89000-0	1,246,142	12,152,872	560,509	0	0	-100.00 %
TOTAL NON-PERSONNEL COSTS		1,246,142	17,498,218	2,492,451	0	0	-100.00 %
TOTAL FUND 401		1,246,142	17,810,546	2,516,904	0	0	-100.00 %
4612910	89000-0	0	0	0	2,302,102	0	0.00 %
TOTAL NON-PERSONNEL COSTS		0	0	0	2,302,102	0	0.00 %
TOTAL FUND 461		0	0	0	2,302,102	0	0.00 %
4852910	50227-0	0	0	0	310,936	436,744	100.00 %
4852910	50500-0	0	0	0	1,392	0	0.00 %
TOTAL PERSONNEL COSTS		0	0	0	312,328	436,744	100.00 %
4852910	71022-0	0	0	0	2,836,948	3,010,190	100.00 %
4852910	71030-0	0	0	0	2,503,398	2,518,460	100.00 %
4852910	77140-0	0	0	0	5,000	5,000	100.00 %
4852910	89000-0	0	0	0	9,850,771	3,013,049	100.00 %
TOTAL NON-PERSONNEL COSTS		0	0	0	15,196,117	8,546,699	100.00 %
TOTAL FUND 485		0	0	0	15,508,445	8,983,443	100.00 %
TOTAL DEPT OF INNOVATION & TECHNOLOGY		8,146,619	23,439,525	5,256,456	23,436,527	15,032,348	-35.87 %



POLICE DEPARTMENT

Lafayette Police Department is charged with and dedicates itself to providing efficient and effective law enforcement services to the people of Lafayette. These services include: protection of life and property, preservation of the peace, apprehension of offenders, prevention/deterrence of crime, traffic management, emergency/non-emergency service response and instilling a sense of safety to citizens within our jurisdiction. The Lafayette Police Department is determined to achieve maximum staffing of personnel, training those personnel, and equipping the department with the latest technology to combat crime.

Statistical Information:

DESCRIPTION	FY 2022-23	FY 2023-24 ESTIMATED	FY 2024-25 PROJECTED
Number of Stations	4	5	5
Replacement of generator and HVAC at main station.	\$1,410,000	\$2,100,000	\$2,180,000
Cameras (Neighborhoods, Downtown, Trailers, Intersections, & Parks)	\$1,115,040	\$912,500	\$550,000

Status of FY 2023-24 Goals:

- In FY 2023-24, LPD obtained \$912,500 to support and increase the various camera systems consisting of neighborhoods, downtown, mobile camera trailers, street intersections, and parks. During this time frame LPD was able to install and obtain 575 more camera views throughout the City of Lafayette.
- In FY 2023-24, LPD obtained \$2,180,000 in additional funding toward completion of the replacement of the main station generator and HVAC systems, which are unreliable due to being nearly 40 years old. The HVAC is a 3-year project for full funding.

Operational and Budgeted Goals for FY 2024-25:

- LPD will strive to increase its homicide crime clearance rate to at least 97%.
- In FY 2024-25, LPD plans to use \$1,229,000 in funding for replacement of 68 aged & maintenance-prone police vehicles.
- In FY 2024-25, LPD plans to use \$2,180,000 in additional funding toward completion of the replacement of the main station HVAC systems, which are unreliable due to being nearly 40 years old.
- LPD will continue to reduce the average dispatch to on-scene response times.

Performance Measures:

The Lafayette Police Department’s mission is to serve the community by providing professional, effective, and efficient policing. It is important to identify major concerns of the public and turn those concerns into goals that can be monitored for maximum performance and achievement.

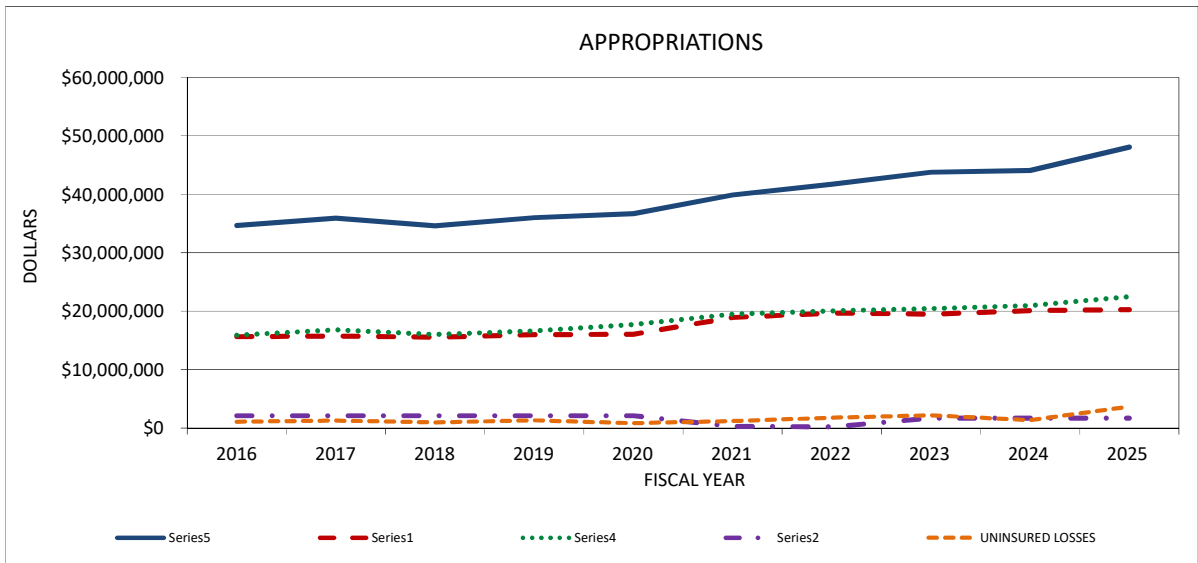
PERFORMANCE MEASURE	BENCHMARK	FY 2022-23 ACTUAL	FY 2023-24 ESTIMATED	FY 2024-25 FORECAST/ GOAL
UCR Homicide Crimes Clearance Rate	97%	93%	97%	97%
Personnel Staffing Capacity	92%	90%	91%	92%
Traffic Fatalities	0	23	14	18
Average Response Time (Dispatch to On-scene)	411 seconds	412 seconds	416 seconds	410 seconds



LAFAYETTE CONSOLIDATED GOVERNMENT
2024-25 ADOPTED BUDGET
POLICE DEPARTMENT

10 YEAR BUDGET HISTORY
APPROPRIATIONS, EXCLUDING CAPITAL

FISCAL YEAR	TOTAL ¹	SALARIES ²	PENSION ³ DEBT SERVICE	UNINSURED LOSSES	OTHER ⁴	TOTAL STRENGTH	STRENGTH CHANGE	STRENGTH OFFICERS	OFFICERS STRENGTH CHANGE
2016	\$34,671,834	15,621,058	2,084,359	1,078,668	15,887,749	320	3	260	3
2017	\$35,908,151	15,735,139	2,090,420	1,274,179	16,808,413	326	6	266	6
2018	\$34,584,377	15,535,260	2,090,060	962,227	15,996,830	329	3	270	4
2019	\$36,004,163	15,976,231	2,090,742	1,324,061	16,613,129	349	20	288	18
2020	\$36,662,408	16,038,223	2,091,685	828,411	17,704,089	350	1	288	0
2021	\$39,881,899	18,931,485	273,136	1,191,736	19,485,542	344	(6)	285	(3)
2022	\$41,719,685	19,691,302	195,506	1,766,317	20,066,560	361	17	302	17
2023	\$43,768,563	19,477,893	1,691,741	2,180,888	20,418,041	364	3	304	2
2024	\$44,097,606	20,099,999	1,689,006	1,333,328	20,975,273	369	5	309	5
2025	\$48,066,498	20,259,147	1,667,556	3,663,527	22,476,268	364	(5)	310	1



This schedule is adjusted from the departmental recap schedule as follows:

- ¹ Total Appropriations less capital, plus pension debt service, plus int app-police pension fund
- ² Includes personnel salaries, credential pay, holiday pay, and promotion costs
- ³ 60.6% of line item 1010170-74000-358 allocated to Police Department and 39.4% allocated to Fire Department
- ⁴ Total appropriations less salaries appropriations, pension debt service and uninsured losses

Significant Changes

2023-The pension debt service bonds were refunded with Taxable Limited Tax Refunding Bonds, Series 2020 therefore debt service payments were deferred until 2023. Increase in Uninsured Losses is based upon Risk Management claims report.

2024-The increase in Salaries is primarily due to the City Council approving a Pay Plan and the net addition of five positions (+9 Police Corporals, -4 Police Officers) increasing both salaries and benefits. The decrease in Uninsured Losses is based upon Risk Management claims report.

2025- The increase in Salaries is primarily due to the City Council approving the addition of (1) Deputy Chief of Police position, with a Personnel Strength net loss of five positions (-6 Police Dept Records Clerk, +1 Deputy Chief of Police). The increase in Uninsured Losses is based upon Risk Management claims report.



**LAFAYETTE CONSOLIDATED GOVERNMENT
2024 - 2025 ADOPTED BUDGET
ANNUAL BUDGET BY DEPARTMENT**

POLICE DEPARTMENT RECAP

	Actual FY 22/23	Cur Budget FY 23/24	Actual At FY 23/24	Projected FY 23/24	Adopted FY 24/25	Adopted vs. Current
Expenditures by Type						
PERSONNEL SALARIES	20,359,393	22,748,479	10,296,982	22,788,479	22,667,062	-0.36 %
EMPLOYEE BENEFITS	3,274,715	3,202,365	3,105,643	3,202,365	3,137,651	-2.02 %
RETIREMENT SYSTEM	6,606,226	7,576,561	3,451,323	7,576,561	8,654,632	14.23 %
RETIREE HEALTH INS	523,177	592,928	592,928	592,928	503,789	-15.03 %
ACCRUED SICK/ANNUAL	1,305,175	134,226	724,277	134,226	5,541	-95.87 %
PURCHASED SERVICES	4,447,170	4,800,219	2,326,462	4,800,219	5,010,700	4.38 %
MATERIALS & SUPPLIES	2,596,636	2,207,562	1,275,663	2,167,562	2,227,260	0.89 %
EXTERNAL APPROPRIATIONS	4,406	7,280	-	7,280	7,280	0.00 %
UNINSURED LOSSES	2,846,534	1,538,074	-	1,837,452	3,663,527	138.19 %
MISCELLANEOUS EXPENSE	(17,379)	5,000	(72)	5,000	5,000	0.00 %
DEBT SERVICE INTEREST	1,685	-	-	-	-	0.00 %
DEBT SERVICE INTEREST INTERNAL	2,308	-	-	-	-	0.00 %
CAPITAL OUTLAY	7,102,220	11,363,579	3,306,123	11,363,582	7,624,738	-32.90 %
RESERVES	-	701,323	-	701,323	-	-100.00 %
Total Expenditures	49,052,266	54,877,596	25,079,329	55,176,977	53,507,180	-2.50 %

**LAFAYETTE CONSOLIDATED GOVERNMENT
2024 - 2025 ADOPTED BUDGET
ANNUAL BUDGET BY DEPARTMENT**

POLICE DEPARTMENT

CODE	EXPENDITURE	ACTUAL	CUR BUDGET	ACTUAL AT	PROJECTED	ADOPTED	ADOPTED VS	
		FY 22-23	FY 23-24	4/30/2024	FY 23-24	FY 24-25	CURRENT	
PD-ADMINISTRATION		38,206,773	39,966,636	20,967,305	40,306,014	41,834,018	4.67 %	
3100 PD-ADMINISTRATION		38,206,773	39,966,636	20,967,305	40,306,014	41,834,018	4.67 %	
1013100	50000-0	PERSONNEL SALARIES	17,788,454	19,791,223	8,722,387	19,791,223	19,802,645	0.06 %
1013100	50050-0	SALARIES-HOLIDAY PAY	331,116	333,635	300,364	333,635	371,740	11.42 %
1013100	50051-0	POLICE CREDENTIAL PAY	0	0	0	40,000	60,000	100.00 %
1013100	50100-0	TEMPORARY EMPLOYEES	124	0	0	0	0	0.00 %
1013100	50200-0	OVERTIME	46,704	37,394	27,540	37,394	41,665	11.42 %
1013100	50228-0	OVERTIME-SPECIAL EVENTS	0	25,500	29,346	25,500	28,412	11.42 %
1013100	50230-0	OVERTIME-SWAT	117,002	111,180	56,258	111,180	123,878	11.42 %
1013100	50300-0	PROMOTION COSTS	0	74,719	0	74,719	24,762	-66.86 %
1013100	50400-0	GROUP HEALTH INSURANCE	3,060,799	2,905,444	2,905,444	2,905,444	2,883,594	-0.75 %
1013100	50410-0	GROUP HEALTH INS-RETIREEES	523,177	592,928	592,928	592,928	503,789	-15.03 %
1013100	50415-0	GROUP LIFE INSURANCE	80,070	120,712	52,065	120,712	122,657	1.61 %
1013100	50430-0	WORKERS COMP INSURANCE	119,066	130,427	130,427	130,427	131,400	0.75 %
1013100	50500-0	RETIREMENT/MEDICARE TAX	6,555,796	7,547,325	3,403,152	7,547,325	8,642,722	14.51 %
1013100	50900-0	ACCRUED SICK/ANNUAL LEAVE	1,305,175	134,226	724,277	134,226	5,541	-95.87 %
TOTAL PERSONNEL COSTS		29,927,483	31,804,713	16,944,188	31,844,713	32,742,805	2.95 %	
1013100	50600-0	TRAINING OF PERSONNEL	35,974	28,499	1,924	28,499	28,499	0.00 %
1013100	50640-0	TRAINING-SWAT	73,564	76,728	21,334	76,728	83,237	8.48 %
1013100	50820-0	UNIFORMS-SWAT	5,782	8,048	772	8,048	8,048	0.00 %
1013100	56020-0	EAP PROGRAM	14,861	18,150	7,430	18,150	18,150	0.00 %
1013100	57180-0	SOFTWARE SUPPORT	179,737	(1,500)	7,161	(1,500)	0	-100.00 %
1013100	69070-0	CONTR SERV-HARDWARE SUPPORT	0	1,836	0	1,836	1,836	0.00 %
1013100	69120-0	RENT	0	4,392	4,392	4,392	4,392	0.00 %
1013100	70000-0	DUES & LICENSES	3,785	11,500	10,368	10,000	15,000	30.43 %
1013100	70123-614	OTHER INSURANCE PREMIUMS-RM	114,248	198,036	137,772	198,036	150,899	-23.80 %
1013100	70200-0	POSTAGE/SHIPPING CHARGES	0	43	0	43	43	0.00 %
1013100	70400-0	PUBLICATION & RECORDATION	1,037	5,000	0	5,000	5,000	0.00 %
1013100	70800-0	TRAVEL & MEETINGS	1,707	2,320	790	2,320	2,320	0.00 %
1013100	70803-0	TRAVEL & MEET-ACCREDITATION	626	12,860	2,149	12,860	12,860	0.00 %
1013100	70815-0	TRAVEL & MEET-RECRUITMENT	220	5,000	445	5,000	5,000	0.00 %
1013100	70907-0	CONTRACTUAL SERVICES	287,248	255,702	127,608	257,202	247,202	-3.32 %
1013100	70994-0	CONTR SERV-ACCREDITATION	16,048	18,255	16,719	18,255	18,255	0.00 %
1013100	71022-0	CONTR SERV-SAAS COSTS	0	274,128	101,755	274,128	0	-100.00 %
1013100	72528-0	SUP & MAT-IN CAR CAMERA	8,836	19,191	0	19,191	19,191	0.00 %
1013100	72535-0	SUP & MAT-SWAT	10,490	29,740	11,558	29,740	29,740	0.00 %
1013100	72536-0	SUP & MAT-SWAT AMMUNITION	24,309	12,061	9,930	12,061	12,061	0.00 %
1013100	72700-0	SUPPLIES & MATERIALS	993	1,000	55	1,000	1,000	0.00 %
1013100	72815-0	SUP & MAT-RECRUITMENT	2,329	5,000	0	5,000	2,500	-50.00 %
1013100	72925-0	SUP & MAT-COMPUTER EQUIPMENT	4,793	6,937	3,509	6,937	6,937	0.00 %
1013100	76140-0	EXT APP-BOY SCOUTS/AMERICA	2,185	3,500	0	3,500	3,500	0.00 %
1013100	76310-0	EXT APP-LACCP	0	1,500	0	1,500	1,500	0.00 %
1013100	78000-0	UNINSURED LOSSES	2,846,534	1,538,074	0	1,837,452	3,663,527	138.19 %
1013100	78557-0	LEASE PRINCIPAL	1,685	0	0	0	0	0.00 %
1013100	80250-0	LEASE INTEREST	2,308	0	0	0	0	0.00 %
1013100	80771-0	MISC EXP-PY ADJUSTMENT	(17,159)	0	(72)	0	0	0.00 %
TOTAL NON-PERSONNEL COSTS		3,622,140	2,536,000	465,599	2,835,378	4,340,697	71.16 %	
TOTAL FUND 101		33,549,623	34,340,713	17,409,787	34,680,091	37,083,502	7.99 %	
1263100	50000-0	PERSONNEL SALARIES	103,678	84,125	106,137	84,125	0	-100.00 %
1263100	50050-0	SALARIES-HOLIDAY PAY	0	0	327	0	0	0.00 %

**LAFAYETTE CONSOLIDATED GOVERNMENT
2024 - 2025 ADOPTED BUDGET
ANNUAL BUDGET BY DEPARTMENT**

POLICE DEPARTMENT

<u>CODE</u>		<u>EXPENDITURE</u>	<u>ACTUAL FY 22-23</u>	<u>CUR BUDGET FY 23-24</u>	<u>ACTUAL AT 4/30/2024</u>	<u>PROJECTED FY 23-24</u>	<u>ADOPTED FY 24-25</u>	<u>ADOPTED VS CURRENT</u>
1263100	50400-0	GROUP HEALTH INSURANCE	13,883	44,535	16,531	44,535	0	-100.00 %
1263100	50415-0	GROUP LIFE INSURANCE	381	740	548	740	0	-100.00 %
1263100	50430-0	WORKERS COMP INSURANCE	508	507	625	507	0	-100.00 %
1263100	50500-0	RETIREMENT/MEDICARE TAX	35,704	25,708	38,435	25,708	0	-100.00 %
TOTAL PERSONNEL COSTS			154,154	155,615	162,603	155,615	0	-100.00 %
1263100	77280-0	RESERVE-GRANTS/CONTRACTS	0	701,323	0	701,323	0	-100.00 %
TOTAL NON-PERSONNEL COSTS			0	701,323	0	701,323	0	-100.00 %
TOTAL FUND 126			154,154	856,938	162,603	856,938	0	-100.00 %
4013100	54001-0	JAILER SERV-JAIL CAP IMP	1,250,000	1,250,000	625,000	0	0	-100.00 %
4013100	77140-0	RESERVE-DIRECTOR'S	0	5,000	0	0	0	-100.00 %
4013100	89000-0	CAPITAL OUTLAY	3,252,996	3,513,985	2,769,915	0	0	-100.00 %
TOTAL NON-PERSONNEL COSTS			4,502,996	4,768,985	3,394,915	0	0	-100.00 %
TOTAL FUND 401			4,502,996	4,768,985	3,394,915	0	0	-100.00 %
4613100	54001-0	JAILER SERV-JAIL CAP IMP	0	0	0	1,250,000	0	0.00 %
4613100	77140-0	RESERVE-DIRECTOR'S	0	0	0	5,000	5,000	100.00 %
4613100	89000-0	CAPITAL OUTLAY	0	0	0	998,025	85,817	100.00 %
TOTAL NON-PERSONNEL COSTS			0	0	0	2,253,025	90,817	100.00 %
TOTAL FUND 461			0	0	0	2,253,025	90,817	100.00 %
4853100	54001-0	JAILER SERV-JAIL CAP IMP	0	0	0	0	1,250,000	100.00 %
4853100	71022-0	CONTR SERV-SAAS COSTS	0	0	0	0	274,128	100.00 %
4853100	89000-0	CAPITAL OUTLAY	0	0	0	2,515,960	3,135,571	100.00 %
TOTAL NON-PERSONNEL COSTS			0	0	0	2,515,960	4,659,699	100.00 %
TOTAL FUND 485			0	0	0	2,515,960	4,659,699	100.00 %
PD-PATROL			1,577,897	2,215,460	755,725	2,115,461	1,661,546	-25.00 %
3120 PD-PATROL			1,577,897	2,215,460	755,725	2,115,461	1,661,546	-25.00 %
1013120	50200-0	OVERTIME	54,080	86,716	24,636	86,716	96,620	11.42 %
1013120	50209-0	OVERTIME-COURT APPEARANCE	116,795	208,080	62,164	208,080	231,845	11.42 %
1013120	50213-0	OVERTIME-CRIMINAL PATROL P-1	169,572	157,662	86,967	157,662	175,669	11.42 %
1013120	50214-0	OVERTIME-CRIMINAL PATROL P-2	120,804	107,420	58,692	107,420	119,689	11.42 %
1013120	50215-0	OVERTIME-CRIMINAL PATROL P-3	96,890	102,000	61,955	102,000	113,650	11.42 %
1013120	50217-0	OVERTIME-DOWNTOWN DETAIL	213,484	250,000	115,787	250,000	278,553	11.42 %
1013120	50231-0	OVERTIME-CRIMINAL PATROL P-4	148,132	151,817	87,986	151,817	169,156	11.42 %
1013120	50236-0	OVERTIME-PATROL SUPPORT	45,372	41,616	26,853	41,616	46,369	11.42 %
1013120	50242-0	OVERTIME-SIMCOE STREET DETAIL	130,562	150,000	73,062	150,000	167,132	11.42 %
1013120	50244-0	OVERTIME-CRIMINAL PATROL P-5	32,062	60,180	15,299	60,180	67,053	11.42 %
TOTAL PERSONNEL COSTS			1,127,753	1,315,491	613,401	1,315,491	1,465,736	11.42 %
1013120	50602-0	TRAINING OF PERSONNEL-TRAFFIC	2,345	5,000	2,310	5,000	5,000	0.00 %
1013120	50623-0	TRAINING-K-9	1,004	11,560	3,178	11,560	11,560	0.00 %
1013120	54041-0	DOWNTOWN DETAIL-PD RESERVES	0	25,836	0	25,836	0	-100.00 %
1013120	70933-0	CONTR SERV-K-9	21,061	13,824	6,946	13,824	15,000	8.51 %
1013120	70939-0	CONTR SERV-MOUNTED PATROL	20,141	32,968	24,316	32,968	38,000	15.26 %
1013120	72530-0	SUP & MAT-K-9	8,322	10,803	2,858	10,803	15,000	38.85 %
1013120	72545-0	SUP & MAT-MOUNTED PATROL	16,403	23,516	9,270	23,516	28,000	19.07 %
1013120	72700-0	SUPPLIES & MATERIALS	2,730	4,750	0	4,750	4,750	0.00 %
1013120	72706-0	SUP & MAT-TRAFFIC	0	750	0	750	2,000	166.67 %

**LAFAYETTE CONSOLIDATED GOVERNMENT
2024 - 2025 ADOPTED BUDGET
ANNUAL BUDGET BY DEPARTMENT**

POLICE DEPARTMENT

CODE	EXPENDITURE	ACTUAL	CUR BUDGET	ACTUAL AT	PROJECTED	ADOPTED	ADOPTED VS
		FY 22-23	FY 23-24	4/30/2024	FY 23-24	FY 24-25	CURRENT
TOTAL NON-PERSONNEL COSTS		72,006	129,007	48,878	129,007	119,310	-7.52 %
TOTAL FUND 101		1,199,759	1,444,498	662,279	1,444,498	1,585,046	9.73 %
1263120	50200-0 OVERTIME	81,938	244,510	62,946	244,510	0	-100.00 %
TOTAL PERSONNEL COSTS		81,938	244,510	62,946	244,510	0	-100.00 %
1263120	89000-0 CAPITAL OUTLAY	20,000	20,000	0	20,000	0	-100.00 %
TOTAL NON-PERSONNEL COSTS		20,000	20,000	0	20,000	0	-100.00 %
TOTAL FUND 126		101,938	264,510	62,946	264,510	0	-100.00 %
4013120	89000-0 CAPITAL OUTLAY	276,200	506,452	30,500	0	0	-100.00 %
TOTAL NON-PERSONNEL COSTS		276,200	506,452	30,500	0	0	-100.00 %
TOTAL FUND 401		276,200	506,452	30,500	0	0	-100.00 %
4613120	89000-0 CAPITAL OUTLAY	0	0	0	7,925	71,500	100.00 %
TOTAL NON-PERSONNEL COSTS		0	0	0	7,925	71,500	100.00 %
TOTAL FUND 461		0	0	0	7,925	71,500	100.00 %
4853120	89000-0 CAPITAL OUTLAY	0	0	0	398,528	5,000	100.00 %
TOTAL NON-PERSONNEL COSTS		0	0	0	398,528	5,000	100.00 %
TOTAL FUND 485		0	0	0	398,528	5,000	100.00 %
PD-SERVICES		8,375,888	11,653,050	2,965,221	11,713,051	9,246,807	-20.65 %
3130 PD-SERVICES		8,375,888	11,653,050	2,965,221	11,713,051	9,246,807	-20.65 %
1013130	50000-0 PERSONNEL SALARIES	1,674	0	2,539	0	0	0.00 %
1013130	50100-0 TEMPORARY EMPLOYEES	93,684	100,000	58,464	100,000	150,000	50.00 %
1013130	50110-0 TEMP EMP-CROSSING GUARDS	111,716	107,067	61,380	107,067	107,067	0.00 %
1013130	50203-0 OVERTIME-ADMINISTRATIVE TASK	11,062	20,000	7,569	20,000	22,284	11.42 %
1013130	50204-0 OVERTIME-CHRISTMAS PARADE	4,927	7,655	7,573	7,655	8,529	11.42 %
1013130	50205-0 OVERTIME-CITIZEN'S POLICE ACAD	4,080	6,120	0	6,120	6,819	11.42 %
1013130	50207-0 OVERTIME-COMMUNICATIONS	180,867	125,000	63,045	125,000	139,276	11.42 %
1013130	50222-0 OVERTIME-MLK PARADE	3,086	15,000	3,566	15,000	11,713	-21.91 %
1013130	50226-0 OVERTIME-PUBLIC INFO CALL OUT	10,819	12,485	6,886	12,485	13,911	11.42 %
1013130	50234-0 OVERTIME-BLACK HISTORY PARADE	19,017	20,000	20,596	20,000	22,284	11.42 %
1013130	50248-0 OVERTIME-VETERANS DAY PARADE	1,257	6,000	5,027	6,000	6,685	11.42 %
1013130	50250-0 OVERTIME-TRAINING	0	0	0	0	5,000	100.00 %
1013130	50251-0 OVERTIME-GULF BREW DETAIL	0	0	0	0	5,000	100.00 %
1013130	50415-0 GROUP LIFE INSURANCE	8	0	0	0	0	0.00 %
1013130	50500-0 RETIREMENT/MEDICARE TAX	14,726	3,504	9,542	3,504	11,910	239.90 %
TOTAL PERSONNEL COSTS		456,923	422,831	246,187	422,831	510,478	20.73 %
1013130	50600-0 TRAINING OF PERSONNEL	261,762	300,000	127,234	300,000	390,000	30.00 %
1013130	50610-0 TRAINING-COLLEGE REIMBURSEMENT	11,579	14,200	4,435	14,200	14,200	0.00 %
1013130	50627-0 TRAINING-LPSB RESOURCE OFFICER	17,312	20,000	14,547	20,000	20,000	0.00 %
1013130	50635-0 TRAINING-RESERVE OFFICERS	3,022	8,730	0	8,730	8,730	0.00 %
1013130	50641-0 TRAINING-TEURLINGS CATH HS-SRO	1,440	2,300	500	2,300	0	-100.00 %
1013130	50642-0 TRAINING-LAF CHRISTIAN ACA-SRO	2,212	2,300	500	2,300	0	-100.00 %
1013130	50800-0 UNIFORMS	186,981	263,500	122,549	223,500	255,060	-3.20 %
1013130	50825-0 UNIFORMS-WEAPONS	15,796	18,454	5,423	18,454	18,454	0.00 %
1013130	56070-0 HEALTH SCREENS	4,830	10,632	0	10,632	10,632	0.00 %
1013130	60000-0 BUILDING MAINTENANCE	106,244	125,000	55,616	125,000	135,000	8.00 %

**LAFAYETTE CONSOLIDATED GOVERNMENT
2024 - 2025 ADOPTED BUDGET
ANNUAL BUDGET BY DEPARTMENT**

POLICE DEPARTMENT

<u>CODE</u>		<u>EXPENDITURE</u>	<u>ACTUAL FY 22-23</u>	<u>CUR BUDGET FY 23-24</u>	<u>ACTUAL AT 4/30/2024</u>	<u>PROJECTED FY 23-24</u>	<u>ADOPTED FY 24-25</u>	<u>ADOPTED VS CURRENT</u>
1013130	63000-0	EQUIPMENT MAINTENANCE	25,194	73,264	5,395	73,264	63,264	-13.65 %
1013130	65000-0	GROUNDS MAINTENANCE	27,879	39,000	12,978	39,000	47,000	20.51 %
1013130	66000-0	JANITORIAL SUPPLIES & SERVICES	28,794	35,000	6,774	35,000	37,000	5.71 %
1013130	67000-0	UTILITIES	311,751	262,855	97,224	262,855	302,284	15.00 %
1013130	70200-0	POSTAGE/SHIPPING CHARGES	6,836	4,752	4,742	4,752	6,752	42.09 %
1013130	70300-0	PRINTING & BINDING	3,211	4,752	89	4,752	4,752	0.00 %
1013130	70400-0	PUBLICATION & RECORDATION	0	450	428	450	450	0.00 %
1013130	70500-0	TELECOMMUNICATIONS	453,230	300,000	250,765	300,000	400,000	33.33 %
1013130	70505-0	TELECOMM-AIRCARD-160	229,328	250,000	119,674	250,000	275,000	10.00 %
1013130	70735-0	TOURISM-FEST ACADIENS(IN KIND)	43,302	45,000	1,112	45,000	51,750	15.00 %
1013130	70750-0	TOURISM-INT FESTIVAL (IN KIND)	161,206	155,000	123	155,000	185,000	19.35 %
1013130	70800-0	TRAVEL & MEETINGS	0	1,397	0	1,397	1,397	0.00 %
1013130	70902-0	DUPLICATING EQUIPMENT EXPENSES	18,861	13,640	6,853	13,640	18,000	31.96 %
1013130	70904-0	MARDI GRAS EXPENSE (IN KIND)	256,201	294,849	294,670	294,849	304,849	3.39 %
1013130	70907-0	CONTRACTUAL SERVICES	45,871	61,340	21,992	61,340	61,340	0.00 %
1013130	70926-0	CONTR SERV-FALSE ALARM EXP	13,284	42,950	10,871	42,950	42,950	0.00 %
1013130	71005-0	CONTR SERV-SPECIAL EVENTS	20,000	0	0	0	0	0.00 %
1013130	71026-0	ST PATRICK DAY PDE (IN-KIND)	0	6,000	0	6,000	6,000	0.00 %
1013130	72520-0	SUP & MAT-CRIME PREVENTION	2,758	3,126	0	3,126	4,126	31.99 %
1013130	72525-0	SUP & MAT-CRIME STOPPERS	0	1,191	400	1,191	2,191	83.96 %
1013130	72550-0	SUP & MAT-TRAINING AMMUNITION	99,366	144,000	0	144,000	144,000	0.00 %
1013130	72600-0	TRANSPORTATION	2,079,726	1,500,000	1,037,516	1,500,000	1,519,000	1.27 %
1013130	72700-0	SUPPLIES & MATERIALS	94,678	80,298	49,738	80,298	85,298	6.23 %
1013130	72735-0	SUP & MAT-EVIDENCE	2,408	5,000	1,194	5,000	15,000	200.00 %
TOTAL NON-PERSONNEL COSTS			4,535,062	4,088,980	2,253,342	4,048,980	4,429,479	8.33 %
TOTAL FUND 101			4,991,985	4,511,811	2,499,529	4,471,811	4,939,957	9.49 %
4013130	89000-0	CAPITAL OUTLAY	3,383,903	7,141,239	465,692	0	0	-100.00 %
TOTAL NON-PERSONNEL COSTS			3,383,903	7,141,239	465,692	0	0	-100.00 %
TOTAL FUND 401			3,383,903	7,141,239	465,692	0	0	-100.00 %
4613130	89000-0	CAPITAL OUTLAY	0	0	0	5,828,812	2,077,850	100.00 %
TOTAL NON-PERSONNEL COSTS			0	0	0	5,828,812	2,077,850	100.00 %
TOTAL FUND 461			0	0	0	5,828,812	2,077,850	100.00 %
4853130	89000-0	CAPITAL OUTLAY	0	0	0	1,412,428	2,229,000	100.00 %
TOTAL NON-PERSONNEL COSTS			0	0	0	1,412,428	2,229,000	100.00 %
TOTAL FUND 485			0	0	0	1,412,428	2,229,000	100.00 %
PD-CRIMINAL INVESTIGATION			891,708	1,042,450	391,078	1,042,451	764,809	-26.63 %
3140 PD-CRIMINAL INVESTIGATION			891,708	1,042,450	391,078	1,042,451	764,809	-26.63 %
1013140	50211-0	OVERTIME-CRIME SCENE	36,651	30,000	9,237	30,000	43,440	44.80 %
1013140	50212-0	OVERTIME-CRIMINAL INVEST	111,972	99,967	55,213	99,967	111,384	11.42 %
1013140	50238-0	OVERTIME-METRO NARCOTICS	82,015	85,111	36,937	85,111	94,832	11.42 %
1013140	50500-0	RETIREMENT/MEDICARE TAX	0	24	0	24	0	-100.00 %
TOTAL PERSONNEL COSTS			230,638	215,102	101,387	215,102	249,656	16.06 %
1013140	50646-0	TRAINING-METRO NARCOTICS	15,448	15,000	3,262	15,000	15,000	0.00 %
1013140	50925-0	VEHICLE SUBSIDY LEASES	55,273	55,750	19,063	55,750	55,750	0.00 %
1013140	56000-0	CORONER FEES	161,057	195,817	88,766	195,817	195,817	0.00 %
1013140	57181-0	SOFTWARE SUPP-METRO NARCOTICS	7,156	0	0	0	0	0.00 %

**LAFAYETTE CONSOLIDATED GOVERNMENT
2024 - 2025 ADOPTED BUDGET
ANNUAL BUDGET BY DEPARTMENT**

POLICE DEPARTMENT

CODE	EXPENDITURE	ACTUAL	CUR BUDGET	ACTUAL AT	PROJECTED	ADOPTED	ADOPTED
		FY 22-23	FY 23-24	4/30/2024	FY 23-24	FY 24-25	VS CURRENT
	EQUIP MAINT-NEIGHBORHD						
1013140	63070-0	98,658	175,040	67,724	175,040	160,040	-8.57 %
1013140	70530-0	0	11,833	0	11,833	0	-100.00 %
1013140	70907-0	10,775	6,178	2,188	6,178	6,178	0.00 %
1013140	70920-0	6,251	5,184	0	5,184	5,184	0.00 %
1013140	72300-0	0	950	0	950	950	0.00 %
1013140	72500-0	13,514	22,334	1,097	22,334	12,334	-44.77 %
1013140	72532-0	10,000	15,000	15,000	15,000	15,000	0.00 %
1013140	72551-0	1,550	22,800	1,355	22,800	22,800	0.00 %
1013140	72700-0	3,630	3,820	136	3,820	3,820	0.00 %
1013140	76720-0	2,221	2,280	0	2,280	2,280	0.00 %
	TOTAL NON-PERSONNEL COSTS	385,533	531,986	198,591	531,986	495,153	-6.92 %
	TOTAL FUND 101	616,171	747,088	299,978	747,088	744,809	-0.31 %
1263140	50200-0	89,797	96,297	40,244	96,297	0	-100.00 %
1263140	50415-0	0	0	3	0	0	0.00 %
1263140	50500-0	0	0	194	0	0	0.00 %
	TOTAL PERSONNEL COSTS	89,797	96,297	40,441	96,297	0	-100.00 %
1263140	50600-0	15,597	11,869	7,340	11,869	0	-100.00 %
1263140	72700-0	1,242	5,293	3,303	5,293	0	-100.00 %
1263140	80771-0	(220)	0	0	0	0	0.00 %
1263140	89000-0	42,096	79,583	22,523	79,583	0	-100.00 %
	TOTAL NON-PERSONNEL COSTS	58,715	96,745	33,166	96,745	0	-100.00 %
	TOTAL FUND 126	148,512	193,042	73,607	193,042	0	-100.00 %
4013140	89000-0	127,025	102,320	17,493	0	0	-100.00 %
	TOTAL NON-PERSONNEL COSTS	127,025	102,320	17,493	0	0	-100.00 %
	TOTAL FUND 401	127,025	102,320	17,493	0	0	-100.00 %
4613140	89000-0	0	0	0	57,253	20,000	100.00 %
	TOTAL NON-PERSONNEL COSTS	0	0	0	57,253	20,000	100.00 %
	TOTAL FUND 461	0	0	0	57,253	20,000	100.00 %
4853140	89000-0	0	0	0	45,068	0	0.00 %
	TOTAL NON-PERSONNEL COSTS	0	0	0	45,068	0	0.00 %
	TOTAL FUND 485	0	0	0	45,068	0	0.00 %
	TOTAL POLICE DEPARTMENT	49,052,266	54,877,596	25,079,329	55,176,977	53,507,180	-2.50 %

FIRE DEPARTMENT

Fire Department’s primary mission is to save life and property of the citizens of Lafayette. We accomplish safeguarding and reduction of dangers to life and property, and the environment through innovative training, code enforcement, and prompt dispatch of a qualified fire suppression force.

Statistical Information:

DESCRIPTION	FY 2021-22	FY 2022-23	FY 2023-24 ESTIMATED	FY 2024-25 PROJECTED
Number of Fire Stations	14	14	14	14
Number of Volunteer Fire Departments	7	7	7	7
Number of Calls Answered	9,200	9,592	9,850	9,900
Number of Inspections Conducted	2,400	2,260	2,500	2,850

Status of FY 2023-24 Goals:

- The implementation of First Due, a new Record Management System (RMS), went “live” in September 2023. The new RMS will encompass a robust workforce management application to assist with necessary staffing needs such as shift scheduling, exchange of time, and overtime. The automated application would digitize the process and alleviate hours of manually scheduling employees.
- The department’s transition to expanding our classroom-style training operations model to a virtual platform is complete. Virtual classroom is the way of the future to deliver quality instruction to our firefighters while being fiscally responsible and efficient with time management. The department implemented a virtual training platform to broadcast training requirements to all fire stations and facilities. The implementation of the virtual capabilities will reduce associated expenditures, improving time management and ultimately improving response times.
- First Arriving digital signage application is still in development moving toward implementation in October/November of 2024.
- Fire Station #6 is currently under construction. It is slated to open January of 2025.

Operational and Budgeted Goals for FY 2024-25:

- The Fire Department increased its personnel strength in our Fire Prevention Bureau to provide more effective and efficient service to the business community and the citizens of Lafayette. Community Risk Reduction initiatives will be implemented to reduce fire loss and other hazards.

Performance Measures:

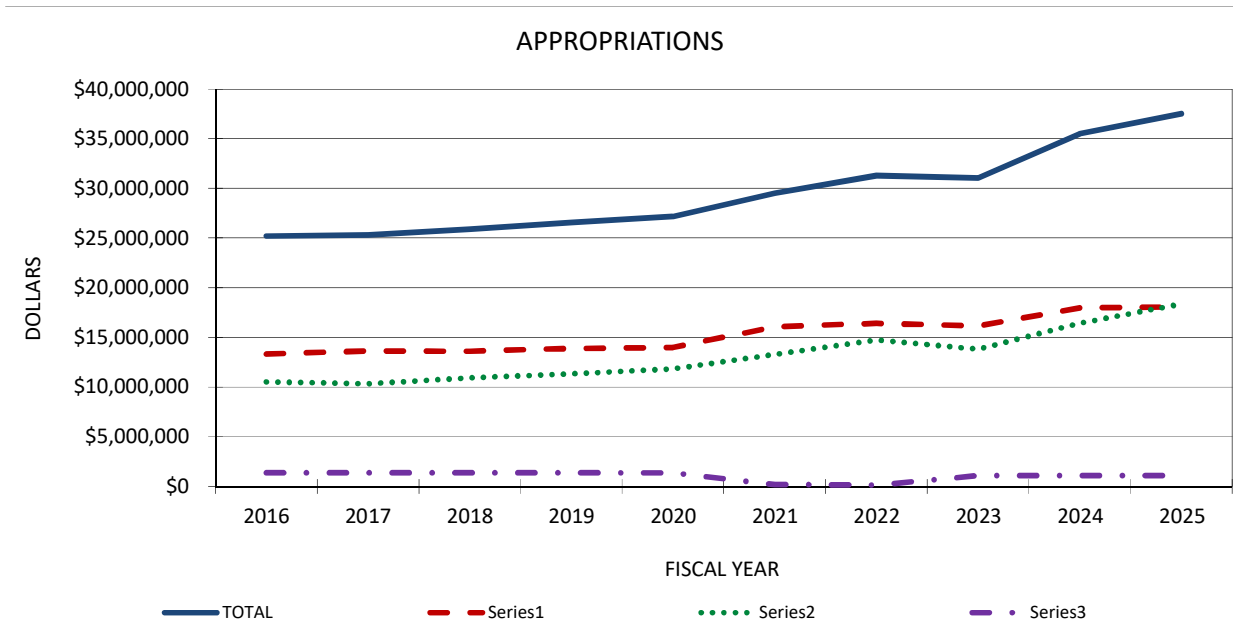
PERFORMANCE MEASURE	BENCHMARK	FY 2022-23 ACTUAL	FY 2023-24 ESTIMATED	FY 2024-25 FORECAST/GOAL
Firefighters Per 1,000 Citizens	2	1.98	1.98	2.02
Fire Responses Per 1,000 Citizens	66.35	70.01	70.37	71.11
Fire Calls Per 1,000 Citizens	1.5	1.34	1.38	1.35
Medical Calls Per 1,000 Citizens	40	45.14	46.72	47.24
Response Time	within 5 min, 20 sec	76%	80%	83%



LAFAYETTE CONSOLIDATED GOVERNMENT
2024-25 ADOPTED BUDGET
FIRE DEPARTMENT

10 YEAR BUDGET HISTORY
APPROPRIATIONS, EXCLUDING CAPITAL

FISCAL YEAR	TOTAL ¹	SALARIES ²	PENSION ³		STRENGTH	STRENGTH CHANGE
			DEBT SERVICE	OTHER ⁴		
2016	\$25,210,302	13,331,326	1,355,177	10,523,799	284	0
2017	\$25,325,515	13,637,917	1,359,118	10,328,480	285	1
2018	\$25,898,400	13,619,647	1,358,884	10,919,869	285	0
2019	\$26,573,471	13,883,909	1,359,327	11,330,235	285	0
2020	\$27,175,555	13,988,733	1,359,940	11,826,882	285	0
2021	\$29,538,359	16,077,542	177,583	13,283,234	285	0
2022	\$31,300,517	16,436,153	127,111	14,737,253	285	0
2023	\$31,070,492	16,150,493	1,099,911	13,820,088	285	0
2024	\$35,510,725	17,975,844	1,098,133	16,436,748	288	3
2025	\$37,523,882	18,069,408	1,084,186	18,370,288	288	0



This schedule is adjusted from the departmental recap schedule as follows:

- ¹ Total Appropriations less capital, plus pension debt service, plus reserve-fire 2% state mandated increase, plus int app-fire pension fund
- ² Includes personnel salaries, holiday pay, and promotion costs
- ³ 39.4% of line item 1010170-74000-358 allocated to Fire Department and 60.6% allocated to Police Department
- ⁴ Total appropriations less salaries and pension debt service

Significant Changes

2023- Decrease in Other is primarily due to decreases in Reserve-Pay Plan, Uninsured Losses based on Risk Management claims report Retirement/Medicare Tax and Overtime offset by increases in Group Health Insurance due to premium rate change. The pension debt service bonds were refunded with Taxable Limited Tax Refunding Bonds, Series 2020 therefore debt service payments were deferred until 2023.

2024- The increase in Salaries is due to the City Council approving a Pay Plan and the addition of three positions (Fire Comm Officer and 2-Fire Inspectors). Increases in Other is primarily due to increases in External Appropriations, Accrued Sick & Annual Leave, and 2% Fire Insurance Premiums (there is a corresponding revenue for this expense).

2025- The increase in Salaries is due to the City Council approving a Pay Plan for the non-Fire personnel and 2% mandated general pay increase for Fire personnel in accordance with Louisiana State Statute.



**LAFAYETTE CONSOLIDATED GOVERNMENT
2024 - 2025 ADOPTED BUDGET
ANNUAL BUDGET BY DEPARTMENT**

FIRE DEPARTMENT RECAP

	Actual FY 22/23	Cur Budget FY 23/24	Actual At FY 23/24	Projected FY 23/24	Adopted FY 24/25	Adopted vs. Current
Expenditures by Type						
PERSONNEL SALARIES	16,962,225	18,964,053	8,462,811	18,978,053	19,125,277	0.85 %
EMPLOYEE BENEFITS	2,596,420	2,532,114	2,480,191	2,532,114	2,542,579	0.41 %
RETIREMENT SYSTEM	5,518,836	5,986,840	2,703,150	5,986,840	6,999,066	16.91 %
RETIREE HEALTH INS	360,371	412,684	412,684	412,684	355,899	-13.76 %
ACCRUED SICK/ANNUAL	210,292	631,107	584,837	631,107	248,609	-60.61 %
PURCHASED SERVICES	749,117	981,128	469,579	964,397	991,407	1.05 %
MATERIALS & SUPPLIES	1,082,673	1,092,512	500,727	1,050,360	1,150,942	5.35 %
EXTERNAL APPROPRIATIONS	2,218,059	3,099,133	409,168	3,139,285	3,328,442	7.40 %
UNINSURED LOSSES	649,370	427,160	-	364,946	1,098,089	157.07 %
MISCELLANEOUS EXPENSE	35,017	40,092	37,982	40,092	43,386	8.22 %
CAPITAL OUTLAY	2,596,061	17,049,221	4,148,544	17,049,223	6,378,744	-62.59 %
Total Expenditures	32,978,441	51,216,044	20,209,673	51,149,101	42,262,440	-17.48 %

**LAFAYETTE CONSOLIDATED GOVERNMENT
2024 - 2025 ADOPTED BUDGET
ANNUAL BUDGET BY DEPARTMENT**

FIRE DEPARTMENT

CODE	EXPENDITURE	ACTUAL	CUR BUDGET	ACTUAL AT	PROJECTED	ADOPTED	ADOPTED	
		FY 22-23	FY 23-24	4/30/2024	FY 23-24	FY 24-25	VS CURRENT	
FD-ADMINISTRATION		1,500,127	1,417,938	727,499	1,355,724	2,063,751	45.55 %	
4100 FD-ADMINISTRATION		1,500,127	1,417,938	727,499	1,355,724	2,063,751	45.55 %	
1014100	50000-0	PERSONNEL SALARIES	248,027	251,835	114,193	251,835	271,267	7.72 %
1014100	50400-0	GROUP HEALTH INSURANCE	23,248	21,904	21,904	21,904	21,904	0.00 %
1014100	50410-0	GROUP HEALTH INS-RETIREEES	360,371	412,684	412,684	412,684	355,899	-13.76 %
1014100	50415-0	GROUP LIFE INSURANCE	916	1,075	587	1,075	1,191	10.79 %
1014100	50430-0	WORKERS COMP INSURANCE	1,365	1,398	1,398	1,398	1,503	7.51 %
1014100	50500-0	RETIREMENT/MEDICARE TAX	86,386	87,837	39,818	87,837	114,079	29.88 %
TOTAL PERSONNEL COSTS		720,313	776,733	590,584	776,733	765,843	-1.40 %	
1014100	70000-0	DUES & LICENSES	849	1,391	182	1,391	1,641	17.97 %
1014100	70123-614	OTHER INSURANCE PREMIUMS-RM	99,086	181,288	132,444	181,288	148,912	-17.86 %
1014100	70200-0	POSTAGE/SHIPPING CHARGES	1,504	1,552	468	1,552	1,552	0.00 %
1014100	70300-0	PRINTING & BINDING	0	100	0	100	100	0.00 %
1014100	70800-0	TRAVEL & MEETINGS	22,474	18,300	717	18,300	18,300	0.00 %
1014100	70902-0	DUPLICATING EQUIPMENT EXPENSES	1,091	1,433	766	1,433	1,933	34.89 %
1014100	72600-0	TRANSPORTATION	4,366	5,000	1,944	5,000	4,900	-2.00 %
1014100	72700-0	SUPPLIES & MATERIALS	1,074	1,981	394	1,981	2,481	25.24 %
1014100	78000-0	UNINSURED LOSSES	649,370	427,160	0	364,946	1,098,089	157.07 %
TOTAL NON-PERSONNEL COSTS		779,814	638,205	136,915	575,991	1,277,908	100.23 %	
TOTAL FUND 101		1,500,127	1,414,938	727,499	1,352,724	2,043,751	44.44 %	
4014100	77140-0	RESERVE-DIRECTOR'S	0	3,000	0	0	0	-100.00 %
TOTAL NON-PERSONNEL COSTS		0	3,000	0	0	0	-100.00 %	
TOTAL FUND 401		0	3,000	0	0	0	-100.00 %	
4614100	77140-0	RESERVE-DIRECTOR'S	0	0	0	3,000	5,000	100.00 %
TOTAL NON-PERSONNEL COSTS		0	0	0	3,000	5,000	100.00 %	
TOTAL FUND 461		0	0	0	3,000	5,000	100.00 %	
4854100	89000-0	CAPITAL OUTLAY	0	0	0	0	15,000	100.00 %
TOTAL NON-PERSONNEL COSTS		0	0	0	0	15,000	100.00 %	
TOTAL FUND 485		0	0	0	0	15,000	100.00 %	
FD-EMERGENCY OPERATIONS		25,374,945	36,705,118	16,708,317	36,705,119	32,365,681	-11.82 %	
4120 FD-EMERGENCY OPERATIONS		25,008,278	36,565,066	16,651,308	36,565,067	32,214,888	-11.90 %	
1014120	50000-0	PERSONNEL SALARIES	13,376,558	14,787,479	6,492,643	14,797,479	14,729,419	-0.39 %
1014120	50050-0	SALARIES-HOLIDAY PAY	363,932	375,103	285,480	375,103	421,765	12.44 %
1014120	50200-0	OVERTIME	802,690	790,770	419,323	790,770	889,140	12.44 %
1014120	50300-0	PROMOTION COSTS	0	194,278	0	194,278	256,294	31.92 %
1014120	50400-0	GROUP HEALTH INSURANCE	2,151,708	2,043,714	2,043,714	2,043,714	2,054,774	0.54 %
1014120	50415-0	GROUP LIFE INSURANCE	61,356	84,767	39,085	84,767	84,341	-0.50 %
1014120	50430-0	WORKERS COMP INSURANCE	80,853	90,395	90,395	90,395	89,483	-1.01 %
1014120	50500-0	RETIREMENT/MEDICARE TAX	4,792,293	5,146,961	2,336,266	5,146,961	5,976,519	16.12 %
1014120	50900-0	ACCRUED SICK/ANNUAL LEAVE	210,292	496,620	436,664	496,620	227,800	-54.13 %
TOTAL PERSONNEL COSTS		21,839,682	24,010,087	12,143,570	24,020,087	24,729,535	3.00 %	
1014120	50600-0	TRAINING OF PERSONNEL	4,513	0	0	0	0	0.00 %
1014120	50800-0	UNIFORMS	119,412	178,500	46,607	178,500	178,500	0.00 %
1014120	56040-0	WELLNESS PROFILES	20,850	23,000	0	23,000	23,000	0.00 %
1014120	60000-0	BUILDING MAINTENANCE	19,151	23,250	14,229	23,250	23,250	0.00 %

**LAFAYETTE CONSOLIDATED GOVERNMENT
2024 - 2025 ADOPTED BUDGET
ANNUAL BUDGET BY DEPARTMENT**

FIRE DEPARTMENT

<u>CODE</u>	<u>EXPENDITURE</u>	<u>ACTUAL FY 22-23</u>	<u>CUR BUDGET FY 23-24</u>	<u>ACTUAL AT 4/30/2024</u>	<u>PROJECTED FY 23-24</u>	<u>ADOPTED FY 24-25</u>	<u>ADOPTED VS CURRENT</u>	
1014120	63000-0	EQUIPMENT MAINTENANCE	16,839	31,734	10,905	31,734	31,734	0.00 %
1014120	65000-0	GROUPS MAINTENANCE	306	846	844	846	846	0.00 %
1014120	66000-0	JANITORIAL SUPPLIES & SERVICES	23,484	27,789	13,728	17,789	17,789	-35.99 %
1014120	67000-0	UTILITIES	175,821	181,069	79,609	181,069	181,069	0.00 %
1014120	70300-0	PRINTING & BINDING	0	345	31	345	345	0.00 %
1014120	70400-0	PUBLICATION & RECORDATION	935	1,059	456	1,059	1,059	0.00 %
1014120	70902-0	DUPLICATING EQUIPMENT EXPENSES	0	1,200	0	1,200	1,200	0.00 %
1014120	70907-0	CONTRACTUAL SERVICES	41,002	53,902	29,299	53,902	60,902	12.99 %
1014120	71022-0	CONTR SERV-SAAS COSTS	0	66,000	48,038	66,000	0	-100.00 %
1014120	72401-0	SUP & MAT-BUNKER GEAR	0	976	0	976	976	0.00 %
1014120	72420-0	MEDICAL SUPPLIES & MATERIALS	23,477	21,370	9,924	21,370	23,370	9.36 %
1014120	72600-0	TRANSPORTATION	698,743	688,540	327,451	688,540	674,769	-2.00 %
1014120	72700-0	SUPPLIES & MATERIALS	39,406	51,600	24,116	51,600	56,000	8.53 %
TOTAL NON-PERSONNEL COSTS			1,183,939	1,351,180	605,237	1,341,180	1,274,809	-5.65 %
TOTAL FUND 101			23,023,621	25,361,267	12,748,807	25,361,267	26,004,344	2.54 %
4014120	89000-0	CAPITAL OUTLAY	1,984,657	11,203,799	3,902,501	0	0	-100.00 %
TOTAL NON-PERSONNEL COSTS			1,984,657	11,203,799	3,902,501	0	0	-100.00 %
TOTAL FUND 401			1,984,657	11,203,799	3,902,501	0	0	-100.00 %
4614120	89000-0	CAPITAL OUTLAY	0	0	0	6,351,506	5,902,544	100.00 %
TOTAL NON-PERSONNEL COSTS			0	0	0	6,351,506	5,902,544	100.00 %
TOTAL FUND 461			0	0	0	6,351,506	5,902,544	100.00 %
4854120	71022-0	CONTR SERV-SAAS COSTS	0	0	0	0	66,000	100.00 %
4854120	89000-0	CAPITAL OUTLAY	0	0	0	4,852,294	242,000	100.00 %
TOTAL NON-PERSONNEL COSTS			0	0	0	4,852,294	308,000	100.00 %
TOTAL FUND 485			0	0	0	4,852,294	308,000	100.00 %
4121 FD-EO-HAZMAT			366,667	140,052	57,009	140,052	150,793	7.67 %
1014121	50000-0	PERSONNEL SALARIES	70,072	78,028	35,150	78,028	79,733	2.19 %
1014121	50400-0	GROUP HEALTH INSURANCE	11,683	11,006	11,006	11,006	11,006	0.00 %
1014121	50415-0	GROUP LIFE INSURANCE	319	372	209	372	372	0.00 %
1014121	50430-0	WORKERS COMP INSURANCE	408	460	460	460	469	1.96 %
1014121	50500-0	RETIREMENT/MEDICARE TAX	5,325	1,236	520	1,236	1,536	24.27 %
TOTAL PERSONNEL COSTS			87,807	91,102	47,345	91,102	93,116	2.21 %
1014121	56030-0	EMPLOYEE PHYSICALS	0	16,845	0	16,845	18,000	6.86 %
1014121	63000-0	EQUIPMENT MAINTENANCE	260	500	21	500	500	0.00 %
1014121	70000-0	DUES & LICENSES	0	86	0	86	86	0.00 %
1014121	72420-0	MEDICAL SUPPLIES & MATERIALS	0	3,000	0	3,000	3,000	0.00 %
1014121	72600-0	TRANSPORTATION	22,928	22,000	7,597	22,000	21,560	-2.00 %
1014121	72700-0	SUPPLIES & MATERIALS	835	1,066	611	1,066	1,066	0.00 %
1014121	72740-0	SUP & MAT-FOAM/ABSORBANT	1,765	1,200	405	1,200	1,765	47.08 %
TOTAL NON-PERSONNEL COSTS			25,788	44,697	8,634	44,697	45,977	2.86 %
TOTAL FUND 101			113,595	135,799	55,979	135,799	139,093	2.43 %
4014121	89000-0	CAPITAL OUTLAY	253,072	4,253	1,030	0	0	-100.00 %
TOTAL NON-PERSONNEL COSTS			253,072	4,253	1,030	0	0	-100.00 %
TOTAL FUND 401			253,072	4,253	1,030	0	0	-100.00 %

**LAFAYETTE CONSOLIDATED GOVERNMENT
2024 - 2025 ADOPTED BUDGET
ANNUAL BUDGET BY DEPARTMENT**

FIRE DEPARTMENT

CODE	EXPENDITURE	ACTUAL	CUR BUDGET	ACTUAL AT	PROJECTED	ADOPTED	ADOPTED VS
		FY 22-23	FY 23-24	4/30/2024	FY 23-24	FY 24-25	CURRENT
4614121	89000-0	0	0	0	3,433	10,000	100.00 %
TOTAL NON-PERSONNEL COSTS		0	0	0	3,433	10,000	100.00 %
TOTAL FUND 461		0	0	0	3,433	10,000	100.00 %
4854121	89000-0	0	0	0	820	1,700	100.00 %
TOTAL NON-PERSONNEL COSTS		0	0	0	820	1,700	100.00 %
TOTAL FUND 485		0	0	0	820	1,700	100.00 %
FD-TECHNICAL OPERATIONS		3,734,702	6,322,973	2,096,635	6,322,974	4,296,545	-32.05 %
4131 FD-TO-COMMUNICATIONS		1,484,645	1,619,560	781,668	1,619,560	1,639,716	1.24 %
1014131	50000-0	759,724	888,599	388,310	897,599	837,110	-5.79 %
1014131	50050-0	15,719	17,427	11,785	17,427	19,595	12.44 %
1014131	50200-0	111,671	66,581	65,231	57,581	71,502	7.39 %
1014131	50400-0	93,228	98,838	98,838	98,838	98,838	0.00 %
1014131	50415-0	3,359	4,617	2,185	4,617	4,567	-1.08 %
1014131	50430-0	4,272	5,015	5,015	5,015	4,752	-5.24 %
1014131	50500-0	249,344	286,939	129,421	286,939	324,368	13.04 %
TOTAL PERSONNEL COSTS		1,237,317	1,368,016	700,785	1,368,016	1,360,732	-0.53 %
1014131	63000-0	13,482	14,680	10,989	14,680	14,680	0.00 %
1014131	70000-0	912	1,062	948	1,062	1,062	0.00 %
1014131	70500-0	109,441	126,587	57,858	126,587	126,587	0.00 %
1014131	72600-0	967	2,993	1,059	2,993	2,933	-2.00 %
1014131	72700-0	2,242	3,222	1,475	3,222	3,222	0.00 %
TOTAL NON-PERSONNEL COSTS		127,044	148,544	72,329	148,544	148,484	-0.04 %
TOTAL FUND 101		1,364,361	1,516,560	773,114	1,516,560	1,509,216	-0.48 %
4014131	89000-0	120,284	103,000	8,554	0	0	-100.00 %
TOTAL NON-PERSONNEL COSTS		120,284	103,000	8,554	0	0	-100.00 %
TOTAL FUND 401		120,284	103,000	8,554	0	0	-100.00 %
4614131	89000-0	0	0	0	103,000	130,500	100.00 %
TOTAL NON-PERSONNEL COSTS		0	0	0	103,000	130,500	100.00 %
TOTAL FUND 461		0	0	0	103,000	130,500	100.00 %
4132 FD-TO-FIRE PREVENTION		1,389,157	2,241,469	768,301	2,241,470	1,698,860	-24.21 %
1014132	50000-0	803,744	996,657	435,974	1,000,657	1,031,462	3.49 %
1014132	50050-0	0	200	0	200	225	12.50 %
1014132	50200-0	21,154	19,491	8,064	19,491	21,916	12.44 %
1014132	50249-0	154	55,000	21,131	55,000	61,842	12.44 %
1014132	50400-0	81,486	93,254	93,254	93,254	93,254	0.00 %
1014132	50415-0	3,630	4,608	2,570	4,608	4,972	7.90 %
1014132	50430-0	4,581	5,561	5,561	5,561	5,998	7.86 %
1014132	50500-0	273,449	335,510	134,503	335,510	388,747	15.87 %
1014132	50900-0	0	0	0	0	20,809	100.00 %
TOTAL PERSONNEL COSTS		1,188,198	1,510,281	701,057	1,514,281	1,629,225	7.88 %
1014132	60000-0	106	821	268	821	821	0.00 %
1014132	63000-0	82	290	12	290	290	0.00 %
1014132	66000-0	1,236	2,200	809	1,200	1,200	-45.45 %
1014132	70000-0	556	800	428	800	800	0.00 %

**LAFAYETTE CONSOLIDATED GOVERNMENT
2024 - 2025 ADOPTED BUDGET
ANNUAL BUDGET BY DEPARTMENT**

FIRE DEPARTMENT

<u>CODE</u>		<u>EXPENDITURE</u>	<u>ACTUAL FY 22-23</u>	<u>CUR BUDGET FY 23-24</u>	<u>ACTUAL AT 4/30/2024</u>	<u>PROJECTED FY 23-24</u>	<u>ADOPTED FY 24-25</u>	<u>ADOPTED VS CURRENT</u>
1014132	70300-0	PRINTING & BINDING	370	1,432	351	432	432	-69.83 %
1014132	70700-0	TOURISM	6,926	6,000	1,512	6,000	6,000	0.00 %
1014132	70902-0	DUPLICATING EQUIPMENT EXPENSES	597	1,133	326	1,133	1,133	0.00 %
1014132	70907-0	CONTRACTUAL SERVICES	0	116	0	116	116	0.00 %
1014132	71022-0	CONTR SERV-SAAS COSTS	0	500	0	500	0	-100.00 %
1014132	72600-0	TRANSPORTATION	59,759	40,239	33,972	40,239	53,343	32.57 %
1014132	72700-0	SUPPLIES & MATERIALS	4,015	6,223	3,523	4,223	5,000	-19.65 %
TOTAL NON-PERSONNEL COSTS			73,647	59,754	41,201	55,754	69,135	15.70 %
TOTAL FUND 101			1,261,845	1,570,035	742,258	1,570,035	1,698,360	8.17 %
1284132	70765-0	TOURISM-PUBLIC EDUCATION	9,998	0	0	0	0	0.00 %
TOTAL NON-PERSONNEL COSTS			9,998	0	0	0	0	0.00 %
TOTAL FUND 128			9,998	0	0	0	0	0.00 %
4014132	89000-0	CAPITAL OUTLAY	117,314	671,434	26,043	0	0	-100.00 %
TOTAL NON-PERSONNEL COSTS			117,314	671,434	26,043	0	0	-100.00 %
TOTAL FUND 401			117,314	671,434	26,043	0	0	-100.00 %
4614132	89000-0	CAPITAL OUTLAY	0	0	0	25,122	0	0.00 %
TOTAL NON-PERSONNEL COSTS			0	0	0	25,122	0	0.00 %
TOTAL FUND 461			0	0	0	25,122	0	0.00 %
4854132	71022-0	CONTR SERV-SAAS COSTS	0	0	0	0	500	100.00 %
4854132	89000-0	CAPITAL OUTLAY	0	0	0	646,313	0	0.00 %
TOTAL NON-PERSONNEL COSTS			0	0	0	646,313	500	100.00 %
TOTAL FUND 485			0	0	0	646,313	500	100.00 %
4133 FD-TO-TRAINING			860,900	2,461,944	546,666	2,461,944	957,969	-61.09 %
1014133	50000-0	PERSONNEL SALARIES	377,744	431,225	174,887	432,405	422,538	-2.01 %
1014133	50050-0	SALARIES-HOLIDAY PAY	0	1,180	1,180	0	0	-100.00 %
1014133	50100-0	TEMPORARY EMPLOYEES	6,991	0	0	0	0	0.00 %
1014133	50200-0	OVERTIME	4,045	10,200	9,460	10,200	11,469	12.44 %
1014133	50400-0	GROUP HEALTH INSURANCE	70,039	60,452	60,452	60,452	60,452	0.00 %
1014133	50415-0	GROUP LIFE INSURANCE	1,703	2,149	1,029	2,149	2,226	3.58 %
1014133	50430-0	WORKERS COMP INSURANCE	2,266	2,529	2,529	2,529	2,477	-2.06 %
1014133	50500-0	RETIREMENT/MEDICARE TAX	112,039	128,357	62,622	128,357	193,817	51.00 %
1014133	50900-0	ACCRUED SICK/ANNUAL LEAVE	0	134,487	148,173	134,487	0	-100.00 %
TOTAL PERSONNEL COSTS			574,827	770,579	460,332	770,579	692,979	-10.07 %
1014133	50600-0	TRAINING OF PERSONNEL	78,642	90,000	32,509	90,000	90,000	0.00 %
1014133	60000-0	BUILDING MAINTENANCE	16,442	18,650	5,032	18,650	18,650	0.00 %
1014133	63000-0	EQUIPMENT MAINTENANCE	3,938	4,000	535	4,000	4,000	0.00 %
1014133	66000-0	JANITORIAL SUPPLIES & SERVICES	1,474	1,475	356	1,475	1,475	0.00 %
1014133	67000-0	UTILITIES	23,745	21,000	9,368	21,000	22,300	6.19 %
1014133	70300-0	PRINTING & BINDING	0	90	0	90	90	0.00 %
1014133	70700-0	TOURISM	664	1,550	790	1,550	1,000	-35.48 %
1014133	70902-0	DUPLICATING EQUIPMENT EXPENSES	2,820	4,633	1,191	4,633	4,633	0.00 %
1014133	70907-0	CONTRACTUAL SERVICES	18,726	21,000	9,385	21,000	21,000	0.00 %
1014133	71022-0	CONTR SERV-SAAS COSTS	0	400	0	400	0	-100.00 %
1014133	72600-0	TRANSPORTATION	7,877	9,300	3,411	9,300	9,114	-2.00 %
1014133	72700-0	SUPPLIES & MATERIALS	7,096	10,650	1,649	10,650	10,650	0.00 %

**LAFAYETTE CONSOLIDATED GOVERNMENT
2024 - 2025 ADOPTED BUDGET
ANNUAL BUDGET BY DEPARTMENT**

FIRE DEPARTMENT

CODE	EXPENDITURE	ACTUAL	CUR BUDGET	ACTUAL AT	PROJECTED	ADOPTED	ADOPTED VS
		FY 22-23	FY 23-24	4/30/2024	FY 23-24	FY 24-25	CURRENT
1014133	72810-0	4,045	4,500	3,034	4,500	4,500	0.00 %
1014133	76140-0	0	178	178	178	178	0.00 %
TOTAL NON-PERSONNEL COSTS		165,469	187,426	67,438	187,426	187,590	0.09 %
TOTAL FUND 101		740,296	958,005	527,770	958,005	880,569	-8.08 %
4014133	89000-0	120,604	1,503,939	18,896	0	0	-100.00 %
TOTAL NON-PERSONNEL COSTS		120,604	1,503,939	18,896	0	0	-100.00 %
TOTAL FUND 401		120,604	1,503,939	18,896	0	0	-100.00 %
4614133	89000-0	0	0	0	1,463,664	41,000	100.00 %
TOTAL NON-PERSONNEL COSTS		0	0	0	1,463,664	41,000	100.00 %
TOTAL FUND 461		0	0	0	1,463,664	41,000	100.00 %
4854133	71022-0	0	0	0	0	400	100.00 %
4854133	89000-0	0	0	0	40,275	36,000	100.00 %
TOTAL NON-PERSONNEL COSTS		0	0	0	40,275	36,400	100.00 %
TOTAL FUND 485		0	0	0	40,275	36,400	100.00 %
FD-PARISHWIDE FIRE PROTECTION		2,368,667	6,770,015	677,222	6,765,284	3,536,463	-47.76 %
4190 FD-PARISHWIDE FIRE PROTECTION		2,368,667	6,770,015	677,222	6,765,284	3,536,463	-47.76 %
1054190	75000-0	101,154	117,584	0	117,584	139,342	18.50 %
1054190	75100-0	133,505	155,256	0	155,256	170,782	10.00 %
1054190	75200-0	878,555	1,022,837	0	1,022,837	1,125,121	10.00 %
1054190	75300-0	20,425	23,619	0	23,619	35,981	52.34 %
1054190	75400-0	63,718	73,991	0	73,991	81,391	10.00 %
1054190	75500-0	62,311	72,353	0	72,353	79,588	10.00 %
1054190	75600-0	138,113	160,621	0	160,621	177,242	10.35 %
1054190	75700-0	151,510	176,222	0	176,222	193,845	10.00 %
TOTAL NON-PERSONNEL COSTS		1,549,291	1,802,483	0	1,802,483	2,003,292	11.14 %
TOTAL FUND 105		1,549,291	1,802,483	0	1,802,483	2,003,292	11.14 %
2794190	51000-0	14,775	15,000	0	10,269	15,000	0.00 %
2794190	70123-0	0	0	0	0	45,000	100.00 %
2794190	70907-0	16,020	16,020	5,175	16,020	16,020	0.00 %
2794190	72600-0	84,666	40,152	33,555	0	93,793	133.59 %
2794190	76540-0	0	29,873	0	29,873	29,873	0.00 %
2794190	76550-0	0	0	2,210	1,238,592	0	0.00 %
2794190	76550-1000	71,322	134,134	33,534	0	133,101	-0.77 %
2794190	76550-1001	71,322	134,134	33,534	0	161,101	20.10 %
2794190	76550-1002	10,000	0	0	0	10,000	100.00 %
2794190	76550-1003	111,888	179,334	75,108	0	172,101	-4.03 %
2794190	76550-1004	123,208	208,785	85,643	0	200,887	-3.78 %
2794190	76550-1005	132,384	228,785	90,643	0	210,887	-7.82 %
2794190	76550-1006	71,322	144,134	36,034	0	171,101	18.71 %
2794190	76550-1007	71,322	134,134	33,534	0	133,102	-0.77 %
2794190	76550-1008	0	35,000	8,750	0	34,660	-0.97 %
2794190	76560-0	0	36,321	0	36,321	36,321	0.00 %
2794190	76561-0	0	21,838	0	21,838	21,838	0.00 %
2794190	76660-0	6,000	10,000	10,000	10,000	10,000	0.00 %
2794190	80420-0	35,017	37,092	37,982	37,092	38,386	3.49 %

**LAFAYETTE CONSOLIDATED GOVERNMENT
2024 - 2025 ADOPTED BUDGET
ANNUAL BUDGET BY DEPARTMENT**

FIRE DEPARTMENT

<u>CODE</u>	<u>EXPENDITURE</u>	<u>ACTUAL FY 22-23</u>	<u>CUR BUDGET FY 23-24</u>	<u>ACTUAL AT 4/30/2024</u>	<u>PROJECTED FY 23-24</u>	<u>ADOPTED FY 24-25</u>	<u>ADOPTED VS CURRENT</u>
	TOTAL NON-PERSONNEL COSTS	819,246	1,404,736	485,702	1,400,005	1,533,171	9.14 %
	TOTAL FUND 279	819,246	1,404,736	485,702	1,400,005	1,533,171	9.14 %
6514190	89000-0 CAPITAL OUTLAY	130	3,562,796	191,520	3,562,796	0	-100.00 %
	TOTAL NON-PERSONNEL COSTS	130	3,562,796	191,520	3,562,796	0	-100.00 %
	TOTAL FUND 651	130	3,562,796	191,520	3,562,796	0	-100.00 %
	TOTAL FIRE DEPARTMENT	32,978,441	51,216,044	20,209,673	51,149,101	42,262,440	-17.48 %



PUBLIC WORKS

Public Works is primarily responsible for construction and/or maintenance of parish-wide roads, bridges and drainage infrastructure as well as maintenance of over 100 LCG owned buildings and more than 1,750 pieces of equipment. Public Works provides engineering design support services for other departments (except LUS). The Environmental Quality Division is also under the authority of Public Works.

For FY 2024-25, our goals for Public Works include, but are not limited to, providing the following:

Provide Superior Capital Project Delivery

- During FY 2023-24, the division completed 25 capital improvement projects totaling \$29,053,000.
- There are currently 74 planned capital projects with estimated construction costs of \$278,251,000. In addition, Public Works has 31 projects currently under construction valued at \$98,150,000.
- Public Works strives to expedite all aspects of road and drainage construction projects including right of way acquisition, utility relocation, plan preparation, bidding, construction administration, and inspection as well as ensure that all new infrastructure is of the highest quality. Putting our tax dollars to work and getting projects complete is a priority for Public Works.

FISCAL YEAR	FUNDING - TOTAL PLANNED PROJECTS	TARGET UNDER CONSTRUCTION	TOTAL UNDER CONSTRUCTION	PERFORMANCE
23-24	\$278,251,000	35%	\$98,150,000	35%
22-23	\$407,697,000	35%	\$170,112,000	41%
21-22	\$366,731,000	35%	\$135,622,000	36%

Facilities Maintenance and Improvements

- Dedicated to providing quality service by keeping all City facilities maintained in the best condition possible through teamwork.
- Responded to over 935 Requests for Service as part of the division’s on-going maintenance of over 100 LCG buildings.

FISCAL YEAR	OPEN WORK ORDERS	TARGET CLOSURE RATE	TOTAL COMPLETE	PERFORMANCE
23-24	947	95%	909	96%
22-23	954	95%	938	98%
21-22	1,035	95%	1,018	98%

Vehicle Maintenance

- Vehicle Maintenance employees are responsible for keeping City vehicles and equipment on the road, where they are used to provide direct services to the public. Mechanics and other Vehicle Maintenance staff continue to receive training on the repair and maintenance of the more specialized equipment being utilized by LCG.

FISCAL YEAR	OPEN JOBS	TARGET CLOSED RATE	TOTAL COMPLETE	PERFORMANCE
23-24	12,972	90%	11,162	86%
22-23	13,504	90%	11,706	86%
21-22	14,935	90%	14,233	95%

Environmental Quality

- The division oversees the residential solid waste contract, environmental codes, and regulatory compliance including stormwater quality.

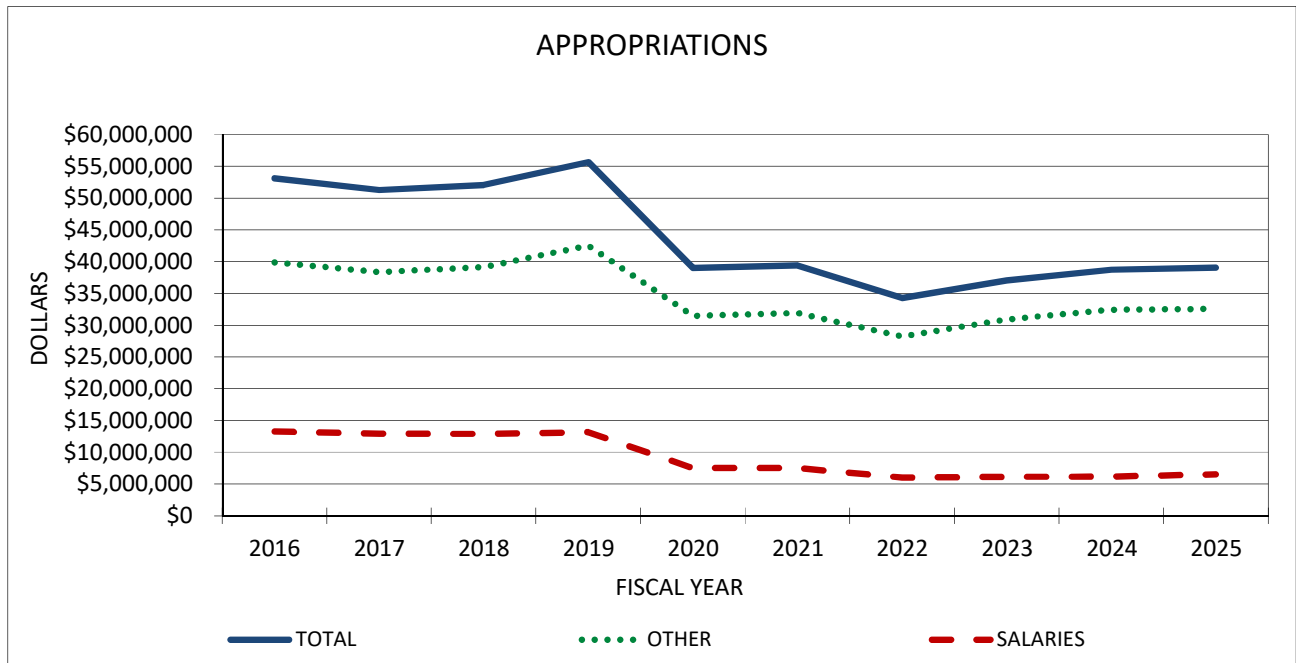
FISCAL YEAR	TALL GRASS/DEBRIS COMPLIANCE VIOLATION LETTERS SENT	TARGET COMPLIANCE RATE	TOTAL COMPLIANCE	PERFORMANCE
23-24	7,847	70%	6,200	79%
22-23	7,232	70%	5,354	74%
21-22	6,192	70%	4,334	69%



LAFAYETTE CONSOLIDATED GOVERNMENT
2024-25 ADOPTED BUDGET
PUBLIC WORKS DEPARTMENT

10 YEAR BUDGET HISTORY
APPROPRIATIONS, EXCLUDING CAPITAL

FISCAL YEAR	TOTAL	SALARIES	OTHER	STRENGTH	STRENGTH CHANGE
2016	\$53,125,301	13,258,039	39,867,262	341	2
2017	\$51,279,948	12,939,953	38,339,995	336	(5)
2018	\$52,073,463	12,923,035	39,150,428	336	0
2019	\$55,677,138	13,153,620	42,523,518	335	(1)
2020	\$39,002,859	7,516,808	31,486,051	179	(158)
2021	\$39,400,498	7,506,996	31,893,502	180	1
2022	\$34,259,785	6,026,436	28,233,349	133	(47)
2023	\$37,031,890	6,124,658	30,907,232	132	(1)
2024	\$38,684,879	6,223,453	32,461,426	130	(2)
2025	\$39,050,458	6,497,660	32,552,798	122	(8)



Significant Changes

2023-City and Parish Councils approved pay adjustment during FY2022 increasing salaries and benefits. The increase in Other is primarily due to increases in Environmental Quality Solid Waste line item and Mosquito Control moving from CAO to Public Works.

2024-City and Parish Councils approved a 2% pay adjustment, increasing salaries and benefits. In addition, three positions were removed (Right of Way Agent, Civil Engineering Aide Spec I, and Civil Engineering Aide Spec I) and one created (Capital Improvements Manager) for a net decrease of two. There were also increases in property insurance premiums, utilities, and contractual services.

2025-City and Parish Councils approved a Pay Plan, increasing salaries and benefits. Several positions were removed, resulting in a reduction in Personnel Strength (one Right of Way Agent, one CID Manager, one Painter II, three Janitors and two Fleet Mechanics).



**LAFAYETTE CONSOLIDATED GOVERNMENT
2024 - 2025 ADOPTED BUDGET
ANNUAL BUDGET BY DEPARTMENT**

PUBLIC WORKS DEPARTMENT RECAP

	Actual FY 22/23	Cur Budget FY 23/24	Actual At FY 23/24	Projected FY 23/24	Adopted FY 24/25	Adopted vs. Current
Expenditures by Type						
PERSONNEL SALARIES	5,422,505	6,423,070	2,421,749	6,417,604	6,944,618	8.12 %
EMPLOYEE BENEFITS	1,138,961	1,060,584	1,040,679	1,060,584	986,535	-6.98 %
RETIREMENT SYSTEM	1,180,625	1,291,227	513,432	1,291,227	1,276,775	-1.12 %
RETIREE HEALTH INS	29,063	34,875	34,875	34,875	21,902	-37.20 %
ACCRUED SICK/ANNUAL	243,440	-	255,507	-	76,601	100.00 %
PURCHASED SERVICES	22,989,955	23,296,031	9,144,920	23,387,939	22,910,420	-1.66 %
MATERIALS & SUPPLIES	338,287	428,707	156,156	426,207	434,739	1.41 %
EXTERNAL APPROPRIATIONS	23,562	24,000	11,781	24,000	24,000	0.00 %
UNINSURED LOSSES	123,428	663,856	-	505,080	517,323	-22.07 %
COGS PROD	6,775,478	5,319,126	3,046,536	5,319,126	5,319,126	0.00 %
MISCELLANEOUS EXPENSE	773,804	535,213	242,240	535,213	543,419	1.53 %
DEPRECIATION/AMORTIZATION	259,687	-	131,448	-	-	0.00 %
CAPITAL OUTLAY	63,364,896	127,074,367	17,902,900	125,173,868	27,170,372	-78.62 %
Total Expenditures	102,663,691	166,151,056	34,902,223	164,175,723	66,225,830	-60.14 %

**LAFAYETTE CONSOLIDATED GOVERNMENT
2024 - 2025 ADOPTED BUDGET
ANNUAL BUDGET BY DEPARTMENT**

PUBLIC WORKS DEPARTMENT

CODE	EXPENDITURE	ACTUAL	CUR BUDGET	ACTUAL AT	PROJECTED	ADOPTED	ADOPTED VS
		FY 22-23	FY 23-24	4/30/2024	FY 23-24	FY 24-25	CURRENT
PW-DIRECTOR'S OFFICE		374,939	721,139	312,317	697,822	568,179	-21.21 %
5100 PW-DIRECTOR'S OFFICE		265,181	270,648	258,493	271,148	253,577	-6.31 %
4015100	50000-0 PERSONNEL SALARIES	185,704	188,692	63,018	0	0	-100.00 %
4015100	50400-0 GROUP HEALTH INSURANCE	23,366	22,012	22,012	0	0	-100.00 %
4015100	50415-0 GROUP LIFE INSURANCE	634	676	326	0	0	-100.00 %
4015100	50430-0 WORKERS COMP INSURANCE	999	1,019	1,019	0	0	-100.00 %
4015100	50500-0 RETIREMENT/MEDICARE TAX	48,455	49,249	14,405	0	0	-100.00 %
4015100	50900-0 ACCRUED SICK/ANNUAL LEAVE	0	0	156,619	0	0	0.00 %
TOTAL PERSONNEL COSTS		259,158	261,648	257,399	0	0	-100.00 %
4015100	50925-0 VEHICLE SUBSIDY LEASES	6,023	6,000	1,094	0	0	-100.00 %
4015100	77140-0 RESERVE-DIRECTOR'S	0	3,000	0	0	0	-100.00 %
TOTAL NON-PERSONNEL COSTS		6,023	9,000	1,094	0	0	-100.00 %
TOTAL FUND 401		265,181	270,648	258,493	0	0	-100.00 %
4615100	50000-0 PERSONNEL SALARIES	0	0	0	188,692	193,726	100.00 %
4615100	50400-0 GROUP HEALTH INSURANCE	0	0	0	22,012	22,012	100.00 %
4615100	50415-0 GROUP LIFE INSURANCE	0	0	0	676	706	100.00 %
4615100	50430-0 WORKERS COMP INSURANCE	0	0	0	1,019	1,046	100.00 %
4615100	50500-0 RETIREMENT/MEDICARE TAX	0	0	0	49,249	25,087	100.00 %
TOTAL PERSONNEL COSTS		0	0	0	261,648	242,577	100.00 %
4615100	77140-0 RESERVE-DIRECTOR'S	0	0	0	3,000	5,000	100.00 %
TOTAL NON-PERSONNEL COSTS		0	0	0	3,000	5,000	100.00 %
TOTAL FUND 461		0	0	0	264,648	247,577	100.00 %
4855100	50925-0 VEHICLE SUBSIDY LEASES	0	0	0	6,000	6,000	100.00 %
4855100	77140-0 RESERVE-DIRECTOR'S	0	0	0	500	0	0.00 %
TOTAL NON-PERSONNEL COSTS		0	0	0	6,500	6,000	100.00 %
TOTAL FUND 485		0	0	0	6,500	6,000	100.00 %
5200 PW-DIRECTOR'S OFFICE-C		109,758	450,491	53,824	426,674	314,602	-30.16 %
2605200	50600-0 TRAINING OF PERSONNEL	0	1,200	0	1,200	1,200	0.00 %
2605200	67000-0 UTILITIES	42,080	44,400	13,626	44,400	44,400	0.00 %
2605200	70123-614 OTHER INSURANCE PREMIUMS-RM	33,373	51,945	38,243	51,945	39,360	-24.23 %
2605200	70200-0 POSTAGE/SHIPPING CHARGES	0	100	0	100	100	0.00 %
2605200	70300-0 PRINTING & BINDING	0	100	0	100	100	0.00 %
2605200	70500-0 TELECOMMUNICATIONS	1,975	4,500	820	4,500	4,500	0.00 %
2605200	70800-0 TRAVEL & MEETINGS	1,464	3,000	191	3,000	3,000	0.00 %
2605200	70902-0 DUPLICATING EQUIPMENT EXPENSES	1,694	1,493	793	1,493	1,793	20.09 %
2605200	72600-0 TRANSPORTATION	378	800	53	800	800	0.00 %
2605200	72700-0 SUPPLIES & MATERIALS	271	600	98	600	600	0.00 %
2605200	78000-0 UNINSURED LOSSES	28,523	342,353	0	318,536	218,749	-36.10 %
TOTAL NON-PERSONNEL COSTS		109,758	450,491	53,824	426,674	314,602	-30.16 %
TOTAL FUND 260		109,758	450,491	53,824	426,674	314,602	-30.16 %
PW-CAPITAL IMPROVEMENTS-PROJ		51,476,421	96,968,021	12,091,772	95,059,322	20,478,272	-78.88 %
5130 PW-CIP-PROJECTS		51,465,362	96,958,020	12,091,772	95,049,321	20,478,272	-78.88 %
1055130	89000-0 CAPITAL OUTLAY	368,378	4,218,840	92,899	4,218,840	1,250,000	-70.37 %
TOTAL NON-PERSONNEL COSTS		368,378	4,218,840	92,899	4,218,840	1,250,000	-70.37 %

**LAFAYETTE CONSOLIDATED GOVERNMENT
2024 - 2025 ADOPTED BUDGET
ANNUAL BUDGET BY DEPARTMENT**

PUBLIC WORKS DEPARTMENT

<u>CODE</u>	<u>EXPENDITURE</u>	<u>ACTUAL FY 22-23</u>	<u>CUR BUDGET FY 23-24</u>	<u>ACTUAL AT 4/30/2024</u>	<u>PROJECTED FY 23-24</u>	<u>ADOPTED FY 24-25</u>	<u>ADOPTED VS CURRENT</u>
TOTAL FUND 105		368,378	4,218,840	92,899	4,218,840	1,250,000	-70.37 %
1265130	89000-0 CAPITAL OUTLAY	0	3,200,000	0	3,200,000	0	-100.00 %
TOTAL NON-PERSONNEL COSTS		0	3,200,000	0	3,200,000	0	-100.00 %
TOTAL FUND 126		0	3,200,000	0	3,200,000	0	-100.00 %
1275130	89000-0 CAPITAL OUTLAY	9,255,861	4,700,129	78,341	4,700,129	0	-100.00 %
TOTAL NON-PERSONNEL COSTS		9,255,861	4,700,129	78,341	4,700,129	0	-100.00 %
TOTAL FUND 127		9,255,861	4,700,129	78,341	4,700,129	0	-100.00 %
2605130	89000-0 CAPITAL OUTLAY	8,122,481	10,252,400	1,157,635	10,252,400	6,480,000	-36.80 %
TOTAL NON-PERSONNEL COSTS		8,122,481	10,252,400	1,157,635	10,252,400	6,480,000	-36.80 %
TOTAL FUND 260		8,122,481	10,252,400	1,157,635	10,252,400	6,480,000	-36.80 %
2615130	89000-0 CAPITAL OUTLAY	1,409,020	1,686,869	75,392	1,686,869	600,000	-64.43 %
TOTAL NON-PERSONNEL COSTS		1,409,020	1,686,869	75,392	1,686,869	600,000	-64.43 %
TOTAL FUND 261		1,409,020	1,686,869	75,392	1,686,869	600,000	-64.43 %
2735130	89000-0 CAPITAL OUTLAY	198,393	2,940,376	48,798	1,040,376	0	-100.00 %
TOTAL NON-PERSONNEL COSTS		198,393	2,940,376	48,798	1,040,376	0	-100.00 %
TOTAL FUND 273		198,393	2,940,376	48,798	1,040,376	0	-100.00 %
2755130	89000-0 CAPITAL OUTLAY	1,005,235	1,260,056	37,162	1,260,056	0	-100.00 %
TOTAL NON-PERSONNEL COSTS		1,005,235	1,260,056	37,162	1,260,056	0	-100.00 %
TOTAL FUND 275		1,005,235	1,260,056	37,162	1,260,056	0	-100.00 %
4015130	89000-0 CAPITAL OUTLAY	10,366,267	27,345,912	4,789,214	0	0	-100.00 %
TOTAL NON-PERSONNEL COSTS		10,366,267	27,345,912	4,789,214	0	0	-100.00 %
TOTAL FUND 401		10,366,267	27,345,912	4,789,214	0	0	-100.00 %
4615130	89000-0 CAPITAL OUTLAY	0	0	0	12,592,740	11,945,495	100.00 %
TOTAL NON-PERSONNEL COSTS		0	0	0	12,592,740	11,945,495	100.00 %
TOTAL FUND 461		0	0	0	12,592,740	11,945,495	100.00 %
4855130	89000-0 CAPITAL OUTLAY	0	0	0	14,744,473	202,777	100.00 %
TOTAL NON-PERSONNEL COSTS		0	0	0	14,744,473	202,777	100.00 %
TOTAL FUND 485		0	0	0	14,744,473	202,777	100.00 %
6505130	89000-0 CAPITAL OUTLAY	6,532,578	21,727,044	5,699,853	21,727,044	0	-100.00 %
TOTAL NON-PERSONNEL COSTS		6,532,578	21,727,044	5,699,853	21,727,044	0	-100.00 %
TOTAL FUND 650		6,532,578	21,727,044	5,699,853	21,727,044	0	-100.00 %
6515130	89000-0 CAPITAL OUTLAY	14,207,149	19,626,394	112,478	19,626,394	0	-100.00 %
TOTAL NON-PERSONNEL COSTS		14,207,149	19,626,394	112,478	19,626,394	0	-100.00 %
TOTAL FUND 651		14,207,149	19,626,394	112,478	19,626,394	0	-100.00 %
5230 PW-CIP-PROJECTS-C		11,059	10,001	0	10,001	0	-100.00 %
2615230	89000-0 CAPITAL OUTLAY	11,059	10,001	0	10,001	0	-100.00 %
TOTAL NON-PERSONNEL COSTS		11,059	10,001	0	10,001	0	-100.00 %

**LAFAYETTE CONSOLIDATED GOVERNMENT
2024 - 2025 ADOPTED BUDGET
ANNUAL BUDGET BY DEPARTMENT**

PUBLIC WORKS DEPARTMENT

CODE	EXPENDITURE	ACTUAL	CUR BUDGET	ACTUAL AT	PROJECTED	ADOPTED	ADOPTED VS	
		FY 22-23	FY 23-24	4/30/2024	FY 23-24	FY 24-25	CURRENT	
TOTAL FUND 261		11,059	10,001	0	10,001	0	-100.00 %	
PW-CAPITAL IMPROVEMENTS-OTHER		8,674,263	10,240,397	3,376,138	10,111,698	4,011,227	-60.83 %	
5131 PW-CIP-ENGINEER/DESIGN/DEVELOP		2,803,117	3,081,620	1,202,054	2,942,039	1,588,651	-48.45 %	
2615131	50100-0	TEMPORARY EMPLOYEES	13,524	6,564	4,064	6,564	6,564	0.00 %
2615131	50500-0	RETIREMENT/MEDICARE TAX	4,166	5,562	1,252	5,562	2,535	-54.42 %
TOTAL PERSONNEL COSTS		17,690	12,126	5,316	12,126	9,099	-24.96 %	
2615131	89000-0	CAPITAL OUTLAY	0	0	0	0	12,000	100.00 %
TOTAL NON-PERSONNEL COSTS		0	0	0	0	12,000	100.00 %	
TOTAL FUND 261		17,690	12,126	5,316	12,126	21,099	74.00 %	
4015131	50000-0	PERSONNEL SALARIES	951,448	973,160	424,286	0	0	-100.00 %
4015131	50100-0	TEMPORARY EMPLOYEES	1,680	3,125	0	0	0	-100.00 %
4015131	50200-0	OVERTIME	460	111,561	837	0	0	-100.00 %
4015131	50400-0	GROUP HEALTH INSURANCE	116,535	115,320	115,320	0	0	-100.00 %
4015131	50415-0	GROUP LIFE INSURANCE	3,931	5,244	2,461	0	0	-100.00 %
4015131	50430-0	WORKERS COMP INSURANCE	5,322	5,438	5,438	0	0	-100.00 %
4015131	50500-0	RETIREMENT/MEDICARE TAX	204,674	215,152	87,962	0	0	-100.00 %
4015131	50900-0	ACCRUED SICK/ANNUAL LEAVE	72,030	0	0	0	0	0.00 %
TOTAL PERSONNEL COSTS		1,356,080	1,429,000	636,304	0	0	-100.00 %	
4015131	50600-0	TRAINING OF PERSONNEL	992	3,000	690	0	0	-100.00 %
4015131	50800-0	UNIFORMS	545	1,000	84	0	0	-100.00 %
4015131	63000-0	EQUIPMENT MAINTENANCE	575	2,000	0	0	0	-100.00 %
4015131	70000-0	DUES & LICENSES	585	1,000	175	0	0	-100.00 %
4015131	70500-0	TELECOMMUNICATIONS	6,014	6,200	2,608	0	0	-100.00 %
4015131	70800-0	TRAVEL & MEETINGS	0	700	0	0	0	-100.00 %
4015131	72600-0	TRANSPORTATION	14,740	16,071	5,057	0	0	-100.00 %
4015131	72700-0	SUPPLIES & MATERIALS	3,636	7,700	4,945	0	0	-100.00 %
4015131	78000-0	UNINSURED LOSSES	10,164	177,408	0	0	0	-100.00 %
4015131	89000-0	CAPITAL OUTLAY	1,392,096	1,425,415	546,875	0	0	-100.00 %
TOTAL NON-PERSONNEL COSTS		1,429,347	1,640,494	560,434	0	0	-100.00 %	
TOTAL FUND 401		2,785,427	3,069,494	1,196,738	0	0	-100.00 %	
4615131	50000-0	PERSONNEL SALARIES	0	0	0	973,160	1,066,203	100.00 %
4615131	50100-0	TEMPORARY EMPLOYEES	0	0	0	3,125	3,125	100.00 %
4615131	50200-0	OVERTIME	0	0	0	111,561	113,792	100.00 %
4615131	50400-0	GROUP HEALTH INSURANCE	0	0	0	115,320	115,320	100.00 %
4615131	50415-0	GROUP LIFE INSURANCE	0	0	0	5,244	5,334	100.00 %
4615131	50430-0	WORKERS COMP INSURANCE	0	0	0	5,438	5,759	100.00 %
4615131	50500-0	RETIREMENT/MEDICARE TAX	0	0	0	215,152	211,229	100.00 %
TOTAL PERSONNEL COSTS		0	0	0	1,429,000	1,520,762	100.00 %	
4615131	50600-0	TRAINING OF PERSONNEL	0	0	0	3,000	3,000	100.00 %
4615131	50800-0	UNIFORMS	0	0	0	1,000	1,000	100.00 %
4615131	63000-0	EQUIPMENT MAINTENANCE	0	0	0	2,000	2,000	100.00 %
4615131	70000-0	DUES & LICENSES	0	0	0	1,000	1,000	100.00 %
4615131	70500-0	TELECOMMUNICATIONS	0	0	0	6,200	6,200	100.00 %
4615131	70800-0	TRAVEL & MEETINGS	0	0	0	700	700	100.00 %
4615131	72600-0	TRANSPORTATION	0	0	0	16,071	16,071	100.00 %
4615131	72700-0	SUPPLIES & MATERIALS	0	0	0	7,700	7,700	100.00 %
4615131	78000-0	UNINSURED LOSSES	0	0	0	32,627	9,119	100.00 %

**LAFAYETTE CONSOLIDATED GOVERNMENT
2024 - 2025 ADOPTED BUDGET
ANNUAL BUDGET BY DEPARTMENT**

PUBLIC WORKS DEPARTMENT

<u>CODE</u>	<u>EXPENDITURE</u>	<u>ACTUAL FY 22-23</u>	<u>CUR BUDGET FY 23-24</u>	<u>ACTUAL AT 4/30/2024</u>	<u>PROJECTED FY 23-24</u>	<u>ADOPTED FY 24-25</u>	<u>ADOPTED VS CURRENT</u>
4615131	89000-0	0	0	0	1,430,615	0	0.00 %
TOTAL NON-PERSONNEL COSTS		0	0	0	1,500,913	46,790	100.00 %
TOTAL FUND 461		0	0	0	2,929,913	1,567,552	100.00 %
5132 PW-CIP-RIGHT OF WAY		486,623	356,932	193,643	356,932	401,901	12.60 %
4015132	50000-0	265,340	223,327	115,257	0	0	-100.00 %
4015132	50100-0	622	4,966	0	0	0	-100.00 %
4015132	50400-0	52,426	43,916	43,916	0	0	-100.00 %
4015132	50415-0	1,121	1,744	683	0	0	-100.00 %
4015132	50430-0	1,856	1,578	1,578	0	0	-100.00 %
4015132	50500-0	63,946	64,383	26,911	0	0	-100.00 %
4015132	50900-0	90,570	0	0	0	0	0.00 %
TOTAL PERSONNEL COSTS		475,881	339,914	188,345	0	0	-100.00 %
4015132	50600-0	0	275	0	0	0	-100.00 %
4015132	50800-0	471	955	0	0	0	-100.00 %
4015132	70400-0	4,735	4,700	1,684	0	0	-100.00 %
4015132	70500-0	1,636	3,400	1,404	0	0	-100.00 %
4015132	70902-0	288	288	144	0	0	-100.00 %
4015132	72600-0	2,835	6,500	2,066	0	0	-100.00 %
4015132	72700-0	777	900	0	0	0	-100.00 %
TOTAL NON-PERSONNEL COSTS		10,742	17,018	5,298	0	0	-100.00 %
TOTAL FUND 401		486,623	356,932	193,643	0	0	-100.00 %
4615132	50000-0	0	0	0	223,327	279,241	100.00 %
4615132	50100-0	0	0	0	7,500	7,500	100.00 %
4615132	50400-0	0	0	0	43,916	32,910	100.00 %
4615132	50415-0	0	0	0	1,744	1,634	100.00 %
4615132	50430-0	0	0	0	1,578	1,508	100.00 %
4615132	50500-0	0	0	0	64,383	63,578	100.00 %
TOTAL PERSONNEL COSTS		0	0	0	342,448	386,371	100.00 %
4615132	50600-0	0	0	0	275	1,275	100.00 %
4615132	50800-0	0	0	0	955	955	100.00 %
4615132	70400-0	0	0	0	4,700	4,700	100.00 %
4615132	70500-0	0	0	0	3,400	3,400	100.00 %
4615132	70902-0	0	0	0	254	300	100.00 %
4615132	72600-0	0	0	0	4,000	4,000	100.00 %
4615132	72700-0	0	0	0	900	900	100.00 %
TOTAL NON-PERSONNEL COSTS		0	0	0	14,484	15,530	100.00 %
TOTAL FUND 461		0	0	0	356,932	401,901	100.00 %
5133 PW-CIP-ESTIMATES/ADMIN		420,520	306,397	113,667	306,397	324,856	6.02 %
4015133	50000-0	170,365	176,485	67,852	0	0	-100.00 %
4015133	50100-0	0	2,375	0	0	0	-100.00 %
4015133	50200-0	346	408	232	0	0	-100.00 %
4015133	50400-0	29,119	27,434	27,434	0	0	-100.00 %
4015133	50415-0	719	987	365	0	0	-100.00 %
4015133	50430-0	934	953	953	0	0	-100.00 %
4015133	50500-0	22,622	22,855	8,744	0	0	-100.00 %
4015133	50900-0	42,813	0	0	0	0	0.00 %

**LAFAYETTE CONSOLIDATED GOVERNMENT
2024 - 2025 ADOPTED BUDGET
ANNUAL BUDGET BY DEPARTMENT**

PUBLIC WORKS DEPARTMENT

CODE	EXPENDITURE	ACTUAL	CUR BUDGET	ACTUAL AT	PROJECTED	ADOPTED	ADOPTED VS
		FY 22-23	FY 23-24	4/30/2024	FY 23-24	FY 24-25	CURRENT
TOTAL PERSONNEL COSTS		266,918	231,497	105,580	0	0	-100.00 %
4015133	70000-0	0	6,500	460	0	0	-100.00 %
4015133	70200-0	1,394	2,900	1,098	0	0	-100.00 %
4015133	70300-0	82	1,000	413	0	0	-100.00 %
4015133	70400-0	952	1,500	102	0	0	-100.00 %
4015133	70500-0	172	1,200	115	0	0	-100.00 %
4015133	70800-0	0	1,000	0	0	0	-100.00 %
4015133	70902-0	2,880	3,000	1,440	0	0	-100.00 %
4015133	70907-0	132,995	7,000	2,615	0	0	-100.00 %
4015133	71022-0	0	35,000	0	0	0	-100.00 %
4015133	72700-0	15,127	15,800	1,844	0	0	-100.00 %
TOTAL NON-PERSONNEL COSTS		153,602	74,900	8,087	0	0	-100.00 %
TOTAL FUND 401		420,520	306,397	113,667	0	0	-100.00 %
4615133	50000-0	0	0	0	176,485	187,603	100.00 %
4615133	50100-0	0	0	0	2,375	2,375	100.00 %
4615133	50200-0	0	0	0	408	416	100.00 %
4615133	50400-0	0	0	0	27,434	32,964	100.00 %
4615133	50415-0	0	0	0	987	1,090	100.00 %
4615133	50430-0	0	0	0	953	1,013	100.00 %
4615133	50500-0	0	0	0	22,855	24,495	100.00 %
TOTAL PERSONNEL COSTS		0	0	0	231,497	249,956	100.00 %
4615133	70000-0	0	0	0	7,000	7,000	100.00 %
4615133	70200-0	0	0	0	2,900	2,900	100.00 %
4615133	70300-0	0	0	0	500	500	100.00 %
4615133	70400-0	0	0	0	1,500	1,500	100.00 %
4615133	70500-0	0	0	0	1,200	1,200	100.00 %
4615133	70800-0	0	0	0	1,000	1,000	100.00 %
4615133	70902-0	0	0	0	3,000	3,000	100.00 %
4615133	70907-0	0	0	0	7,000	7,000	100.00 %
4615133	72700-0	0	0	0	15,800	15,800	100.00 %
TOTAL NON-PERSONNEL COSTS		0	0	0	39,900	39,900	100.00 %
TOTAL FUND 461		0	0	0	271,397	289,856	100.00 %
4855133	71022-0	0	0	0	35,000	35,000	100.00 %
TOTAL NON-PERSONNEL COSTS		0	0	0	35,000	35,000	100.00 %
TOTAL FUND 485		0	0	0	35,000	35,000	100.00 %
5134 PW-CIP-PROJECT CONTROL		4,964,003	6,495,448	1,866,774	6,506,330	1,695,819	-73.89 %
4015134	50000-0	880,858	1,023,991	386,927	0	0	-100.00 %
4015134	50100-0	438	2,000	0	0	0	-100.00 %
4015134	50200-0	5,357	103,954	1,357	0	0	-100.00 %
4015134	50400-0	140,019	109,844	109,844	0	0	-100.00 %
4015134	50415-0	3,558	4,922	2,092	0	0	-100.00 %
4015134	50430-0	5,581	6,054	6,054	0	0	-100.00 %
4015134	50500-0	220,309	261,498	94,849	0	0	-100.00 %
TOTAL PERSONNEL COSTS		1,256,120	1,512,263	601,123	0	0	-100.00 %
4015134	50600-0	2,804	4,000	1,931	0	0	-100.00 %
4015134	50800-0	336	800	0	0	0	-100.00 %
4015134	63000-0	750	2,300	957	0	0	-100.00 %

**LAFAYETTE CONSOLIDATED GOVERNMENT
2024 - 2025 ADOPTED BUDGET
ANNUAL BUDGET BY DEPARTMENT**

PUBLIC WORKS DEPARTMENT

<u>CODE</u>	<u>EXPENDITURE</u>	<u>ACTUAL FY 22-23</u>	<u>CUR BUDGET FY 23-24</u>	<u>ACTUAL AT 4/30/2024</u>	<u>PROJECTED FY 23-24</u>	<u>ADOPTED FY 24-25</u>	<u>ADOPTED VS CURRENT</u>
4015134	70000-0	1,055	1,800	1,589	0	0	-100.00 %
4015134	70332-0	14,304	1,500	0	0	0	-100.00 %
4015134	70500-0	7,706	8,500	3,440	0	0	-100.00 %
4015134	70800-0	0	6,000	671	0	0	-100.00 %
4015134	70995-0	2,450	3,000	0	0	0	-100.00 %
4015134	72600-0	22,206	30,000	7,061	0	0	-100.00 %
4015134	72700-0	1,387	3,500	278	0	0	-100.00 %
4015134	78000-0	8,740	2,592	0	0	0	-100.00 %
4015134	89000-0	3,646,145	4,919,193	1,249,724	0	0	-100.00 %
TOTAL NON-PERSONNEL COSTS		3,707,883	4,983,185	1,265,651	0	0	-100.00 %
TOTAL FUND 401		4,964,003	6,495,448	1,866,774	0	0	-100.00 %
4615134	50000-0	0	0	0	1,023,991	1,044,912	100.00 %
4615134	50100-0	0	0	0	2,000	2,000	100.00 %
4615134	50200-0	0	0	0	103,954	106,033	100.00 %
4615134	50400-0	0	0	0	109,844	93,308	100.00 %
4615134	50415-0	0	0	0	4,922	4,621	100.00 %
4615134	50430-0	0	0	0	6,054	5,643	100.00 %
4615134	50500-0	0	0	0	261,498	232,642	100.00 %
TOTAL PERSONNEL COSTS		0	0	0	1,512,263	1,489,159	100.00 %
4615134	50600-0	0	0	0	4,000	4,000	100.00 %
4615134	50800-0	0	0	0	800	800	100.00 %
4615134	63000-0	0	0	0	2,300	2,300	100.00 %
4615134	70000-0	0	0	0	1,800	2,400	100.00 %
4615134	70332-0	0	0	0	1,500	1,500	100.00 %
4615134	70500-0	0	0	0	8,500	8,500	100.00 %
4615134	70800-0	0	0	0	6,000	6,000	100.00 %
4615134	70995-0	0	0	0	3,000	3,000	100.00 %
4615134	72600-0	0	0	0	30,000	30,000	100.00 %
4615134	72700-0	0	0	0	3,500	3,500	100.00 %
4615134	78000-0	0	0	0	10,474	132,660	100.00 %
4615134	89000-0	0	0	0	3,272,587	0	0.00 %
TOTAL NON-PERSONNEL COSTS		0	0	0	3,344,461	194,660	100.00 %
TOTAL FUND 461		0	0	0	4,856,724	1,683,819	100.00 %
4855134	89000-0	0	0	0	1,649,606	12,000	100.00 %
TOTAL NON-PERSONNEL COSTS		0	0	0	1,649,606	12,000	100.00 %
TOTAL FUND 485		0	0	0	1,649,606	12,000	100.00 %
PW-FACILITY MAINTENANCE		11,707,733	26,339,888	5,147,299	26,323,735	12,131,570	-53.94 %
5141 PW-FM-ADMINISTRATION		1,748,703	2,376,371	546,579	2,378,167	1,105,433	-53.48 %
1015141	50000-0	248,538	251,542	114,675	251,542	278,666	10.78 %
1015141	50200-0	478	1,500	946	1,500	2,000	33.33 %
1015141	50400-0	40,802	38,440	38,440	38,440	38,440	0.00 %
1015141	50415-0	977	1,409	626	1,409	1,515	7.52 %
1015141	50430-0	1,338	1,364	1,364	1,364	1,505	10.34 %
1015141	50500-0	70,391	71,749	32,440	71,749	75,278	4.92 %
TOTAL PERSONNEL COSTS		362,524	366,004	188,491	366,004	397,404	8.58 %
1015141	60000-0	36,028	39,784	29,250	39,784	49,784	25.14 %
1015141	63000-0	3,934	11,100	905	11,100	13,100	18.02 %

**LAFAYETTE CONSOLIDATED GOVERNMENT
2024 - 2025 ADOPTED BUDGET
ANNUAL BUDGET BY DEPARTMENT**

PUBLIC WORKS DEPARTMENT

CODE	EXPENDITURE	ACTUAL	CUR BUDGET	ACTUAL AT	PROJECTED	ADOPTED	ADOPTED VS	
		FY 22-23	FY 23-24	4/30/2024	FY 23-24	FY 24-25	CURRENT	
1015141	66000-0	JANITORIAL SUPPLIES & SERVICES	5,082	6,220	1,786	6,220	6,220	0.00 %
1015141	66020-0	JAN SUP & SERV-CONTRACT	41,497	49,500	23,517	49,500	50,500	2.02 %
1015141	67000-0	UTILITIES	2,093	6,700	730	6,700	6,700	0.00 %
1015141	70300-0	PRINTING & BINDING	0	75	0	75	75	0.00 %
1015141	70400-0	PUBLICATION & RECORDATION	690	750	0	750	750	0.00 %
1015141	70500-0	TELECOMMUNICATIONS	3,945	8,500	2,378	8,500	8,500	0.00 %
1015141	70907-0	CONTRACTUAL SERVICES	144,058	103,700	1,535	103,700	103,700	0.00 %
1015141	72100-0	EQUIPMENT RENTAL	85	100	0	100	100	0.00 %
1015141	72700-0	SUPPLIES & MATERIALS	2,719	3,600	472	3,600	3,600	0.00 %
1015141	78000-0	UNINSURED LOSSES	2,036	0	0	1,796	0	0.00 %
TOTAL NON-PERSONNEL COSTS			242,167	230,029	60,573	231,825	243,029	5.65 %
TOTAL FUND 101			604,691	596,033	249,064	597,829	640,433	7.45 %
4015141	89000-0	CAPITAL OUTLAY	1,144,012	1,780,338	297,515	0	0	-100.00 %
TOTAL NON-PERSONNEL COSTS			1,144,012	1,780,338	297,515	0	0	-100.00 %
TOTAL FUND 401			1,144,012	1,780,338	297,515	0	0	-100.00 %
4615141	89000-0	CAPITAL OUTLAY	0	0	0	1,230,369	365,000	100.00 %
TOTAL NON-PERSONNEL COSTS			0	0	0	1,230,369	365,000	100.00 %
TOTAL FUND 461			0	0	0	1,230,369	365,000	100.00 %
4855141	89000-0	CAPITAL OUTLAY	0	0	0	549,969	100,000	100.00 %
TOTAL NON-PERSONNEL COSTS			0	0	0	549,969	100,000	100.00 %
TOTAL FUND 485			0	0	0	549,969	100,000	100.00 %
5142 PW-FM-BUILDING MAINTENANCE			562,565	653,141	323,268	639,539	675,069	3.36 %
1015142	50000-0	PERSONNEL SALARIES	220,146	265,128	87,105	265,128	282,799	6.67 %
1015142	50100-0	TEMPORARY EMPLOYEES	1,862	12,000	5,615	7,000	17,000	41.67 %
1015142	50200-0	OVERTIME	12,580	25,500	4,024	30,500	31,110	22.00 %
1015142	50400-0	GROUP HEALTH INSURANCE	58,297	65,982	65,982	65,982	54,976	-16.68 %
1015142	50415-0	GROUP LIFE INSURANCE	901	1,721	512	1,721	1,674	-2.73 %
1015142	50430-0	WORKERS COMP INSURANCE	1,587	1,557	1,557	1,557	1,526	-1.99 %
1015142	50500-0	RETIREMENT/MEDICARE TAX	63,781	63,569	24,639	63,569	65,477	3.00 %
1015142	50900-0	ACCRUED SICK/ANNUAL LEAVE	38,027	0	0	0	0	0.00 %
TOTAL PERSONNEL COSTS			397,181	435,457	189,434	435,457	454,562	4.39 %
1015142	50800-0	UNIFORMS	681	2,362	0	2,362	2,562	8.47 %
1015142	60052-0	BUILD MAINT-CITY BUILDING	48,646	68,475	48,077	68,475	88,475	29.21 %
1015142	63000-0	EQUIPMENT MAINTENANCE	1,623	2,450	156	2,450	3,000	22.45 %
1015142	72600-0	TRANSPORTATION	51,170	51,158	12,581	51,158	50,134	-2.00 %
1015142	72700-0	SUPPLIES & MATERIALS	11,037	11,344	9,458	11,344	15,000	32.23 %
1015142	78000-0	UNINSURED LOSSES	1,365	16,692	0	3,090	6,836	-59.05 %
TOTAL NON-PERSONNEL COSTS			114,522	152,481	70,272	138,879	166,007	8.87 %
TOTAL FUND 101			511,703	587,938	259,706	574,336	620,569	5.55 %
4015142	89000-0	CAPITAL OUTLAY	50,862	65,203	63,562	0	0	-100.00 %
TOTAL NON-PERSONNEL COSTS			50,862	65,203	63,562	0	0	-100.00 %
TOTAL FUND 401			50,862	65,203	63,562	0	0	-100.00 %
4615142	89000-0	CAPITAL OUTLAY	0	0	0	65,203	0	0.00 %

**LAFAYETTE CONSOLIDATED GOVERNMENT
2024 - 2025 ADOPTED BUDGET
ANNUAL BUDGET BY DEPARTMENT**

PUBLIC WORKS DEPARTMENT

<u>CODE</u>	<u>EXPENDITURE</u>	<u>ACTUAL FY 22-23</u>	<u>CUR BUDGET FY 23-24</u>	<u>ACTUAL AT 4/30/2024</u>	<u>PROJECTED FY 23-24</u>	<u>ADOPTED FY 24-25</u>	<u>ADOPTED VS CURRENT</u>
TOTAL NON-PERSONNEL COSTS		0	0	0	65,203	0	0.00 %
TOTAL FUND 461		0	0	0	65,203	0	0.00 %
4855142	89000-0 CAPITAL OUTLAY	0	0	0	0	54,500	100.00 %
TOTAL NON-PERSONNEL COSTS		0	0	0	0	54,500	100.00 %
TOTAL FUND 485		0	0	0	0	54,500	100.00 %
5143 PW-FM-CITY HALL MAINTENANCE		900,497	4,250,949	456,895	4,250,949	1,658,715	-60.98 %
1015143	50000-0 PERSONNEL SALARIES	45,314	64,498	21,161	64,498	60,916	-5.55 %
1015143	50200-0 OVERTIME	358	2,436	60	2,436	3,000	23.15 %
1015143	50400-0 GROUP HEALTH INSURANCE	23,307	21,958	21,958	21,958	10,952	-50.12 %
1015143	50415-0 GROUP LIFE INSURANCE	194	421	125	421	363	-13.78 %
1015143	50430-0 WORKERS COMP INSURANCE	373	381	381	381	329	-13.65 %
1015143	50500-0 RETIREMENT/MEDICARE TAX	14,003	17,533	6,540	17,533	17,991	2.61 %
TOTAL PERSONNEL COSTS		83,549	107,227	50,225	107,227	93,551	-12.75 %
1015143	50800-0 UNIFORMS	481	500	0	500	500	0.00 %
1015143	60000-0 BUILDING MAINTENANCE	92,834	116,500	36,601	116,500	116,500	0.00 %
1015143	63000-0 EQUIPMENT MAINTENANCE	52,672	67,524	10,163	67,524	70,524	4.44 %
1015143	65000-0 GROUNDS MAINTENANCE	25,105	35,248	10,348	35,248	35,248	0.00 %
1015143	66000-0 JANITORIAL SUPPLIES & SERVICES	10,147	11,000	4,547	11,000	11,500	4.55 %
1015143	67000-0 UTILITIES	332,985	305,000	127,863	305,000	305,000	0.00 %
1015143	70907-0 CONTRACTUAL SERVICES	126,469	172,892	93,621	172,892	172,892	0.00 %
1015143	72700-0 SUPPLIES & MATERIALS	1,049	2,300	687	2,300	3,000	30.43 %
TOTAL NON-PERSONNEL COSTS		641,742	710,964	283,830	710,964	715,164	0.59 %
TOTAL FUND 101		725,291	818,191	334,055	818,191	808,715	-1.16 %
4015143	89000-0 CAPITAL OUTLAY	175,206	2,432,758	122,840	0	0	-100.00 %
TOTAL NON-PERSONNEL COSTS		175,206	2,432,758	122,840	0	0	-100.00 %
TOTAL FUND 401		175,206	2,432,758	122,840	0	0	-100.00 %
4615143	89000-0 CAPITAL OUTLAY	0	0	0	350,000	850,000	100.00 %
TOTAL NON-PERSONNEL COSTS		0	0	0	350,000	850,000	100.00 %
TOTAL FUND 461		0	0	0	350,000	850,000	100.00 %
4855143	89000-0 CAPITAL OUTLAY	0	0	0	2,082,758	0	0.00 %
TOTAL NON-PERSONNEL COSTS		0	0	0	2,082,758	0	0.00 %
TOTAL FUND 485		0	0	0	2,082,758	0	0.00 %
6515143	89000-0 CAPITAL OUTLAY	0	1,000,000	0	1,000,000	0	-100.00 %
TOTAL NON-PERSONNEL COSTS		0	1,000,000	0	1,000,000	0	-100.00 %
TOTAL FUND 651		0	1,000,000	0	1,000,000	0	-100.00 %
5144 PW-FM-ROSA PARKS TRANSP CTR		160,074	604,089	63,512	604,089	192,089	-68.20 %
2035144	60000-0 BUILDING MAINTENANCE	28,321	40,057	9,753	40,057	40,057	0.00 %
2035144	63000-0 EQUIPMENT MAINTENANCE	21,030	34,449	9,720	34,449	41,449	20.32 %
2035144	65000-0 GROUNDS MAINTENANCE	17,366	18,230	7,409	18,230	18,230	0.00 %
2035144	66000-0 JANITORIAL SUPPLIES & SERVICES	4,759	5,000	843	5,000	5,000	0.00 %
2035144	66020-0 JAN SUP & SERV-CONTRACT	0	1,611	0	1,611	1,611	0.00 %
2035144	67000-0 UTILITIES	87,721	83,000	35,587	83,000	83,000	0.00 %

**LAFAYETTE CONSOLIDATED GOVERNMENT
2024 - 2025 ADOPTED BUDGET
ANNUAL BUDGET BY DEPARTMENT**

PUBLIC WORKS DEPARTMENT

CODE	EXPENDITURE	ACTUAL	CUR BUDGET	ACTUAL AT	PROJECTED	ADOPTED	ADOPTED
		FY 22-23	FY 23-24	4/30/2024	FY 23-24	FY 24-25	VS CURRENT
2035144	70907-0	770	2,160	200	2,160	2,160	0.00 %
2035144	72100-0	0	150	0	150	150	0.00 %
2035144	72700-0	107	432	0	432	432	0.00 %
TOTAL NON-PERSONNEL COSTS		160,074	185,089	63,512	185,089	192,089	3.78 %
TOTAL FUND 203		160,074	185,089	63,512	185,089	192,089	3.78 %
4015144	89000-0	0	419,000	0	0	0	-100.00 %
TOTAL NON-PERSONNEL COSTS		0	419,000	0	0	0	-100.00 %
TOTAL FUND 401		0	419,000	0	0	0	-100.00 %
4615144	89000-0	0	0	0	419,000	0	0.00 %
TOTAL NON-PERSONNEL COSTS		0	0	0	419,000	0	0.00 %
TOTAL FUND 461		0	0	0	419,000	0	0.00 %
5145 PW-FM-COURTHOUSE COMPLEX		4,362,113	16,085,395	2,941,744	16,081,048	6,079,568	-62.20 %
1275145	89000-0	1,778,328	4,359,383	1,316,769	4,359,383	0	-100.00 %
TOTAL NON-PERSONNEL COSTS		1,778,328	4,359,383	1,316,769	4,359,383	0	-100.00 %
TOTAL FUND 127		1,778,328	4,359,383	1,316,769	4,359,383	0	-100.00 %
2645145	51000-0	65,005	60,000	0	55,653	60,000	0.00 %
2645145	60000-0	135,781	156,840	56,924	156,840	181,840	15.94 %
2645145	63000-0	72,697	103,451	21,133	103,451	115,951	12.08 %
2645145	65000-0	13,464	14,375	5,745	14,375	14,375	0.00 %
2645145	66000-0	35,755	50,150	15,399	50,150	50,150	0.00 %
2645145	66020-0	321,100	331,600	137,459	331,600	331,600	0.00 %
2645145	67000-0	498,052	500,000	205,898	500,000	500,000	0.00 %
2645145	67010-0	98,059	169,500	36,365	169,500	169,500	0.00 %
2645145	67030-0	2,249	3,300	322	3,300	3,300	0.00 %
2645145	67040-0	6,167	8,000	1,835	8,000	8,000	0.00 %
2645145	67070-0	42,439	49,000	15,295	49,000	49,000	0.00 %
2645145	70123-614	155,243	276,868	203,839	276,868	209,946	-24.17 %
2645145	70500-0	3,580	4,500	1,972	4,500	4,500	0.00 %
2645145	70907-0	34,582	42,510	17,721	42,510	42,510	0.00 %
2645145	72700-0	314	1,000	129	1,000	1,000	0.00 %
2645145	80420-0	217,020	229,878	235,393	229,878	237,896	3.49 %
2645145	89000-0	882,278	9,725,040	669,546	9,725,040	4,100,000	-57.84 %
TOTAL NON-PERSONNEL COSTS		2,583,785	11,726,012	1,624,975	11,721,665	6,079,568	-48.15 %
TOTAL FUND 264		2,583,785	11,726,012	1,624,975	11,721,665	6,079,568	-48.15 %
5146 PW-FM-ADULT CORRECTIONAL CTR		2,929,279	1,132,457	384,677	1,132,457	811,500	-28.34 %
1055146	89000-0	408,203	0	0	0	0	0.00 %
TOTAL NON-PERSONNEL COSTS		408,203	0	0	0	0	0.00 %
TOTAL FUND 105		408,203	0	0	0	0	0.00 %
2625146	67000-0	636,690	665,000	250,624	665,000	665,000	0.00 %
2625146	70907-0	18,000	22,500	9,000	22,500	22,500	0.00 %
2625146	76770-0	23,562	24,000	11,781	24,000	24,000	0.00 %
2625146	89000-0	1,842,824	420,957	113,272	420,957	100,000	-76.24 %
TOTAL NON-PERSONNEL COSTS		2,521,076	1,132,457	384,677	1,132,457	811,500	-28.34 %

**LAFAYETTE CONSOLIDATED GOVERNMENT
2024 - 2025 ADOPTED BUDGET
ANNUAL BUDGET BY DEPARTMENT**

PUBLIC WORKS DEPARTMENT

<u>CODE</u>	<u>EXPENDITURE</u>	<u>ACTUAL FY 22-23</u>	<u>CUR BUDGET FY 23-24</u>	<u>ACTUAL AT 4/30/2024</u>	<u>PROJECTED FY 23-24</u>	<u>ADOPTED FY 24-25</u>	<u>ADOPTED VS CURRENT</u>
TOTAL FUND 262		2,521,076	1,132,457	384,677	1,132,457	811,500	-28.34 %
5147 PW-FM-WAR MEMORIAL BUILDING		251,606	328,330	230,735	328,330	1,144,761	248.66 %
2675147	50000-0 PERSONNEL SALARIES	65,266	90,125	17,819	90,125	72,405	-19.66 %
2675147	50200-0 OVERTIME	0	450	68	450	800	77.78 %
2675147	50400-0 GROUP HEALTH INSURANCE	11,624	32,964	32,964	32,964	16,482	-50.00 %
2675147	50415-0 GROUP LIFE INSURANCE	188	269	87	269	432	60.59 %
2675147	50430-0 WORKERS COMP INSURANCE	477	486	486	486	391	-19.55 %
2675147	50500-0 RETIREMENT/MEDICARE TAX	8,443	10,409	3,749	10,409	9,396	-9.73 %
2675147	50900-0 ACCRUED SICK/ANNUAL LEAVE	0	0	98,888	0	0	0.00 %
TOTAL PERSONNEL COSTS		85,998	134,703	154,061	134,703	99,906	-25.83 %
2675147	50800-0 UNIFORMS	0	450	0	450	450	0.00 %
2675147	60000-0 BUILDING MAINTENANCE	19,273	28,600	14,378	28,600	33,600	17.48 %
2675147	63000-0 EQUIPMENT MAINTENANCE	11,151	16,023	2,762	16,023	26,023	62.41 %
2675147	65000-0 GROUNDS MAINTENANCE	260	750	0	750	750	0.00 %
2675147	66000-0 JANITORIAL SUPPLIES & SERVICES	752	4,500	1,871	4,500	6,500	44.44 %
2675147	66020-0 JAN SUP & SERV-CONTRACT	0	5,000	0	5,000	5,000	0.00 %
2675147	67000-0 UTILITIES	120,132	126,607	53,273	126,607	156,607	23.70 %
2675147	70123-614 OTHER INSURANCE PREMIUMS-RM	9,353	9	0	9	0	-100.00 %
2675147	70500-0 TELECOMMUNICATIONS	0	0	0	0	7,200	100.00 %
2675147	70907-0 CONTRACTUAL SERVICES	1,571	8,150	4,390	8,150	8,150	0.00 %
2675147	72700-0 SUPPLIES & MATERIALS	79	575	0	575	575	0.00 %
2675147	89000-0 CAPITAL OUTLAY	3,037	2,963	0	2,963	800,000	6,899.66 %
TOTAL NON-PERSONNEL COSTS		165,608	193,627	76,674	193,627	1,044,855	439.62 %
TOTAL FUND 267		251,606	328,330	230,735	328,330	1,144,761	248.66 %
5148 PW-FM-CHENIER CENTER		792,896	909,156	199,889	909,156	464,435	-48.92 %
1015148	60000-0 BUILDING MAINTENANCE	127,433	135,000	60,577	135,000	150,000	11.11 %
1015148	63000-0 EQUIPMENT MAINTENANCE	1,875	3,500	1,255	3,500	4,500	28.57 %
1015148	65000-0 GROUNDS MAINTENANCE	30,231	32,320	12,694	32,320	32,320	0.00 %
1015148	66000-0 JANITORIAL SUPPLIES & SERVICES	119,791	126,260	53,314	126,260	126,260	0.00 %
1015148	67000-0 UTILITIES	97,543	120,000	38,246	120,000	120,000	0.00 %
1015148	70907-0 CONTRACTUAL SERVICES	29,694	30,780	15,223	30,780	30,780	0.00 %
1015148	72100-0 EQUIPMENT RENTAL	0	75	0	75	75	0.00 %
1015148	72700-0 SUPPLIES & MATERIALS	158	500	27	500	500	0.00 %
TOTAL NON-PERSONNEL COSTS		406,725	448,435	181,336	448,435	464,435	3.57 %
TOTAL FUND 101		406,725	448,435	181,336	448,435	464,435	3.57 %
4015148	89000-0 CAPITAL OUTLAY	386,171	460,721	18,553	0	0	-100.00 %
TOTAL NON-PERSONNEL COSTS		386,171	460,721	18,553	0	0	-100.00 %
TOTAL FUND 401		386,171	460,721	18,553	0	0	-100.00 %
4855148	89000-0 CAPITAL OUTLAY	0	0	0	460,721	0	0.00 %
TOTAL NON-PERSONNEL COSTS		0	0	0	460,721	0	0.00 %
TOTAL FUND 485		0	0	0	460,721	0	0.00 %
PW-VEHICLE MAINTENANCE		9,331,983	8,365,696	4,491,815	8,360,586	8,310,929	-0.65 %
5161 PW-VM-ADMINISTRATION		629,118	615,941	343,326	610,831	566,227	-8.07 %
7025161	50000-0 PERSONNEL SALARIES	218,245	221,198	100,520	221,198	248,591	12.38 %
7025161	50200-0 OVERTIME	247	1,040	215	1,040	1,061	2.02 %

**LAFAYETTE CONSOLIDATED GOVERNMENT
2024 - 2025 ADOPTED BUDGET
ANNUAL BUDGET BY DEPARTMENT**

PUBLIC WORKS DEPARTMENT

CODE	EXPENDITURE	ACTUAL	CUR BUDGET	ACTUAL AT	PROJECTED	ADOPTED	ADOPTED VS
		FY 22-23	FY 23-24	4/30/2024	FY 23-24	FY 24-25	CURRENT
7025161	50400-0	40,802	38,440	38,440	38,440	32,910	-14.39 %
7025161	50410-0	17,438	23,250	23,250	23,250	10,951	-52.90 %
7025161	50415-0	923	1,196	591	1,196	1,337	11.79 %
7025161	50430-0	1,170	1,195	1,195	1,195	1,342	12.30 %
7025161	50500-0	38,682	39,489	17,900	39,489	44,189	11.90 %
7025161	50900-0	0	0	0	0	2,707	100.00 %
TOTAL PERSONNEL COSTS		317,507	325,808	182,111	325,808	343,088	5.30 %
7025161	50600-0	0	5,600	1,551	5,600	5,600	0.00 %
7025161	66000-0	6,127	7,150	3,366	7,150	7,150	0.00 %
7025161	67000-0	96,917	120,000	47,465	120,000	120,000	0.00 %
7025161	70123-614	11,960	19,220	14,078	19,220	14,499	-24.56 %
7025161	70200-0	36	150	0	150	150	0.00 %
7025161	70300-0	0	200	0	200	200	0.00 %
7025161	70400-0	3,363	3,500	604	3,500	5,000	42.86 %
7025161	70500-0	2,664	8,500	1,244	8,500	8,500	0.00 %
7025161	70907-0	3,764	5,500	1,740	5,500	5,500	0.00 %
7025161	72600-0	7,753	8,000	6,444	8,000	8,000	0.00 %
7025161	72700-0	7,013	13,100	5,846	13,100	13,100	0.00 %
7025161	78000-0	64,000	82,033	0	76,923	33,460	-59.21 %
7025161	79001-0	0	1,980	1,000	1,980	1,980	0.00 %
7025161	80100-0	108,014	0	62,698	0	0	0.00 %
7025161	89000-0	0	15,200	15,179	15,200	0	-100.00 %
TOTAL NON-PERSONNEL COSTS		311,611	290,133	161,215	285,023	223,139	-23.09 %
TOTAL FUND 702		629,118	615,941	343,326	610,831	566,227	-8.07 %
5162 PW-VM-MECHANICAL REPAIR SHOP		1,331,138	1,701,301	758,100	1,701,301	1,539,923	-9.49 %
7025162	50000-0	750,138	937,479	359,214	937,479	954,326	1.80 %
7025162	50200-0	24,530	47,240	10,834	47,240	48,185	2.00 %
7025162	50400-0	233,483	175,718	175,718	175,718	159,236	-9.38 %
7025162	50415-0	3,121	5,599	2,053	5,599	5,688	1.59 %
7025162	50430-0	5,011	5,064	5,064	5,064	5,152	1.74 %
7025162	50500-0	154,405	178,953	74,939	178,953	175,926	-1.69 %
7025162	50900-0	0	0	0	0	14,498	100.00 %
TOTAL PERSONNEL COSTS		1,170,688	1,350,053	627,822	1,350,053	1,363,011	0.96 %
7025162	50600-0	1,549	5,000	0	5,000	5,000	0.00 %
7025162	50800-0	9,982	15,000	1,833	15,000	15,000	0.00 %
7025162	60000-0	17,653	19,350	5,039	19,350	19,350	0.00 %
7025162	63000-0	5,189	13,000	414	13,000	13,000	0.00 %
7025162	66000-0	6,948	7,500	1,981	7,500	8,500	13.33 %
7025162	70000-0	340	650	80	650	650	0.00 %
7025162	70300-0	0	250	0	250	250	0.00 %
7025162	70500-0	0	1,000	0	1,000	1,000	0.00 %
7025162	70907-0	31,266	20,500	2,491	20,500	20,500	0.00 %
7025162	72600-0	20,538	20,662	10,105	20,662	20,662	0.00 %
7025162	72700-0	19,780	15,000	9,136	15,000	20,000	33.33 %
7025162	89000-0	47,205	233,336	99,199	233,336	53,000	-77.29 %
TOTAL NON-PERSONNEL COSTS		160,450	351,248	130,278	351,248	176,912	-49.63 %
TOTAL FUND 702		1,331,138	1,701,301	758,100	1,701,301	1,539,923	-9.49 %
5163 PW-VM-SERVICE STATION		489,761	650,079	266,853	650,079	764,021	17.53 %

**LAFAYETTE CONSOLIDATED GOVERNMENT
2024 - 2025 ADOPTED BUDGET
ANNUAL BUDGET BY DEPARTMENT**

PUBLIC WORKS DEPARTMENT

<u>CODE</u>		<u>EXPENDITURE</u>	<u>ACTUAL FY 22-23</u>	<u>CUR BUDGET FY 23-24</u>	<u>ACTUAL AT 4/30/2024</u>	<u>PROJECTED FY 23-24</u>	<u>ADOPTED FY 24-25</u>	<u>ADOPTED VS CURRENT</u>
7025163	50000-0	PERSONNEL SALARIES	249,324	357,627	105,406	357,627	433,687	21.27 %
7025163	50200-0	OVERTIME	34,315	34,420	13,512	34,420	35,108	2.00 %
7025163	50300-0	PROMOTION COSTS	0	26,836	0	26,836	38,765	44.45 %
7025163	50400-0	GROUP HEALTH INSURANCE	104,970	109,952	109,952	109,952	109,952	0.00 %
7025163	50415-0	GROUP LIFE INSURANCE	980	2,044	559	2,044	2,464	20.55 %
7025163	50430-0	WORKERS COMP INSURANCE	2,024	1,942	1,942	1,942	2,341	20.55 %
7025163	50500-0	RETIREMENT/MEDICARE TAX	60,227	67,891	23,922	67,891	75,337	10.97 %
TOTAL PERSONNEL COSTS			451,840	600,712	255,293	600,712	697,654	16.14 %
7025163	63000-0	EQUIPMENT MAINTENANCE	7,443	12,000	3,758	12,000	12,000	0.00 %
7025163	70600-0	TESTING EXPENSE	3,487	5,000	1,508	5,000	5,000	0.00 %
7025163	72600-0	TRANSPORTATION	16,372	18,367	3,399	18,367	18,367	0.00 %
7025163	72700-0	SUPPLIES & MATERIALS	5,548	7,000	2,805	7,000	7,000	0.00 %
7025163	89000-0	CAPITAL OUTLAY	5,071	7,000	90	7,000	24,000	242.86 %
TOTAL NON-PERSONNEL COSTS			37,921	49,367	11,560	49,367	66,367	34.44 %
TOTAL FUND 702			489,761	650,079	266,853	650,079	764,021	17.53 %
5164 PW-VM-PARTS/SUPPLIES			6,881,966	5,398,375	3,123,536	5,398,375	5,440,758	0.79 %
7025164	50000-0	PERSONNEL SALARIES	121,459	124,989	56,757	124,989	150,219	20.19 %
7025164	50200-0	OVERTIME	58	1,020	0	1,020	1,040	1.96 %
7025164	50400-0	GROUP HEALTH INSURANCE	29,119	21,904	21,904	21,904	21,904	0.00 %
7025164	50415-0	GROUP LIFE INSURANCE	512	746	334	746	897	20.24 %
7025164	50430-0	WORKERS COMP INSURANCE	668	675	675	675	811	20.15 %
7025164	50500-0	RETIREMENT/MEDICARE TAX	33,093	34,101	15,448	34,101	38,947	14.21 %
TOTAL PERSONNEL COSTS			184,909	183,435	95,118	183,435	213,818	16.56 %
7025164	50600-0	TRAINING OF PERSONNEL	0	4,500	0	4,500	4,500	0.00 %
7025164	70200-0	POSTAGE/SHIPPING CHARGES	0	300	0	300	300	0.00 %
7025164	72600-0	TRANSPORTATION	3,946	5,740	2,186	5,740	5,740	0.00 %
7025164	72700-0	SUPPLIES & MATERIALS	0	400	0	400	400	0.00 %
7025164	79000-0	COST OF INVENTORY USED	6,693,089	5,200,000	3,025,858	5,200,000	5,200,000	0.00 %
7025164	80361-0	INVENTORY SHRINKAGE	22	4,000	374	4,000	4,000	0.00 %
7025164	89000-0	CAPITAL OUTLAY	0	0	0	0	12,000	100.00 %
TOTAL NON-PERSONNEL COSTS			6,697,057	5,214,940	3,028,418	5,214,940	5,226,940	0.23 %
TOTAL FUND 702			6,881,966	5,398,375	3,123,536	5,398,375	5,440,758	0.79 %
PW-CNG STATION			226,759	254,884	55,218	254,884	250,480	-1.73 %
5165 PW-CNG-FAST FILL STATION			226,759	254,884	55,218	254,884	250,480	-1.73 %
5515165	63000-0	EQUIPMENT MAINTENANCE	63,989	25,000	2,366	25,000	25,000	0.00 %
5515165	67000-0	UTILITIES	22,898	29,000	7,736	29,000	29,000	0.00 %
5515165	70123-614	OTHER INSURANCE PREMIUMS-RM	11,608	18,745	13,939	18,745	14,341	-23.49 %
5515165	70200-0	POSTAGE/SHIPPING CHARGES	0	50	0	50	50	0.00 %
5515165	70500-0	TELECOMMUNICATIONS	1,708	3,000	854	3,000	3,000	0.00 %
5515165	70907-0	CONTRACTUAL SERVICES	4,262	5,000	0	5,000	5,000	0.00 %
5515165	70915-0	CONTR SERV-CREDIT CARD EXP	12,776	12,000	4,172	12,000	12,000	0.00 %
5515165	79010-0	PRODUCTION FUEL	82,389	117,146	19,678	117,146	117,146	0.00 %
5515165	80450-0	EXCISE TAX-FEDERAL	3,091	7,400	646	7,400	7,400	0.00 %
5515165	80451-0	EXCISE TAX-STATE	24,038	37,543	5,827	37,543	37,543	0.00 %
TOTAL NON-PERSONNEL COSTS			226,759	254,884	55,218	254,884	250,480	-1.73 %
TOTAL FUND 551			226,759	254,884	55,218	254,884	250,480	-1.73 %

**LAFAYETTE CONSOLIDATED GOVERNMENT
2024 - 2025 ADOPTED BUDGET
ANNUAL BUDGET BY DEPARTMENT**

PUBLIC WORKS DEPARTMENT

CODE	EXPENDITURE	ACTUAL	CUR BUDGET	ACTUAL AT	PROJECTED	ADOPTED	ADOPTED VS	
		FY 22-23	FY 23-24	4/30/2024	FY 23-24	FY 24-25	CURRENT	
PW-ENVIRONMENTAL QUALITY		20,871,593	23,261,031	9,427,664	23,367,676	20,475,173	-11.98 %	
1240 PW-EQ-MOSQUITO CONTROL		949,909	1,015,555	391,756	1,016,633	1,020,542	0.49 %	
2711240	51000-0	ADMINISTRATIVE COST	9,757	10,000	0	11,078	15,000	50.00 %
2711240	70123-614	OTHER INSURANCE PREMIUMS-RM	36	55	41	55	42	-23.64 %
2711240	70300-0	PRINTING & BINDING	0	4,000	0	4,000	4,000	0.00 %
2711240	70400-0	PUBLICATION & RECORDATION	0	500	0	500	500	0.00 %
2711240	70800-0	TRAVEL & MEETINGS	0	1,000	0	1,000	1,000	0.00 %
2711240	70907-0	CONTRACTUAL SERVICES	940,116	1,000,000	391,715	1,000,000	1,000,000	0.00 %
TOTAL NON-PERSONNEL COSTS		949,909	1,015,555	391,756	1,016,633	1,020,542	0.49 %	
TOTAL FUND 271		949,909	1,015,555	391,756	1,016,633	1,020,542	0.49 %	
5170 PW-EQ-ADMINISTRATION		869,602	1,926,495	283,599	2,271,206	1,046,991	-45.65 %	
1285170	70765-0	TOURISM-PUBLIC EDUCATION	165	14,244	12,400	14,244	0	-100.00 %
1285170	89000-0	CAPITAL OUTLAY	6,060	0	0	0	0	0.00 %
TOTAL NON-PERSONNEL COSTS		6,225	14,244	12,400	14,244	0	-100.00 %	
TOTAL FUND 128		6,225	14,244	12,400	14,244	0	-100.00 %	
5505170	50000-0	PERSONNEL SALARIES	99,262	108,432	49,146	108,432	118,500	9.29 %
5505170	50200-0	OVERTIME	622	2,193	959	2,193	2,237	2.01 %
5505170	50400-0	GROUP HEALTH INSURANCE	23,366	16,482	16,482	16,482	16,482	0.00 %
5505170	50410-0	GROUP HEALTH INS-RETIREEES	11,625	11,625	11,625	11,625	10,951	-5.80 %
5505170	50415-0	GROUP LIFE INSURANCE	417	537	290	537	574	6.89 %
5505170	50430-0	WORKERS COMP INSURANCE	594	586	586	586	640	9.22 %
5505170	50500-0	RETIREMENT/MEDICARE TAX	12,782	14,042	6,341	14,042	15,386	9.57 %
TOTAL PERSONNEL COSTS		148,668	153,897	85,429	153,897	164,770	7.07 %	
5505170	50600-0	TRAINING OF PERSONNEL	2,917	3,000	921	3,000	3,000	0.00 %
5505170	51000-0	ADMINISTRATIVE COST	450,439	455,000	0	541,711	550,000	20.88 %
5505170	56050-0	RECYCLING	27,493	25,000	10,574	25,000	25,000	0.00 %
5505170	60000-0	BUILDING MAINTENANCE	627	1,500	0	1,500	1,500	0.00 %
5505170	67000-0	UTILITIES	3,987	4,100	1,559	4,100	5,100	24.39 %
5505170	70000-0	DUES & LICENSES	850	450	0	450	450	0.00 %
5505170	70123-614	OTHER INSURANCE PREMIUMS-RM	5,545	9,539	6,979	9,539	5,791	-39.29 %
5505170	70200-0	POSTAGE/SHIPPING CHARGES	34	50	3	50	50	0.00 %
5505170	70300-0	PRINTING & BINDING	29	400	0	400	400	0.00 %
5505170	70400-0	PUBLICATION & RECORDATION	0	350	0	350	350	0.00 %
5505170	70500-0	TELECOMMUNICATIONS	15,371	14,500	8,127	14,500	16,500	13.79 %
5505170	70765-0	TOURISM-PUBLIC EDUCATION	7,539	6,000	1,725	6,000	6,000	0.00 %
5505170	70902-0	DUPLICATING EQUIPMENT EXPENSES	1,836	1,248	769	1,248	1,248	0.00 %
5505170	70907-0	CONTRACTUAL SERVICES	9,968	4,203	2,274	262,203	262,203	6,138.47 %
5505170	72600-0	TRANSPORTATION	1,492	1,149	865	1,149	1,149	0.00 %
5505170	72700-0	SUPPLIES & MATERIALS	730	1,900	866	1,900	1,900	0.00 %
5505170	80100-0	DEPRECIATION-GEN GOV'T	151,673	0	68,750	0	0	0.00 %
5505170	80731-0	OTHER SERVICES-DONATIONS	268	3,392	0	3,392	1,580	-53.42 %
5505170	89000-0	CAPITAL OUTLAY	33,911	1,226,573	82,358	1,226,573	0	-100.00 %
TOTAL NON-PERSONNEL COSTS		714,709	1,758,354	185,770	2,103,065	882,221	-49.83 %	
TOTAL FUND 550		863,377	1,912,251	271,199	2,256,962	1,046,991	-45.25 %	
5171 PW-EQ-CODE ENFORCEMENT		16,190,136	17,297,751	7,021,769	17,058,607	16,632,583	-3.85 %	
5505171	50000-0	PERSONNEL SALARIES	298,920	390,646	128,808	390,646	445,673	14.09 %
5505171	50100-0	TEMPORARY EMPLOYEES	10,329	30,000	20,287	22,000	22,000	-26.67 %

**LAFAYETTE CONSOLIDATED GOVERNMENT
2024 - 2025 ADOPTED BUDGET
ANNUAL BUDGET BY DEPARTMENT**

PUBLIC WORKS DEPARTMENT

<u>CODE</u>		<u>EXPENDITURE</u>	<u>ACTUAL FY 22-23</u>	<u>CUR BUDGET FY 23-24</u>	<u>ACTUAL AT 4/30/2024</u>	<u>PROJECTED FY 23-24</u>	<u>ADOPTED FY 24-25</u>	<u>ADOPTED VS CURRENT</u>
5505171	50200-0	OVERTIME	1,961	1,530	494	1,530	1,561	2.03 %
5505171	50220-0	OVERTIME-HHOLD HAZ WASTE DAY	6,810	3,346	0	3,346	3,413	2.00 %
5505171	50400-0	GROUP HEALTH INSURANCE	69,803	76,826	76,826	76,826	71,296	-7.20 %
5505171	50415-0	GROUP LIFE INSURANCE	1,271	2,347	748	2,347	2,640	12.48 %
5505171	50430-0	WORKERS COMP INSURANCE	2,043	2,123	2,123	2,123	2,407	13.38 %
5505171	50500-0	RETIREMENT/MEDICARE TAX	57,594	68,139	24,919	68,139	79,899	17.26 %
TOTAL PERSONNEL COSTS			448,731	574,957	254,205	566,957	628,889	9.38 %
5505171	50600-0	TRAINING OF PERSONNEL	1,200	2,000	0	2,000	2,000	0.00 %
5505171	50800-0	UNIFORMS	296	1,000	514	1,000	1,000	0.00 %
5505171	52000-0	LEGAL FEES	0	5,000	0	5,000	5,000	0.00 %
5505171	56100-0	SOLID WASTE	14,234,875	14,553,600	6,251,590	14,553,600	14,697,600	0.99 %
5505171	70200-0	POSTAGE/SHIPPING CHARGES	5,429	2,800	1,802	2,800	2,800	0.00 %
5505171	70300-0	PRINTING & BINDING	484	1,100	0	1,100	1,100	0.00 %
5505171	70400-0	PUBLICATION & RECORDATION	166,950	100,000	57,435	100,000	140,000	40.00 %
5505171	70500-0	TELECOMMUNICATIONS	9,686	9,000	4,626	9,000	9,000	0.00 %
5505171	70907-0	CONTRACTUAL SERVICES	460,264	691,000	445,214	441,000	441,000	-36.18 %
5505171	70923-0	CONTR SERV-HHOLD HAZ WASTE DAY	273,943	814,107	201	814,107	250,000	-69.29 %
5505171	70992-0	CONTR SERV-PUBLIC INFO PROGRAM	33,320	97,138	0	97,138	65,824	-32.24 %
5505171	72600-0	TRANSPORTATION	15,198	10,071	5,179	10,071	10,071	0.00 %
5505171	72700-0	SUPPLIES & MATERIALS	2,173	2,200	1,003	2,200	2,200	0.00 %
5505171	78000-0	UNINSURED LOSSES	8,600	42,778	0	61,634	116,499	172.33 %
5505171	80700-0	BAD DEBT EXPENSE	529,365	250,000	0	250,000	250,000	0.00 %
5505171	89000-0	CAPITAL OUTLAY	(378)	141,000	0	141,000	9,600	-93.19 %
TOTAL NON-PERSONNEL COSTS			15,741,405	16,722,794	6,767,564	16,491,650	16,003,694	-4.30 %
TOTAL FUND 550			16,190,136	17,297,751	7,021,769	17,058,607	16,632,583	-3.85 %
5172 PW-EQ-REGULATORY COMPLIANCE			474,837	488,782	240,065	488,782	612,235	25.26 %
5505172	50000-0	PERSONNEL SALARIES	303,205	309,537	139,213	309,537	354,748	14.61 %
5505172	50100-0	TEMPORARY EMPLOYEES	0	880	0	880	880	0.00 %
5505172	50200-0	OVERTIME	1,419	1,020	100	1,020	1,040	1.96 %
5505172	50400-0	GROUP HEALTH INSURANCE	46,555	43,862	43,862	43,862	54,922	25.22 %
5505172	50415-0	GROUP LIFE INSURANCE	1,290	1,822	827	1,822	2,057	12.90 %
5505172	50430-0	WORKERS COMP INSURANCE	1,639	1,672	1,672	1,672	1,915	14.53 %
5505172	50500-0	RETIREMENT/MEDICARE TAX	64,764	66,136	29,752	66,136	72,401	9.47 %
5505172	50900-0	ACCRUED SICK/ANNUAL LEAVE	0	0	0	0	419	100.00 %
TOTAL PERSONNEL COSTS			418,872	424,929	215,426	424,929	488,382	14.93 %
5505172	50600-0	TRAINING OF PERSONNEL	10,842	8,000	3,712	8,000	8,000	0.00 %
5505172	50800-0	UNIFORMS	875	1,500	415	1,500	1,500	0.00 %
5505172	67000-0	UTILITIES	1,522	1,400	758	1,400	1,400	0.00 %
5505172	70200-0	POSTAGE/SHIPPING CHARGES	752	500	290	500	500	0.00 %
5505172	70300-0	PRINTING & BINDING	91	400	0	400	400	0.00 %
5505172	70600-0	TESTING EXPENSE	0	1,300	0	1,300	1,300	0.00 %
5505172	70765-0	TOURISM-PUBLIC EDUCATION	3,428	8,000	1,481	8,000	8,000	0.00 %
5505172	70906-0	REGULATORY FEES & PENALTIES	1,759	2,000	0	2,000	2,000	0.00 %
5505172	70907-0	CONTRACTUAL SERVICES	1,961	3,320	1,454	3,320	3,320	0.00 %
5505172	70922-0	CONTR SERV-HAZMAT MITIGATION	1,683	10,000	10,000	10,000	10,000	0.00 %
5505172	72600-0	TRANSPORTATION	26,653	20,433	5,238	20,433	20,433	0.00 %
5505172	72700-0	SUPPLIES & MATERIALS	1,490	2,000	291	2,000	2,000	0.00 %
5505172	72770-0	SUP & MAT-LANDFILL MAINT	4,909	5,000	1,000	5,000	5,000	0.00 %
5505172	89000-0	CAPITAL OUTLAY	0	0	0	0	60,000	100.00 %

**LAFAYETTE CONSOLIDATED GOVERNMENT
2024 - 2025 ADOPTED BUDGET
ANNUAL BUDGET BY DEPARTMENT**

PUBLIC WORKS DEPARTMENT

CODE	EXPENDITURE	ACTUAL	CUR BUDGET	ACTUAL AT	PROJECTED	ADOPTED	ADOPTED VS
		FY 22-23	FY 23-24	4/30/2024	FY 23-24	FY 24-25	CURRENT
TOTAL NON-PERSONNEL COSTS		55,965	63,853	24,639	63,853	123,853	93.97 %
TOTAL FUND 550		474,837	488,782	240,065	488,782	612,235	25.26 %
5173 PW-EQ-SOLID WASTE-RECYCLING		1,699,929	226,722	91,052	226,722	282,284	24.51 %
5505173	50000-0 PERSONNEL SALARIES	98,080	99,489	45,093	99,489	108,974	9.53 %
5505173	50100-0 TEMPORARY EMPLOYEES	8,057	17,000	3,760	17,000	17,000	0.00 %
5505173	50200-0 OVERTIME	939	8,670	519	8,670	8,843	2.00 %
5505173	50400-0 GROUP HEALTH INSURANCE	11,624	10,952	10,952	10,952	10,952	0.00 %
5505173	50415-0 GROUP LIFE INSURANCE	415	594	266	594	650	9.43 %
5505173	50430-0 WORKERS COMP INSURANCE	526	537	537	537	589	9.68 %
5505173	50500-0 RETIREMENT/MEDICARE TAX	22,660	22,317	10,399	22,317	26,131	17.09 %
5505173	50900-0 ACCRUED SICK/ANNUAL LEAVE	0	0	0	0	58,977	100.00 %
TOTAL PERSONNEL COSTS		142,301	159,559	71,526	159,559	232,116	45.47 %
5505173	50600-0 TRAINING OF PERSONNEL	2,123	5,500	249	5,500	5,500	0.00 %
5505173	56050-0 RECYCLING	1,534,411	0	0	0	0	0.00 %
5505173	66000-0 JANITORIAL SUPPLIES & SERVICES	2,704	3,100	1,131	3,100	3,100	0.00 %
5505173	70000-0 DUES & LICENSES	810	700	0	700	700	0.00 %
5505173	70200-0 POSTAGE/SHIPPING CHARGES	11	200	0	200	200	0.00 %
5505173	70230-0 POSTAGE/SHIP-LITTER PROGRAM	0	100	0	100	100	0.00 %
5505173	70300-0 PRINTING & BINDING	0	800	0	800	800	0.00 %
5505173	70400-0 PUBLICATION & RECORDATION	0	400	0	400	400	0.00 %
5505173	70540-0 TELECOMM-LITTER PROGRAM	0	100	0	100	100	0.00 %
5505173	70765-0 TOURISM-PUBLIC EDUCATION	10,160	44,150	13,565	44,150	27,155	-38.49 %
5505173	70800-0 TRAVEL & MEETINGS	20	500	0	500	500	0.00 %
5505173	70902-0 DUPLICATING EQUIPMENT EXPENSES	774	700	279	700	700	0.00 %
5505173	70907-0 CONTRACTUAL SERVICES	1,174	2,200	414	2,200	2,200	0.00 %
5505173	70914-0 CONTR SERV-COURT COST/CITATION	0	100	0	100	100	0.00 %
5505173	72600-0 TRANSPORTATION	2,697	5,613	1,572	5,613	5,613	0.00 %
5505173	72700-0 SUPPLIES & MATERIALS	2,744	3,000	2,316	3,000	3,000	0.00 %
TOTAL NON-PERSONNEL COSTS		1,557,628	67,163	19,526	67,163	50,168	-25.30 %
TOTAL FUND 550		1,699,929	226,722	91,052	226,722	282,284	24.51 %
5174 PW-EQ-SOLID WASTE-COMPOSTING		675,919	2,278,426	1,393,248	2,278,426	851,238	-62.64 %
5505174	50000-0 PERSONNEL SALARIES	111,502	155,990	69,460	155,990	177,706	13.92 %
5505174	50200-0 OVERTIME	12,399	8,701	2,149	8,701	8,875	2.00 %
5505174	50400-0 GROUP HEALTH INSURANCE	29,119	21,904	21,904	21,904	21,904	0.00 %
5505174	50415-0 GROUP LIFE INSURANCE	493	930	358	930	1,060	13.98 %
5505174	50430-0 WORKERS COMP INSURANCE	838	842	842	842	960	14.01 %
5505174	50500-0 RETIREMENT/MEDICARE TAX	15,628	18,200	8,321	18,200	20,851	14.57 %
TOTAL PERSONNEL COSTS		169,979	206,567	103,034	206,567	231,356	12.00 %
5505174	50600-0 TRAINING OF PERSONNEL	0	1,000	0	1,000	1,000	0.00 %
5505174	50800-0 UNIFORMS	1,324	1,900	714	1,900	1,900	0.00 %
5505174	60000-0 BUILDING MAINTENANCE	0	1,500	0	1,500	1,500	0.00 %
5505174	63000-0 EQUIPMENT MAINTENANCE	0	450	0	450	450	0.00 %
5505174	66000-0 JANITORIAL SUPPLIES & SERVICES	52	300	0	300	300	0.00 %
5505174	67000-0 UTILITIES	4,118	3,500	1,895	3,500	3,500	0.00 %
5505174	70300-0 PRINTING & BINDING	0	1,000	988	1,000	1,000	0.00 %
5505174	70500-0 TELECOMMUNICATIONS	1,506	1,500	750	800	800	-46.67 %
5505174	70906-0 REGULATORY FEES & PENALTIES	1,628	1,700	0	1,700	1,700	0.00 %
5505174	70907-0 CONTRACTUAL SERVICES	251,262	134,400	1,079	135,100	135,100	0.52 %

**LAFAYETTE CONSOLIDATED GOVERNMENT
2024 - 2025 ADOPTED BUDGET
ANNUAL BUDGET BY DEPARTMENT**

PUBLIC WORKS DEPARTMENT

<u>CODE</u>	<u>EXPENDITURE</u>	<u>ACTUAL FY 22-23</u>	<u>CUR BUDGET FY 23-24</u>	<u>ACTUAL AT 4/30/2024</u>	<u>PROJECTED FY 23-24</u>	<u>ADOPTED FY 24-25</u>	<u>ADOPTED VS CURRENT</u>
5505174	70993-0	102,421	341,843	19,553	341,843	222,132	-35.02 %
5505174	72600-0	56,379	109,500	49,247	109,500	109,500	0.00 %
5505174	72700-0	(194)	1,000	342	1,000	1,000	0.00 %
5505174	89000-0	87,444	1,472,266	1,215,646	1,472,266	140,000	-90.49 %
TOTAL NON-PERSONNEL COSTS		505,940	2,071,859	1,290,214	2,071,859	619,882	-70.08 %
TOTAL FUND 550		675,919	2,278,426	1,393,248	2,278,426	851,238	-62.64 %
5175 PW-EQ-ADJUDICATION BUREAU		11,261	27,300	6,175	27,300	29,300	7.33 %
5505175	52000-0	8,003	5,000	4,759	5,000	7,000	40.00 %
5505175	70200-0	1,217	3,000	499	3,000	3,000	0.00 %
5505175	70300-0	0	1,300	0	1,300	1,300	0.00 %
5505175	70400-0	0	3,000	0	3,000	3,000	0.00 %
5505175	70907-0	0	5,000	0	5,000	5,000	0.00 %
5505175	71028-0	2,041	10,000	917	10,000	10,000	0.00 %
TOTAL NON-PERSONNEL COSTS		11,261	27,300	6,175	27,300	29,300	7.33 %
TOTAL FUND 550		11,261	27,300	6,175	27,300	29,300	7.33 %
TOTAL PUBLIC WORKS DEPARTMENT		102,663,691	166,151,056	34,902,223	164,175,723	66,225,830	-60.14 %



DRAINAGE DEPARTMENT

Drainage Department is dedicated to achieving proficient and effective flood and stormwater control within the 2,570.5 miles of drainage system (consisting of earthen and improved waterways, roadside ditches, and subsurface pipe systems) established throughout Lafayette City-Parish wide. Although drainage systems are of an integrate design and can be influenced by tidal and weather conditions, the Drainage Master Plan (implemented in 2020) emphasizes on providing better management of watersheds and maximizing the drainage systems’ performance through the systemic approach of the decision making, managing ongoing inspection, routine maintenance, and improvement of the systems.

It is the main objective of the department to maximize all efforts used in the day-to-day operations to minimize the risk of flooding of homes and businesses.

Drainage Operations:

- Is primarily responsible for the operation and maintenance of drainage infrastructure as well as provides engineering design support to other sections.
- Has an Operations Dispatch Center (337-291-8517) that field calls (or concerns) related to both drainage and traffic, roads, and bridges. A service request is generated for further assessment through the City Works System, which is a computerized database management system that effectively tracks service requests and work orders.
- Maintains approximately 1,400 miles of roadside drainage, 300 miles of subsurface infrastructure, 20.5 miles of improved channel, and 850 miles of unimproved coulees throughout the Lafayette City and Parish wide area.
- Through the third quarter of FY 2023-24, there were approximately 1,587 service requests received, resulting in 1,039 requests that were either completed, closed, and/or referred to other departments or other requests.

Drainage Maintenance includes:

- Roadside ditch excavation
- Coulee/Outfall excavation
- Repairs to/installation of subsurface drainage pipe and catch basins
- Culvert flushing/vacuuming
- Removal of drainage obstructions/blockages
- Sinkhole repairs (drainage infrastructure/coulee wall)
- Monitor and maintain five (5) pumping stations for flood control
- Monitor and maintain retention/detention ponds for stormwater management
- Management of several maintenance contracts including: Earthen Channel Herbicide Program, Improved Channel Herbicide Program, Roadside Ditch Excavation Contract, Parish Flushing Services, Cure-In-Place Pipe Rehabilitation Contract and the Drone Inspection Service Contract

FY 2024-25 Goals:

- Continue to manage and maintain the recurring Roadside Drainage Maintenance Plan which was established to proactively meet the drainage needs of the Lafayette City and Parish.
- Utilize drone technology and contractual service to inspect earthen and improved channels for blockages or other deficiencies.
- Improve work order management process to increase efficiency and reduce maintenance backlog.
- Although the day-to-day operations are contingent upon the availability of maintenance resources (equipment, employees, funding, and weather), Drainage anticipates increasing preventative maintenance efforts (excavation, construction, and flushing) by developing and implementing rating software (used in conjunction with the Roadside Drainage Maintenance Plan and Earthen Channel Drone Inspection Data) to assess, rate/prioritize, and schedule Contractual and In-house Maintenance Crews.

Performance Measures:

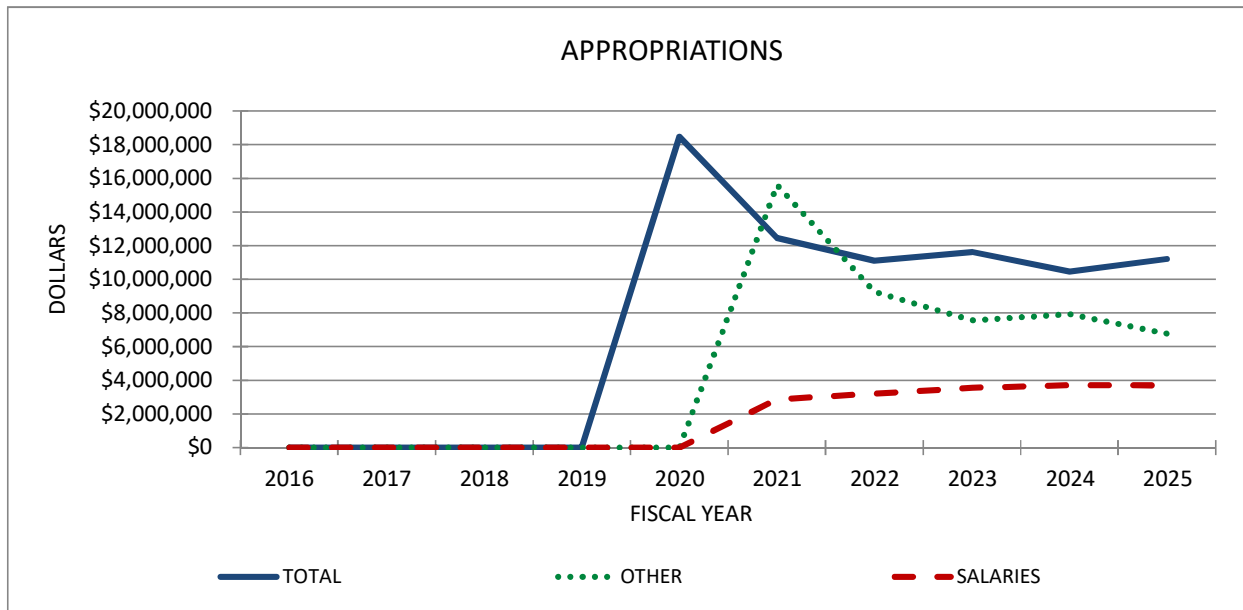
PREVENTATIVE MAINTENANCE PERFORMANCE MEASURE	BENCHMARK	FY 2023-24 ACTUAL (3 rd Qtr.)	FY 2023-24 ESTIMATED	FY 2024-25 FORECAST/ GOAL
No. of Service Requests Closed and/or Referred During the FY	1,000	1,039	1,100	1,200
Culvert Installation	2,000 ft.	1,900 ft.	2,100 ft.	2,500 ft.
Culvert Flushing/Vacuuming (In-House)	50,000 ft.	46,532 ft.	55,000 ft.	60,000 ft.
Culvert Flushing/Vacuuming (Contractor)	100,000 ft.	84,527 ft.	102,000 ft.	110,000 ft.
Roadside Ditch Excavation (In-House)	85,000 ft.	77,047 ft.	88,000 ft.	100,000 ft.
Roadside Ditch Excavation City and Parish (Contractor)	240,000 ft.	217,056 ft.	240,000 ft.	250,000 ft.
Off-road Channel Excavation	40,000 ft.	35,525 ft.	45,000 ft.	50,000 ft.



LAFAYETTE CONSOLIDATED GOVERNMENT
2024-25 ADOPTED BUDGET
DRAINAGE DEPARTMENT

10 YEAR BUDGET HISTORY
APPROPRIATIONS, EXCLUDING CAPITAL

FISCAL YEAR	TOTAL	SALARIES	OTHER	STRENGTH	STRENGTH CHANGE
2016	\$0	0	0	0	0
2017	\$0	0	0	0	0
2018	\$0	0	0	0	0
2019	\$0	0	0	0	0
2020	\$18,474,717	2,869,216	15,605,501	71	71
2021	\$12,462,243	3,199,374	9,262,869	82	11
2022	\$11,112,045	3,551,881	7,560,164	90	8
2023	\$11,623,555	3,701,672	7,921,883	91	1
2024	\$10,458,549	3,691,741	6,766,808	87	(4)
2025	\$11,206,916	4,008,720	7,198,196	83	(4)



Significant Changes

2023-(Drainage Department was created during fiscal year 2020 when Public Works Department was reorganized.) City and Parish Councils approved pay adjustment during FY2022 increasing salaries and benefits. The addition of one position also caused salaries and benefits to increase. Increases in Other is primarily due to increases in Contractual Services, Group Health Insurance due to premium rate change offset by reductions to Coulee Maintenance.

2024-Decrease in Salaries is primarily due to the reduction of five Equipment Operator positions. Contract labor will be used as needed. One Labor Foreman III position was added for a net loss of four positions. The reductions in Other are primarily due to reductions in contractual service accounts and in group health premium accounts. These changes resulted in an overall decrease from the prior year, despite the approval of a 2% pay increase by the City and Parish Councils.

2025-Increase in Salaries is primarily due to the City and Parish Councils approving the pay plan. Personnel Strength changed due to the reduction of five Laborer I's, addition of three Laborer II's, addition of one Labor Foreman I, reduction of two Equipment Operator II and a reduction of one Civil Engineering Aide II, for a net reduction of 4 positions. The vacant positions were eliminated based on efficiencies and in order to increase remaining salaries across the board.



**LAFAYETTE CONSOLIDATED GOVERNMENT
2024 - 2025 ADOPTED BUDGET
ANNUAL BUDGET BY DEPARTMENT**

DRAINAGE DEPARTMENT RECAP

	Actual FY 22/23	Cur Budget FY 23/24	Actual At FY 23/24	Projected FY 23/24	Adopted FY 24/25	Adopted vs. Current
Expenditures by Type						
PERSONNEL SALARIES	3,144,624	3,961,014	1,423,581	3,961,221	4,257,340	7.48 %
EMPLOYEE BENEFITS	813,038	731,780	719,161	731,780	697,192	-4.73 %
RETIREMENT SYSTEM	630,508	713,127	288,862	712,920	743,581	4.27 %
RETIREE HEALTH INS	17,438	17,438	17,438	17,438	10,951	-37.20 %
ACCRUED SICK/ANNUAL	-	-	864	-	212,120	100.00 %
PURCHASED SERVICES	3,537,024	3,901,951	710,572	3,901,951	3,393,165	-13.04 %
MATERIALS & SUPPLIES	1,354,179	1,231,039	528,774	1,231,039	1,206,519	-1.99 %
EXTERNAL APPROPRIATIONS	25,000	25,000	25,000	25,000	25,000	0.00 %
UNINSURED LOSSES	178,467	145,968	-	297,990	209,898	43.80 %
MISCELLANEOUS EXPENSE	411,558	440,412	446,402	440,412	456,150	3.57 %
CAPITAL OUTLAY	7,972,848	16,873,916	3,097,651	16,873,917	5,843,500	-65.37 %
Total Expenditures	18,084,684	28,041,645	7,258,305	28,193,668	17,055,416	-39.18 %

**LAFAYETTE CONSOLIDATED GOVERNMENT
2024 - 2025 ADOPTED BUDGET
ANNUAL BUDGET BY DEPARTMENT**

DRAINAGE DEPARTMENT

CODE	EXPENDITURE	ACTUAL	CUR BUDGET	ACTUAL AT	PROJECTED	ADOPTED	ADOPTED VS
		FY 22-23	FY 23-24	4/30/2024	FY 23-24	FY 24-25	CURRENT
DR-DIRECTOR'S OFFICE		326,023	317,874	155,732	331,817	328,086	3.21 %
5101 DR-DIRECTOR'S OFFICE		326,023	317,874	155,732	331,817	328,086	3.21 %
2735101	50000-0 PERSONNEL SALARIES	222,289	225,868	102,372	225,868	235,935	4.46 %
2735101	50400-0 GROUP HEALTH INSURANCE	23,307	21,958	21,958	21,958	21,958	0.00 %
2735101	50415-0 GROUP LIFE INSURANCE	823	943	528	943	1,003	6.36 %
2735101	50430-0 WORKERS COMP INSURANCE	1,195	1,220	1,220	1,220	1,274	4.43 %
2735101	50500-0 RETIREMENT/MEDICARE TAX	51,841	52,689	23,876	52,689	52,040	-1.23 %
TOTAL PERSONNEL COSTS		299,455	302,678	149,954	302,678	312,210	3.15 %
2735101	50925-0 VEHICLE SUBSIDY LEASES	6,023	6,000	2,723	6,000	6,000	0.00 %
2735101	70123-614 OTHER INSURANCE PREMIUMS-RM	8,842	4,196	3,055	4,196	3,141	-25.14 %
2735101	77140-0 RESERVE-DIRECTOR'S	0	5,000	0	5,000	5,000	0.00 %
2735101	78000-0 UNINSURED LOSSES	11,703	0	0	13,943	1,735	100.00 %
TOTAL NON-PERSONNEL COSTS		26,568	15,196	5,778	29,139	15,876	4.47 %
TOTAL FUND 273		326,023	317,874	155,732	331,817	328,086	3.21 %
DR-OPERATIONS DIVISION		17,758,661	27,723,771	7,102,573	27,861,851	16,727,330	-39.66 %
5121 DR-OP-ADMINISTRATION		20,113	128,360	3,000	128,361	38,000	-70.40 %
4015121	89000-0 CAPITAL OUTLAY	20,113	128,360	3,000	0	0	-100.00 %
TOTAL NON-PERSONNEL COSTS		20,113	128,360	3,000	0	0	-100.00 %
TOTAL FUND 401		20,113	128,360	3,000	0	0	-100.00 %
4615121	89000-0 CAPITAL OUTLAY	0	0	0	122,500	1,000	100.00 %
TOTAL NON-PERSONNEL COSTS		0	0	0	122,500	1,000	100.00 %
TOTAL FUND 461		0	0	0	122,500	1,000	100.00 %
4855121	89000-0 CAPITAL OUTLAY	0	0	0	5,861	37,000	100.00 %
TOTAL NON-PERSONNEL COSTS		0	0	0	5,861	37,000	100.00 %
TOTAL FUND 485		0	0	0	5,861	37,000	100.00 %
5122 DR-OP-DRAINAGE		10,775,912	18,537,779	3,800,434	18,521,305	7,292,497	-60.66 %
1055122	89000-0 CAPITAL OUTLAY	1,176,321	513,772	8,843	513,772	0	-100.00 %
TOTAL NON-PERSONNEL COSTS		1,176,321	513,772	8,843	513,772	0	-100.00 %
TOTAL FUND 105		1,176,321	513,772	8,843	513,772	0	-100.00 %
2615122	69180-0 CONTR SERV-DEBRIS CLEARANCE	196,700	250,000	92,300	250,000	150,000	-40.00 %
2615122	72700-0 SUPPLIES & MATERIALS	291,521	250,000	163,321	250,000	250,000	0.00 %
2615122	76800-0 EXT APP-SOIL & WATER CONSER	25,000	25,000	25,000	25,000	25,000	0.00 %
2615122	80420-0 TAX DEDUCTIONS-RETIREMENT	309,533	327,342	335,739	327,342	339,310	3.66 %
2615122	89000-0 CAPITAL OUTLAY	1,146,501	2,360,402	929,070	2,360,402	595,000	-74.79 %
TOTAL NON-PERSONNEL COSTS		1,969,255	3,212,744	1,545,430	3,212,744	1,359,310	-57.69 %
TOTAL FUND 261		1,969,255	3,212,744	1,545,430	3,212,744	1,359,310	-57.69 %
2735122	50100-0 TEMPORARY EMPLOYEES	34,959	40,000	3,693	40,000	40,000	0.00 %
2735122	50500-0 RETIREMENT/MEDICARE TAX	3,278	1,535	283	1,535	3,060	99.35 %
TOTAL PERSONNEL COSTS		38,237	41,535	3,976	41,535	43,060	3.67 %
2735122	62500-0 DRAINAGE MAINT PROJ SUMMARY	1,031,629	636,814	120,968	636,814	0	-100.00 %
2735122	70907-0 CONTRACTUAL SERVICES	874,631	1,075,085	34,299	1,075,085	1,544,096	43.63 %
2735122	78000-0 UNINSURED LOSSES	0	16,474	0	0	73,691	347.32 %

**LAFAYETTE CONSOLIDATED GOVERNMENT
2024 - 2025 ADOPTED BUDGET
ANNUAL BUDGET BY DEPARTMENT**

DRAINAGE DEPARTMENT

<u>CODE</u>	<u>EXPENDITURE</u>	<u>ACTUAL FY 22-23</u>	<u>CUR BUDGET FY 23-24</u>	<u>ACTUAL AT 4/30/2024</u>	<u>PROJECTED FY 23-24</u>	<u>ADOPTED FY 24-25</u>	<u>ADOPTED VS CURRENT</u>	
2735122	80420-0	TAX DEDUCTIONS-RETIREMENT	102,025	108,070	110,663	108,070	111,840	3.49 %
2735122	89000-0	CAPITAL OUTLAY	1,658	973,700	5,795	973,700	1,040,000	6.81 %
TOTAL NON-PERSONNEL COSTS		2,009,943	2,810,143	271,725	2,793,669	2,769,627	-1.44 %	
TOTAL FUND 273		2,048,180	2,851,678	275,701	2,835,204	2,812,687	-1.37 %	
4015122	89000-0	CAPITAL OUTLAY	3,096,407	8,564,528	1,866,080	0	0	-100.00 %
TOTAL NON-PERSONNEL COSTS		3,096,407	8,564,528	1,866,080	0	0	-100.00 %	
TOTAL FUND 401		3,096,407	8,564,528	1,866,080	0	0	-100.00 %	
4615122	89000-0	CAPITAL OUTLAY	0	0	0	8,314,528	638,000	100.00 %
TOTAL NON-PERSONNEL COSTS		0	0	0	8,314,528	638,000	100.00 %	
TOTAL FUND 461		0	0	0	8,314,528	638,000	100.00 %	
4855122	89000-0	CAPITAL OUTLAY	0	0	0	250,000	2,482,500	100.00 %
TOTAL NON-PERSONNEL COSTS		0	0	0	250,000	2,482,500	100.00 %	
TOTAL FUND 485		0	0	0	250,000	2,482,500	100.00 %	
6515122	70907-0	CONTRACTUAL SERVICES	0	72,219	0	72,219	0	-100.00 %
6515122	89000-0	CAPITAL OUTLAY	2,485,749	3,322,838	104,380	3,322,838	0	-100.00 %
TOTAL NON-PERSONNEL COSTS		2,485,749	3,395,057	104,380	3,395,057	0	-100.00 %	
TOTAL FUND 651		2,485,749	3,395,057	104,380	3,395,057	0	-100.00 %	
5221 DR-OP-ADMINISTRATION-C		355,939	413,568	192,596	413,568	472,757	14.31 %	
2605221	50000-0	PERSONNEL SALARIES	0	0	0	0	258,266	100.00 %
2605221	50400-0	GROUP HEALTH INSURANCE	0	0	0	0	54,976	100.00 %
2605221	50430-0	WORKERS COMP INSURANCE	0	0	0	0	1,394	100.00 %
2605221	50500-0	RETIREMENT/MEDICARE TAX	0	0	0	0	45,383	100.00 %
TOTAL PERSONNEL COSTS		0	0	0	0	0	360,019	100.00 %
2605221	50415-0	GROUP LIFE INSURANCE	0	0	0	0	1,506	100.00 %
TOTAL NON-PERSONNEL COSTS		0	0	0	0	0	1,506	100.00 %
TOTAL FUND 260		0	0	0	0	0	361,525	100.00 %
2615221	50000-0	PERSONNEL SALARIES	194,115	216,273	89,711	216,273	0	-100.00 %
2615221	50400-0	GROUP HEALTH INSURANCE	46,614	49,446	49,446	49,446	0	-100.00 %
2615221	50415-0	GROUP LIFE INSURANCE	819	1,283	534	1,283	0	-100.00 %
2615221	50430-0	WORKERS COMP INSURANCE	1,128	1,169	1,169	1,169	0	-100.00 %
2615221	50500-0	RETIREMENT/MEDICARE TAX	41,045	44,456	18,727	44,456	0	-100.00 %
TOTAL PERSONNEL COSTS		283,721	312,627	159,587	312,627	0	-100.00 %	
2615221	50800-0	UNIFORMS	152	600	0	600	600	0.00 %
2615221	70000-0	DUES & LICENSES	150	500	0	500	500	0.00 %
2615221	70123-614	OTHER INSURANCE PREMIUMS-RM	0	149	0	149	0	-100.00 %
2615221	70200-0	POSTAGE/SHIPPING CHARGES	365	300	50	300	300	0.00 %
2615221	70400-0	PUBLICATION & RECORDATION	279	1,050	0	1,050	1,050	0.00 %
2615221	70500-0	TELECOMMUNICATIONS	53,579	63,560	26,642	63,560	74,000	16.43 %
2615221	70800-0	TRAVEL & MEETINGS	2,708	4,000	0	4,000	4,000	0.00 %
2615221	70902-0	DUPLICATING EQUIPMENT EXPENSES	3,437	5,000	1,821	5,000	5,000	0.00 %
2615221	70907-0	CONTRACTUAL SERVICES	4,964	8,000	2,357	8,000	8,000	0.00 %
2615221	72600-0	TRANSPORTATION	746	10,332	966	10,332	10,332	0.00 %
2615221	72700-0	SUPPLIES & MATERIALS	5,838	7,450	1,173	7,450	7,450	0.00 %

**LAFAYETTE CONSOLIDATED GOVERNMENT
2024 - 2025 ADOPTED BUDGET
ANNUAL BUDGET BY DEPARTMENT**

DRAINAGE DEPARTMENT

CODE	EXPENDITURE	ACTUAL	CUR BUDGET	ACTUAL AT	PROJECTED	ADOPTED	ADOPTED
		FY 22-23	FY 23-24	4/30/2024	FY 23-24	FY 24-25	VS CURRENT
TOTAL NON-PERSONNEL COSTS		72,218	100,941	33,009	100,941	111,232	10.20 %
TOTAL FUND 261		355,939	413,568	192,596	413,568	111,232	-73.10 %
5222 DR-OP-DRAINAGE-C		6,007,976	7,890,408	2,813,459	8,044,961	8,266,397	4.77 %
1265222	89000-0 CAPITAL OUTLAY	2,990	5,993	0	5,993	0	-100.00 %
TOTAL NON-PERSONNEL COSTS		2,990	5,993	0	5,993	0	-100.00 %
TOTAL FUND 126		2,990	5,993	0	5,993	0	-100.00 %
2615222	50000-0 PERSONNEL SALARIES	1,893,764	2,167,111	849,268	2,375,514	2,702,589	24.71 %
2615222	50100-0 TEMPORARY EMPLOYEES	84,669	105,000	31,084	105,000	75,000	-28.57 %
2615222	50200-0 OVERTIME	120,545	295,000	43,813	85,000	86,700	-70.61 %
2615222	50300-0 PROMOTION COSTS	0	96,030	0	97,834	67,200	-30.02 %
2615222	50400-0 GROUP HEALTH INSURANCE	518,861	472,340	472,340	472,340	466,864	-1.16 %
2615222	50410-0 GROUP HEALTH INS-RETIREEES	17,438	17,438	17,438	17,438	10,951	-37.20 %
2615222	50415-0 GROUP LIFE INSURANCE	7,930	13,848	5,005	13,848	15,723	13.54 %
2615222	50430-0 WORKERS COMP INSURANCE	12,971	12,795	12,795	12,795	14,593	14.05 %
2615222	50500-0 RETIREMENT/MEDICARE TAX	430,152	485,863	193,740	485,656	513,495	5.69 %
2615222	50900-0 ACCRUED SICK/ANNUAL LEAVE	0	0	864	0	198,851	100.00 %
TOTAL PERSONNEL COSTS		3,086,330	3,665,425	1,626,347	3,665,425	4,151,966	13.27 %
2615222	50600-0 TRAINING OF PERSONNEL	1,577	4,500	1,610	4,500	4,500	0.00 %
2615222	50800-0 UNIFORMS	11,025	13,000	1,137	13,000	13,000	0.00 %
2615222	51000-0 ADMINISTRATIVE COST	390,000	390,000	0	390,000	400,000	2.56 %
2615222	60000-0 BUILDING MAINTENANCE COULEE MAINT-UNIMPROVED	8,830	9,000	1,591	9,000	9,000	0.00 %
2615222	62020-0 COULEE	89,292	100,000	25,000	100,000	100,000	0.00 %
2615222	63000-0 EQUIPMENT MAINTENANCE	5,733	5,000	2,765	5,000	5,000	0.00 %
2615222	66000-0 JANITORIAL SUPPLIES & SERVICES	0	1,200	0	1,200	1,200	0.00 %
2615222	67000-0 UTILITIES	23,440	24,000	15,431	24,000	35,000	45.83 %
2615222	69151-0 DRAINAGE FACILITIES MAINT	59,308	229,782	11,658	229,782	229,782	0.00 %
2615222	70000-0 DUES & LICENSES	575	1,100	1,057	1,100	1,100	0.00 %
2615222	70200-0 POSTAGE/SHIPPING CHARGES	819	700	22	700	700	0.00 %
2615222	70400-0 PUBLICATION & RECORDATION	3,247	3,500	554	3,500	3,500	0.00 %
2615222	70907-0 CONTRACTUAL SERVICES	752,784	988,646	362,083	988,646	788,646	-20.23 %
2615222	72100-0 EQUIPMENT RENTAL	49,113	80,000	12,714	80,000	55,000	-31.25 %
2615222	72600-0 TRANSPORTATION	972,082	832,210	344,201	832,210	832,210	0.00 %
2615222	72700-0 SUPPLIES & MATERIALS	10,995	15,000	1,470	15,000	15,000	0.00 %
2615222	78000-0 UNINSURED LOSSES	166,764	129,494	0	284,047	134,472	3.84 %
2615222	89000-0 CAPITAL OUTLAY	0	921,323	180,483	921,323	0	-100.00 %
TOTAL NON-PERSONNEL COSTS		2,545,584	3,748,455	961,776	3,903,008	2,628,110	-29.89 %
TOTAL FUND 261		5,631,914	7,413,880	2,588,123	7,568,433	6,780,076	-8.55 %
2735222	50000-0 PERSONNEL SALARIES	206,545	295,362	118,502	295,362	285,022	-3.50 %
2735222	50200-0 OVERTIME	9,480	46,000	6,740	46,000	46,920	2.00 %
2735222	50400-0 GROUP HEALTH INSURANCE	116,712	76,880	76,880	76,880	49,338	-35.82 %
2735222	50415-0 GROUP LIFE INSURANCE	850	1,764	656	1,764	1,702	-3.51 %
2735222	50430-0 WORKERS COMP INSURANCE	1,909	1,596	1,596	1,596	1,540	-3.51 %
2735222	50500-0 RETIREMENT/MEDICARE TAX	37,576	48,933	20,962	48,933	51,799	5.86 %
TOTAL PERSONNEL COSTS		373,072	470,535	225,336	470,535	436,321	-7.27 %
2735222	89000-0 CAPITAL OUTLAY	0	0	0	0	1,000,000	100.00 %
TOTAL NON-PERSONNEL COSTS		0	0	0	0	1,000,000	100.00 %

**LAFAYETTE CONSOLIDATED GOVERNMENT
2024 - 2025 ADOPTED BUDGET
ANNUAL BUDGET BY DEPARTMENT**

DRAINAGE DEPARTMENT

<u>CODE</u>	<u>EXPENDITURE</u>	<u>ACTUAL FY 22-23</u>	<u>CUR BUDGET FY 23-24</u>	<u>ACTUAL AT 4/30/2024</u>	<u>PROJECTED FY 23-24</u>	<u>ADOPTED FY 24-25</u>	<u>ADOPTED VS CURRENT</u>
TOTAL FUND 273		373,072	470,535	225,336	470,535	1,436,321	205.25 %
4615222	89000-0 CAPITAL OUTLAY	0	0	0	0	50,000	100.00 %
TOTAL NON-PERSONNEL COSTS		0	0	0	0	50,000	100.00 %
TOTAL FUND 461		0	0	0	0	50,000	100.00 %
5223 DR-OP-ENGINEERING-C		598,721	753,656	293,084	753,656	657,679	-12.73 %
2735223	50000-0 PERSONNEL SALARIES	378,258	474,370	178,398	474,370	459,708	-3.09 %
2735223	50400-0 GROUP HEALTH INSURANCE	75,851	71,458	71,458	71,458	60,452	-15.40 %
2735223	50415-0 GROUP LIFE INSURANCE	1,553	2,520	1,016	2,520	2,386	-5.32 %
2735223	50430-0 WORKERS COMP INSURANCE	2,515	2,560	2,560	2,560	2,483	-3.01 %
2735223	50500-0 RETIREMENT/MEDICARE TAX	66,616	79,651	31,274	79,651	77,804	-2.32 %
2735223	50900-0 ACCRUED SICK/ANNUAL LEAVE	0	0	0	0	13,269	100.00 %
TOTAL PERSONNEL COSTS		524,793	630,559	284,706	630,559	616,102	-2.29 %
2735223	50600-0 TRAINING OF PERSONNEL	0	100	0	100	100	0.00 %
2735223	50800-0 UNIFORMS	448	400	0	400	400	0.00 %
2735223	63000-0 EQUIPMENT MAINTENANCE	10,651	4,000	0	4,000	4,000	0.00 %
2735223	70000-0 DUES & LICENSES	255	500	416	500	500	0.00 %
2735223	70200-0 POSTAGE/SHIPPING CHARGES	6	50	0	50	50	0.00 %
2735223	71022-0 CONTR SERV-SAAS COSTS	7,200	13,000	4,170	13,000	14,000	7.69 %
2735223	72600-0 TRANSPORTATION	8,466	18,027	3,446	18,027	18,027	0.00 %
2735223	72700-0 SUPPLIES & MATERIALS	3,793	4,020	346	4,020	4,500	11.94 %
2735223	89000-0 CAPITAL OUTLAY	43,109	83,000	0	83,000	0	-100.00 %
TOTAL NON-PERSONNEL COSTS		73,928	123,097	8,378	123,097	41,577	-66.22 %
TOTAL FUND 273		598,721	753,656	293,084	753,656	657,679	-12.73 %
TOTAL DRAINAGE DEPARTMENT		18,084,684	28,041,645	7,258,305	28,193,668	17,055,416	-39.18 %



TRAFFIC, ROADS, AND BRIDGES DEPARTMENT

Traffic, Roads, and Bridges (TRB) is primarily responsible for maintenance and/or construction of parish-wide roads, bridges, and traffic systems as well as with planning and executing the safe, convenient, and efficient movement of persons and goods through the transportation modes of walking, biking, and auto use throughout Lafayette Parish. As a department that oversees the maintenance and care of major arterials all the way down to local rural roads, TRB has a lot of area to provide for. However, TRB is committed to keeping up with this large task through several dedicated divisions, namely Traffic Engineering, Traffic Maintenance, Streets, Transit, and Parking.

- **Traffic Engineering:** This division is responsible for all traffic engineering services within Lafayette City and Parish including development review, traffic sign placement, speed studies, traffic calming, traffic safety analysis, etc. They also provide traffic signal timing and engineering support for 190 traffic signals and developed the Project Geaux Mow system.
- **Traffic Maintenance:** This division handles service requests and work orders to maintain over 50,000 traffic signs and over 200 miles of pavement markings. They are also responsible for maintaining nearly 200 traffic signals and 90 school warning flashers.
- **Streets:** The division maintains all public rights-of-way within Lafayette City and Parish including pothole filling, grass cutting (using workers and the Geaux Mow system), litter pickup including illegal dumping, tree trimming, and removal of high risk and/or hazard trees in right of ways. They currently maintain approximately 1,331 miles of streets, 400 bridges and related structures, and 480 miles of sidewalks, which are ever-increasing.
- **Transit:** Transit operates 10 daytime and 4 nighttime bus routes. This division transports the general public just about anywhere they'd want to go within City of Lafayette for a minimal cost and they also oversee a Paratransit system for those in our community who need more assistance.
- **Parking:** Operates and maintains two parking garages, over 600 parking meters, and the enforcement of parking violations.

Performance Measures:

TRB's performance measures reflect some of the central duties that are essential to running each division. For example, street pothole filling is a key task whose requests are generated by citizen requests and our own proactive efforts. Each of these performance measures represents a generalized number that represents how well the division is working as a whole.

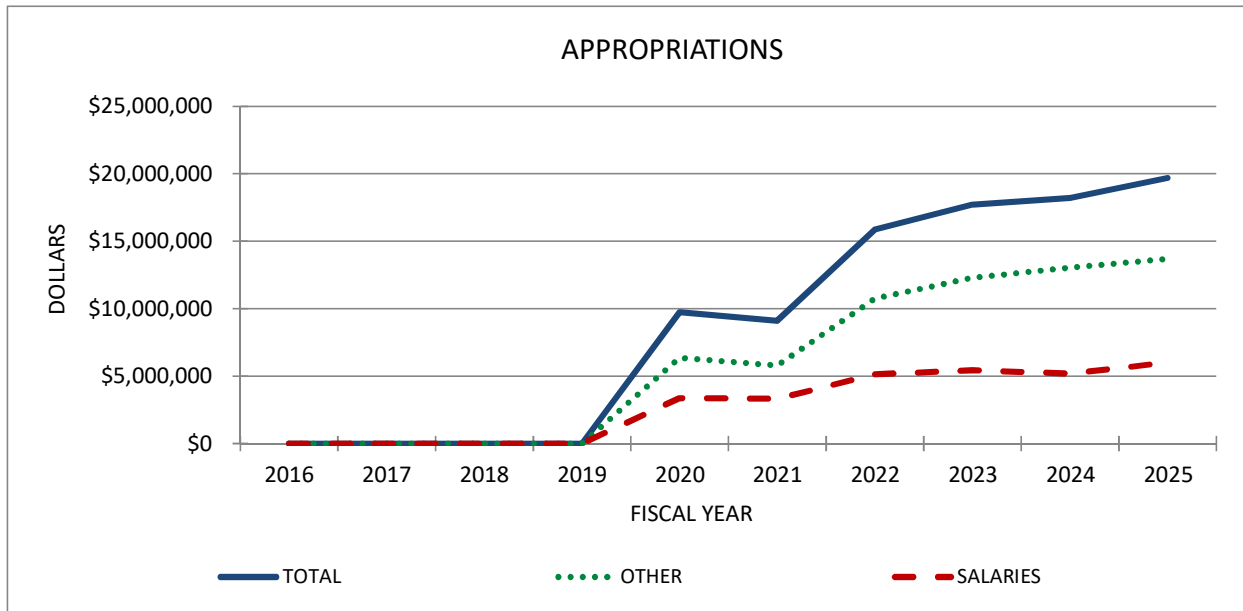
PERFORMANCE MEASURE	BENCHMARK	FY 2022-23 ACTUAL	FY 2023-24 PROJECTED	FY 2024-25 FORECAST/ GOAL
Street Potholes filled	20,000	23,344	28,500	21,500
Tree related requests (overgrowth/fell) completed per year	250	220	300	350
% of Traffic Calming Requests Responded to within two days	90%	80%	85%	90%
Traffic Signal Work Orders Completed per year	700	1,033	1,178	850
Traffic Sign Work Orders Completed per year	2,200	4,184	2,954	2,400
Parking Ticket Revenue per year	\$127,845	\$108,491	\$128,332	\$138,500



LAFAYETTE CONSOLIDATED GOVERNMENT
2024-25 ADOPTED BUDGET
TRAFFIC, ROADS & BRIDGES DEPARTMENT

10 YEAR BUDGET HISTORY
APPROPRIATIONS, EXCLUDING CAPITAL

FISCAL YEAR	TOTAL	SALARIES	OTHER	STRENGTH	STRENGTH CHANGE
2016	\$0	0	0	0	0
2017	\$0	0	0	0	0
2018	\$0	0	0	0	0
2019	\$0	0	0	0	0
2020	\$9,738,985	3,380,932	6,358,053	87	87
2021	\$9,114,453	3,322,125	5,792,328	86	(1)
2022	\$15,874,648	5,130,576	10,744,072	137	51
2023	\$17,716,725	5,425,705	12,291,020	141	4
2024	\$18,232,190	5,186,320	13,045,870	141	0
2025	\$19,694,491	6,002,730	13,691,761	132	(9)



Significant Changes

2023-(Traffic, Roads & Bridges Department was created during fiscal year 2020 when Public Works Department was reorganized.)

City and Parish Councils approved pay adjustment during FY2022 increasing salaries and benefits. The addition of four positions also caused an increase to salaries and benefits. The increase in Other is primarily due to increases in Uninsured Losses based on Risk Management claims reports, Contractual Services, and Administrative Costs based on the Full Cost Allocation Plan prepared by the consultants offset by reductions in operations throughout the department.

2024-Overall increase in expenditures mainly due to increases in contractual services (resulting from the success of the Geaux Mow program), property insurance premiums, and utility accounts.

2025-City and Parish Councils approved a Pay Plan increasing salaries and benefits. Several positions were added and removed, which caused a net reduction in Personnel Strength (-4 Laborer II, +4 Laborer II, -1 Labor Foreman II, +1 Labor Foreman III, Equipment Operator II, -2 Janitors and -1 Clerk 1).

The vacant positions were eliminated based on efficiencies and in order to increase remaining salaries across the board.



**LAFAYETTE CONSOLIDATED GOVERNMENT
2024 - 2025 ADOPTED BUDGET
ANNUAL BUDGET BY DEPARTMENT**

TRAFFIC, ROADS AND BRIDGES DEPARTMENT RECAP

	Actual FY 22/23	Cur Budget FY 23/24	Actual At FY 23/24	Projected FY 23/24	Adopted FY 24/25	Adopted vs. Current
Expenditures by Type						
PERSONNEL SALARIES	4,941,166	6,299,849	2,319,834	6,412,338	7,473,184	18.62 %
EMPLOYEE BENEFITS	1,193,522	1,197,853	1,177,138	1,197,853	1,054,093	-12.00 %
RETIREMENT SYSTEM	901,224	946,784	420,226	945,295	1,152,954	21.78 %
RETIREE HEALTH INS	17,438	11,625	11,625	11,625	16,427	41.31 %
ACCRUED SICK/ANNUAL	22,764	19,414	712	19,414	-	-100.00 %
PURCHASED SERVICES	6,188,983	8,427,385	1,728,515	8,123,897	6,262,635	-25.69 %
MATERIALS & SUPPLIES	1,856,425	2,129,959	928,581	2,129,959	2,127,727	-0.10 %
UNINSURED LOSSES	1,462,862	809,364	-	1,463,996	1,176,699	45.39 %
MISCELLANEOUS EXPENSE	392,969	418,719	426,239	419,219	435,772	4.07 %
CAPITAL OUTLAY	5,267,757	41,501,755	3,862,565	41,501,257	6,066,300	-85.38 %
Total Expenditures	22,245,110	61,762,707	10,875,435	62,224,853	25,765,791	-58.28 %

**LAFAYETTE CONSOLIDATED GOVERNMENT
2024 - 2025 ADOPTED BUDGET
ANNUAL BUDGET BY DEPARTMENT**

TRAFFIC, ROADS AND BRIDGES DEPARTMENT

CODE	EXPENDITURE	ACTUAL	CUR BUDGET	ACTUAL AT	PROJECTED	ADOPTED	ADOPTED VS
		FY 22-23	FY 23-24	4/30/2024	FY 23-24	FY 24-25	CURRENT
RB-DIRECTOR'S OFFICE		368,037	373,197	145,023	447,971	350,227	-6.15 %
1211 RB-SMALL BUSINESS SUPT SER		28,659	50,751	6,944	50,751	70,837	39.58 %
1011211	5000-0 PERSONNEL SALARIES	12,987	36,974	1,115	36,974	49,733	34.51 %
1011211	50400-0 GROUP HEALTH INSURANCE	11,683	5,476	5,476	5,476	11,006	100.99 %
1011211	50415-0 GROUP LIFE INSURANCE	49	221	7	221	297	34.39 %
1011211	50430-0 WORKERS COMP INSURANCE	232	200	200	200	269	34.50 %
1011211	50500-0 RETIREMENT/MEDICARE TAX	1,677	4,788	144	4,788	6,440	34.50 %
TOTAL PERSONNEL COSTS		26,628	47,659	6,942	47,659	67,745	42.15 %
1011211	50600-0 TRAINING OF PERSONNEL	0	200	0	200	200	0.00 %
1011211	70200-0 POSTAGE/SHIPPING CHARGES	0	79	0	79	79	0.00 %
1011211	70300-0 PRINTING & BINDING	0	65	0	65	65	0.00 %
1011211	70314-0 PRINT & BIND-DELTA SIGMA	1,999	2,500	0	2,500	2,500	0.00 %
1011211	70400-0 PUBLICATION & RECORDATION	14	25	0	25	25	0.00 %
1011211	70500-0 TELECOMMUNICATIONS	18	180	2	180	180	0.00 %
1011211	72700-0 SUPPLIES & MATERIALS	0	43	0	43	43	0.00 %
TOTAL NON-PERSONNEL COSTS		2,031	3,092	2	3,092	3,092	0.00 %
TOTAL FUND 101		28,659	50,751	6,944	50,751	70,837	39.58 %
5102 RB-DIRECTOR'S OFFICE		339,378	322,446	138,079	397,220	279,390	-13.35 %
2605102	5000-0 PERSONNEL SALARIES	161,285	178,506	61,348	178,506	183,540	2.82 %
2605102	50400-0 GROUP HEALTH INSURANCE	17,495	22,012	22,012	22,012	16,482	-25.12 %
2605102	50410-0 GROUP HEALTH INS-RETIREEES	17,438	11,625	11,625	11,625	16,427	41.31 %
2605102	50415-0 GROUP LIFE INSURANCE	558	646	304	646	676	4.64 %
2605102	50430-0 WORKERS COMP INSURANCE	956	964	964	964	991	2.80 %
2605102	50500-0 RETIREMENT/MEDICARE TAX	20,899	23,116	7,911	23,116	23,768	2.82 %
2605102	50900-0 ACCRUED SICK/ANNUAL LEAVE	4,470	0	0	0	0	0.00 %
TOTAL PERSONNEL COSTS		223,101	236,869	104,164	236,869	241,884	2.12 %
2605102	50925-0 VEHICLE SUBSIDY LEASES	6,023	7,000	2,622	7,000	7,000	0.00 %
2605102	70123-614 OTHER INSURANCE PREMIUMS-RM	5,579	22,504	16,454	22,504	16,947	-24.69 %
2605102	77140-0 RESERVE-DIRECTOR'S	0	3,000	0	3,500	5,000	66.67 %
2605102	78000-0 UNINSURED LOSSES	56,748	0	0	74,274	8,559	100.00 %
2605102	89000-0 CAPITAL OUTLAY	47,927	53,073	14,839	53,073	0	-100.00 %
TOTAL NON-PERSONNEL COSTS		116,277	85,577	33,915	160,351	37,506	-56.17 %
TOTAL FUND 260		339,378	322,446	138,079	397,220	279,390	-13.35 %
RB-OPERATIONS DIVISION		9,119,952	13,853,476	5,166,069	13,888,320	11,455,507	-17.31 %
5124 RB-OP-ROADS/BRIDGES		3,468,881	7,694,957	2,634,439	7,552,311	4,818,222	-37.38 %
1015124	69050-0 CONTR SERV-CENTRAL PARKS	26,905	45,000	20,440	45,000	45,000	0.00 %
TOTAL NON-PERSONNEL COSTS		26,905	45,000	20,440	45,000	45,000	0.00 %
TOTAL FUND 101		26,905	45,000	20,440	45,000	45,000	0.00 %
2595124	70990-0 CONTR SERV-INTRSTATE GRASS CUT	139,832	242,500	133,200	242,500	242,500	0.00 %
2595124	71017-0 CONTR SERV-PROJECT GEAUX MOW	528,940	819,183	147,980	819,183	819,183	0.00 %
TOTAL NON-PERSONNEL COSTS		668,772	1,061,683	281,180	1,061,683	1,061,683	0.00 %
TOTAL FUND 259		668,772	1,061,683	281,180	1,061,683	1,061,683	0.00 %
2605124	69150-0 ROADSIDE VEGETATION MAINT	89,045	125,000	40,797	125,000	125,000	0.00 %
2605124	70990-0 CONTR SERV-INTRSTATE GRASS CUT	124,010	207,500	9,000	207,500	207,500	0.00 %
2605124	71017-0 CONTR SERV-PROJECT GEAUX MOW	428,755	366,906	108,286	366,906	366,906	0.00 %

**LAFAYETTE CONSOLIDATED GOVERNMENT
2024 - 2025 ADOPTED BUDGET
ANNUAL BUDGET BY DEPARTMENT**

TRAFFIC, ROADS AND BRIDGES DEPARTMENT

<u>CODE</u>	<u>EXPENDITURE</u>	<u>ACTUAL FY 22-23</u>	<u>CUR BUDGET FY 23-24</u>	<u>ACTUAL AT 4/30/2024</u>	<u>PROJECTED FY 23-24</u>	<u>ADOPTED FY 24-25</u>	<u>ADOPTED VS CURRENT</u>
2605124	71031-0	0	0	0	0	20,000	100.00 %
2605124	78000-0	0	142,146	0	0	178,561	25.62 %
2605124	80420-0	392,969	415,719	426,239	415,719	430,772	3.62 %
2605124	89000-0	863,645	2,375,103	1,034,443	2,374,603	1,307,800	-44.94 %
TOTAL NON-PERSONNEL COSTS		1,898,424	3,632,374	1,618,765	3,489,728	2,636,539	-27.42 %
TOTAL FUND 260		1,898,424	3,632,374	1,618,765	3,489,728	2,636,539	-27.42 %
4015124	89000-0	874,780	2,955,900	714,054	0	0	-100.00 %
TOTAL NON-PERSONNEL COSTS		874,780	2,955,900	714,054	0	0	-100.00 %
TOTAL FUND 401		874,780	2,955,900	714,054	0	0	-100.00 %
4615124	89000-0	0	0	0	1,978,268	310,000	100.00 %
TOTAL NON-PERSONNEL COSTS		0	0	0	1,978,268	310,000	100.00 %
TOTAL FUND 461		0	0	0	1,978,268	310,000	100.00 %
4855124	89000-0	0	0	0	977,632	765,000	100.00 %
TOTAL NON-PERSONNEL COSTS		0	0	0	977,632	765,000	100.00 %
TOTAL FUND 485		0	0	0	977,632	765,000	100.00 %
5125 RB-OP-DOWNTOWN WORK CREW		40,439	41,064	24,382	40,564	50,736	23.55 %
2605125	50000-0	23,374	26,308	12,075	26,308	32,528	23.64 %
2605125	50200-0	1,424	1,175	940	675	689	-41.36 %
2605125	50400-0	5,812	5,476	5,476	5,476	5,476	0.00 %
2605125	50415-0	88	157	70	157	194	23.57 %
2605125	50430-0	142	142	142	142	176	23.94 %
2605125	50500-0	3,587	3,406	1,951	3,406	7,273	113.53 %
TOTAL PERSONNEL COSTS		34,427	36,664	20,654	36,164	46,336	26.38 %
2605125	50800-0	122	200	0	200	200	0.00 %
2605125	72600-0	5,690	4,000	3,582	4,000	4,000	0.00 %
2605125	72700-0	200	200	146	200	200	0.00 %
TOTAL NON-PERSONNEL COSTS		6,012	4,400	3,728	4,400	4,400	0.00 %
TOTAL FUND 260		40,439	41,064	24,382	40,564	50,736	23.55 %
5224 RB-OP-ROADS/BRIDGES-C		5,610,632	6,117,455	2,507,248	6,295,445	6,586,549	7.67 %
2595224	51000-0	47,609	182,000	0	66,157	70,000	-61.54 %
2595224	69040-0	5,229	10,000	250	10,000	0	-100.00 %
2595224	69080-0	29,954	45,400	18,957	45,400	45,400	0.00 %
2595224	69090-0	7,955	57,750	12,662	57,750	57,750	0.00 %
2595224	70904-0	90,495	95,500	91,862	95,500	95,500	0.00 %
2595224	70907-0	108,469	309,125	203,897	309,125	309,125	0.00 %
2595224	70990-0	303,253	280,073	82,354	280,073	310,073	10.71 %
2595224	72600-0	401,900	398,887	899	398,887	398,887	0.00 %
TOTAL NON-PERSONNEL COSTS		994,864	1,378,735	410,881	1,262,892	1,286,735	-6.67 %
TOTAL FUND 259		994,864	1,378,735	410,881	1,262,892	1,286,735	-6.67 %
2605224	50000-0	1,634,820	2,131,221	815,127	2,122,696	2,658,454	24.74 %
2605224	50100-0	0	10,000	0	10,000	10,000	0.00 %
2605224	50200-0	180,686	408,447	90,506	408,947	417,127	2.13 %
2605224	50204-0	1,864	2,077	2,077	2,077	2,119	2.02 %
2605224	50222-0	1,561	1,561	0	1,561	1,592	1.99 %

**LAFAYETTE CONSOLIDATED GOVERNMENT
2024 - 2025 ADOPTED BUDGET
ANNUAL BUDGET BY DEPARTMENT**

TRAFFIC, ROADS AND BRIDGES DEPARTMENT

CODE	EXPENDITURE	ACTUAL	CUR BUDGET	ACTUAL AT	PROJECTED	ADOPTED	ADOPTED VS	
		FY 22-23	FY 23-24	4/30/2024	FY 23-24	FY 24-25	CURRENT	
2605224	50300-0	PROMOTION COSTS	0	8,420	0	18,434	0	-100.00 %
2605224	50400-0	GROUP HEALTH INSURANCE	536,238	521,786	521,786	521,786	461,010	-11.65 %
2605224	50415-0	GROUP LIFE INSURANCE	6,853	13,634	4,704	13,634	15,627	14.62 %
2605224	50430-0	WORKERS COMP INSURANCE	12,257	12,458	12,458	12,458	14,350	15.19 %
2605224	50500-0	RETIREMENT/MEDICARE TAX	363,987	433,505	180,002	432,016	506,424	16.82 %
2605224	50900-0	ACCRUED SICK/ANNUAL LEAVE	17,826	0	0	0	0	0.00 %
TOTAL PERSONNEL COSTS			2,756,092	3,543,109	1,626,660	3,543,609	4,086,703	15.34 %
2605224	50600-0	TRAINING OF PERSONNEL	1,862	2,000	620	2,000	2,000	0.00 %
2605224	50800-0	UNIFORMS	9,748	10,400	1,388	10,400	10,400	0.00 %
2605224	51000-0	ADMINISTRATIVE COST	250,557	251,000	0	251,000	260,000	3.59 %
2605224	60000-0	BUILDING MAINTENANCE	2,974	3,000	1,184	3,000	3,000	0.00 %
2605224	63000-0	EQUIPMENT MAINTENANCE	5,273	6,000	1,531	6,000	6,000	0.00 %
2605224	65000-0	GROUNDS MAINTENANCE	14,717	17,000	0	17,000	17,000	0.00 %
2605224	66000-0	JANITORIAL SUPPLIES & SERVICES	3,861	4,000	982	4,000	4,000	0.00 %
2605224	67000-0	UTILITIES	26,708	62,200	7,417	62,200	62,200	0.00 %
2605224	69100-0	RAILROAD CROSSINGS MAINTENANCE	18,568	24,700	3,797	24,700	24,700	0.00 %
2605224	69120-0	RENT	0	5,000	0	5,000	15,000	200.00 %
2605224	70000-0	DUES & LICENSES	960	1,100	633	1,100	1,100	0.00 %
2605224	70200-0	POSTAGE/SHIPPING CHARGES	94	200	0	200	200	0.00 %
2605224	70300-0	PRINTING & BINDING	0	100	57	100	100	0.00 %
2605224	70400-0	PUBLICATION & RECORDATION	931	1,000	0	1,000	1,000	0.00 %
2605224	70500-0	TELECOMMUNICATIONS	13,610	16,600	8,471	16,600	16,600	0.00 %
2605224	70700-0	TOURISM	235	1,000	0	1,000	1,000	0.00 %
2605224	70750-0	TOURISM-INT FESTIVAL (IN KIND)	15,987	16,000	61	16,000	16,000	0.00 %
2605224	70800-0	TRAVEL & MEETINGS	205	500	0	500	500	0.00 %
2605224	70907-0	CONTRACTUAL SERVICES	311,644	309,125	45,195	309,125	309,125	0.00 %
2605224	72100-0	EQUIPMENT RENTAL	764	2,000	960	2,000	2,000	0.00 %
2605224	72600-0	TRANSPORTATION	398,910	398,886	379,104	398,886	398,886	0.00 %
2605224	72700-0	SUPPLIES & MATERIALS	50,598	62,300	18,307	62,300	62,300	0.00 %
2605224	78000-0	UNINSURED LOSSES	723,956	1,500	0	294,833	0	-100.00 %
2605224	89000-0	CAPITAL OUTLAY	7,514	0	0	0	0	0.00 %
TOTAL NON-PERSONNEL COSTS			1,859,676	1,195,611	469,707	1,488,944	1,213,111	1.46 %
TOTAL FUND 260			4,615,768	4,738,720	2,096,367	5,032,553	5,299,814	11.84 %
RB-TRAFFIC ENGINEERING			4,497,929	26,621,929	1,469,130	26,722,253	3,802,642	-85.72 %
5910 RB-TRAFFIC ENGINEERING DEVELOP			2,658,150	21,588,763	766,057	21,588,764	631,598	-97.07 %
1015910	50000-0	PERSONNEL SALARIES	305,708	312,914	140,924	312,914	326,688	4.40 %
1015910	50100-0	TEMPORARY EMPLOYEES	48,920	46,407	21,307	46,407	46,407	0.00 %
1015910	50200-0	OVERTIME	0	13,200	0	13,200	13,464	2.00 %
1015910	50400-0	GROUP HEALTH INSURANCE	52,485	49,446	49,446	49,446	27,434	-44.52 %
1015910	50415-0	GROUP LIFE INSURANCE	1,293	1,823	828	1,823	1,439	-21.06 %
1015910	50430-0	WORKERS COMP INSURANCE	2,010	2,049	2,049	2,049	1,764	-13.91 %
1015910	50500-0	RETIREMENT/MEDICARE TAX	80,745	79,352	37,083	79,352	87,046	9.70 %
TOTAL PERSONNEL COSTS			491,161	505,191	251,637	505,191	504,242	-0.19 %
1015910	50600-0	TRAINING OF PERSONNEL	75	259	25	259	259	0.00 %
1015910	70000-0	DUES & LICENSES	0	259	200	259	259	0.00 %
1015910	70300-0	PRINTING & BINDING	28	86	0	86	86	0.00 %
1015910	70400-0	PUBLICATION & RECORDATION	0	1,105	553	1,105	1,105	0.00 %
1015910	70500-0	TELECOMMUNICATIONS	1,220	2,945	545	2,945	2,945	0.00 %
1015910	70800-0	TRAVEL & MEETINGS	0	500	48	500	500	0.00 %
1015910	70902-0	DUPLICATING EQUIPMENT EXPENSES	1,571	1,900	699	1,900	1,900	0.00 %
			248					

**LAFAYETTE CONSOLIDATED GOVERNMENT
2024 - 2025 ADOPTED BUDGET
ANNUAL BUDGET BY DEPARTMENT**

TRAFFIC, ROADS AND BRIDGES DEPARTMENT

<u>CODE</u>		<u>EXPENDITURE</u>	<u>ACTUAL FY 22-23</u>	<u>CUR BUDGET FY 23-24</u>	<u>ACTUAL AT 4/30/2024</u>	<u>PROJECTED FY 23-24</u>	<u>ADOPTED FY 24-25</u>	<u>ADOPTED VS CURRENT</u>
1015910	72600-0	TRANSPORTATION	5,399	4,900	1,592	4,900	4,802	-2.00 %
1015910	72700-0	SUPPLIES & MATERIALS	985	993	185	993	993	0.00 %
TOTAL NON-PERSONNEL COSTS			9,278	12,947	3,847	12,947	12,849	-0.76 %
TOTAL FUND 101			500,439	518,138	255,484	518,138	517,091	-0.20 %
1895910	70907-0	CONTRACTUAL SERVICES	1,305,815	2,000,000	0	2,000,000	0	-100.00 %
1895910	89000-0	CAPITAL OUTLAY	569,544	15,580,456	378,810	15,580,456	0	-100.00 %
TOTAL NON-PERSONNEL COSTS			1,875,359	17,580,456	378,810	17,580,456	0	-100.00 %
TOTAL FUND 189			1,875,359	17,580,456	378,810	17,580,456	0	-100.00 %
2605910	71022-0	CONTR SERV-SAAS COSTS	6,391	6,500	0	6,500	6,500	0.00 %
2605910	89000-0	CAPITAL OUTLAY	4,712	6,000	0	6,000	0	-100.00 %
TOTAL NON-PERSONNEL COSTS			11,103	12,500	0	12,500	6,500	-48.00 %
TOTAL FUND 260			11,103	12,500	0	12,500	6,500	-48.00 %
4015910	50000-0	PERSONNEL SALARIES	49,574	52,081	22,831	0	0	-100.00 %
4015910	50100-0	TEMPORARY EMPLOYEES	0	10,778	0	0	0	-100.00 %
4015910	50200-0	OVERTIME	0	11,300	0	0	0	-100.00 %
4015910	50400-0	GROUP HEALTH INSURANCE	17,495	16,482	16,482	0	0	-100.00 %
4015910	50415-0	GROUP LIFE INSURANCE	209	609	134	0	0	-100.00 %
4015910	50430-0	WORKERS COMP INSURANCE	540	551	551	0	0	-100.00 %
4015910	50500-0	RETIREMENT/MEDICARE TAX	6,415	6,745	2,955	0	0	-100.00 %
TOTAL PERSONNEL COSTS			74,233	98,546	42,953	0	0	-100.00 %
4015910	50600-0	TRAINING OF PERSONNEL	3,809	8,700	2,514	0	0	-100.00 %
4015910	70200-0	POSTAGE/SHIPPING CHARGES	415	300	286	0	0	-100.00 %
4015910	70400-0	PUBLICATION & RECORDATION	211	0	0	0	0	0.00 %
4015910	72600-0	TRANSPORTATION	4,467	2,825	2,805	0	0	-100.00 %
4015910	72700-0	SUPPLIES & MATERIALS	1,313	4,500	1,421	0	0	-100.00 %
4015910	89000-0	CAPITAL OUTLAY	186,801	3,113,243	81,784	0	0	-100.00 %
TOTAL NON-PERSONNEL COSTS			197,016	3,129,568	88,810	0	0	-100.00 %
TOTAL FUND 401			271,249	3,228,114	131,763	0	0	-100.00 %
4615910	50000-0	PERSONNEL SALARIES	0	0	0	52,081	55,135	100.00 %
4615910	50100-0	TEMPORARY EMPLOYEES	0	0	0	10,778	10,778	100.00 %
4615910	50200-0	OVERTIME	0	0	0	11,300	11,526	100.00 %
4615910	50400-0	GROUP HEALTH INSURANCE	0	0	0	16,482	5,476	100.00 %
4615910	50415-0	GROUP LIFE INSURANCE	0	0	0	609	329	100.00 %
4615910	50430-0	WORKERS COMP INSURANCE	0	0	0	551	298	100.00 %
4615910	50500-0	RETIREMENT/MEDICARE TAX	0	0	0	6,745	8,140	100.00 %
TOTAL PERSONNEL COSTS			0	0	0	98,546	91,682	100.00 %
4615910	50600-0	TRAINING OF PERSONNEL	0	0	0	8,700	8,700	100.00 %
4615910	70200-0	POSTAGE/SHIPPING CHARGES	0	0	0	300	300	100.00 %
4615910	72600-0	TRANSPORTATION	0	0	0	2,825	2,825	100.00 %
4615910	72700-0	SUPPLIES & MATERIALS	0	0	0	4,500	4,500	100.00 %
4615910	89000-0	CAPITAL OUTLAY	0	0	0	1,898,080	0	0.00 %
TOTAL NON-PERSONNEL COSTS			0	0	0	1,914,405	16,325	100.00 %
TOTAL FUND 461			0	0	0	2,012,951	108,007	100.00 %
4855910	89000-0	CAPITAL OUTLAY	0	0	0	1,215,164	0	0.00 %
TOTAL NON-PERSONNEL COSTS			0	0	0	1,215,164	0	0.00 %

**LAFAYETTE CONSOLIDATED GOVERNMENT
2024 - 2025 ADOPTED BUDGET
ANNUAL BUDGET BY DEPARTMENT**

TRAFFIC, ROADS AND BRIDGES DEPARTMENT

CODE	EXPENDITURE	ACTUAL	CUR BUDGET	ACTUAL AT	PROJECTED	ADOPTED	ADOPTED VS
		FY 22-23	FY 23-24	4/30/2024	FY 23-24	FY 24-25	CURRENT
TOTAL FUND 485		0	0	0	1,215,164	0	0.00 %
6505910	89000-0 CAPITAL OUTLAY	0	249,555	0	249,555	0	-100.00 %
TOTAL NON-PERSONNEL COSTS		0	249,555	0	249,555	0	-100.00 %
TOTAL FUND 650		0	249,555	0	249,555	0	-100.00 %
5911 RB-TRAFFIC ENGINEERING MAINT		1,839,779	5,033,166	703,073	5,133,489	3,171,044	-37.00 %
1015911	50000-0 PERSONNEL SALARIES	370,443	451,011	170,439	451,011	533,600	18.31 %
1015911	50100-0 TEMPORARY EMPLOYEES	16,816	17,080	4,962	17,080	17,080	0.00 %
1015911	50200-0 OVERTIME	12,340	12,640	10,239	12,640	12,893	2.00 %
1015911	50300-0 PROMOTION COSTS	0	12,209	0	12,209	60,581	396.20 %
1015911	50400-0 GROUP HEALTH INSURANCE	81,545	76,826	76,826	76,826	98,838	28.65 %
1015911	50415-0 GROUP LIFE INSURANCE	1,753	2,464	1,123	2,464	3,145	27.64 %
1015911	50430-0 WORKERS COMP INSURANCE	2,193	2,235	2,235	2,235	2,882	28.95 %
1015911	50500-0 RETIREMENT/MEDICARE TAX	106,955	114,672	47,491	114,672	117,137	2.15 %
TOTAL PERSONNEL COSTS		592,045	689,137	313,315	689,137	846,156	22.78 %
1015911	50600-0 TRAINING OF PERSONNEL	4,709	6,799	1,545	6,799	6,799	0.00 %
1015911	50800-0 UNIFORMS	4,152	4,982	1,125	4,982	4,982	0.00 %
1015911	60000-0 BUILDING MAINTENANCE	98	173	0	173	173	0.00 %
1015911	63000-0 EQUIPMENT MAINTENANCE	0	259	0	259	259	0.00 %
1015911	66000-0 JANITORIAL SUPPLIES & SERVICES	812	1,037	244	1,037	1,037	0.00 %
1015911	67000-0 UTILITIES	16,349	13,500	5,305	13,500	13,500	0.00 %
1015911	70000-0 DUES & LICENSES	0	821	0	821	821	0.00 %
1015911	70300-0 PRINTING & BINDING	0	346	0	346	346	0.00 %
1015911	70400-0 PUBLICATION & RECORDATION	0	615	226	615	615	0.00 %
1015911	70500-0 TELECOMMUNICATIONS	1,940	1,980	974	1,980	1,980	0.00 %
1015911	70907-0 CONTRACTUAL SERVICES	18,640	39,759	11,984	39,759	39,759	0.00 %
1015911	72600-0 TRANSPORTATION	55,260	45,355	23,099	45,355	44,448	-2.00 %
1015911	72700-0 SUPPLIES & MATERIALS	1,376	1,613	1,184	1,613	1,913	18.60 %
1015911	78000-0 UNINSURED LOSSES	217,323	82,381	0	182,704	244,256	196.50 %
TOTAL NON-PERSONNEL COSTS		320,659	199,620	45,686	299,943	360,888	80.79 %
TOTAL FUND 101		912,704	888,757	359,001	989,080	1,207,044	35.81 %
2605911	72700-0 SUPPLIES & MATERIALS	4,835	5,000	3,310	5,000	5,000	0.00 %
2605911	89000-0 CAPITAL OUTLAY	268,821	378,646	102,901	378,646	406,000	7.22 %
TOTAL NON-PERSONNEL COSTS		273,656	383,646	106,211	383,646	411,000	7.13 %
TOTAL FUND 260		273,656	383,646	106,211	383,646	411,000	7.13 %
4015911	89000-0 CAPITAL OUTLAY	653,419	3,760,763	237,861	0	0	-100.00 %
TOTAL NON-PERSONNEL COSTS		653,419	3,760,763	237,861	0	0	-100.00 %
TOTAL FUND 401		653,419	3,760,763	237,861	0	0	-100.00 %
4615911	89000-0 CAPITAL OUTLAY	0	0	0	1,394,175	255,000	100.00 %
TOTAL NON-PERSONNEL COSTS		0	0	0	1,394,175	255,000	100.00 %
TOTAL FUND 461		0	0	0	1,394,175	255,000	100.00 %
4855911	89000-0 CAPITAL OUTLAY	0	0	0	2,366,588	1,298,000	100.00 %
TOTAL NON-PERSONNEL COSTS		0	0	0	2,366,588	1,298,000	100.00 %
TOTAL FUND 485		0	0	0	2,366,588	1,298,000	100.00 %

**LAFAYETTE CONSOLIDATED GOVERNMENT
2024 - 2025 ADOPTED BUDGET
ANNUAL BUDGET BY DEPARTMENT**

TRAFFIC, ROADS AND BRIDGES DEPARTMENT

<u>CODE</u>		<u>EXPENDITURE</u>	<u>ACTUAL FY 22-23</u>	<u>CUR BUDGET FY 23-24</u>	<u>ACTUAL AT 4/30/2024</u>	<u>PROJECTED FY 23-24</u>	<u>ADOPTED FY 24-25</u>	<u>ADOPTED VS CURRENT</u>
RB-TRAFFIC SIGNALS MAINT			1,330,082	2,338,374	965,195	2,299,978	1,863,522	-20.31 %
5930 RB-TRAFFIC SIGNALS MAINT			1,330,082	2,338,374	965,195	2,299,978	1,863,522	-20.31 %
1015930	50000-0	PERSONNEL SALARIES	308,091	409,763	169,431	409,763	464,466	13.35 %
1015930	50200-0	OVERTIME	20,743	50,759	13,537	51,759	52,794	4.01 %
1015930	50300-0	PROMOTION COSTS	0	32,936	0	32,936	21,967	-33.30 %
1015930	50400-0	GROUP HEALTH INSURANCE	64,168	49,392	49,392	49,392	60,398	22.28 %
1015930	50415-0	GROUP LIFE INSURANCE	1,267	2,090	1,005	2,090	2,680	28.23 %
1015930	50430-0	WORKERS COMP INSURANCE	2,021	1,927	1,927	1,927	2,510	30.25 %
1015930	50500-0	RETIREMENT/MEDICARE TAX	73,789	85,111	39,319	85,111	90,762	6.64 %
TOTAL PERSONNEL COSTS			470,079	631,978	274,611	632,978	695,577	10.06 %
1015930	50600-0	TRAINING OF PERSONNEL	6,553	7,202	0	7,202	7,202	0.00 %
1015930	50800-0	UNIFORMS	444	605	324	605	605	0.00 %
1015930	60000-0	BUILDING MAINTENANCE	136	259	0	259	259	0.00 %
1015930	63000-0	EQUIPMENT MAINTENANCE	1,488	3,259	1,436	3,259	3,259	0.00 %
1015930	66000-0	JANITORIAL SUPPLIES & SERVICES	6,406	7,475	3,519	7,475	7,475	0.00 %
1015930	67000-0	UTILITIES	44,125	40,000	17,058	40,000	40,000	0.00 %
1015930	67085-0	UTILITIES-TRAFFIC SIGNAL IP	267,542	275,280	136,975	275,280	275,280	0.00 %
1015930	70000-0	DUES & LICENSES	0	216	0	216	216	0.00 %
1015930	70200-0	POSTAGE/SHIPPING CHARGES	596	1,302	353	302	502	-61.44 %
1015930	70300-0	PRINTING & BINDING	0	129	0	129	129	0.00 %
1015930	70400-0	PUBLICATION & RECORDATION	0	211	211	211	211	0.00 %
1015930	70500-0	TELECOMMUNICATIONS	4,314	5,100	2,476	5,100	6,100	19.61 %
1015930	70902-0	DUPLICATING EQUIPMENT EXPENSES	1,149	1,000	553	1,000	1,000	0.00 %
1015930	70907-0	CONTRACTUAL SERVICES	393	1,598	196	1,598	1,598	0.00 %
1015930	72600-0	TRANSPORTATION	25,091	34,163	10,896	34,163	33,480	-2.00 %
1015930	72700-0	SUPPLIES & MATERIALS	3,201	4,912	2,410	4,912	4,912	0.00 %
1015930	78000-0	UNINSURED LOSSES	17,353	38,396	0	0	111,217	189.66 %
TOTAL NON-PERSONNEL COSTS			378,791	421,107	176,407	381,711	493,445	17.18 %
TOTAL FUND 101			848,870	1,053,085	451,018	1,014,689	1,189,022	12.91 %
2605930	89000-0	CAPITAL OUTLAY	15,863	4,137	2,906	4,137	0	-100.00 %
TOTAL NON-PERSONNEL COSTS			15,863	4,137	2,906	4,137	0	-100.00 %
TOTAL FUND 260			15,863	4,137	2,906	4,137	0	-100.00 %
4015930	89000-0	CAPITAL OUTLAY	465,349	1,281,152	511,271	0	0	-100.00 %
TOTAL NON-PERSONNEL COSTS			465,349	1,281,152	511,271	0	0	-100.00 %
TOTAL FUND 401			465,349	1,281,152	511,271	0	0	-100.00 %
4615930	89000-0	CAPITAL OUTLAY	0	0	0	1,131,152	106,500	100.00 %
TOTAL NON-PERSONNEL COSTS			0	0	0	1,131,152	106,500	100.00 %
TOTAL FUND 461			0	0	0	1,131,152	106,500	100.00 %
4855930	89000-0	CAPITAL OUTLAY	0	0	0	150,000	568,000	100.00 %
TOTAL NON-PERSONNEL COSTS			0	0	0	150,000	568,000	100.00 %
TOTAL FUND 485			0	0	0	150,000	568,000	100.00 %
RB-TRANSIT OPERATIONS			5,705,679	16,361,884	2,469,089	16,706,267	6,586,092	-59.75 %
5940 RB-TRANSIT OPERATIONS			5,705,679	16,361,884	2,469,089	16,706,267	6,586,092	-59.75 %
1285940	61000-0	CONTRACT CONSTRUCTION COST	0	3,400	0	3,400	0	-100.00 %

**LAFAYETTE CONSOLIDATED GOVERNMENT
2024 - 2025 ADOPTED BUDGET
ANNUAL BUDGET BY DEPARTMENT**

TRAFFIC, ROADS AND BRIDGES DEPARTMENT

CODE	EXPENDITURE	ACTUAL	CUR BUDGET	ACTUAL AT	PROJECTED	ADOPTED	ADOPTED VS
		FY 22-23	FY 23-24	4/30/2024	FY 23-24	FY 24-25	CURRENT
1285940	89000-0	0	26,152	0	26,152	0	-100.00 %
TOTAL NON-PERSONNEL COSTS		0	29,552	0	29,552	0	-100.00 %
TOTAL FUND 128		0	29,552	0	29,552	0	-100.00 %
1875940	89000-0	1,092,162	9,978,023	496,491	9,978,023	0	-100.00 %
TOTAL NON-PERSONNEL COSTS		1,092,162	9,978,023	496,491	9,978,023	0	-100.00 %
TOTAL FUND 187		1,092,162	9,978,023	496,491	9,978,023	0	-100.00 %
2035940	50000-0	716,345	987,024	292,848	987,024	1,237,871	25.41 %
2035940	50100-0	49,625	58,250	21,462	88,250	96,250	65.24 %
2035940	50115-0	62,222	80,080	28,665	80,080	80,080	0.00 %
2035940	50200-0	428,133	377,900	175,739	457,900	450,000	19.08 %
2035940	50225-0	159,702	112,560	75,222	112,560	114,811	2.00 %
2035940	50243-0	16,454	15,000	5,924	15,000	15,300	2.00 %
2035940	50400-0	303,286	307,844	307,844	307,844	247,392	-19.64 %
2035940	50415-0	2,961	7,734	1,638	7,734	7,235	-6.45 %
2035940	50430-0	6,940	7,165	7,165	7,165	6,682	-6.74 %
2035940	50500-0	176,835	122,256	70,941	122,256	218,458	78.69 %
2035940	50900-0	468	19,414	712	19,414	0	-100.00 %
TOTAL PERSONNEL COSTS		1,922,971	2,095,227	988,160	2,205,227	2,474,079	18.08 %
2035940	50600-0	9,682	7,565	679	7,565	7,565	0.00 %
2035940	50800-0	3,918	7,000	2,278	7,000	7,000	0.00 %
2035940	51000-0	413,256	415,000	0	402,758	415,000	0.00 %
2035940	54070-0	24,375	22,539	14,973	22,539	22,539	0.00 %
2035940	60000-0	7,244	9,000	5,079	9,000	9,000	0.00 %
2035940	65000-0	4,779	5,129	1,828	5,129	5,129	0.00 %
2035940	66000-0	5,934	12,552	6,672	12,552	12,552	0.00 %
2035940	67000-0	16,768	25,000	7,910	25,000	25,000	0.00 %
2035940	70000-0	1,857	2,074	0	2,074	2,074	0.00 %
2035940	70123-614	78,979	129,383	95,200	129,383	98,052	-24.22 %
2035940	70200-0	632	864	369	864	864	0.00 %
2035940	70300-0	2,020	5,000	2,304	5,000	5,000	0.00 %
2035940	70400-0	636	500	133	500	500	0.00 %
2035940	70500-0	17,299	16,800	8,854	16,800	16,800	0.00 %
2035940	70800-0	295	100	97	100	100	0.00 %
2035940	70902-0	3,529	2,000	1,606	2,000	2,000	0.00 %
2035940	70907-0	118,207	182,145	142,723	72,145	76,145	-58.20 %
2035940	71003-0	697,170	900,000	100,328	900,000	1,005,000	11.67 %
2035940	72600-0	735,145	968,000	442,315	968,000	980,000	1.24 %
2035940	72626-0	116,685	135,000	22,528	135,000	120,000	-11.11 %
2035940	72700-0	5,694	7,900	1,967	7,900	10,000	26.58 %
2035940	78000-0	422,982	512,840	0	869,465	551,693	7.58 %
TOTAL NON-PERSONNEL COSTS		2,687,086	3,366,391	857,843	3,600,774	3,372,013	0.17 %
TOTAL FUND 203		4,610,057	5,461,618	1,846,003	5,806,001	5,846,092	7.04 %
4015940	89000-0	3,460	892,691	126,595	0	0	-100.00 %
TOTAL NON-PERSONNEL COSTS		3,460	892,691	126,595	0	0	-100.00 %
TOTAL FUND 401		3,460	892,691	126,595	0	0	-100.00 %
4615940	89000-0	0	0	0	747,741	0	0.00 %

**LAFAYETTE CONSOLIDATED GOVERNMENT
2024 - 2025 ADOPTED BUDGET
ANNUAL BUDGET BY DEPARTMENT**

TRAFFIC, ROADS AND BRIDGES DEPARTMENT

<u>CODE</u>	<u>EXPENDITURE</u>	<u>ACTUAL FY 22-23</u>	<u>CUR BUDGET FY 23-24</u>	<u>ACTUAL AT 4/30/2024</u>	<u>PROJECTED FY 23-24</u>	<u>ADOPTED FY 24-25</u>	<u>ADOPTED VS CURRENT</u>
TOTAL NON-PERSONNEL COSTS		0	0	0	747,741	0	0.00 %
TOTAL FUND 461		0	0	0	747,741	0	0.00 %
4855940	89000-0 CAPITAL OUTLAY	0	0	0	144,950	740,000	100.00 %
TOTAL NON-PERSONNEL COSTS		0	0	0	144,950	740,000	100.00 %
TOTAL FUND 485		0	0	0	144,950	740,000	100.00 %
RB-PARKING PROGRAM		1,223,431	2,213,847	660,929	2,160,064	1,707,801	-22.86 %
5950 RB-PARKING PROGRAM		1,223,431	2,213,847	660,929	2,160,064	1,707,801	-22.86 %
2645950	89000-0 CAPITAL OUTLAY	32,309	67,691	3,566	67,691	0	-100.00 %
TOTAL NON-PERSONNEL COSTS		32,309	67,691	3,566	67,691	0	-100.00 %
TOTAL FUND 264		32,309	67,691	3,566	67,691	0	-100.00 %
2965950	50000-0 PERSONNEL SALARIES	35,423	0	0	0	0	0.00 %
2965950	50100-0 TEMPORARY EMPLOYEES	7,054	4,911	0	4,911	4,911	0.00 %
2965950	50200-0 OVERTIME	3,675	2,346	0	2,346	2,393	2.00 %
2965950	50400-0 GROUP HEALTH INSURANCE	13,368	0	0	0	0	0.00 %
2965950	50415-0 GROUP LIFE INSURANCE	148	0	0	0	0	0.00 %
2965950	50430-0 WORKERS COMP INSURANCE	402	0	0	0	0	0.00 %
2965950	50500-0 RETIREMENT/MEDICARE TAX	9,673	0	0	0	752	100.00 %
TOTAL PERSONNEL COSTS		69,743	7,257	0	7,257	8,056	11.01 %
2965950	50805-0 UNIFORMS-BUCHANAN GARAGE	0	500	0	500	500	0.00 %
2965950	51000-0 ADMINISTRATIVE COST	12,756	80,000	0	15,597	20,000	-75.00 %
2965950	60050-0 BUILDING MAINTENANCE	974	5,000	3,396	5,000	5,000	0.00 %
2965950	63010-0 EQUIPMENT MAINTENANCE	26	500	0	500	500	0.00 %
2965950	67020-0 UTILITIES-BUCHANAN GARAGE	11,407	13,000	5,072	13,000	13,000	0.00 %
2965950	70123-614 OTHER INSURANCE PREMIUMS-RM	0	53,991	39,750	53,991	40,941	-24.17 %
2965950	70200-0 POSTAGE/SHIPPING CHARGES	0	2,682	0	2,682	2,682	0.00 %
2965950	70300-0 PRINTING & BINDING	387	3,063	519	3,063	3,063	0.00 %
2965950	70500-0 TELECOMMUNICATIONS	16,027	23,733	0	23,733	23,733	0.00 %
2965950	70907-0 CONTRACTUAL SERVICES	23,864	15,332	2,692	15,332	40,332	163.06 %
2965950	70915-0 CONTR SERV-CREDIT CARD EXP	2,571	26,252	950	26,252	26,252	0.00 %
2965950	70991-0 CONTR SERV-ADJUDICATORS	0	4,614	0	4,614	4,614	0.00 %
2965950	72600-0 TRANSPORTATION	4,142	5,213	3,680	5,213	5,213	0.00 %
2965950	72715-0 SUP & MAT-BUCHANAN GARAGE	729	2,000	57	2,000	2,000	0.00 %
2965950	72870-0 SUP & MAT-VANDALISM	0	432	0	432	432	0.00 %
2965950	78000-0 UNINSURED LOSSES	0	0	0	156	325	100.00 %
TOTAL NON-PERSONNEL COSTS		72,883	236,312	56,116	172,065	188,587	-20.20 %
TOTAL FUND 296		142,626	243,569	56,116	179,322	196,643	-19.27 %
2975950	50000-0 PERSONNEL SALARIES	230,161	327,375	136,361	327,375	378,167	15.51 %
2975950	50100-0 TEMPORARY EMPLOYEES	7,975	16,439	3,115	16,439	16,439	0.00 %
2975950	50200-0 OVERTIME	12,698	19,854	10,476	19,854	25,251	27.18 %
2975950	50225-0 OVERTIME-POLICE SECURITY	61,063	60,343	33,164	60,343	68,550	13.60 %
2975950	50400-0 GROUP HEALTH INSURANCE	44,752	82,356	82,356	82,356	54,760	-33.51 %
2975950	50415-0 GROUP LIFE INSURANCE	979	1,898	748	1,898	2,236	17.81 %
2975950	50430-0 WORKERS COMP INSURANCE	1,344	1,790	1,790	1,790	2,041	14.02 %
2975950	50500-0 RETIREMENT/MEDICARE TAX	56,662	73,833	32,429	73,833	86,754	17.50 %
TOTAL PERSONNEL COSTS		415,634	583,888	300,439	583,888	634,198	8.62 %
2975950	50800-0 UNIFORMS	956	1,580	20	1,580	1,830	15.82 %

**LAFAYETTE CONSOLIDATED GOVERNMENT
2024 - 2025 ADOPTED BUDGET
ANNUAL BUDGET BY DEPARTMENT**

TRAFFIC, ROADS AND BRIDGES DEPARTMENT

CODE	EXPENDITURE	ACTUAL	CUR BUDGET	ACTUAL AT	PROJECTED	ADOPTED	ADOPTED VS
		FY 22-23	FY 23-24	4/30/2024	FY 23-24	FY 24-25	CURRENT
2975950	51000-0	179,545	180,000	0	180,000	180,000	0.00 %
2975950	54070-0	1,227	1,550	646	1,550	1,550	0.00 %
2975950	60000-0	5,913	20,688	6,660	20,688	20,688	0.00 %
2975950	60068-0	0	216	0	216	216	0.00 %
2975950	63000-0	192	1,148	215	1,148	1,148	0.00 %
2975950	63065-0	0	173	0	173	173	0.00 %
2975950	66000-0	12,506	21,000	5,511	21,000	21,000	0.00 %
2975950	67000-0	15,713	36,000	5,882	36,000	36,000	0.00 %
2975950	70000-0	590	1,000	0	1,000	1,500	50.00 %
2975950	70123-614	76,800	93,106	68,530	93,106	69,994	-24.82 %
2975950	70200-0	2,397	4,982	1,327	4,982	4,982	0.00 %
2975950	70300-0	5,141	7,689	1,912	7,689	7,689	0.00 %
2975950	70500-0	31,265	54,076	16,411	54,076	54,076	0.00 %
2975950	70907-0	26,895	21,332	8,119	21,332	21,332	0.00 %
2975950	70915-0	49,796	38,748	24,178	38,748	38,748	0.00 %
2975950	70991-0	3,274	8,570	1,354	8,570	8,570	0.00 %
2975950	72600-0	9,985	9,682	1,128	9,682	9,488	-2.00 %
2975950	72700-0	4,716	5,456	1,871	5,456	5,456	0.00 %
2975950	72870-0	0	432	0	432	432	0.00 %
2975950	78000-0	24,500	32,101	0	42,564	82,088	155.72 %
TOTAL NON-PERSONNEL COSTS		451,411	539,529	143,764	549,992	566,960	5.08 %
TOTAL FUND 297		867,045	1,123,417	444,203	1,133,880	1,201,158	6.92 %
4015950	89000-0	181,451	779,170	157,044	0	0	-100.00 %
TOTAL NON-PERSONNEL COSTS		181,451	779,170	157,044	0	0	-100.00 %
TOTAL FUND 401		181,451	779,170	157,044	0	0	-100.00 %
4615950	89000-0	0	0	0	581,383	300,000	100.00 %
TOTAL NON-PERSONNEL COSTS		0	0	0	581,383	300,000	100.00 %
TOTAL FUND 461		0	0	0	581,383	300,000	100.00 %
4855950	89000-0	0	0	0	197,788	10,000	100.00 %
TOTAL NON-PERSONNEL COSTS		0	0	0	197,788	10,000	100.00 %
TOTAL FUND 485		0	0	0	197,788	10,000	100.00 %
TOTAL TRAFFIC, ROADS AND BRIDGES DEPARTMENT		22,245,110	61,762,707	10,875,435	62,224,853	25,765,791	-58.28 %

PARKS, ARTS, RECREATION, AND CULTURE (PARC)

PARC exists to provide the citizens of Lafayette Parish the opportunity to participate in a wholesome environment in which they can experience a leisure time that is diversionary in character and to assist in promoting entertainment, pleasure, relaxation, and rewarding physical and mental development. In FY 2020-21, Parks and Recreation was reorganized into a new department. Parks and Recreation was combined with Arts and Culture, previously part of the Community Development Department, to create the new PARC Department (Parks, Arts, Recreation, and Culture). This new department now encompasses 30 parks, 10 recreation centers, 4 swimming pools, 3 golf courses, 2 tennis centers, 2 senior centers, 1 performing arts center, 1 nature station, and numerous athletic fields.

Statistical Information:

DESCRIPTION	FY 2022-23	FY 2023-24 ESTIMATED	FY 2024-25 PROJECTED
Youth Participation in Sports Programs	2,365	3,587	4,000
Youth Participation in Special Events	3,463	1,500	3,500
Therapeutic Recreation Participation	3,001	2,564	3,500
Adult Participation in Sports Programs	492	107	500

Status of FY 2023-24 Goals and Operational and Budgeted Goals for FY 2024-25:

The PARC Department has done a wonderful job adjusting to the ever-changing times in our country and communities. Several steps have been taken to ensure we meet the needs of our community.

- Prioritized the seeking of additional funding for parks for both small and large capital project projects.
- Continued to explore additional public-private partnerships to continue to provide dynamic recreational programs.
- Partnered with national programs to offer our youth athletic programs better sporting experiences and visibility.
- Diversified the use of recreation centers to better serve the diverse needs of our community.
- Diversified our Summer Camps by partnering with existing camps to offer better programming and experience.

While this year saw increases in Girard Park Pavilion usage and Beaver Park Pavilion usage, there were some drops in usage at other pavilions. This is likely attributed to the excessive heat of this year in combination with price increases within the economy making budgets shorter on average households. We do hope to increase numbers next year by either 10% of this year's numbers, or to get back to last year's numbers, whichever is greater. We'll do this by continuing to place a strong focus on customer satisfaction and working to keep our facilities in top condition.

Performance Measures:

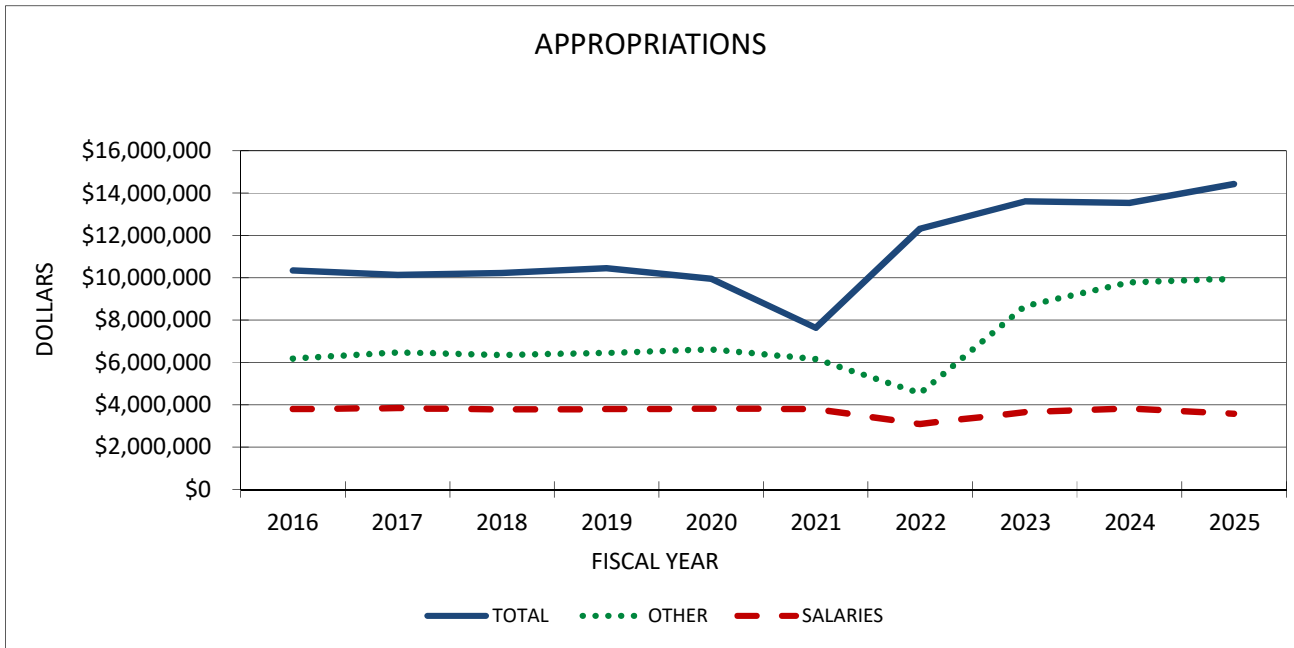
PERFORMANCE MEASURE	BENCHMARK	FY 2022-23 ACTUAL	FY 2023-24 ESTIMATED	FY 2024-25 FORECAST/GOAL
Girard Park Pavilion Rental Rate	52 Saturdays (100%)	19 (37%)	26 (50%)	29 (56%)
Heymann Park Pavilion Rental Rate	52 Saturdays (100%)	13 (25%)	10 (19%)	13 (25%)
PA Davis Park Pavilion Rental Rate	52 Saturdays (100%)	11 (21%)	6 (12%)	11 (21%)
Acadiana Park Pavilion Rental Rate	52 Saturdays (100%)	2 (4%)	2 (4%)	3 (6%)
Beaver Park Pavilion Rental Rate	52 Saturdays (100%)	2 (4%)	4 (8%)	5 (10%)
Debaillon Park Pavilion Rental Rate	52 Saturdays (100%)	3 (6%)	1 (2%)	3 (6%)



LAFAYETTE CONSOLIDATED GOVERNMENT
2024-25 ADOPTED BUDGET
PARKS, ARTS, RECREATION, CULTURE (PARC) DEPARTMENT

10 YEAR BUDGET HISTORY
APPROPRIATIONS, EXCLUDING CAPITAL

FISCAL YEAR	TOTAL	SALARIES	OTHER	STRENGTH	STRENGTH CHANGE
2016	\$10,335,496	3,853,945	6,481,551	116	0
2017	\$10,146,119	3,785,274	6,360,845	116	0
2018	\$10,235,289	3,789,124	6,446,165	116	0
2019	\$10,462,257	3,838,697	6,623,560	116	0
2020	\$9,964,418	3,808,570	6,155,848	116	0
2021	\$7,640,277	3,096,373	4,543,904	88	(28)
2022	\$12,323,499	3,660,682	8,662,817	100	12
2023	\$13,617,550	3,833,119	9,784,431	105	5
2024	\$13,538,527	3,578,178	9,960,349	105	0
2025	\$14,434,526	4,568,317	9,866,209	106	1



Significant Changes

2023-City and Parish Councils approved pay adjustment during FY2022 increasing salaries and benefits. The addition of five positions also caused an increase to salaries and benefits. The increase in Other is primarily due to increases in Uninsured Losses based on Risk Management claims reports, increased cost of transportation, and increases to Contractual Services offset by reductions in operations throughout the department.

2024-Overall decrease in expenditures is mainly due to reductions in Internal and External Appropriations and Equipment Maintenance due to purchase of new golf carts.

2025-City and Parish Councils approved a Pay Plan for FY2025 which increased salaries and benefits. The addition of one Accounting Specialist resulted in an increase in Personnel Strength.



**LAFAYETTE CONSOLIDATED GOVERNMENT
2024 - 2025 ADOPTED BUDGET
ANNUAL BUDGET BY DEPARTMENT**

PARKS ARTS RECREATION CULTURE RECAP

	Actual FY 22/23	Cur Budget FY 23/24	Actual At FY 23/24	Projected FY 23/24	Adopted FY 24/25	Adopted vs. Current
Expenditures by Type						
PERSONNEL SALARIES	3,909,396	4,266,651	1,894,806	4,308,033	5,301,978	24.27 %
EMPLOYEE BENEFITS	873,111	828,030	814,986	828,030	874,318	5.59 %
RETIREMENT SYSTEM	692,634	640,823	323,913	640,823	856,692	33.69 %
ACCRUED SICK/ANNUAL	161,521	-	50,668	-	1,400	100.00 %
PURCHASED SERVICES	5,799,981	6,320,338	3,013,138	6,282,326	6,357,243	0.58 %
MATERIALS & SUPPLIES	670,856	583,215	263,818	579,845	628,223	7.72 %
INTERNAL APPROPRIATIONS	272,198	619,591	-	610,789	209,150	-66.24 %
EXTERNAL APPROPRIATIONS	202,062	105,580	101,452	105,580	3,773	-96.43 %
UNINSURED LOSSES	142,216	166,971	2,993	225,408	176,749	5.86 %
MISCELLANEOUS EXPENSE	14,938	35,000	-	35,000	35,000	0.00 %
CAPITAL OUTLAY	3,566,558	17,658,998	2,703,291	17,659,004	2,355,500	-86.66 %
Total Expenditures	16,305,471	31,225,197	9,169,065	31,274,838	16,800,026	-46.20 %

**LAFAYETTE CONSOLIDATED GOVERNMENT
2024 - 2025 ADOPTED BUDGET
ANNUAL BUDGET BY DEPARTMENT**

PARKS ARTS RECREATION CULTURE

CODE	EXPENDITURE	ACTUAL	CUR BUDGET	ACTUAL AT	PROJECTED	ADOPTED	ADOPTED
		FY 22-23	FY 23-24	4/30/2024	FY 23-24	FY 24-25	VS CURRENT
PR-DIRECTOR'S OFFICE		652,827	831,296	425,816	851,827	731,563	-12.00 %
6100 PR-DIRECTOR'S OFFICE		652,827	831,296	425,816	851,827	731,563	-12.00 %
2016100	50000-0 PERSONNEL SALARIES	244,553	257,120	120,206	257,120	273,257	6.28 %
2016100	50200-0 OVERTIME	548	792	394	792	808	2.02 %
2016100	50400-0 GROUP HEALTH INSURANCE	34,990	32,964	32,964	32,964	38,494	16.78 %
2016100	50415-0 GROUP LIFE INSURANCE	907	1,121	549	1,121	1,218	8.65 %
2016100	50430-0 WORKERS COMP INSURANCE	1,362	1,388	1,388	1,388	1,476	6.34 %
2016100	50500-0 RETIREMENT/MEDICARE TAX	75,486	79,579	30,467	79,579	51,688	-35.05 %
TOTAL PERSONNEL COSTS		357,846	372,964	185,968	372,964	366,941	-1.61 %
2016100	50925-0 VEHICLE SUBSIDY LEASES	6,023	6,000	2,080	6,000	6,000	0.00 %
2016100	70000-0 DUES & LICENSES	0	346	0	346	346	0.00 %
2016100	70123-614 OTHER INSURANCE PREMIUMS-RM	199,545	303,560	235,448	303,560	235,005	-22.58 %
2016100	70200-0 POSTAGE/SHIPPING CHARGES	28	225	5	225	225	0.00 %
2016100	70500-0 TELECOMMUNICATIONS	654	3,150	252	3,150	3,150	0.00 %
2016100	70800-0 TRAVEL & MEETINGS	131	1,500	657	1,500	1,500	0.00 %
2016100	70902-0 DUPLICATING EQUIPMENT EXPENSES	2,324	3,321	1,406	3,321	3,321	0.00 %
2016100	71022-0 CONTR SERV-SAAS COSTS	0	10,469	0	10,469	10,469	0.00 %
2016100	78000-0 UNINSURED LOSSES	86,276	119,761	0	140,292	94,606	-21.00 %
TOTAL NON-PERSONNEL COSTS		294,981	448,332	239,848	468,863	354,622	-20.90 %
TOTAL FUND 201		652,827	821,296	425,816	841,827	721,563	-12.14 %
4016100	77140-0 RESERVE-DIRECTOR'S	0	10,000	0	0	0	-100.00 %
TOTAL NON-PERSONNEL COSTS		0	10,000	0	0	0	-100.00 %
TOTAL FUND 401		0	10,000	0	0	0	-100.00 %
4616100	77140-0 RESERVE-DIRECTOR'S	0	0	0	10,000	10,000	100.00 %
TOTAL NON-PERSONNEL COSTS		0	0	0	10,000	10,000	100.00 %
TOTAL FUND 461		0	0	0	10,000	10,000	100.00 %
PR-OPERATIONS & MAINTENANCE		3,183,206	16,155,298	2,463,191	16,155,298	2,976,202	-81.58 %
6120 PR-OPERATIONS & MAINTENANCE		3,183,206	16,155,298	2,463,191	16,155,298	2,976,202	-81.58 %
1276120	89000-0 CAPITAL OUTLAY	0	3,700,000	500,000	3,700,000	0	-100.00 %
TOTAL NON-PERSONNEL COSTS		0	3,700,000	500,000	3,700,000	0	-100.00 %
TOTAL FUND 127		0	3,700,000	500,000	3,700,000	0	-100.00 %
2016120	50000-0 PERSONNEL SALARIES	949,197	955,495	482,507	955,495	1,329,423	39.13 %
2016120	50100-0 TEMPORARY EMPLOYEES	4,746	7,500	0	7,500	7,500	0.00 %
2016120	50200-0 OVERTIME	4,070	5,000	1,294	5,000	5,100	2.00 %
2016120	50400-0 GROUP HEALTH INSURANCE	238,764	224,948	224,948	224,948	213,888	-4.92 %
2016120	50415-0 GROUP LIFE INSURANCE	3,818	6,493	2,764	6,493	7,629	17.50 %
2016120	50430-0 WORKERS COMP INSURANCE	6,044	6,108	6,108	6,108	7,176	17.49 %
2016120	50500-0 RETIREMENT/MEDICARE TAX	162,630	134,179	81,104	134,179	216,504	61.35 %
2016120	50900-0 ACCRUED SICK/ANNUAL LEAVE	57,449	0	50,668	0	1,400	100.00 %
TOTAL PERSONNEL COSTS		1,426,718	1,339,723	849,393	1,339,723	1,788,620	33.51 %
2016120	50600-0 TRAINING OF PERSONNEL	1,384	2,500	0	2,500	2,500	0.00 %
2016120	50800-0 UNIFORMS	4,934	10,503	4,140	10,503	10,503	0.00 %
2016120	63000-0 EQUIPMENT MAINTENANCE	7,673	6,030	2,257	6,030	6,030	0.00 %
2016120	65000-0 GROUNDS MAINTENANCE	14,900	9,000	3,433	9,000	29,000	222.22 %
2016120	66000-0 JANITORIAL SUPPLIES & SERVICES	22,000	15,042	7,158	15,042	19,042	26.59 %

**LAFAYETTE CONSOLIDATED GOVERNMENT
2024 - 2025 ADOPTED BUDGET
ANNUAL BUDGET BY DEPARTMENT**

PARKS ARTS RECREATION CULTURE

<u>CODE</u>	<u>EXPENDITURE</u>	<u>ACTUAL FY 22-23</u>	<u>CUR BUDGET FY 23-24</u>	<u>ACTUAL AT 4/30/2024</u>	<u>PROJECTED FY 23-24</u>	<u>ADOPTED FY 24-25</u>	<u>ADOPTED VS CURRENT</u>
2016120	67000-0 UTILITIES	303,502	362,000	121,779	362,000	362,000	0.00 %
2016120	70200-0 POSTAGE/SHIPPING CHARGES	1	50	1	50	50	0.00 %
2016120	70500-0 TELECOMMUNICATIONS	6,187	8,010	2,977	8,010	7,510	-6.24 %
2016120	70907-0 CONTRACTUAL SERVICES	87,198	130,979	42,988	130,979	160,979	22.90 %
2016120	71017-0 CONTR SERV-PROJECT GEAX MOW	162,475	165,604	47,250	165,604	165,604	0.00 %
2016120	72100-0 EQUIPMENT RENTAL	6,905	2,500	0	2,500	8,500	240.00 %
2016120	72600-0 TRANSPORTATION	248,652	190,500	87,067	190,500	186,690	-2.00 %
2016120	72700-0 SUPPLIES & MATERIALS	28,326	30,041	13,788	30,041	32,041	6.66 %
TOTAL NON-PERSONNEL COSTS		894,137	932,759	332,838	932,759	990,449	6.18 %
TOTAL FUND 201		2,320,855	2,272,482	1,182,231	2,272,482	2,779,069	22.29 %
2416120	71017-0 CONTR SERV-PROJECT GEAX MOW	25,240	40,000	8,220	40,000	32,000	-20.00 %
TOTAL NON-PERSONNEL COSTS		25,240	40,000	8,220	40,000	32,000	-20.00 %
TOTAL FUND 241		25,240	40,000	8,220	40,000	32,000	-20.00 %
2746120	89000-0 CAPITAL OUTLAY	9,033	26,781	9,234	26,781	0	-100.00 %
TOTAL NON-PERSONNEL COSTS		9,033	26,781	9,234	26,781	0	-100.00 %
TOTAL FUND 274		9,033	26,781	9,234	26,781	0	-100.00 %
2766120	67000-0 UTILITIES	2,902	17,972	4,509	17,972	17,972	0.00 %
2766120	70907-0 CONTRACTUAL SERVICES	524	2,161	786	2,161	2,161	0.00 %
2766120	89000-0 CAPITAL OUTLAY	0	530,410	500	530,410	0	-100.00 %
TOTAL NON-PERSONNEL COSTS		3,426	550,543	5,795	550,543	20,133	-96.34 %
TOTAL FUND 276		3,426	550,543	5,795	550,543	20,133	-96.34 %
4016120	89000-0 CAPITAL OUTLAY	659,496	6,202,648	244,874	0	0	-100.00 %
TOTAL NON-PERSONNEL COSTS		659,496	6,202,648	244,874	0	0	-100.00 %
TOTAL FUND 401		659,496	6,202,648	244,874	0	0	-100.00 %
4616120	89000-0 CAPITAL OUTLAY	0	0	0	4,240,584	100,000	100.00 %
TOTAL NON-PERSONNEL COSTS		0	0	0	4,240,584	100,000	100.00 %
TOTAL FUND 461		0	0	0	4,240,584	100,000	100.00 %
4856120	89000-0 CAPITAL OUTLAY	0	0	0	1,962,064	45,000	100.00 %
TOTAL NON-PERSONNEL COSTS		0	0	0	1,962,064	45,000	100.00 %
TOTAL FUND 485		0	0	0	1,962,064	45,000	100.00 %
6506120	89000-0 CAPITAL OUTLAY	113,136	3,329,864	479,469	3,329,864	0	-100.00 %
TOTAL NON-PERSONNEL COSTS		113,136	3,329,864	479,469	3,329,864	0	-100.00 %
TOTAL FUND 650		113,136	3,329,864	479,469	3,329,864	0	-100.00 %
6516120	89000-0 CAPITAL OUTLAY	52,020	32,980	33,368	32,980	0	-100.00 %
TOTAL NON-PERSONNEL COSTS		52,020	32,980	33,368	32,980	0	-100.00 %
TOTAL FUND 651		52,020	32,980	33,368	32,980	0	-100.00 %
PR-ATHLETIC PROGRAMS		611,992	1,087,273	284,120	1,087,275	754,446	-30.61 %
6130 PR-ATHLETIC PROGRAMS		448,732	810,004	245,897	810,004	549,120	-32.21 %
2016130	50000-0 PERSONNEL SALARIES	206,176	241,073	109,263	241,073	262,906	9.06 %
2016130	50100-0 TEMPORARY EMPLOYEES	16,674	8,712	639	41,712	21,712	149.22 %
2016130	50400-0 GROUP HEALTH INSURANCE	46,673	38,440	38,440	38,440	49,500	28.77 %

**LAFAYETTE CONSOLIDATED GOVERNMENT
2024 - 2025 ADOPTED BUDGET
ANNUAL BUDGET BY DEPARTMENT**

PARKS ARTS RECREATION CULTURE

CODE	EXPENDITURE	ACTUAL	CUR BUDGET	ACTUAL AT	PROJECTED	ADOPTED	ADOPTED
		FY 22-23	FY 23-24	4/30/2024	FY 23-24	FY 24-25	VS CURRENT
2016130	50415-0	851	1,433	646	1,433	1,571	9.63 %
2016130	50430-0	1,351	1,301	1,301	1,301	1,420	9.15 %
2016130	50500-0	46,934	50,263	22,930	50,263	37,364	-25.66 %
TOTAL PERSONNEL COSTS		318,659	341,222	173,219	374,222	374,473	9.74 %
2016130	50800-0	0	0	0	0	1,000	100.00 %
2016130	57020-0	39,303	53,387	19,220	43,387	51,387	-3.75 %
2016130	70030-0	1,871	19,000	2,407	19,000	19,000	0.00 %
2016130	70123-0	0	23,401	0	23,401	23,401	0.00 %
2016130	70200-0	1	200	0	200	200	0.00 %
2016130	70300-0	2,146	1,910	1,506	1,910	1,910	0.00 %
2016130	70400-0	0	240	118	240	240	0.00 %
2016130	70500-0	501	4,500	789	4,500	4,500	0.00 %
2016130	70700-0	1,700	1,700	1,600	1,700	1,700	0.00 %
2016130	70800-0	0	2,500	484	500	3,000	20.00 %
2016130	70907-0	33,326	56,875	27,833	40,875	40,875	-28.13 %
2016130	72600-0	5,256	6,500	5,313	6,500	6,370	-2.00 %
2016130	72700-0	846	2,000	1,299	2,000	2,000	0.00 %
2016130	80795-0	4,198	10,064	3,093	5,064	8,064	-19.87 %
TOTAL NON-PERSONNEL COSTS		89,148	182,277	63,662	149,277	163,647	-10.22 %
TOTAL FUND 201		407,807	523,499	236,881	523,499	538,120	2.79 %
2416130	70123-0	0	11,000	0	11,000	11,000	0.00 %
TOTAL NON-PERSONNEL COSTS		0	11,000	0	11,000	11,000	0.00 %
TOTAL FUND 241		0	11,000	0	11,000	11,000	0.00 %
4016130	89000-0	40,925	275,505	9,016	0	0	-100.00 %
TOTAL NON-PERSONNEL COSTS		40,925	275,505	9,016	0	0	-100.00 %
TOTAL FUND 401		40,925	275,505	9,016	0	0	-100.00 %
4616130	89000-0	0	0	0	250,000	0	0.00 %
TOTAL NON-PERSONNEL COSTS		0	0	0	250,000	0	0.00 %
TOTAL FUND 461		0	0	0	250,000	0	0.00 %
4856130	89000-0	0	0	0	25,505	0	0.00 %
TOTAL NON-PERSONNEL COSTS		0	0	0	25,505	0	0.00 %
TOTAL FUND 485		0	0	0	25,505	0	0.00 %
6131 PR-AP-SWIMMING		89,224	189,421	18,704	189,422	133,390	-29.58 %
2016131	50100-0	2,674	15,250	667	15,250	15,250	0.00 %
2016131	50500-0	205	250	51	250	2,334	833.60 %
TOTAL PERSONNEL COSTS		2,879	15,500	718	15,500	17,584	13.45 %
2016131	54060-0	1,127	2,000	0	2,000	2,000	0.00 %
2016131	63000-0	110	610	0	610	2,610	327.87 %
2016131	66000-0	14	568	0	568	1,136	100.00 %
2016131	67000-0	31,812	34,160	16,648	34,160	68,320	100.00 %
2016131	70907-0	1,271	1,500	63	1,500	5,000	233.33 %
2016131	72700-0	7,711	5,870	1,244	5,870	11,740	100.00 %
TOTAL NON-PERSONNEL COSTS		42,045	44,708	17,955	44,708	90,806	103.11 %

**LAFAYETTE CONSOLIDATED GOVERNMENT
2024 - 2025 ADOPTED BUDGET
ANNUAL BUDGET BY DEPARTMENT**

PARKS ARTS RECREATION CULTURE

<u>CODE</u>	<u>EXPENDITURE</u>	<u>ACTUAL FY 22-23</u>	<u>CUR BUDGET FY 23-24</u>	<u>ACTUAL AT 4/30/2024</u>	<u>PROJECTED FY 23-24</u>	<u>ADOPTED FY 24-25</u>	<u>ADOPTED VS CURRENT</u>
TOTAL FUND 201		44,924	60,208	18,673	60,208	108,390	80.03 %
4016131	89000-0 CAPITAL OUTLAY	44,300	129,213	31	0	0	-100.00 %
TOTAL NON-PERSONNEL COSTS		44,300	129,213	31	0	0	-100.00 %
TOTAL FUND 401		44,300	129,213	31	0	0	-100.00 %
4616131	89000-0 CAPITAL OUTLAY	0	0	0	4,888	25,000	100.00 %
TOTAL NON-PERSONNEL COSTS		0	0	0	4,888	25,000	100.00 %
TOTAL FUND 461		0	0	0	4,888	25,000	100.00 %
4856131	89000-0 CAPITAL OUTLAY	0	0	0	124,326	0	0.00 %
TOTAL NON-PERSONNEL COSTS		0	0	0	124,326	0	0.00 %
TOTAL FUND 485		0	0	0	124,326	0	0.00 %
6132 PR-AP-TENNIS		61,127	65,094	14,023	65,095	54,104	-16.88 %
2016132	50100-0 TEMPORARY EMPLOYEES	5,825	13,800	2,110	13,800	11,300	-18.12 %
2016132	50500-0 RETIREMENT/MEDICARE TAX	446	450	161	450	1,729	284.22 %
TOTAL PERSONNEL COSTS		6,271	14,250	2,271	14,250	13,029	-8.57 %
2016132	60000-0 BUILDING MAINTENANCE	58	850	33	850	2,850	235.29 %
2016132	67000-0 UTILITIES	35,254	25,000	8,400	25,000	25,000	0.00 %
2016132	70907-0 CONTRACTUAL SERVICES	1,804	2,000	134	2,000	2,000	0.00 %
2016132	72700-0 SUPPLIES & MATERIALS	1,215	1,225	306	1,225	1,225	0.00 %
TOTAL NON-PERSONNEL COSTS		38,331	29,075	8,873	29,075	31,075	6.88 %
TOTAL FUND 201		44,602	43,325	11,144	43,325	44,104	1.80 %
4016132	89000-0 CAPITAL OUTLAY	16,525	21,769	2,879	0	0	-100.00 %
TOTAL NON-PERSONNEL COSTS		16,525	21,769	2,879	0	0	-100.00 %
TOTAL FUND 401		16,525	21,769	2,879	0	0	-100.00 %
4856132	89000-0 CAPITAL OUTLAY	0	0	0	21,770	10,000	100.00 %
TOTAL NON-PERSONNEL COSTS		0	0	0	21,770	10,000	100.00 %
TOTAL FUND 485		0	0	0	21,770	10,000	100.00 %
6133 PR-AP-THERAPEUTIC RECREATION		12,909	22,754	5,496	22,754	17,832	-21.63 %
2016133	50100-0 TEMPORARY EMPLOYEES	9,855	14,000	4,223	14,000	14,000	0.00 %
2016133	50500-0 RETIREMENT/MEDICARE TAX	754	900	323	900	2,142	138.00 %
TOTAL PERSONNEL COSTS		10,609	14,900	4,546	14,900	16,142	8.34 %
2016133	70500-0 TELECOMMUNICATIONS	703	1,015	284	1,015	915	-9.85 %
2016133	72700-0 SUPPLIES & MATERIALS	752	775	223	775	775	0.00 %
2016133	72720-0 SUP & MAT-DONATIONS	0	1,068	0	1,068	0	-100.00 %
TOTAL NON-PERSONNEL COSTS		1,455	2,858	507	2,858	1,690	-40.87 %
TOTAL FUND 201		12,064	17,758	5,053	17,758	17,832	0.42 %
4016133	89000-0 CAPITAL OUTLAY	845	4,996	443	0	0	-100.00 %
TOTAL NON-PERSONNEL COSTS		845	4,996	443	0	0	-100.00 %
TOTAL FUND 401		845	4,996	443	0	0	-100.00 %
4616133	89000-0 CAPITAL OUTLAY	0	0	0	2,890	0	0.00 %

**LAFAYETTE CONSOLIDATED GOVERNMENT
2024 - 2025 ADOPTED BUDGET
ANNUAL BUDGET BY DEPARTMENT**

PARKS ARTS RECREATION CULTURE

CODE	EXPENDITURE	ACTUAL	CUR BUDGET	ACTUAL AT	PROJECTED	ADOPTED	ADOPTED VS
		FY 22-23	FY 23-24	4/30/2024	FY 23-24	FY 24-25	CURRENT
TOTAL NON-PERSONNEL COSTS		0	0	0	2,890	0	0.00 %
TOTAL FUND 461		0	0	0	2,890	0	0.00 %
4856133	89000-0 CAPITAL OUTLAY	0	0	0	2,106	0	0.00 %
TOTAL NON-PERSONNEL COSTS		0	0	0	2,106	0	0.00 %
TOTAL FUND 485		0	0	0	2,106	0	0.00 %
PR-CENTERS & OTHER PROGRAMS		2,387,048	2,930,953	1,243,851	2,930,953	2,997,826	2.28 %
6140 PR-CENTERS & PROGRAMS		2,221,723	2,596,231	1,138,669	2,596,231	2,820,534	8.64 %
2016140	50000-0 PERSONNEL SALARIES	448,029	444,443	215,024	444,443	565,616	27.26 %
2016140	50100-0 TEMPORARY EMPLOYEES	64,192	92,817	34,100	92,817	92,817	0.00 %
2016140	50200-0 OVERTIME	55,696	30,991	23,480	27,991	28,552	-7.87 %
2016140	50400-0 GROUP HEALTH INSURANCE	110,723	98,784	98,784	98,784	98,784	0.00 %
2016140	50415-0 GROUP LIFE INSURANCE	1,884	2,798	1,273	2,798	3,289	17.55 %
2016140	50430-0 WORKERS COMP INSURANCE	2,553	2,588	2,588	2,588	3,055	18.04 %
2016140	50500-0 RETIREMENT/MEDICARE TAX	101,773	89,436	49,061	89,436	129,420	44.71 %
2016140	50900-0 ACCRUED SICK/ANNUAL LEAVE	40,972	0	0	0	0	0.00 %
TOTAL PERSONNEL COSTS		825,822	761,857	424,310	758,857	921,533	20.96 %
2016140	50600-0 TRAINING OF PERSONNEL	6,200	5,000	2,500	5,000	5,000	0.00 %
2016140	50800-0 UNIFORMS	1,985	726	264	726	727	0.14 %
2016140	57010-0 INSTRUCTOR FEES	37,925	30,183	21,002	30,183	34,183	13.25 %
2016140	60000-0 BUILDING MAINTENANCE	16,931	0	0	0	17,000	100.00 %
2016140	63000-0 EQUIPMENT MAINTENANCE	7,365	11,000	9,755	11,000	15,000	36.36 %
2016140	65000-0 GROUNDS MAINTENANCE	6,012	3,100	390	3,100	6,000	93.55 %
2016140	66000-0 JANITORIAL SUPPLIES & SERVICES	12,388	17,500	12,199	17,500	17,500	0.00 %
2016140	67000-0 UTILITIES	257,469	281,366	107,893	281,366	281,366	0.00 %
2016140	70000-0 DUES & LICENSES	14,481	10,572	10,571	10,572	10,572	0.00 %
2016140	70200-0 POSTAGE/SHIPPING CHARGES	955	1,500	404	1,500	1,500	0.00 %
2016140	70400-0 PUBLICATION & RECORDATION	394	500	111	500	500	0.00 %
2016140	70500-0 TELECOMMUNICATIONS	37,759	38,853	18,888	38,853	38,853	0.00 %
2016140	70546-0 TELECOMM-PUBLIC WI-FI ACCESS	49,767	48,278	31,960	48,278	48,278	0.00 %
2016140	70700-0 TOURISM	0	3,296	2,996	3,296	5,000	51.70 %
2016140	70800-0 TRAVEL & MEETINGS	274	1,229	712	1,229	1,775	44.43 %
2016140	70906-0 REGULATORY FEES & PENALTIES	0	1,500	0	3,000	3,000	100.00 %
2016140	70907-0 CONTRACTUAL SERVICES	102,365	113,750	31,261	108,750	128,750	13.19 %
2016140	70915-0 CONTR SERV-CREDIT CARD EXP	6,333	4,320	3,584	4,320	4,320	0.00 %
2016140	72600-0 TRANSPORTATION	12,368	9,976	4,993	14,976	14,677	47.12 %
2016140	72700-0 SUPPLIES & MATERIALS	15,482	8,735	7,237	10,235	15,000	71.72 %
2016140	72720-0 SUP & MAT-DONATIONS	0	93	97	93	0	-100.00 %
2016140	72860-0 SUP & MAT-SUMMER CAMP T-SHIRTS	4,987	0	0	0	2,000	100.00 %
TOTAL NON-PERSONNEL COSTS		591,440	591,477	266,817	594,477	651,001	10.06 %
TOTAL FUND 201		1,417,262	1,353,334	691,127	1,353,334	1,572,534	16.20 %
4016140	89000-0 CAPITAL OUTLAY	804,461	1,242,897	447,542	0	0	-100.00 %
TOTAL NON-PERSONNEL COSTS		804,461	1,242,897	447,542	0	0	-100.00 %
TOTAL FUND 401		804,461	1,242,897	447,542	0	0	-100.00 %
4616140	89000-0 CAPITAL OUTLAY	0	0	0	464,991	1,248,000	100.00 %
TOTAL NON-PERSONNEL COSTS		0	0	0	464,991	1,248,000	100.00 %

**LAFAYETTE CONSOLIDATED GOVERNMENT
2024 - 2025 ADOPTED BUDGET
ANNUAL BUDGET BY DEPARTMENT**

PARKS ARTS RECREATION CULTURE

<u>CODE</u>	<u>EXPENDITURE</u>	<u>ACTUAL FY 22-23</u>	<u>CUR BUDGET FY 23-24</u>	<u>ACTUAL AT 4/30/2024</u>	<u>PROJECTED FY 23-24</u>	<u>ADOPTED FY 24-25</u>	<u>ADOPTED VS CURRENT</u>
TOTAL FUND 461		0	0	0	464,991	1,248,000	100.00 %
4856140	89000-0 CAPITAL OUTLAY	0	0	0	777,906	0	0.00 %
TOTAL NON-PERSONNEL COSTS		0	0	0	777,906	0	0.00 %
TOTAL FUND 485		0	0	0	777,906	0	0.00 %
8121 PR-HS-SENIOR CENTER		165,325	334,722	105,182	334,722	177,292	-47.03 %
1018121	50000-0 PERSONNEL SALARIES	45,183	76,480	35,134	76,480	84,232	10.14 %
1018121	50100-0 TEMPORARY EMPLOYEES	0	2,500	0	2,500	2,500	0.00 %
1018121	50200-0 OVERTIME	33	50	50	50	52	4.00 %
1018121	50400-0 GROUP HEALTH INSURANCE	23,366	10,952	10,952	10,952	10,952	0.00 %
1018121	50415-0 GROUP LIFE INSURANCE	192	456	205	456	503	10.31 %
1018121	50430-0 WORKERS COMP INSURANCE	412	413	413	413	455	10.17 %
1018121	50500-0 RETIREMENT/MEDICARE TAX	5,852	9,904	4,499	9,904	11,292	14.01 %
TOTAL PERSONNEL COSTS		75,038	100,755	51,253	100,755	109,986	9.16 %
1018121	50600-0 TRAINING OF PERSONNEL	0	0	0	250	500	100.00 %
1018121	60000-0 BUILDING MAINTENANCE	2,556	2,550	678	2,550	2,550	0.00 %
1018121	63000-0 EQUIPMENT MAINTENANCE	1,539	2,105	839	2,105	2,105	0.00 %
1018121	65000-0 GROUNDS MAINTENANCE	4,248	5,851	1,060	6,851	6,851	17.09 %
1018121	66000-0 JANITORIAL SUPPLIES & SERVICES	5,448	3,546	0	3,296	5,296	49.35 %
1018121	67000-0 UTILITIES	14,594	17,120	8,624	17,120	17,120	0.00 %
1018121	70123-614 OTHER INSURANCE PREMIUMS-RM	7,821	11,934	8,786	11,934	9,049	-24.17 %
1018121	70200-0 POSTAGE/SHIPPING CHARGES	0	336	213	336	336	0.00 %
1018121	70300-0 PRINTING & BINDING	0	1,064	0	1,064	2,064	93.98 %
1018121	70400-0 PUBLICATION & RECORDATION	0	150	0	150	150	0.00 %
1018121	70500-0 TELECOMMUNICATIONS	5,781	6,292	5,267	5,292	5,292	-15.89 %
1018121	70546-0 TELECOMM-PUBLIC WI-FI ACCESS	2,433	0	0	0	4,500	100.00 %
1018121	70902-0 DUPLICATING EQUIPMENT EXPENSES	601	634	539	634	634	0.00 %
1018121	70907-0 CONTRACTUAL SERVICES	4,123	5,859	3,113	5,859	5,859	0.00 %
1018121	72700-0 SUPPLIES & MATERIALS	1,681	2,500	1,495	2,500	5,000	100.00 %
TOTAL NON-PERSONNEL COSTS		50,825	59,941	30,614	59,941	67,306	12.29 %
TOTAL FUND 101		125,863	160,696	81,867	160,696	177,292	10.33 %
1288121	89000-0 CAPITAL OUTLAY	0	2,000	0	2,000	0	-100.00 %
TOTAL NON-PERSONNEL COSTS		0	2,000	0	2,000	0	-100.00 %
TOTAL FUND 128		0	2,000	0	2,000	0	-100.00 %
4018121	89000-0 CAPITAL OUTLAY	39,462	172,026	23,315	0	0	-100.00 %
TOTAL NON-PERSONNEL COSTS		39,462	172,026	23,315	0	0	-100.00 %
TOTAL FUND 401		39,462	172,026	23,315	0	0	-100.00 %
4858121	89000-0 CAPITAL OUTLAY	0	0	0	172,026	0	0.00 %
TOTAL NON-PERSONNEL COSTS		0	0	0	172,026	0	0.00 %
TOTAL FUND 485		0	0	0	172,026	0	0.00 %
PR-ARTS & CULTURE		4,739,916	5,941,283	2,282,215	5,933,335	5,097,694	-14.20 %
8181 PR-AC-ADMINISTRATION		158,954	189,172	58,188	189,172	172,427	-8.85 %
2048181	50000-0 PERSONNEL SALARIES	84,304	85,661	30,918	85,661	89,550	4.54 %
2048181	50400-0 GROUP HEALTH INSURANCE	5,812	5,476	5,476	5,476	11,006	100.99 %
2048181	50415-0 GROUP LIFE INSURANCE	355	372	179	372	372	0.00 %

**LAFAYETTE CONSOLIDATED GOVERNMENT
2024 - 2025 ADOPTED BUDGET
ANNUAL BUDGET BY DEPARTMENT**

PARKS ARTS RECREATION CULTURE

CODE	EXPENDITURE	ACTUAL	CUR BUDGET	ACTUAL AT	PROJECTED	ADOPTED	ADOPTED VS
		FY 22-23	FY 23-24	4/30/2024	FY 23-24	FY 24-25	CURRENT
2048181	50430-0	453	463	463	463	484	4.54 %
2048181	50500-0	26,087	26,512	9,563	26,512	26,372	-0.53 %
TOTAL PERSONNEL COSTS		117,011	118,484	46,599	118,484	127,784	7.85 %
2048181	50600-0	7,916	8,203	1,561	4,603	4,603	-43.89 %
2048181	57140-0	21,178	22,572	9,533	22,572	22,572	0.00 %
2048181	70700-0	0	868	495	4,468	4,468	414.75 %
2048181	70740-0	12,849	13,000	0	13,000	13,000	0.00 %
TOTAL NON-PERSONNEL COSTS		41,943	44,643	11,589	44,643	44,643	0.00 %
TOTAL FUND 204		158,954	163,127	58,188	163,127	172,427	5.70 %
4018181	89000-0	0	26,045	0	0	0	-100.00 %
TOTAL NON-PERSONNEL COSTS		0	26,045	0	0	0	-100.00 %
TOTAL FUND 401		0	26,045	0	0	0	-100.00 %
4618181	89000-0	0	0	0	26,045	0	0.00 %
TOTAL NON-PERSONNEL COSTS		0	0	0	26,045	0	0.00 %
TOTAL FUND 461		0	0	0	26,045	0	0.00 %
8182 PR-AC-HPACC		3,571,691	4,183,238	1,756,460	4,175,143	3,728,722	-10.87 %
2048182	50000-0	255,449	266,700	121,760	266,700	342,270	28.34 %
2048182	50100-0	23,107	65,246	14,325	65,246	65,246	0.00 %
2048182	50120-0	10,536	42,200	5,281	42,200	42,200	0.00 %
2048182	50132-0	20,100	24,000	14,149	24,000	24,000	0.00 %
2048182	50133-0	8,478	24,000	5,516	24,000	24,000	0.00 %
2048182	50200-0	59,768	37,854	35,547	37,854	38,611	2.00 %
2048182	50400-0	52,485	49,446	49,446	49,446	65,982	33.44 %
2048182	50415-0	1,087	1,531	715	1,531	2,029	32.53 %
2048182	50430-0	1,356	1,385	1,385	1,385	1,849	33.50 %
2048182	50500-0	51,051	42,864	25,964	42,864	62,815	46.54 %
TOTAL PERSONNEL COSTS		483,417	555,226	274,088	555,226	669,002	20.49 %
2048182	67000-0	165,955	156,400	84,382	156,400	156,400	0.00 %
2048182	70000-0	1,576	1,987	1,615	1,987	1,987	0.00 %
2048182	70123-614	90,565	146,019	107,485	146,019	110,705	-24.18 %
2048182	70200-0	0	591	105	591	591	0.00 %
2048182	70300-0	0	796	0	796	796	0.00 %
2048182	70400-0	216	500	0	500	500	0.00 %
2048182	70500-0	5,287	9,380	1,305	9,380	9,380	0.00 %
2048182	70907-0	105,270	100,609	46,264	100,609	100,609	0.00 %
2048182	71004-0	6,676	10,500	3,586	10,500	10,500	0.00 %
2048182	71005-0	269,561	222,920	169,531	222,920	222,920	0.00 %
2048182	72600-0	789	4,649	80	4,649	4,556	-2.00 %
2048182	72700-0	13,325	17,500	6,216	17,500	17,500	0.00 %
2048182	72852-0	3,327	3,456	1,337	3,456	3,456	0.00 %
2048182	78000-0	3,807	90	0	797	2,591	2,778.89 %
2048182	80710-0	24,838	28,500	899	28,500	28,500	0.00 %
2048182	80730-0	14,938	25,000	0	25,000	25,000	0.00 %
TOTAL NON-PERSONNEL COSTS		706,130	728,897	422,805	729,604	695,991	-4.51 %
TOTAL FUND 204		1,189,547	1,284,123	696,893	1,284,830	1,364,993	6.30 %
2058182	70200-0	3,262	3,100	0	3,100	3,100	0.00 %

**LAFAYETTE CONSOLIDATED GOVERNMENT
2024 - 2025 ADOPTED BUDGET
ANNUAL BUDGET BY DEPARTMENT**

PARKS ARTS RECREATION CULTURE

<u>CODE</u>		<u>EXPENDITURE</u>	<u>ACTUAL FY 22-23</u>	<u>CUR BUDGET FY 23-24</u>	<u>ACTUAL AT 4/30/2024</u>	<u>PROJECTED FY 23-24</u>	<u>ADOPTED FY 24-25</u>	<u>ADOPTED VS CURRENT</u>
2058182	70900-0	BANK SERVICE CHARGES	524	900	53	900	900	0.00 %
2058182	70909-0	CONTR SERV-TM ARCHTICS FEES	49,128	45,000	6,916	45,000	45,000	0.00 %
2058182	70915-0	CONTR SERV-CREDIT CARD EXP	39,892	67,037	16,520	67,037	67,037	0.00 %
2058182	70944-0	CONTR SERV-PRODUCTION EXPENSE	912,690	789,150	336,689	789,150	789,150	0.00 %
2058182	70946-0	CONTR SERV-PROMOTER'S EXPENSE	983,101	1,249,392	642,773	1,249,392	1,249,392	0.00 %
2058182	74000-204	INT APP-HPACC FUND	272,198	619,591	0	610,789	209,150	-66.24 %
TOTAL NON-PERSONNEL COSTS			2,260,795	2,774,170	1,002,951	2,765,368	2,363,729	-14.80 %
TOTAL FUND 205			2,260,795	2,774,170	1,002,951	2,765,368	2,363,729	-14.80 %
4018182	89000-0	CAPITAL OUTLAY	121,349	124,945	56,616	0	0	-100.00 %
TOTAL NON-PERSONNEL COSTS			121,349	124,945	56,616	0	0	-100.00 %
TOTAL FUND 401			121,349	124,945	56,616	0	0	-100.00 %
4618182	89000-0	CAPITAL OUTLAY	0	0	0	118,773	0	0.00 %
TOTAL NON-PERSONNEL COSTS			0	0	0	118,773	0	0.00 %
TOTAL FUND 461			0	0	0	118,773	0	0.00 %
4858182	89000-0	CAPITAL OUTLAY	0	0	0	6,172	0	0.00 %
TOTAL NON-PERSONNEL COSTS			0	0	0	6,172	0	0.00 %
TOTAL FUND 485			0	0	0	6,172	0	0.00 %
8183 PR-AC-LAFAYETTE SCIENCE MUSEUM			469,219	424,173	225,717	424,319	295,292	-30.38 %
2028183	76474-0	EXT APP-MERS	2,062	5,580	1,452	5,580	3,773	-32.38 %
TOTAL PERSONNEL COSTS			2,062	5,580	1,452	5,580	3,773	-32.38 %
2028183	60000-0	BUILDING MAINTENANCE	4,696	8,960	1,830	8,960	14,011	56.37 %
2028183	67000-0	UTILITIES	150	300	63	300	300	0.00 %
2028183	67060-0	UTILITIES-HEYMANN BLDG	162,554	184,500	37,122	184,500	184,500	0.00 %
2028183	70123-614	OTHER INSURANCE PREMIUMS-RM	75,327	114,342	84,182	114,342	86,704	-24.17 %
2028183	70300-0	PRINTING & BINDING	0	873	0	873	873	0.00 %
2028183	70500-0	TELECOMMUNICATIONS	728	1,830	822	1,830	1,830	0.00 %
2028183	70907-0	CONTRACTUAL SERVICES	551	2,750	26	2,750	2,750	0.00 %
2028183	72700-0	SUPPLIES & MATERIALS	2,238	250	220	250	250	0.00 %
2028183	76671-0	EXT APP-UL LAFAYETTE	200,000	100,000	100,000	100,000	0	-100.00 %
2028183	78000-0	UNINSURED LOSSES	0	0	0	145	301	100.00 %
TOTAL NON-PERSONNEL COSTS			446,244	413,805	224,265	413,950	291,519	-29.55 %
TOTAL FUND 202			448,306	419,385	225,717	419,530	295,292	-29.59 %
4018183	89000-0	CAPITAL OUTLAY	20,913	4,788	0	0	0	-100.00 %
TOTAL NON-PERSONNEL COSTS			20,913	4,788	0	0	0	-100.00 %
TOTAL FUND 401			20,913	4,788	0	0	0	-100.00 %
4858183	89000-0	CAPITAL OUTLAY	0	0	0	4,789	0	0.00 %
TOTAL NON-PERSONNEL COSTS			0	0	0	4,789	0	0.00 %
TOTAL FUND 485			0	0	0	4,789	0	0.00 %
8184 PR-AC-NATURE STATION			166,987	431,073	78,229	431,074	263,341	-38.91 %
1278184	89000-0	CAPITAL OUTLAY	0	19,177	0	19,177	0	-100.00 %
TOTAL NON-PERSONNEL COSTS			0	19,177	0	19,177	0	-100.00 %

**LAFAYETTE CONSOLIDATED GOVERNMENT
2024 - 2025 ADOPTED BUDGET
ANNUAL BUDGET BY DEPARTMENT**

PARKS ARTS RECREATION CULTURE

CODE	EXPENDITURE	ACTUAL	CUR BUDGET	ACTUAL AT	PROJECTED	ADOPTED	ADOPTED VS
		FY 22-23	FY 23-24	4/30/2024	FY 23-24	FY 24-25	CURRENT
TOTAL FUND 127		0	19,177	0	19,177	0	-100.00 %
2028184	50000-0 PERSONNEL SALARIES	75,275	77,300	34,181	77,300	88,345	14.29 %
2028184	50100-0 TEMPORARY EMPLOYEES	38,712	28,772	14,874	28,772	28,772	0.00 %
2028184	50200-0 OVERTIME	702	1,428	17	1,428	1,457	2.03 %
2028184	50400-0 GROUP HEALTH INSURANCE	11,624	10,952	10,952	10,952	10,952	0.00 %
2028184	50415-0 GROUP LIFE INSURANCE	322	462	206	462	527	14.07 %
2028184	50430-0 WORKERS COMP INSURANCE	409	417	417	417	477	14.39 %
2028184	50500-0 RETIREMENT/MEDICARE TAX	21,235	18,618	9,458	18,618	24,856	33.51 %
TOTAL PERSONNEL COSTS		148,279	137,949	70,105	137,949	155,386	12.64 %
2028184	60000-0 BUILDING MAINTENANCE	0	600	0	600	600	0.00 %
2028184	66000-0 JANITORIAL SUPPLIES & SERVICES	121	210	0	210	210	0.00 %
2028184	67000-0 UTILITIES	2,108	1,900	971	1,900	1,900	0.00 %
2028184	70123-614 OTHER INSURANCE PREMIUMS-RM	889	1,662	1,220	1,662	1,257	-24.37 %
2028184	70500-0 TELECOMMUNICATIONS	4,012	4,100	2,043	4,100	4,100	0.00 %
2028184	70907-0 CONTRACTUAL SERVICES	3,120	11,800	1,889	11,800	11,800	0.00 %
2028184	72600-0 TRANSPORTATION	189	2,180	171	2,180	588	-73.03 %
2028184	72700-0 SUPPLIES & MATERIALS	2,139	3,000	978	3,000	3,000	0.00 %
TOTAL NON-PERSONNEL COSTS		12,578	25,452	7,272	25,452	23,455	-7.85 %
TOTAL FUND 202		160,857	163,401	77,377	163,401	178,841	9.45 %
4018184	89000-0 CAPITAL OUTLAY	6,130	248,495	852	0	0	-100.00 %
TOTAL NON-PERSONNEL COSTS		6,130	248,495	852	0	0	-100.00 %
TOTAL FUND 401		6,130	248,495	852	0	0	-100.00 %
4618184	89000-0 CAPITAL OUTLAY	0	0	0	105,553	14,500	100.00 %
TOTAL NON-PERSONNEL COSTS		0	0	0	105,553	14,500	100.00 %
TOTAL FUND 461		0	0	0	105,553	14,500	100.00 %
4858184	89000-0 CAPITAL OUTLAY	0	0	0	142,943	70,000	100.00 %
TOTAL NON-PERSONNEL COSTS		0	0	0	142,943	70,000	100.00 %
TOTAL FUND 485		0	0	0	142,943	70,000	100.00 %
8185 PR-AC-MAINTENANCE		373,065	713,627	163,621	713,627	637,912	-10.61 %
2048185	50000-0 PERSONNEL SALARIES	108,416	162,016	53,175	162,016	192,817	19.01 %
2048185	50100-0 TEMPORARY EMPLOYEES	7,502	31,250	3,160	31,250	31,250	0.00 %
2048185	50200-0 OVERTIME	24,683	18,360	7,839	18,360	18,727	2.00 %
2048185	50400-0 GROUP HEALTH INSURANCE	40,802	32,910	32,910	32,910	32,910	0.00 %
2048185	50415-0 GROUP LIFE INSURANCE	466	967	300	967	1,151	19.03 %
2048185	50430-0 WORKERS COMP INSURANCE	863	874	874	874	1,041	19.11 %
2048185	50500-0 RETIREMENT/MEDICARE TAX	17,779	20,981	8,133	20,981	29,764	41.86 %
TOTAL PERSONNEL COSTS		200,511	267,358	106,391	267,358	307,660	15.07 %
2048185	60000-0 BUILDING MAINTENANCE	12,730	19,300	7,975	14,300	14,300	-25.91 %
2048185	63000-0 EQUIPMENT MAINTENANCE	45,114	47,911	13,713	52,911	56,138	17.17 %
2048185	66000-0 JANITORIAL SUPPLIES & SERVICES	14,537	15,785	6,580	15,785	15,785	0.00 %
2048185	70500-0 TELECOMMUNICATIONS	482	475	218	475	475	0.00 %
2048185	72700-0 SUPPLIES & MATERIALS	3,523	8,554	4,547	8,554	8,554	0.00 %
TOTAL NON-PERSONNEL COSTS		76,386	92,025	33,033	92,025	95,252	3.51 %
TOTAL FUND 204		276,897	359,383	139,424	359,383	402,912	12.11 %

**LAFAYETTE CONSOLIDATED GOVERNMENT
2024 - 2025 ADOPTED BUDGET
ANNUAL BUDGET BY DEPARTMENT**

PARKS ARTS RECREATION CULTURE

<u>CODE</u>	<u>EXPENDITURE</u>	<u>ACTUAL FY 22-23</u>	<u>CUR BUDGET FY 23-24</u>	<u>ACTUAL AT 4/30/2024</u>	<u>PROJECTED FY 23-24</u>	<u>ADOPTED FY 24-25</u>	<u>ADOPTED VS CURRENT</u>
4018185	89000-0 CAPITAL OUTLAY	96,168	354,244	24,197	0	0	-100.00 %
TOTAL NON-PERSONNEL COSTS		96,168	354,244	24,197	0	0	-100.00 %
TOTAL FUND 401		96,168	354,244	24,197	0	0	-100.00 %
4618185	89000-0 CAPITAL OUTLAY	0	0	0	288,771	235,000	100.00 %
TOTAL NON-PERSONNEL COSTS		0	0	0	288,771	235,000	100.00 %
TOTAL FUND 461		0	0	0	288,771	235,000	100.00 %
4858185	89000-0 CAPITAL OUTLAY	0	0	0	65,473	0	0.00 %
TOTAL NON-PERSONNEL COSTS		0	0	0	65,473	0	0.00 %
TOTAL FUND 485		0	0	0	65,473	0	0.00 %
PR-GOLF COURSES		4,730,482	4,279,094	2,469,872	4,316,150	4,242,295	-0.86 %
6170 PR-J&L HEBERT MUNI GOLF COURSE		1,301,050	1,195,585	676,950	1,230,326	1,012,888	-15.28 %
1276170	89000-0 CAPITAL OUTLAY	0	300,000	241,750	300,000	0	-100.00 %
TOTAL NON-PERSONNEL COSTS		0	300,000	241,750	300,000	0	-100.00 %
TOTAL FUND 127		0	300,000	241,750	300,000	0	-100.00 %
2096170	50000-0 PERSONNEL SALARIES	216,763	266,669	86,219	266,669	309,341	16.00 %
2096170	50100-0 TEMPORARY EMPLOYEES	85,669	79,350	63,924	79,350	79,350	0.00 %
2096170	50200-0 OVERTIME	0	208	0	208	212	1.92 %
2096170	50400-0 GROUP HEALTH INSURANCE	58,297	71,512	71,512	71,512	60,452	-15.47 %
2096170	50415-0 GROUP LIFE INSURANCE	745	1,499	396	1,499	1,727	15.21 %
2096170	50430-0 WORKERS COMP INSURANCE	1,376	1,441	1,441	1,441	1,669	15.82 %
2096170	50500-0 RETIREMENT/MEDICARE TAX	48,661	47,371	21,661	47,371	64,382	35.91 %
2096170	50900-0 ACCRUED SICK/ANNUAL LEAVE	68	0	0	0	0	0.00 %
TOTAL PERSONNEL COSTS		411,579	468,050	245,153	468,050	517,133	10.49 %
2096170	50600-0 TRAINING OF PERSONNEL	700	0	0	0	0	0.00 %
2096170	50800-0 UNIFORMS	2,183	2,428	672	2,428	2,428	0.00 %
2096170	60000-0 BUILDING MAINTENANCE	3,264	3,300	2,706	3,300	3,300	0.00 %
2096170	63000-0 EQUIPMENT MAINTENANCE	4,391	4,500	4,477	4,500	4,500	0.00 %
2096170	63040-0 EQUIP MAINT-GOLF CART REPAIRS	37,312	0	0	0	0	0.00 %
2096170	65000-0 GROUNDS MAINTENANCE	3,826	4,200	3,930	4,200	4,200	0.00 %
2096170	65010-0 GROUNDS MAINT-HERBICIDE	82,831	58,877	39,148	63,731	63,731	8.24 %
2096170	66000-0 JANITORIAL SUPPLIES & SERVICES	10,500	16,800	7,200	11,946	14,400	-14.29 %
2096170	67000-0 UTILITIES	53,077	40,000	18,372	40,000	40,000	0.00 %
2096170	70000-0 DUES & LICENSES	2,247	2,241	0	2,241	2,241	0.00 %
2096170	70111-0 INS PREM-GOLF PRO LIAB	0	10,517	0	10,517	10,517	0.00 %
2096170	70123-614 OTHER INSURANCE PREMIUMS-RM	10,186	16,547	12,170	16,547	12,535	-24.25 %
2096170	70200-0 POSTAGE/SHIPPING CHARGES	9	516	6	516	516	0.00 %
2096170	70300-0 PRINTING & BINDING	0	273	0	273	273	0.00 %
2096170	70400-0 PUBLICATION & RECORDATION	0	100	0	100	100	0.00 %
2096170	70500-0 TELECOMMUNICATIONS	9,506	9,940	4,872	9,940	9,940	0.00 %
2096170	70546-0 TELECOMM-PUBLIC WI-FI ACCESS	3,299	3,300	1,663	3,300	3,300	0.00 %
2096170	70600-0 TESTING EXPENSE	0	1,800	0	1,800	1,800	0.00 %
2096170	70700-0 TOURISM	0	100	75	100	100	0.00 %
2096170	70900-0 BANK SERVICE CHARGES	15,612	14,368	5,445	14,368	14,368	0.00 %
2096170	70906-0 REGULATORY FEES & PENALTIES	0	86	0	86	86	0.00 %
2096170	70907-0 CONTRACTUAL SERVICES	48,661	71,244	34,996	71,244	71,244	0.00 %
2096170	72100-0 EQUIPMENT RENTAL	451	900	226	900	900	0.00 %

**LAFAYETTE CONSOLIDATED GOVERNMENT
2024 - 2025 ADOPTED BUDGET
ANNUAL BUDGET BY DEPARTMENT**

PARKS ARTS RECREATION CULTURE

CODE	EXPENDITURE	ACTUAL	CUR BUDGET	ACTUAL AT	PROJECTED	ADOPTED	ADOPTED
		FY 22-23	FY 23-24	4/30/2024	FY 23-24	FY 24-25	VS CURRENT
2096170	72600-0	74,777	55,489	30,777	55,489	55,489	0.00 %
2096170	72700-0	17,078	10,597	9,654	10,597	10,597	0.00 %
2096170	78000-0	(957)	4,955	0	39,696	2,190	-55.80 %
2096170	78020-0	10,915	10,000	2,993	10,000	10,000	0.00 %
TOTAL NON-PERSONNEL COSTS		389,868	343,078	179,382	377,819	338,755	-1.26 %
TOTAL FUND 209		801,447	811,128	424,535	845,869	855,888	5.52 %
4016170	89000-0	499,603	84,457	10,665	0	0	-100.00 %
TOTAL NON-PERSONNEL COSTS		499,603	84,457	10,665	0	0	-100.00 %
TOTAL FUND 401		499,603	84,457	10,665	0	0	-100.00 %
4616170	89000-0	0	0	0	3,615	70,000	100.00 %
TOTAL NON-PERSONNEL COSTS		0	0	0	3,615	70,000	100.00 %
TOTAL FUND 461		0	0	0	3,615	70,000	100.00 %
4856170	89000-0	0	0	0	80,842	87,000	100.00 %
TOTAL NON-PERSONNEL COSTS		0	0	0	80,842	87,000	100.00 %
TOTAL FUND 485		0	0	0	80,842	87,000	100.00 %
6171 PR-VIEUX CHENES GOLF COURSE		1,621,851	1,315,356	820,219	1,315,392	1,310,209	-0.39 %
1276171	89000-0	0	350,000	304,750	350,000	0	-100.00 %
TOTAL NON-PERSONNEL COSTS		0	350,000	304,750	350,000	0	-100.00 %
TOTAL FUND 127		0	350,000	304,750	350,000	0	-100.00 %
2096171	50000-0	219,946	265,757	108,719	265,757	367,063	38.12 %
2096171	50100-0	94,677	40,778	33,897	45,160	80,000	96.18 %
2096171	50200-0	642	1,040	0	1,040	1,061	2.02 %
2096171	50400-0	75,792	76,934	76,934	76,934	82,464	7.19 %
2096171	50415-0	931	1,733	643	1,733	2,072	19.56 %
2096171	50430-0	1,657	1,651	1,651	1,651	1,981	19.99 %
2096171	50500-0	47,804	38,078	21,501	38,078	73,698	93.54 %
2096171	50900-0	52,806	0	0	0	0	0.00 %
TOTAL PERSONNEL COSTS		494,255	425,971	243,345	430,353	608,339	42.81 %
2096171	50600-0	380	1,000	395	1,000	1,000	0.00 %
2096171	50800-0	1,636	5,724	1,338	7,224	7,224	26.21 %
2096171	60000-0	6,078	3,956	3,094	3,956	4,556	15.17 %
2096171	63000-0	4,617	5,464	1,552	5,184	14,034	156.84 %
2096171	63040-0	79,741	0	0	0	0	0.00 %
2096171	63050-0	618	1,864	945	1,864	1,864	0.00 %
2096171	65000-0	12,678	14,174	8,994	13,824	15,899	12.17 %
2096171	65010-0	82,423	95,488	50,629	95,488	109,811	15.00 %
2096171	66000-0	11,612	11,232	3,892	11,232	11,232	0.00 %
2096171	67000-0	53,979	47,500	19,107	47,500	47,500	0.00 %
2096171	70000-0	1,467	1,339	650	1,339	1,339	0.00 %
2096171	70123-614	14,426	30,422	22,383	30,422	23,053	-24.22 %
2096171	70200-0	10	150	0	150	150	0.00 %
2096171	70500-0	13,144	13,000	6,518	13,000	13,000	0.00 %
2096171	70546-0	3,299	3,301	1,663	3,301	3,301	0.00 %
2096171	70600-0	0	864	0	864	864	0.00 %
2096171	70900-0	27,049	30,576	8,488	30,576	30,576	0.00 %

**LAFAYETTE CONSOLIDATED GOVERNMENT
2024 - 2025 ADOPTED BUDGET
ANNUAL BUDGET BY DEPARTMENT**

PARKS ARTS RECREATION CULTURE

<u>CODE</u>	<u>EXPENDITURE</u>	<u>ACTUAL FY 22-23</u>	<u>CUR BUDGET FY 23-24</u>	<u>ACTUAL AT 4/30/2024</u>	<u>PROJECTED FY 23-24</u>	<u>ADOPTED FY 24-25</u>	<u>ADOPTED VS CURRENT</u>
2096171	70906-0	REGULATORY FEES & PENALTIES	291	0	0	0	0.00 %
2096171	70907-0	CONTRACTUAL SERVICES	90,856	129,594	87,315	123,712	123,712 -4.54 %
2096171	72100-0	EQUIPMENT RENTAL	0	432	0	432	432 0.00 %
2096171	72600-0	TRANSPORTATION	87,842	72,188	35,122	72,188	87,842 21.69 %
2096171	72700-0	SUPPLIES & MATERIALS	26,513	24,910	19,928	25,540	29,371 17.91 %
2096171	78000-0	UNINSURED LOSSES	0	500	0	535	1,110 122.00 %
TOTAL NON-PERSONNEL COSTS			518,659	493,678	272,013	489,331	527,870 6.93 %
TOTAL FUND 209			1,012,914	919,649	515,358	919,684	1,136,209 23.55 %
4016171	89000-0	CAPITAL OUTLAY	608,937	45,707	111	0	0 -100.00 %
TOTAL NON-PERSONNEL COSTS			608,937	45,707	111	0	0 -100.00 %
TOTAL FUND 401			608,937	45,707	111	0	0 -100.00 %
4616171	89000-0	CAPITAL OUTLAY	0	0	0	28,642	25,000 100.00 %
TOTAL NON-PERSONNEL COSTS			0	0	0	28,642	25,000 100.00 %
TOTAL FUND 461			0	0	0	28,642	25,000 100.00 %
4856171	89000-0	CAPITAL OUTLAY	0	0	0	17,066	149,000 100.00 %
TOTAL NON-PERSONNEL COSTS			0	0	0	17,066	149,000 100.00 %
TOTAL FUND 485			0	0	0	17,066	149,000 100.00 %
6172 PR-WETLANDS GOLF COURSE			1,807,581	1,768,153	972,703	1,770,432	1,919,198 8.54 %
1276172	89000-0	CAPITAL OUTLAY	0	350,000	294,800	350,000	0 -100.00 %
TOTAL NON-PERSONNEL COSTS			0	350,000	294,800	350,000	0 -100.00 %
TOTAL FUND 127			0	350,000	294,800	350,000	0 -100.00 %
2096172	50000-0	PERSONNEL SALARIES	415,802	482,878	187,832	489,878	663,497 37.40 %
2096172	50100-0	TEMPORARY EMPLOYEES	101,394	98,000	44,382	98,000	98,000 0.00 %
2096172	50200-0	OVERTIME	20	1,161	0	1,161	1,184 1.98 %
2096172	50400-0	GROUP HEALTH INSURANCE	139,901	131,802	131,802	131,802	148,392 12.59 %
2096172	50415-0	GROUP LIFE INSURANCE	1,630	3,100	1,045	3,100	3,791 22.29 %
2096172	50430-0	WORKERS COMP INSURANCE	2,858	2,916	2,916	2,916	3,580 22.77 %
2096172	50500-0	RETIREMENT/MEDICARE TAX	85,937	81,438	39,037	81,438	122,332 50.21 %
2096172	50900-0	ACCRUED SICK/ANNUAL LEAVE	10,226	0	0	0	0 0.00 %
TOTAL PERSONNEL COSTS			757,768	801,295	407,014	808,295	1,040,776 29.89 %
2096172	50600-0	TRAINING OF PERSONNEL	2,940	2,000	150	2,000	5,200 160.00 %
2096172	50800-0	UNIFORMS	2,488	4,192	2,043	4,192	4,192 0.00 %
2096172	60000-0	BUILDING MAINTENANCE	4,813	2,872	1,475	2,872	7,872 174.09 %
2096172	63000-0	EQUIPMENT MAINTENANCE	54,755	46,000	31,438	46,000	46,000 0.00 %
2096172	63040-0	EQUIP MAINT-GOLF CART REPAIRS	56,181	0	0	0	5,000 100.00 %
2096172	63050-0	EQUIP MAINT-IRRIGATION REPAIRS	4,049	3,500	2,679	3,500	10,000 185.71 %
2096172	65000-0	GROUPS MAINTENANCE	873	3,184	2,375	3,184	3,184 0.00 %
2096172	65010-0	GROUPS MAINT-HERBICIDE	143,302	138,240	67,650	138,240	138,240 0.00 %
2096172	66000-0	JANITORIAL SUPPLIES & SERVICES	13,903	15,960	5,157	15,960	25,000 56.64 %
2096172	67000-0	UTILITIES	63,533	58,000	23,835	58,000	58,000 0.00 %
2096172	70000-0	DUES & LICENSES	1,567	1,969	915	1,969	1,969 0.00 %
2096172	70111-0	INS PREM-GOLF PRO LIAB	17,783	19,141	19,070	19,141	24,000 25.39 %
2096172	70123-614	OTHER INSURANCE PREMIUMS-RM	13,706	21,032	15,457	21,032	15,920 -24.31 %
2096172	70200-0	POSTAGE/SHIPPING CHARGES	25	173	6	173	173 0.00 %
2096172	70300-0	PRINTING & BINDING	0	191	0	191	191 0.00 %

**LAFAYETTE CONSOLIDATED GOVERNMENT
2024 - 2025 ADOPTED BUDGET
ANNUAL BUDGET BY DEPARTMENT**

PARKS ARTS RECREATION CULTURE

CODE	EXPENDITURE	ACTUAL	CUR BUDGET	ACTUAL AT	PROJECTED	ADOPTED	ADOPTED	
		FY 22-23	FY 23-24	4/30/2024	FY 23-24	FY 24-25	VS CURRENT	
2096172	70400-0	PUBLICATION & RECORDATION	45	100	0	100	100	0.00 %
2096172	70500-0	TELECOMMUNICATIONS	11,717	12,570	4,877	12,570	12,570	0.00 %
2096172	70546-0	TELECOMM-PUBLIC WI-FI ACCESS	3,299	3,300	1,663	3,300	3,300	0.00 %
2096172	70600-0	TESTING EXPENSE	397	1,901	150	1,901	1,901	0.00 %
2096172	70900-0	BANK SERVICE CHARGES	32,554	29,168	11,424	29,168	29,168	0.00 %
2096172	70906-0	REGULATORY FEES & PENALTIES	291	432	0	432	432	0.00 %
2096172	70907-0	CONTRACTUAL SERVICES	83,940	86,027	42,595	86,027	86,027	0.00 %
2096172	72100-0	EQUIPMENT RENTAL	0	800	0	800	800	0.00 %
2096172	72600-0	TRANSPORTATION	46,094	36,158	10,736	36,158	40,000	10.63 %
2096172	72700-0	SUPPLIES & MATERIALS	16,128	18,232	8,315	11,232	16,232	-10.97 %
2096172	78000-0	UNINSURED LOSSES	42,175	30,665	0	32,943	64,951	111.81 %
2096172	78020-0	UNINSURED LOSSES-CLAIMS	0	1,000	0	1,000	1,000	0.00 %
TOTAL NON-PERSONNEL COSTS			616,558	536,807	252,010	532,085	601,422	12.04 %
TOTAL FUND 209			1,374,326	1,338,102	659,024	1,340,380	1,642,198	22.73 %
4016172	89000-0	CAPITAL OUTLAY	433,255	80,051	18,879	0	0	-100.00 %
TOTAL NON-PERSONNEL COSTS			433,255	80,051	18,879	0	0	-100.00 %
TOTAL FUND 401			433,255	80,051	18,879	0	0	-100.00 %
4616172	89000-0	CAPITAL OUTLAY	0	0	0	50,000	90,000	100.00 %
TOTAL NON-PERSONNEL COSTS			0	0	0	50,000	90,000	100.00 %
TOTAL FUND 461			0	0	0	50,000	90,000	100.00 %
4856172	89000-0	CAPITAL OUTLAY	0	0	0	30,052	187,000	100.00 %
TOTAL NON-PERSONNEL COSTS			0	0	0	30,052	187,000	100.00 %
TOTAL FUND 485			0	0	0	30,052	187,000	100.00 %
TOTAL PARKS ARTS RECREATION CULTURE			16,305,471	31,225,197	9,169,065	31,274,838	16,800,026	-46.20 %

COMMUNITY DEVELOPMENT & PLANNING

Community Development and Planning is a multi-faceted department which serves those who want to enhance neighborhoods, develop property, and do business in Lafayette Parish while also providing services that enhance the physical, social, economic, and educational conditions of Lafayette Parish. These functions are spread across eight divisions: Grants Management, Human Services, Planning, Development, Codes, Permitting, Alcohol and Noise Control, and Compliance.

The department is continuing to adapt to organizational changes and ensure Lafayette follows sound planning principles in its growth, administers its rules efficiently and fairly, maintains its neighborhoods and property as well as provide services that are intentional and aligned with the needs of the community. The department serves as a “one stop shop” for businesses and individuals involved in a variety of activities including: purchasing or developing property, undertaking construction projects, building and municipal permits, condemning unsafe structures, opening or relocating businesses, zoning variances or reclassification, administering the adjudicated property process, abandonments of easements or rights-of-way, annexation of land into the City of Lafayette, implementing PlanLafayette, historic property designations, alcohol permitting, and compliance with zoning regulations. The department also manages federal grant programs focused on providing affordable housing, provides one-on-one counseling & educational workshops on housing-related topics as well as assists families with home loans for first-time homebuyers and housing rehabilitation. The Community Development and Planning department continues to strive to provide excellent customer service, create a positive culture for development, improve access to information, facilitate better planning, more swiftly enforce our Code of Ordinances, and continue to enhance LCG’s capacity to compete for additional grant opportunities.

Statistical Information:

Permit Type	Number Sold FY 2021-22	Number Sold FY 2022-23	Number Sold FY 2023-24 Estimated	Number Sold FY 2024-25 Projected
New Residential	803	779	858	719
Residential Add/Alt	517	575	628	312
New Commercial	45	54	44	63
Commercial Add/Alt	275	225	256	229
Moving	20	11	13	11
Demolition	63	61	63	79
Apartments-New	1	0	1	3
Apartments Add/Alt	8	0	13	0
Signs	190	179	177	165
Swimming Pools	178	212	181	121

Goals and Progress:

In 2024, the Compliance division continued its work to better facilitate property-related complaints, pursue violations of the Lafayette Development Code and the Property Maintenance Code as well as work directly with the Administrative Adjudication Bureau. The CDP staff also continued its implementation to its MyGovernmentOnline software for permitting, codes, planning, development and compliance divisions. Working with this software has provided CDP the ability to establish performance goals related to the commercial plan review process and building inspections. CDP’s increased efficiencies with this software will help us to meet these goals annually. The Grants Management and Human Services divisions are also transitioning to a new software to create efficiencies and consistency with its grants management and grants programs. This software will allow for the Human Services division to grow its outreach and meet its service benchmark relative to Housing Counseling workshops. CDP staff continue to work towards providing Lafayette Parish residents in low income areas the tools and education necessary to provide a safe and habitable place to live for themselves and their family.

Performance Measures:

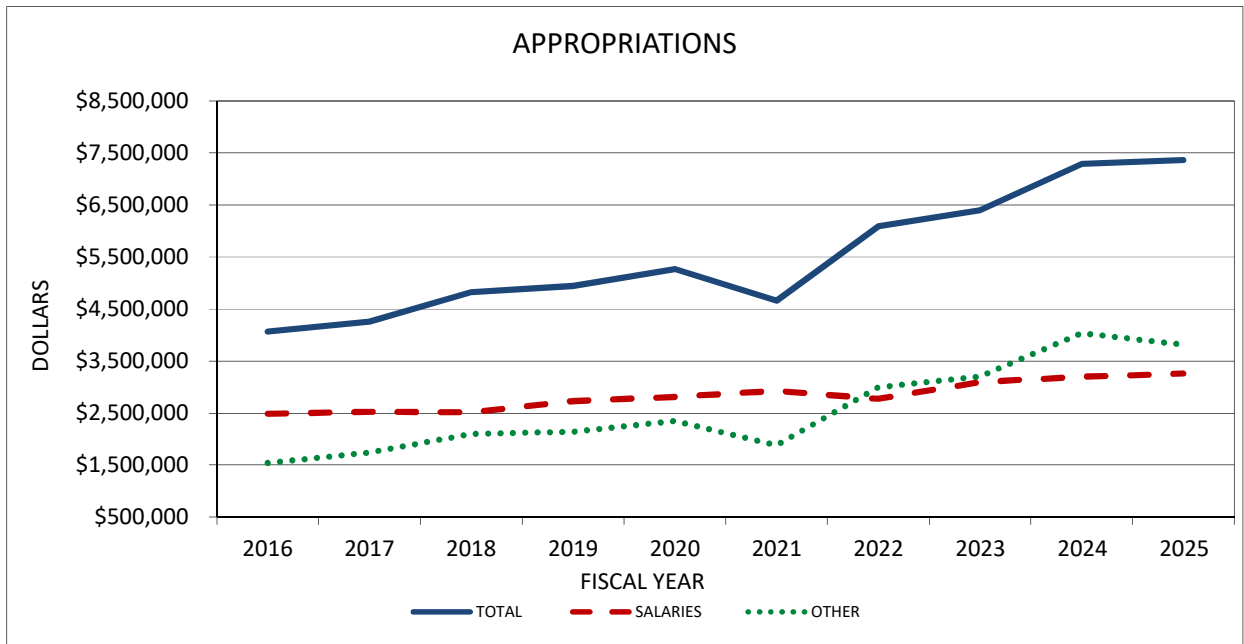
PERFORMANCE MEASURE	BENCHMARK	FY 2022-23 ACTUAL	FY 2023-24 PROJECTED	FY 2024-25 FORECAST/ GOAL
Commercial Plan Review Completed within 15 business days.	>85%	85%	85%	90%
Requested Building Code Inspections Attempted/Completed within 24 hours.	>85%	85%	85%	90%
Housing & Community Services-Neighborhood Counseling-Public Workshops.	325 persons served	400	350	633



LAFAYETTE CONSOLIDATED GOVERNMENT
2024-25 ADOPTED BUDGET
COMMUNITY DEVELOPMENT & PLANNING DEPARTMENT

10 YEAR BUDGET HISTORY
APPROPRIATIONS, EXCLUDING CAPITAL

FISCAL YEAR	TOTAL	SALARIES	OTHER	STRENGTH	STRENGTH CHANGE
2016	\$4,064,519	2,525,149	1,539,370	53	(9)
2017	\$4,257,638	2,514,981	1,742,657	52	(1)
2018	\$4,825,781	2,729,076	2,096,705	58	6
2019	\$4,948,124	2,808,183	2,139,941	59	1
2020	\$5,274,026	2,926,740	2,347,286	61	2
2021	\$4,657,850	2,774,617	1,883,233	56	(5)
2022	\$6,089,415	3,092,580	2,996,835	78	22
2023	\$6,402,798	3,198,751	3,204,047	80	2
2024	\$7,295,144	3,256,779	4,038,365	79	(1)
2025	\$7,367,414	3,551,253	3,816,161	80	1



Significant Changes

2023-City and Parish Councils approved pay adjustment during FY2022 increasing salaries and benefits. The addition of two positions also caused an increase to salaries and benefits. Increases in Other is primarily due to increases in External Appropriations, Legal Fees, and Software Maintenance offset by reductions to Contractual Services and Accrued Sick/Annual Leave.

2024-City and Parish Councils approved a 2% pay adjustment for FY2024, increasing salaries and benefits. Four positions were added (Clerk III, 2-Compliance Inspectors, Plans Reviewer), and five were removed (2- Housing Inspector I's, Housing Inspector II, Secretary I and Planner II), for a net loss of one. There were also increases to contractual service accounts, specifically for Grant Consultants and SAAS (software as a service) costs.

2025-City and Parish Councils approved a pay plan for FY2025, increasing salaries and benefits for



**LAFAYETTE CONSOLIDATED GOVERNMENT
2024 - 2025 ADOPTED BUDGET
ANNUAL BUDGET BY DEPARTMENT**

COMMUNITY DEVELOPMENT & PLANNING RECAP

	Actual FY 22/23	Cur Budget FY 23/24	Actual At FY 23/24	Projected FY 23/24	Adopted FY 24/25	Adopted vs. Current
Expenditures by Type						
PERSONNEL SALARIES	3,522,742	4,205,461	1,588,631	4,205,461	3,623,570	-13.84 %
EMPLOYEE BENEFITS	610,546	664,118	522,141	664,118	516,910	-22.17 %
RETIREMENT SYSTEM	779,552	838,694	328,717	838,694	674,589	-19.57 %
ACCRUED SICK/ANNUAL	309,770	228,376	79,532	228,376	104,490	-54.25 %
PURCHASED SERVICES	1,353,068	5,042,115	320,483	5,041,665	1,269,165	-74.83 %
MATERIALS & SUPPLIES	147,474	185,649	59,207	186,099	123,172	-33.65 %
EXTERNAL APPROPRIATIONS	7,997,221	3,889,659	996,378	3,889,659	829,006	-78.69 %
UNINSURED LOSSES	48,490	34,363	-	130,828	226,512	559.17 %
MISCELLANEOUS EXPENSE	(27)	5,000	-	5,000	5,000	0.00 %
CAPITAL OUTLAY	5,573,631	31,425,066	890,222	31,294,884	1,754,646	-94.42 %
RESERVES	-	633,488	-	651,488	-	-100.00 %
Total Expenditures	20,342,467	47,151,989	4,785,311	47,136,272	9,127,060	-80.64 %

**LAFAYETTE CONSOLIDATED GOVERNMENT
2024 - 2025 ADOPTED BUDGET
ANNUAL BUDGET BY DEPARTMENT**

COMMUNITY DEVELOPMENT & PLANNING

CODE	EXPENDITURE	ACTUAL	CUR BUDGET	ACTUAL AT	PROJECTED	ADOPTED	ADOPTED VS
		FY 22-23	FY 23-24	4/30/2024	FY 23-24	FY 24-25	CURRENT
CP-PLANNING		1,960,564	15,803,846	764,966	15,691,652	2,921,575	-81.51 %
5901 CP-PLANNING		1,960,564	15,803,846	764,966	15,691,652	2,921,575	-81.51 %
1015901	50000-0 PERSONNEL SALARIES	0	0	5,993	0	0	0.00 %
1015901	50415-0 GROUP LIFE INSURANCE	0	0	21	0	0	0.00 %
1015901	50500-0 RETIREMENT/MEDICARE TAX	0	0	775	0	0	0.00 %
TOTAL PERSONNEL COSTS		0	0	6,789	0	0	0.00 %
1015901	76011-0 EXT APP-NEIGHBORHOOD COTERIES	36,792	37,500	0	37,500	30,000	-20.00 %
TOTAL NON-PERSONNEL COSTS		36,792	37,500	0	37,500	30,000	-20.00 %
TOTAL FUND 101		36,792	37,500	6,789	37,500	30,000	-20.00 %
1055901	57200-0 GOVERNMENTAL RELATIONS	40,000	120,000	40,000	120,000	120,000	0.00 %
1055901	76059-0 EXT APP-ACADIANA PLANNING COMM	41,098	44,283	0	44,283	44,283	0.00 %
1055901	89000-0 CAPITAL OUTLAY	4,000	7,000	0	7,000	0	-100.00 %
TOTAL NON-PERSONNEL COSTS		85,098	171,283	40,000	171,283	164,283	-4.09 %
TOTAL FUND 105		85,098	171,283	40,000	171,283	164,283	-4.09 %
1275901	50600-0 TRAINING OF PERSONNEL	3,000	0	0	0	0	0.00 %
1275901	89000-0 CAPITAL OUTLAY	0	31,652	4,665	31,652	0	-100.00 %
TOTAL NON-PERSONNEL COSTS		3,000	31,652	4,665	31,652	0	-100.00 %
TOTAL FUND 127		3,000	31,652	4,665	31,652	0	-100.00 %
1895901	89000-0 CAPITAL OUTLAY	0	2,145,842	0	2,145,842	0	-100.00 %
TOTAL NON-PERSONNEL COSTS		0	2,145,842	0	2,145,842	0	-100.00 %
TOTAL FUND 189		0	2,145,842	0	2,145,842	0	-100.00 %
2605901	76058-0 EXT APP-ACADIANA MPO	30,888	45,513	0	45,513	45,513	0.00 %
TOTAL NON-PERSONNEL COSTS		30,888	45,513	0	45,513	45,513	0.00 %
TOTAL FUND 260		30,888	45,513	0	45,513	45,513	0.00 %
2995901	50000-0 PERSONNEL SALARIES	424,691	460,903	173,838	460,903	507,567	10.12 %
2995901	50100-0 TEMPORARY EMPLOYEES	29,908	36,200	11,750	36,200	36,200	0.00 %
2995901	50200-0 OVERTIME	0	530	0	530	541	2.08 %
2995901	50400-0 GROUP HEALTH INSURANCE	64,050	54,814	54,814	54,814	60,344	10.09 %
2995901	50415-0 GROUP LIFE INSURANCE	1,746	2,720	1,023	2,720	2,975	9.38 %
2995901	50430-0 WORKERS COMP INSURANCE	2,448	2,490	2,490	2,490	2,741	10.08 %
2995901	50500-0 RETIREMENT/MEDICARE TAX	94,606	98,071	37,620	98,071	104,910	6.97 %
2995901	50900-0 ACCRUED SICK/ANNUAL LEAVE	0	0	0	0	31,139	100.00 %
TOTAL PERSONNEL COSTS		617,449	655,728	281,535	655,728	746,417	13.83 %
2995901	50600-0 TRAINING OF PERSONNEL	16,908	9,936	703	9,936	9,936	0.00 %
2995901	50800-0 UNIFORMS	302	500	0	500	500	0.00 %
2995901	52000-0 LEGAL FEES	17,631	15,000	5,336	15,000	15,000	0.00 %
2995901	52060-0 LEGAL FEES-ADJUDICATED PROP	0	100,000	0	100,000	100,000	0.00 %
2995901	57030-0 SOFTWARE MAINTENANCE	6,125	0	0	0	0	0.00 %
2995901	57200-0 GOVERNMENTAL RELATIONS	20,000	0	0	0	0	0.00 %
2995901	70000-0 DUES & LICENSES	1,550	1,641	1,039	1,641	1,641	0.00 %
2995901	70200-0 POSTAGE/SHIPPING CHARGES	1,719	3,160	1,277	3,160	3,160	0.00 %
2995901	70300-0 PRINTING & BINDING	821	548	45	548	548	0.00 %
2995901	70400-0 PUBLICATION & RECORDATION	3,888	5,050	2,013	5,050	5,050	0.00 %
2995901	70500-0 TELECOMMUNICATIONS	876	1,458	411	1,458	1,458	0.00 %

**LAFAYETTE CONSOLIDATED GOVERNMENT
2024 - 2025 ADOPTED BUDGET
ANNUAL BUDGET BY DEPARTMENT**

COMMUNITY DEVELOPMENT & PLANNING

<u>CODE</u>	<u>EXPENDITURE</u>	<u>ACTUAL FY 22-23</u>	<u>CUR BUDGET FY 23-24</u>	<u>ACTUAL AT 4/30/2024</u>	<u>PROJECTED FY 23-24</u>	<u>ADOPTED FY 24-25</u>	<u>ADOPTED VS CURRENT</u>
2995901	70800-0 TRAVEL & MEETINGS	2,532	7,512	1,448	7,512	7,512	0.00 %
2995901	70902-0 DUPLICATING EQUIPMENT EXPENSES	1,739	2,500	1,158	2,500	2,500	0.00 %
2995901	70907-0 CONTRACTUAL SERVICES	627	1,300	868	1,300	1,300	0.00 %
2995901	71022-0 CONTR SERV-SAAS COSTS	0	6,125	6,125	6,125	6,125	0.00 %
2995901	72600-0 TRANSPORTATION	953	1,500	125	1,500	1,470	-2.00 %
2995901	72700-0 SUPPLIES & MATERIALS	5,411	3,240	1,242	3,240	3,240	0.00 %
2995901	78000-0 UNINSURED LOSSES	0	30	0	20	1,266	4,120.00 %
TOTAL NON-PERSONNEL COSTS		81,082	159,500	21,790	159,490	160,706	0.76 %
TOTAL FUND 299		698,531	815,228	303,325	815,218	907,123	11.27 %
4015901	76058-0 EXT APP-ACADIANA MPO	49,717	86,210	0	0	0	-100.00 %
4015901	89000-0 CAPITAL OUTLAY	1,056,538	9,720,618	395,564	0	0	-100.00 %
TOTAL NON-PERSONNEL COSTS		1,106,255	9,806,828	395,564	0	0	-100.00 %
TOTAL FUND 401		1,106,255	9,806,828	395,564	0	0	-100.00 %
4615901	76058-0 EXT APP-ACADIANA MPO	0	0	0	86,210	86,210	100.00 %
4615901	89000-0 CAPITAL OUTLAY	0	0	0	5,446,338	0	0.00 %
TOTAL NON-PERSONNEL COSTS		0	0	0	5,532,548	86,210	100.00 %
TOTAL FUND 461		0	0	0	5,532,548	86,210	100.00 %
4855901	89000-0 CAPITAL OUTLAY	0	0	0	4,162,096	1,688,446	100.00 %
TOTAL NON-PERSONNEL COSTS		0	0	0	4,162,096	1,688,446	100.00 %
TOTAL FUND 485		0	0	0	4,162,096	1,688,446	100.00 %
6505901	89000-0 CAPITAL OUTLAY	0	2,750,000	14,623	2,750,000	0	-100.00 %
TOTAL NON-PERSONNEL COSTS		0	2,750,000	14,623	2,750,000	0	-100.00 %
TOTAL FUND 650		0	2,750,000	14,623	2,750,000	0	-100.00 %
CP-DEVELOPMENT		679,373	753,725	320,039	770,950	884,785	17.39 %
9010 CP-DEVELOPMENT		679,373	753,725	320,039	770,950	884,785	17.39 %
2999010	50000-0 PERSONNEL SALARIES	422,748	488,439	169,808	488,439	579,329	18.61 %
2999010	50200-0 OVERTIME	2,728	5,100	987	5,100	5,202	2.00 %
2999010	50400-0 GROUP HEALTH INSURANCE	75,792	71,404	71,404	71,404	87,940	23.16 %
2999010	50415-0 GROUP LIFE INSURANCE	1,792	2,902	999	2,902	3,415	17.68 %
2999010	50430-0 WORKERS COMP INSURANCE	2,549	2,638	2,638	2,638	3,130	18.65 %
2999010	50500-0 RETIREMENT/MEDICARE TAX	84,102	92,778	35,249	92,778	93,995	1.31 %
2999010	50900-0 ACCRUED SICK/ANNUAL LEAVE	33,914	0	0	0	0	0.00 %
TOTAL PERSONNEL COSTS		623,625	663,261	281,085	663,261	773,011	16.55 %
2999010	50600-0 TRAINING OF PERSONNEL	1,193	2,000	879	2,000	2,000	0.00 %
2999010	50800-0 UNIFORMS	355	600	0	600	600	0.00 %
2999010	63000-0 EQUIPMENT MAINTENANCE	809	1,000	405	1,000	1,000	0.00 %
2999010	70000-0 DUES & LICENSES	336	1,000	50	1,000	1,000	0.00 %
2999010	70123-614 OTHER INSURANCE PREMIUMS-RM	13,770	25,354	18,579	25,354	19,136	-24.52 %
2999010	70200-0 POSTAGE/SHIPPING CHARGES	6,267	6,000	2,877	6,000	6,000	0.00 %
2999010	70300-0 PRINTING & BINDING	415	2,000	32	2,000	2,000	0.00 %
2999010	70400-0 PUBLICATION & RECORDATION	6,946	20,550	8,195	20,550	20,550	0.00 %
2999010	70500-0 TELECOMMUNICATIONS	5,357	6,430	2,811	6,430	6,430	0.00 %
2999010	70800-0 TRAVEL & MEETINGS	3,267	3,492	1,584	3,492	3,492	0.00 %
2999010	70902-0 DUPLICATING EQUIPMENT EXPENSES	3,089	3,838	1,215	3,838	3,838	0.00 %
2999010	70907-0 CONTRACTUAL SERVICES	1,822	2,500	595	2,500	2,500	0.00 %

**LAFAYETTE CONSOLIDATED GOVERNMENT
2024 - 2025 ADOPTED BUDGET
ANNUAL BUDGET BY DEPARTMENT**

COMMUNITY DEVELOPMENT & PLANNING

CODE	EXPENDITURE	ACTUAL	CUR BUDGET	ACTUAL AT	PROJECTED	ADOPTED	ADOPTED VS
		FY 22-23	FY 23-24	4/30/2024	FY 23-24	FY 24-25	CURRENT
2999010	72600-0	140	700	0	700	686	-2.00 %
2999010	72700-0	4,571	13,500	1,732	13,500	13,500	0.00 %
2999010	78000-0	6,693	1,500	0	18,725	29,042	1,836.13 %
TOTAL NON-PERSONNEL COSTS		55,030	90,464	38,954	107,689	111,774	23.56 %
TOTAL FUND 299		678,655	753,725	320,039	770,950	884,785	17.39 %
4019010	89000-0	718	0	0	0	0	0.00 %
TOTAL NON-PERSONNEL COSTS		718	0	0	0	0	0.00 %
TOTAL FUND 401		718	0	0	0	0	0.00 %
CP-CODES		3,955,582	10,933,495	844,442	10,941,203	1,848,344	-83.09 %
9020 CP-CODES		3,955,582	10,933,495	844,442	10,941,203	1,848,344	-83.09 %
1269020	89000-0	2,258,819	9,120,380	159,852	9,120,380	0	-100.00 %
TOTAL NON-PERSONNEL COSTS		2,258,819	9,120,380	159,852	9,120,380	0	-100.00 %
TOTAL FUND 126		2,258,819	9,120,380	159,852	9,120,380	0	-100.00 %
2999020	50000-0	931,444	945,244	408,277	945,244	1,020,338	7.94 %
2999020	50200-0	96	510	0	510	520	1.96 %
2999020	50208-0	44	3,121	133	3,121	3,183	1.99 %
2999020	50300-0	0	36,779	0	36,779	0	-100.00 %
2999020	50400-0	157,396	131,803	131,803	131,803	131,802	0.00 %
2999020	50415-0	3,880	5,386	2,344	5,386	5,714	6.09 %
2999020	50430-0	5,517	5,157	5,157	5,157	5,513	6.90 %
2999020	50500-0	214,407	209,475	91,646	209,475	217,762	3.96 %
2999020	50900-0	83,199	72,010	0	72,010	73,351	1.86 %
TOTAL PERSONNEL COSTS		1,395,983	1,409,485	639,360	1,409,485	1,458,183	3.46 %
2999020	50600-0	15,793	23,000	3,822	23,000	23,000	0.00 %
2999020	50800-0	1,950	3,900	439	3,900	3,900	0.00 %
2999020	51000-0	140,000	140,000	0	140,000	140,000	0.00 %
2999020	70000-0	1,397	2,000	392	2,000	2,000	0.00 %
2999020	70200-0	285	541	0	541	541	0.00 %
2999020	70300-0	8,732	5,155	157	5,155	5,155	0.00 %
2999020	70400-0	75	0	0	0	0	0.00 %
2999020	70500-0	13,604	22,049	10,247	22,049	22,049	0.00 %
2999020	70902-0	288	300	144	300	300	0.00 %
2999020	72600-0	74,945	54,000	29,609	54,000	52,920	-2.00 %
2999020	72700-0	1,397	2,670	420	2,670	2,670	0.00 %
2999020	78000-0	6,127	9,981	0	17,688	113,626	1,038.42 %
2999020	89000-0	3,286	0	0	0	0	0.00 %
TOTAL NON-PERSONNEL COSTS		267,879	263,596	45,230	271,303	366,161	38.91 %
TOTAL FUND 299		1,663,862	1,673,081	684,590	1,680,788	1,824,344	9.04 %
4019020	89000-0	32,901	140,034	0	0	0	-100.00 %
TOTAL NON-PERSONNEL COSTS		32,901	140,034	0	0	0	-100.00 %
TOTAL FUND 401		32,901	140,034	0	0	0	-100.00 %
4619020	89000-0	0	0	0	135,099	0	0.00 %
TOTAL NON-PERSONNEL COSTS		0	0	0	135,099	0	0.00 %
TOTAL FUND 461		0	0	0	135,099	0	0.00 %

**LAFAYETTE CONSOLIDATED GOVERNMENT
2024 - 2025 ADOPTED BUDGET
ANNUAL BUDGET BY DEPARTMENT**

COMMUNITY DEVELOPMENT & PLANNING

<u>CODE</u>	<u>EXPENDITURE</u>	<u>ACTUAL FY 22-23</u>	<u>CUR BUDGET FY 23-24</u>	<u>ACTUAL AT 4/30/2024</u>	<u>PROJECTED FY 23-24</u>	<u>ADOPTED FY 24-25</u>	<u>ADOPTED VS CURRENT</u>
4859020	89000-0	0	0	0	4,936	24,000	100.00 %
TOTAL NON-PERSONNEL COSTS		0	0	0	4,936	24,000	100.00 %
TOTAL FUND 485		0	0	0	4,936	24,000	100.00 %
CP-COMPLIANCE		176,361	365,966	178,347	365,966	389,581	6.45 %
9030 CP-COMPLIANCE		176,361	365,966	178,347	365,966	389,581	6.45 %
2999030	50000-0	116,393	240,384	99,125	240,384	256,315	6.63 %
2999030	50400-0	23,307	49,445	49,445	49,445	32,856	-33.55 %
2999030	50415-0	476	1,434	575	1,434	1,521	6.07 %
2999030	50430-0	689	1,298	1,298	1,298	1,384	6.63 %
2999030	50500-0	26,486	42,733	20,273	42,733	50,053	17.13 %
TOTAL PERSONNEL COSTS		167,351	335,294	170,716	335,294	342,129	2.04 %
2999030	50600-0	895	2,500	431	2,500	2,500	0.00 %
2999030	50800-0	169	1,100	0	1,100	1,100	0.00 %
2999030	70000-0	0	300	0	300	300	0.00 %
2999030	70200-0	390	5,000	188	5,000	5,000	0.00 %
2999030	70300-0	28	500	388	500	500	0.00 %
2999030	70400-0	5	2,072	318	2,072	2,072	0.00 %
2999030	70500-0	1,751	4,200	1,321	4,200	4,200	0.00 %
2999030	72600-0	3,992	11,000	3,184	11,000	10,780	-2.00 %
2999030	72700-0	1,780	4,000	1,801	4,000	4,000	0.00 %
TOTAL NON-PERSONNEL COSTS		9,010	30,672	7,631	30,672	30,452	-0.72 %
TOTAL FUND 299		176,361	365,966	178,347	365,966	372,581	1.81 %
4859030	89000-0	0	0	0	0	17,000	100.00 %
TOTAL NON-PERSONNEL COSTS		0	0	0	0	17,000	100.00 %
TOTAL FUND 485		0	0	0	0	17,000	100.00 %
CP-ALCOHOL & NOISE CONTROL		310,059	330,413	166,188	330,216	377,961	14.39 %
9035 CP-ALCOHOL & NOISE CONTROL		310,059	330,413	166,188	330,216	377,961	14.39 %
1019035	50000-0	207,271	222,687	100,940	222,687	255,845	14.89 %
1019035	50200-0	0	500	0	500	510	2.00 %
1019035	50400-0	40,743	38,386	38,386	38,386	38,386	0.00 %
1019035	50415-0	875	1,324	598	1,324	1,517	14.58 %
1019035	50430-0	1,178	1,198	1,198	1,198	1,382	15.36 %
1019035	50500-0	41,155	41,272	18,640	41,272	46,387	12.39 %
TOTAL PERSONNEL COSTS		291,222	305,367	159,762	305,367	344,027	12.66 %
1019035	50600-0	0	3,420	0	3,820	3,820	11.70 %
1019035	50800-0	1,025	1,400	0	1,250	1,250	-10.71 %
1019035	70200-0	3,580	2,528	1,077	2,528	2,528	0.00 %
1019035	70300-0	1,943	2,096	301	2,096	2,096	0.00 %
1019035	70500-0	1,292	1,500	806	1,500	1,500	0.00 %
1019035	70902-0	564	1,000	282	1,000	1,000	0.00 %
1019035	70907-0	0	2,000	0	1,750	1,750	-12.50 %
1019035	72600-0	550	1,500	1,321	1,500	1,470	-2.00 %
1019035	72700-0	7,688	8,920	2,639	8,920	8,920	0.00 %
1019035	78000-0	0	682	0	485	0	-100.00 %
TOTAL NON-PERSONNEL COSTS		16,642	25,046	6,426	24,849	24,334	-2.84 %

**LAFAYETTE CONSOLIDATED GOVERNMENT
2024 - 2025 ADOPTED BUDGET
ANNUAL BUDGET BY DEPARTMENT**

COMMUNITY DEVELOPMENT & PLANNING

CODE	EXPENDITURE	ACTUAL	CUR BUDGET	ACTUAL AT	PROJECTED	ADOPTED	ADOPTED VS
		FY 22-23	FY 23-24	4/30/2024	FY 23-24	FY 24-25	CURRENT
TOTAL FUND 101		307,864	330,413	166,188	330,216	368,361	11.49 %
4019035	89000-0 CAPITAL OUTLAY	2,195	0	0	0	0	0.00 %
TOTAL NON-PERSONNEL COSTS		2,195	0	0	0	0	0.00 %
TOTAL FUND 401		2,195	0	0	0	0	0.00 %
4859035	89000-0 CAPITAL OUTLAY	0	0	0	0	9,600	100.00 %
TOTAL NON-PERSONNEL COSTS		0	0	0	0	9,600	100.00 %
TOTAL FUND 485		0	0	0	0	9,600	100.00 %
CP-PERMITTING		485,235	602,778	243,206	601,445	609,339	1.09 %
9040 CP-PERMITTING		485,235	602,778	243,206	601,445	609,339	1.09 %
2999040	50000-0 PERSONNEL SALARIES	292,649	297,362	134,924	297,362	338,011	13.67 %
2999040	50100-0 TEMPORARY EMPLOYEES	0	20,000	0	20,000	20,000	0.00 %
2999040	50200-0 OVERTIME	1,535	5,000	1,514	5,000	5,100	2.00 %
2999040	50400-0 GROUP HEALTH INSURANCE	40,684	38,332	38,332	38,332	49,392	28.85 %
2999040	50415-0 GROUP LIFE INSURANCE	1,242	1,735	796	1,735	1,953	12.56 %
2999040	50430-0 WORKERS COMP INSURANCE	1,576	1,604	1,604	1,604	1,825	13.78 %
2999040	50500-0 RETIREMENT/MEDICARE TAX	51,636	52,436	23,828	52,436	54,689	4.30 %
TOTAL PERSONNEL COSTS		389,322	416,469	200,998	416,469	470,970	13.09 %
2999040	50600-0 TRAINING OF PERSONNEL	1,226	5,500	782	5,500	5,500	0.00 %
2999040	50800-0 UNIFORMS	912	1,000	0	1,000	1,000	0.00 %
2999040	57030-0 SOFTWARE MAINTENANCE	76,886	0	0	0	0	0.00 %
2999040	69120-0 RENT	4,719	5,028	4,939	5,028	5,028	0.00 %
2999040	70000-0 DUES & LICENSES	225	350	235	350	350	0.00 %
2999040	70200-0 POSTAGE/SHIPPING CHARGES	2,179	4,752	1,071	4,752	4,752	0.00 %
2999040	70300-0 PRINTING & BINDING	897	734	0	734	734	0.00 %
2999040	70500-0 TELECOMMUNICATIONS	1,937	2,285	207	2,285	2,285	0.00 %
2999040	70800-0 TRAVEL & MEETINGS	0	216	0	216	216	0.00 %
2999040	70902-0 DUPLICATING EQUIPMENT EXPENSES	288	300	144	300	300	0.00 %
2999040	71022-0 CONTR SERV-SAAS COSTS	0	111,340	33,777	110,740	111,940	0.54 %
2999040	72600-0 TRANSPORTATION	0	200	0	200	196	-2.00 %
2999040	72700-0 SUPPLIES & MATERIALS	5,305	5,468	1,053	6,068	6,068	10.97 %
2999040	78000-0 UNINSURED LOSSES	1,339	9,136	0	7,803	0	-100.00 %
TOTAL NON-PERSONNEL COSTS		95,913	146,309	42,208	144,976	138,369	-5.43 %
TOTAL FUND 299		485,235	562,778	243,206	561,445	609,339	8.27 %
4019040	89000-0 CAPITAL OUTLAY	0	40,000	0	0	0	-100.00 %
TOTAL NON-PERSONNEL COSTS		0	40,000	0	0	0	-100.00 %
TOTAL FUND 401		0	40,000	0	0	0	-100.00 %
4619040	89000-0 CAPITAL OUTLAY	0	0	0	15,000	0	0.00 %
TOTAL NON-PERSONNEL COSTS		0	0	0	15,000	0	0.00 %
TOTAL FUND 461		0	0	0	15,000	0	0.00 %
4859040	89000-0 CAPITAL OUTLAY	0	0	0	25,000	0	0.00 %
TOTAL NON-PERSONNEL COSTS		0	0	0	25,000	0	0.00 %
TOTAL FUND 485		0	0	0	25,000	0	0.00 %
CP-GRANTS ADMINISTRATION		11,791,101	17,019,995	1,837,595	17,085,105	1,239,043	-92.72 %

**LAFAYETTE CONSOLIDATED GOVERNMENT
2024 - 2025 ADOPTED BUDGET
ANNUAL BUDGET BY DEPARTMENT**

COMMUNITY DEVELOPMENT & PLANNING

<u>CODE</u>	<u>EXPENDITURE</u>	<u>ACTUAL FY 22-23</u>	<u>CUR BUDGET FY 23-24</u>	<u>ACTUAL AT 4/30/2024</u>	<u>PROJECTED FY 23-24</u>	<u>ADOPTED FY 24-25</u>	<u>ADOPTED VS CURRENT</u>
8100 CP-EXTERNAL GRANTS		1,086,191	2,138,744	545,431	2,138,744	623,000	-70.87 %
1018100	70123-614 OTHER INSURANCE PREMIUMS-RM	5,051	0	0	0	0	0.00 %
1018100	76012-0 EXT APP-LATIN MUSIC FESTIVAL	10,000	10,000	1,498	10,000	8,000	-20.00 %
1018100	76020-0 EXT APP-232-HELP/SLERC	40,000	50,000	24,817	50,000	50,000	0.00 %
1018100	76025-0 EXT APP-ARTS & CULTURE GRANTS	50,000	50,000	37,500	50,000	50,000	0.00 %
1018100	76040-0 EXT APP-ACAD CTR FOR THE ARTS	315,000	315,000	172,133	315,000	315,000	0.00 %
1018100	76360-0 EXT APP-LAF MARDI GRAS ASSC	5,000	5,000	5,000	5,000	5,000	0.00 %
1018100	76632-0 EXT APP-SOCIAL SERVICES GRANTS	143,884	144,000	86,626	144,000	100,000	-30.56 %
1018100	76690-0 EXT APP-NEEDS OF WOMEN	0	0	0	0	5,000	100.00 %
1018100	76750-0 EXT APP-FESTIVAL INTERNAT'L	45,500	45,500	45,500	45,500	55,000	20.88 %
1018100	76755-0 EXT APP-FEST ACADIENS/CREOLES	23,000	23,000	0	23,000	35,000	52.17 %
	TOTAL NON-PERSONNEL COSTS	637,435	642,500	373,074	642,500	623,000	-3.04 %
	TOTAL FUND 101	637,435	642,500	373,074	642,500	623,000	-3.04 %
2608100	89000-0 CAPITAL OUTLAY	100,294	149,706	0	149,706	0	-100.00 %
	TOTAL NON-PERSONNEL COSTS	100,294	149,706	0	149,706	0	-100.00 %
	TOTAL FUND 260	100,294	149,706	0	149,706	0	-100.00 %
4018100	89000-0 CAPITAL OUTLAY	146,218	103,782	0	0	0	-100.00 %
	TOTAL NON-PERSONNEL COSTS	146,218	103,782	0	0	0	-100.00 %
	TOTAL FUND 401	146,218	103,782	0	0	0	-100.00 %
4858100	89000-0 CAPITAL OUTLAY	0	0	0	103,782	0	0.00 %
	TOTAL NON-PERSONNEL COSTS	0	0	0	103,782	0	0.00 %
	TOTAL FUND 485	0	0	0	103,782	0	0.00 %
6508100	89000-0 CAPITAL OUTLAY	202,244	1,242,756	172,357	1,242,756	0	-100.00 %
	TOTAL NON-PERSONNEL COSTS	202,244	1,242,756	172,357	1,242,756	0	-100.00 %
	TOTAL FUND 650	202,244	1,242,756	172,357	1,242,756	0	-100.00 %
8132 CP-HSG-REHAB		722,565	2,577,403	292,233	2,559,403	0	-100.00 %
1628132	50000-0 PERSONNEL SALARIES	280,745	330,886	95,388	330,886	0	-100.00 %
1628132	50100-0 TEMPORARY EMPLOYEES	0	49,439	13,942	49,439	0	-100.00 %
1628132	50400-0 GROUP HEALTH INSURANCE	48,767	65,924	18,355	65,924	0	-100.00 %
1628132	50415-0 GROUP LIFE INSURANCE	1,207	2,573	581	2,573	0	-100.00 %
1628132	50430-0 WORKERS COMP INSURANCE	1,519	1,921	653	1,921	0	-100.00 %
1628132	50500-0 RETIREMENT/MEDICARE TAX	78,923	103,474	27,229	103,474	0	-100.00 %
	TOTAL PERSONNEL COSTS	411,161	554,217	156,148	554,217	0	-100.00 %
1628132	50600-0 TRAINING OF PERSONNEL	824	5,176	458	5,176	0	-100.00 %
1628132	50800-0 UNIFORMS	1,475	2,682	0	2,682	0	-100.00 %
1628132	60000-0 BUILDING MAINTENANCE	3,199	4,801	690	4,801	0	-100.00 %
1628132	61000-0 CONTRACT CONSTRUCTION COST	33,681	122,319	246	122,319	0	-100.00 %
1628132	63000-0 EQUIPMENT MAINTENANCE	1,544	4,141	1,376	4,141	0	-100.00 %
1628132	65000-0 GROUNDS MAINTENANCE	0	1,500	511	1,500	0	-100.00 %
1628132	66000-0 JANITORIAL SUPPLIES & SERVICES	1,051	1,746	0	1,746	0	-100.00 %
1628132	67000-0 UTILITIES	2,215	2,360	814	2,360	0	-100.00 %
1628132	69020-0 CONTR SERV-ASBESTOS SERVICES	5,500	9,500	2,000	9,500	0	-100.00 %
1628132	70000-0 DUES & LICENSES	400	1,050	300	1,050	0	-100.00 %
1628132	70200-0 POSTAGE/SHIPPING CHARGES	13	586	34	586	0	-100.00 %
1628132	70300-0 PRINTING & BINDING	83	767	0	767	0	-100.00 %

**LAFAYETTE CONSOLIDATED GOVERNMENT
2024 - 2025 ADOPTED BUDGET
ANNUAL BUDGET BY DEPARTMENT**

COMMUNITY DEVELOPMENT & PLANNING

CODE	EXPENDITURE	ACTUAL	CUR BUDGET	ACTUAL AT	PROJECTED	ADOPTED	ADOPTED
		FY 22-23	FY 23-24	4/30/2024	FY 23-24	FY 24-25	VS CURRENT
1628132	70400-0	224	776	40	776	0	-100.00 %
1628132	70500-0	4,378	7,990	2,254	7,990	0	-100.00 %
1628132	70765-0	0	2,600	0	2,600	0	-100.00 %
1628132	70800-0	0	1,150	545	1,150	0	-100.00 %
1628132	70907-0	14,124	15,119	11,613	15,119	0	-100.00 %
1628132	71022-0	0	6,500	0	6,500	0	-100.00 %
1628132	72400-0	2,375	3,625	0	3,625	0	-100.00 %
1628132	72600-0	13,098	9,281	4,468	9,281	0	-100.00 %
1628132	72700-0	1,200	1,800	1,372	1,800	0	-100.00 %
1628132	72820-0	4,859	4,309	2,640	4,309	0	-100.00 %
1628132	72845-0	(474)	14,630	174	14,630	0	-100.00 %
1628132	72865-0	1,405	2,595	911	2,595	0	-100.00 %
1628132	77260-0	0	4,932	0	4,932	0	-100.00 %
1628132	89000-0	124,057	50,131	30,899	32,131	0	-100.00 %
TOTAL NON-PERSONNEL COSTS		215,231	282,066	61,345	264,066	0	-100.00 %
TOTAL FUND 162		626,392	836,283	217,493	818,283	0	-100.00 %
1638132	61000-0	0	1,582,950	0	1,582,950	0	-100.00 %
1638132	89000-0	96,173	158,170	74,740	158,170	0	-100.00 %
TOTAL NON-PERSONNEL COSTS		96,173	1,741,120	74,740	1,741,120	0	-100.00 %
TOTAL FUND 163		96,173	1,741,120	74,740	1,741,120	0	-100.00 %
8133 CP-HSG-DEMOLITION		33,837	53,252	36,674	53,252	0	-100.00 %
1628133	70907-0	0	15,389	0	15,389	0	-100.00 %
1628133	89000-0	33,837	37,863	36,674	37,863	0	-100.00 %
TOTAL NON-PERSONNEL COSTS		33,837	53,252	36,674	53,252	0	-100.00 %
TOTAL FUND 162		33,837	53,252	36,674	53,252	0	-100.00 %
8134 CP-HSG-RELOCATION		37,824	40,214	8,499	40,214	0	-100.00 %
1628134	60000-0	7,506	6,494	1,303	6,494	0	-100.00 %
1628134	65000-0	4,625	5,375	2,076	5,375	0	-100.00 %
1628134	67000-0	9,237	11,931	3,759	11,931	0	-100.00 %
1628134	70500-0	2,176	2,634	702	2,634	0	-100.00 %
1628134	70907-0	0	1,100	0	1,100	0	-100.00 %
1628134	70967-0	13,930	10,070	0	10,070	0	-100.00 %
1628134	70976-0	30	1,430	170	1,430	0	-100.00 %
1628134	72700-0	320	580	489	580	0	-100.00 %
1628134	89000-0	0	600	0	600	0	-100.00 %
TOTAL NON-PERSONNEL COSTS		37,824	40,214	8,499	40,214	0	-100.00 %
TOTAL FUND 162		37,824	40,214	8,499	40,214	0	-100.00 %
8135 CP-HSG-EXT HOUSING ACTIVITY		144,615	0	0	0	0	0.00 %
1638135	76600-0	144,615	0	0	0	0	0.00 %
TOTAL NON-PERSONNEL COSTS		144,615	0	0	0	0	0.00 %
TOTAL FUND 163		144,615	0	0	0	0	0.00 %
8139 CP-HSG-URBAN INFILL PROGRAM		6,500	0	0	0	0	0.00 %
1638139	89000-0	6,500	0	0	0	0	0.00 %
TOTAL NON-PERSONNEL COSTS		6,500	0	0	0	0	0.00 %

**LAFAYETTE CONSOLIDATED GOVERNMENT
2024 - 2025 ADOPTED BUDGET
ANNUAL BUDGET BY DEPARTMENT**

COMMUNITY DEVELOPMENT & PLANNING

<u>CODE</u>	<u>EXPENDITURE</u>	<u>ACTUAL FY 22-23</u>	<u>CUR BUDGET FY 23-24</u>	<u>ACTUAL AT 4/30/2024</u>	<u>PROJECTED FY 23-24</u>	<u>ADOPTED FY 24-25</u>	<u>ADOPTED VS CURRENT</u>
TOTAL FUND 163		6,500	0	0	0	0	0.00 %
8155 CP-SFP-CONTINGENCY/LOCAL OPTNS		0	469,814	0	487,814	0	-100.00 %
1628155	77280-0 RESERVE-GRANTS/CONTRACTS	0	469,814	0	487,814	0	-100.00 %
TOTAL NON-PERSONNEL COSTS		0	469,814	0	487,814	0	-100.00 %
TOTAL FUND 162		0	469,814	0	487,814	0	-100.00 %
8157 CP-SFP-NEIGHBORHOOD PRIDE PROG		1,799	0	0	0	0	0.00 %
1628157	72600-0 TRANSPORTATION	1,799	0	0	0	0	0.00 %
TOTAL NON-PERSONNEL COSTS		1,799	0	0	0	0	0.00 %
TOTAL FUND 162		1,799	0	0	0	0	0.00 %
8158 CP-SFP-SUBRECIPIENT FUND		8,561,727	3,154,058	623,304	3,154,058	0	-100.00 %
1268158	76320-0 EXT APP-LAF CATH SERVICES CTR	658,468	897,788	253,727	897,788	0	-100.00 %
1268158	76620-0 EXT APP-SMILE	4,644,841	50,069	50,069	50,069	0	-100.00 %
1268158	89000-0 CAPITAL OUTLAY	0	117,604	0	117,604	0	-100.00 %
TOTAL NON-PERSONNEL COSTS		5,303,309	1,065,461	303,796	1,065,461	0	-100.00 %
TOTAL FUND 126		5,303,309	1,065,461	303,796	1,065,461	0	-100.00 %
1278158	76375-0 EXT APP-LAF PAR WTRWORKS-SOUTH	0	20,044	20,044	20,044	0	-100.00 %
1278158	76475-0 EXT APP-MILTON WATER SYSTEM	0	20,044	0	20,044	0	-100.00 %
TOTAL NON-PERSONNEL COSTS		0	40,088	20,044	40,088	0	-100.00 %
TOTAL FUND 127		0	40,088	20,044	40,088	0	-100.00 %
1628158	76050-0 EXT APP-ACADIANA CARES	766,764	225,000	0	225,000	0	-100.00 %
1628158	76150-0 EXT APP-BOYS & GIRLS CLUBS	69,195	0	0	0	0	0.00 %
1628158	76220-0 EXT APP-THE EXTRA MILE	3,700	71,300	0	71,300	0	-100.00 %
1628158	76293-0 EXT APP-HOSPICE OF ACADIANA	130,859	0	0	0	0	0.00 %
1628158	76320-0 EXT APP-LAF CATH SERVICES CTR	0	285,000	9,265	285,000	0	-100.00 %
1628158	76340-0 EXT APP-LAF COUNCIL AGING	12,917	0	0	0	0	0.00 %
1628158	76350-0 EXT APP-LAF HABITAT/HUMANITY	80,000	330,000	0	330,000	0	-100.00 %
1628158	76441-0 EXT APP-BUSINESS SUPPORT	27,286	0	0	0	0	0.00 %
1628158	76450-0 EXT APP-LNEDC	0	200,000	0	200,000	0	-100.00 %
1628158	76598-0 EXT APP-SECOND HARVEST	140,504	0	0	0	0	0.00 %
1628158	89000-0 CAPITAL OUTLAY	0	2,801	0	2,801	0	-100.00 %
TOTAL NON-PERSONNEL COSTS		1,231,225	1,114,101	9,265	1,114,101	0	-100.00 %
TOTAL FUND 162		1,231,225	1,114,101	9,265	1,114,101	0	-100.00 %
1638158	76320-0 EXT APP-LAF CATH SERVICES CTR	39,211	210,789	39,767	210,789	0	-100.00 %
1638158	76350-0 EXT APP-LAF HABITAT/HUMANITY	268,855	469,640	164,826	469,640	0	-100.00 %
TOTAL NON-PERSONNEL COSTS		308,066	680,429	204,593	680,429	0	-100.00 %
TOTAL FUND 163		308,066	680,429	204,593	680,429	0	-100.00 %
6518158	76230-0 EXT APP-FAITH HOUSE	219,127	253,979	85,606	253,979	0	-100.00 %
6518158	89000-0 CAPITAL OUTLAY	1,500,000	0	0	0	0	0.00 %
TOTAL NON-PERSONNEL COSTS		1,719,127	253,979	85,606	253,979	0	-100.00 %
TOTAL FUND 651		1,719,127	253,979	85,606	253,979	0	-100.00 %
8163 CP-GBR-PLANNING		105,587	164,953	54,834	164,953	9,600	-94.18 %

**LAFAYETTE CONSOLIDATED GOVERNMENT
2024 - 2025 ADOPTED BUDGET
ANNUAL BUDGET BY DEPARTMENT**

COMMUNITY DEVELOPMENT & PLANNING

CODE	EXPENDITURE	ACTUAL	CUR BUDGET	ACTUAL AT	PROJECTED	ADOPTED	ADOPTED VS
		FY 22-23	FY 23-24	4/30/2024	FY 23-24	FY 24-25	CURRENT
1628163	50000-0	66,819	95,412	31,403	95,412	0	-100.00 %
1628163	50400-0	11,195	17,630	5,515	17,630	0	-100.00 %
1628163	50415-0	283	692	185	692	0	-100.00 %
1628163	50430-0	357	532	187	532	0	-100.00 %
1628163	50500-0	12,789	12,551	6,075	12,551	0	-100.00 %
TOTAL PERSONNEL COSTS		91,443	126,817	43,365	126,817	0	-100.00 %
1628163	50600-0	1,513	9,337	1,283	9,337	0	-100.00 %
1628163	50800-0	20	580	83	580	0	-100.00 %
1628163	60000-0	914	586	0	586	0	-100.00 %
1628163	70000-0	0	1,000	450	1,000	0	-100.00 %
1628163	70200-0	99	701	244	701	0	-100.00 %
1628163	70300-0	168	232	0	232	0	-100.00 %
1628163	70400-0	550	1,450	180	1,450	0	-100.00 %
1628163	70500-0	1,221	3,184	640	3,184	0	-100.00 %
1628163	70765-0	0	2,600	0	2,600	0	-100.00 %
1628163	70800-0	0	1,150	545	1,150	0	-100.00 %
1628163	70902-0	0	1,100	0	1,100	0	-100.00 %
1628163	70907-0	8,054	5,146	5,868	5,146	0	-100.00 %
1628163	70915-0	54	2,346	224	2,346	0	-100.00 %
1628163	71022-0	0	4,800	0	4,800	0	-100.00 %
1628163	72600-0	491	1,509	1,852	1,509	0	-100.00 %
1628163	72700-0	1,060	340	100	340	0	-100.00 %
1628163	77260-0	0	2,075	0	2,075	0	-100.00 %
TOTAL NON-PERSONNEL COSTS		14,144	38,136	11,469	38,136	0	-100.00 %
TOTAL FUND 162		105,587	164,953	54,834	164,953	0	-100.00 %
4858163	89000-0	0	0	0	0	9,600	100.00 %
TOTAL NON-PERSONNEL COSTS		0	0	0	0	9,600	100.00 %
TOTAL FUND 485		0	0	0	0	9,600	100.00 %
8166 CP-GRANTS ADMINISTRATION		1,075,546	8,233,019	268,499	8,298,129	606,443	-92.63 %
1018166	50000-0	159,491	161,110	75,108	161,110	174,775	8.48 %
1018166	50400-0	35,049	27,488	27,488	27,488	27,488	0.00 %
1018166	50415-0	662	884	430	884	943	6.67 %
1018166	50430-0	889	870	870	870	944	8.51 %
1018166	50500-0	32,058	32,187	14,478	32,187	33,209	3.18 %
1018166	50900-0	37,635	0	0	0	0	0.00 %
TOTAL PERSONNEL COSTS		265,784	222,539	118,374	222,539	237,359	6.66 %
1018166	50600-0	17	500	15	500	500	0.00 %
1018166	50800-0	0	300	0	300	300	0.00 %
1018166	70000-0	0	119	119	119	119	0.00 %
1018166	70123-614	0	8,490	6,216	8,490	6,133	-27.76 %
1018166	70200-0	64	43	0	43	60	39.53 %
1018166	70300-0	30	165	0	165	148	-10.30 %
1018166	70400-0	82	125	0	125	125	0.00 %
1018166	70500-0	5	540	1	540	540	0.00 %
1018166	70800-0	0	235	0	235	235	0.00 %
1018166	70907-0	0	200	0	200	200	0.00 %
1018166	71022-0	0	4,400	0	4,400	0	-100.00 %
1018166	71029-0	0	250,000	0	250,000	100,000	-60.00 %
1018166	72600-0	0	1,500	0	1,500	1,470	-2.00 %

**LAFAYETTE CONSOLIDATED GOVERNMENT
2024 - 2025 ADOPTED BUDGET
ANNUAL BUDGET BY DEPARTMENT**

COMMUNITY DEVELOPMENT & PLANNING

<u>CODE</u>	<u>EXPENDITURE</u>	<u>ACTUAL FY 22-23</u>	<u>CUR BUDGET FY 23-24</u>	<u>ACTUAL AT 4/30/2024</u>	<u>PROJECTED FY 23-24</u>	<u>ADOPTED FY 24-25</u>	<u>ADOPTED VS CURRENT</u>
1018166	72700-0	933	917	584	917	917	0.00 %
1018166	78000-0	31,905	13,034	0	78,144	72,816	458.66 %
TOTAL NON-PERSONNEL COSTS		33,036	280,568	6,935	345,678	183,563	-34.57 %
TOTAL FUND 101		298,820	503,107	125,309	568,217	420,922	-16.34 %
1058166	50000-0	26,817	40,311	17,708	40,311	54,725	35.76 %
1058166	50400-0	5,812	5,476	5,476	5,476	11,006	100.99 %
1058166	50415-0	96	241	109	241	327	35.68 %
1058166	50430-0	225	218	218	218	296	35.78 %
1058166	50500-0	3,474	5,221	2,285	5,221	7,087	35.74 %
TOTAL PERSONNEL COSTS		36,424	51,467	25,796	51,467	73,441	42.70 %
1058166	50600-0	0	240	240	240	340	41.67 %
1058166	50800-0	0	100	0	100	100	0.00 %
1058166	70123-614	0	2	0	2	0	-100.00 %
1058166	70200-0	81	80	0	80	85	6.25 %
1058166	70300-0	30	130	0	130	105	-19.23 %
1058166	70400-0	179	200	59	200	200	0.00 %
1058166	70500-0	10	200	13	200	200	0.00 %
1058166	70800-0	0	160	0	160	135	-15.63 %
1058166	71029-0	0	250,000	0	250,000	100,000	-60.00 %
1058166	72700-0	567	570	105	570	515	-9.65 %
1058166	89000-0	0	0	0	0	2,500	100.00 %
TOTAL NON-PERSONNEL COSTS		867	251,682	417	251,682	104,180	-58.61 %
TOTAL FUND 105		37,291	303,149	26,213	303,149	177,621	-41.41 %
1268166	50100-0	6,638	0	0	0	0	0.00 %
1268166	50500-0	508	0	0	0	0	0.00 %
TOTAL PERSONNEL COSTS		7,146	0	0	0	0	0.00 %
TOTAL FUND 126		7,146	0	0	0	0	0.00 %
1628166	50000-0	100,697	143,723	49,228	143,723	0	-100.00 %
1628166	50001-0	0	597	0	597	0	-100.00 %
1628166	50100-0	0	49,672	0	49,672	0	-100.00 %
1628166	50200-0	203	0	0	0	0	0.00 %
1628166	50400-0	15,627	32,513	9,333	32,513	0	-100.00 %
1628166	50415-0	404	1,082	276	1,082	0	-100.00 %
1628166	50430-0	542	806	287	806	0	-100.00 %
1628166	50500-0	24,845	32,030	10,162	32,030	0	-100.00 %
TOTAL PERSONNEL COSTS		142,318	260,423	69,286	260,423	0	-100.00 %
1628166	50600-0	12,826	6,666	1,228	6,666	0	-100.00 %
1628166	50800-0	0	800	0	800	0	-100.00 %
1628166	52000-0	0	400	0	400	0	-100.00 %
1628166	63000-0	0	700	0	700	0	-100.00 %
1628166	70000-0	2,015	200	0	200	0	-100.00 %
1628166	70200-0	261	1,737	25	1,737	0	-100.00 %
1628166	70300-0	93	1,477	131	1,477	0	-100.00 %
1628166	70400-0	482	1,518	548	1,518	0	-100.00 %
1628166	70500-0	138	2,870	87	2,870	0	-100.00 %
1628166	70800-0	0	1,000	0	1,000	0	-100.00 %
1628166	70902-0	621	1,483	311	1,483	0	-100.00 %
1628166	70907-0	7,000	4,000	7,774	4,000	0	-100.00 %

**LAFAYETTE CONSOLIDATED GOVERNMENT
2024 - 2025 ADOPTED BUDGET
ANNUAL BUDGET BY DEPARTMENT**

COMMUNITY DEVELOPMENT & PLANNING

CODE	EXPENDITURE	ACTUAL	CUR BUDGET	ACTUAL AT	PROJECTED	ADOPTED	ADOPTED VS
		FY 22-23	FY 23-24	4/30/2024	FY 23-24	FY 24-25	CURRENT
1628166	71022-0	0	7,000	0	7,000	0	-100.00 %
1628166	72600-0	0	2,000	0	2,000	0	-100.00 %
1628166	72700-0	187	5,798	210	5,798	0	-100.00 %
1628166	77260-0	0	3,012	0	3,012	0	-100.00 %
1628166	89000-0	0	5,598,938	0	5,598,938	0	-100.00 %
TOTAL NON-PERSONNEL COSTS		23,623	5,639,599	10,314	5,639,599	0	-100.00 %
TOTAL FUND 162		165,941	5,900,022	79,600	5,900,022	0	-100.00 %
4858166	71022-0	0	0	0	0	4,400	100.00 %
4858166	89000-0	0	0	0	0	3,500	100.00 %
TOTAL NON-PERSONNEL COSTS		0	0	0	0	7,900	100.00 %
TOTAL FUND 485		0	0	0	0	7,900	100.00 %
6508166	70907-0	268,454	694,919	16,620	694,919	0	-100.00 %
TOTAL NON-PERSONNEL COSTS		268,454	694,919	16,620	694,919	0	-100.00 %
TOTAL FUND 650		268,454	694,919	16,620	694,919	0	-100.00 %
6518166	70907-0	297,894	831,822	20,757	831,822	0	-100.00 %
TOTAL NON-PERSONNEL COSTS		297,894	831,822	20,757	831,822	0	-100.00 %
TOTAL FUND 651		297,894	831,822	20,757	831,822	0	-100.00 %
8192 CP-WIOA-TRAINING		14,910	188,538	8,121	188,538	0	-100.00 %
1268192	50100-0	10,470	4,273	6,514	4,273	0	-100.00 %
1268192	50430-0	0	456	0	456	0	-100.00 %
1268192	50500-0	801	468	498	468	0	-100.00 %
TOTAL PERSONNEL COSTS		11,271	5,197	7,012	5,197	0	-100.00 %
1268192	50600-0	190	5,147	0	5,147	0	-100.00 %
1268192	50800-0	38	69	0	69	0	-100.00 %
1268192	70000-0	150	706	175	706	0	-100.00 %
1268192	70200-0	0	1,059	0	1,059	0	-100.00 %
1268192	70300-0	29	1,529	170	1,529	0	-100.00 %
1268192	70500-0	1,343	(578)	671	(578)	0	-100.00 %
1268192	70765-0	0	1,200	0	1,200	0	-100.00 %
1268192	70800-0	0	874	0	874	0	-100.00 %
1268192	70902-0	0	186	0	186	0	-100.00 %
1268192	70907-0	749	3,056	0	3,056	0	-100.00 %
1268192	72700-0	512	5,097	93	5,097	0	-100.00 %
1268192	77280-0	0	163,674	0	163,674	0	-100.00 %
1268192	89000-0	628	1,322	0	1,322	0	-100.00 %
TOTAL NON-PERSONNEL COSTS		3,639	183,341	1,109	183,341	0	-100.00 %
TOTAL FUND 126		14,910	188,538	8,121	188,538	0	-100.00 %
CP-HUMAN SERVICES		224,582	422,952	107,844	422,952	108,891	-74.25 %
8120 CP-HS-COUNSELING SERVICES		224,582	422,952	107,844	422,952	108,891	-74.25 %
1018120	50000-0	66,278	67,345	30,523	67,345	71,463	6.11 %
1018120	50400-0	5,812	5,476	5,476	5,476	5,476	0.00 %
1018120	50415-0	281	372	180	372	372	0.00 %
1018120	50430-0	357	364	364	364	386	6.04 %
1018120	50500-0	20,460	20,844	9,422	20,844	21,046	0.97 %

**LAFAYETTE CONSOLIDATED GOVERNMENT
2024 - 2025 ADOPTED BUDGET
ANNUAL BUDGET BY DEPARTMENT**

COMMUNITY DEVELOPMENT & PLANNING

			ACTUAL	CUR BUDGET	ACTUAL AT	PROJECTED	ADOPTED	ADOPTED
CODE	EXPENDITURE		FY 22-23	FY 23-24	4/30/2024	FY 23-24	FY 24-25	VS CURRENT
TOTAL PERSONNEL COSTS			93,188	94,401	45,965	94,401	98,743	4.60 %
1018120	50610-0	TRAINING-COLLEGE REIMBURSEMENT	2,175	2,493	0	2,493	2,493	0.00 %
1018120	66000-0	JANITORIAL SUPPLIES & SERVICES	0	432	0	432	432	0.00 %
1018120	67000-0	UTILITIES	5,214	5,000	2,005	5,000	5,000	0.00 %
1018120	70500-0	TELECOMMUNICATIONS	517	2,223	216	2,223	2,223	0.00 %
TOTAL NON-PERSONNEL COSTS			7,906	10,148	2,221	10,148	10,148	0.00 %
TOTAL FUND 101			101,094	104,549	48,186	104,549	108,891	4.15 %
1288120	70800-0	TRAVEL & MEETINGS	0	700	700	700	0	-100.00 %
TOTAL NON-PERSONNEL COSTS			0	700	700	700	0	-100.00 %
TOTAL FUND 128			0	700	700	700	0	-100.00 %
1628120	50000-0	PERSONNEL SALARIES	67,598	157,950	33,760	157,950	0	-100.00 %
1628120	50100-0	TEMPORARY EMPLOYEES	3,934	41,402	2,918	41,402	0	-100.00 %
1628120	50400-0	GROUP HEALTH INSURANCE	11,161	46,597	5,824	46,597	0	-100.00 %
1628120	50415-0	GROUP LIFE INSURANCE	245	1,194	188	1,194	0	-100.00 %
1628120	50430-0	WORKERS COMP INSURANCE	381	925	223	925	0	-100.00 %
1628120	50500-0	RETIREMENT/MEDICARE TAX	11,882	24,853	5,859	24,853	0	-100.00 %
TOTAL PERSONNEL COSTS			95,201	272,921	48,772	272,921	0	-100.00 %
1628120	50600-0	TRAINING OF PERSONNEL	12,663	12,464	989	12,464	0	-100.00 %
1628120	50800-0	UNIFORMS	160	527	0	527	0	-100.00 %
1628120	60000-0	BUILDING MAINTENANCE	202	798	278	798	0	-100.00 %
1628120	63000-0	EQUIPMENT MAINTENANCE	0	900	0	900	0	-100.00 %
1628120	66000-0	JANITORIAL SUPPLIES & SERVICES	531	819	145	819	0	-100.00 %
1628120	67000-0	UTILITIES	0	2,000	0	2,000	0	-100.00 %
1628120	70000-0	DUES & LICENSES	0	800	300	800	0	-100.00 %
1628120	70200-0	POSTAGE/SHIPPING CHARGES	187	501	115	501	0	-100.00 %
1628120	70300-0	PRINTING & BINDING	193	1,207	57	1,207	0	-100.00 %
1628120	70500-0	TELECOMMUNICATIONS	5,227	4,482	1,144	4,482	0	-100.00 %
1628120	70765-0	TOURISM-PUBLIC EDUCATION	0	2,600	0	2,600	0	-100.00 %
1628120	70800-0	TRAVEL & MEETINGS	1,830	3,215	2,280	3,215	0	-100.00 %
1628120	70902-0	DUPLICATING EQUIPMENT EXPENSES	583	917	708	917	0	-100.00 %
1628120	70907-0	CONTRACTUAL SERVICES	4,230	1,718	3,026	1,718	0	-100.00 %
1628120	71022-0	CONTR SERV-SAAS COSTS	0	4,000	0	4,000	0	-100.00 %
1628120	72600-0	TRANSPORTATION	(14)	464	0	464	0	-100.00 %
1628120	72700-0	SUPPLIES & MATERIALS	2,522	4,778	1,144	4,778	0	-100.00 %
1628120	77260-0	RESERVE-GENERAL INCREASE	0	2,592	0	2,592	0	-100.00 %
1628120	80771-0	MISC EXP-PY ADJUSTMENT	(27)	0	0	0	0	0.00 %
TOTAL NON-PERSONNEL COSTS			28,287	44,782	10,186	44,782	0	-100.00 %
TOTAL FUND 162			123,488	317,703	58,958	317,703	0	-100.00 %
CP-DIRECTOR'S OFFICE			759,610	918,819	322,684	926,783	747,541	-18.64 %
9041 CP-DO-DIRECTOR'S OFFICE			645,986	586,819	269,900	594,783	415,541	-29.19 %
2999041	50000-0	PERSONNEL SALARIES	303,545	286,931	124,850	286,931	292,885	2.08 %
2999041	50200-0	OVERTIME	0	1,040	0	1,040	1,061	2.02 %
2999041	50400-0	GROUP HEALTH INSURANCE	40,802	32,964	32,964	32,964	32,964	0.00 %
2999041	50415-0	GROUP LIFE INSURANCE	1,087	1,300	484	1,300	1,336	2.77 %
2999041	50430-0	WORKERS COMP INSURANCE	1,846	1,550	1,550	1,550	1,582	2.06 %
2999041	50500-0	RETIREMENT/MEDICARE TAX	81,420	70,301	24,678	70,301	45,451	-35.35 %
2999041	50900-0	ACCRUED SICK/ANNUAL LEAVE	155,022	156,366	79,532	156,366	0	-100.00 %

**LAFAYETTE CONSOLIDATED GOVERNMENT
2024 - 2025 ADOPTED BUDGET
ANNUAL BUDGET BY DEPARTMENT**

COMMUNITY DEVELOPMENT & PLANNING

<u>CODE</u>	<u>EXPENDITURE</u>	<u>ACTUAL FY 22-23</u>	<u>CUR BUDGET FY 23-24</u>	<u>ACTUAL AT 4/30/2024</u>	<u>PROJECTED FY 23-24</u>	<u>ADOPTED FY 24-25</u>	<u>ADOPTED VS CURRENT</u>
TOTAL PERSONNEL COSTS		583,722	550,452	264,058	550,452	375,279	-31.82 %
2999041	50600-0 TRAINING OF PERSONNEL	708	2,500	262	2,500	2,500	0.00 %
2999041	50800-0 UNIFORMS	157	300	0	300	300	0.00 %
2999041	50925-0 VEHICLE SUBSIDY LEASES	6,023	6,000	2,377	6,000	6,000	0.00 %
2999041	70000-0 DUES & LICENSES	225	1,000	315	1,000	1,000	0.00 %
2999041	70200-0 POSTAGE/SHIPPING CHARGES	1,905	3,000	33	3,000	3,000	0.00 %
2999041	70300-0 PRINTING & BINDING	29	2,000	0	2,000	2,000	0.00 %
2999041	70400-0 PUBLICATION & RECORDATION	555	1,000	13	1,000	1,000	0.00 %
2999041	70500-0 TELECOMMUNICATIONS	546	1,800	231	1,800	1,800	0.00 %
2999041	70800-0 TRAVEL & MEETINGS	142	1,000	19	1,000	1,000	0.00 %
2999041	70902-0 DUPLICATING EQUIPMENT EXPENSES	725	1,200	327	1,200	1,200	0.00 %
2999041	70907-0 CONTRACTUAL SERVICES	40,261	0	0	0	0	0.00 %
2999041	72600-0 TRANSPORTATION	1,446	2,700	292	2,700	2,700	0.00 %
2999041	72700-0 SUPPLIES & MATERIALS	1,893	3,000	1,125	3,000	3,000	0.00 %
2999041	78000-0 UNINSURED LOSSES	2,426	0	0	7,963	9,762	100.00 %
TOTAL NON-PERSONNEL COSTS		57,041	25,500	4,994	33,463	35,262	38.28 %
TOTAL FUND 299		640,763	575,952	269,052	583,915	410,541	-28.72 %
4019041	77140-0 RESERVE-DIRECTOR'S	0	5,000	0	0	0	-100.00 %
4019041	89000-0 CAPITAL OUTLAY	5,223	5,867	848	0	0	-100.00 %
TOTAL NON-PERSONNEL COSTS		5,223	10,867	848	0	0	-100.00 %
TOTAL FUND 401		5,223	10,867	848	0	0	-100.00 %
4619041	77140-0 RESERVE-DIRECTOR'S	0	0	0	5,000	5,000	100.00 %
4619041	89000-0 CAPITAL OUTLAY	0	0	0	5,000	0	0.00 %
TOTAL NON-PERSONNEL COSTS		0	0	0	10,000	5,000	100.00 %
TOTAL FUND 461		0	0	0	10,000	5,000	100.00 %
4859041	89000-0 CAPITAL OUTLAY	0	0	0	868	0	0.00 %
TOTAL NON-PERSONNEL COSTS		0	0	0	868	0	0.00 %
TOTAL FUND 485		0	0	0	868	0	0.00 %
9042 CP-DO-ADJUDICATION BUREAU		113,624	332,000	52,784	332,000	332,000	0.00 %
2999042	52000-0 LEGAL FEES	67,074	68,000	22,445	68,000	68,000	0.00 %
2999042	70200-0 POSTAGE/SHIPPING CHARGES	3,141	5,000	1,670	5,000	5,000	0.00 %
2999042	70400-0 PUBLICATION & RECORDATION	2,680	15,000	4,885	15,000	15,000	0.00 %
2999042	70907-0 CONTRACTUAL SERVICES	31,820	220,000	20,488	220,000	220,000	0.00 %
2999042	71028-0 CONTR SERV-HEARING OFFICERS	8,909	24,000	3,296	24,000	24,000	0.00 %
TOTAL NON-PERSONNEL COSTS		113,624	332,000	52,784	332,000	332,000	0.00 %
TOTAL FUND 299		113,624	332,000	52,784	332,000	332,000	0.00 %
TOTAL COMMUNITY DEVELOPMENT & PLANNING		20,342,467	47,151,989	4,785,311	47,136,272	9,127,060	-80.64 %

OTHER BUDGETARY UNITS

Municipal Civil Service serves to represent the public's interest in matters of personnel or human resources administration by providing the best qualified individuals for open positions through fair and equal opportunity of employment to all candidates, setting policies and procedures for employment activities to protect employees, and providing guidance and direction in the selection, promotion, and wages of classified employees where applicable. The department's goals remain consistent with its mission statement by consistently seeking out opportunities for training and application of better methodologies for compensation and examination principles. The Civil Service System was created under Section 4-15 of the Home Rule Charter for Lafayette City-Parish Consolidated Government.

Statistical Information:

DESCRIPTION	FY 2021-22	FY 2022-23	FY 2023-2024 ESTIMATED	FY 2024-25 PROJECTED
# of Job Requisitions	383	362	350	365
# of Applications Received	1,784	2484	3700	2656
# of Exams Given	390	450	512	450
# of People Tested	1,339	1420	1748	1500
# of Filed Appeal Hearings	2	4	3	3
# of Classification & Pay Audits	39	21	30	30

Police & Fire Civil Service administers an effective, cost-efficient civil service system based on merit, efficiency, fitness, and length of service, consistent with the law and professional standards for police officers and firefighters. Police & Fire Civil Service is required under Louisiana state statutes for large municipalities.

Health Unit is a private company categorized under State Government Public Health Programs and is responsible for administering public health programs.

Cooperative Extension Service offers educational opportunities including online and in-person classes, seminars, workshops, field days, publications, and news releases. In addition, extension agents provide one-on-one advice and, increasingly, use the Internet to disseminate educational information. Educational topics covered include the use of agriculture and natural resources, lawns and gardens, environmental protection and resource conservation, family life, health and nutrition, housing and emergency preparedness, and youth development through the 4-H program.

Library mission is to enhance the quality of life of the residents of Lafayette Parish by providing access to high-quality, cost-effective library services that meet the needs and expectations of the community and to provide opportunities for lifelong learning in accordance with this community's standards. The Library's FY 2024-25 budget reflects commitments to not only traditional library services such as books and programs, but also to services and access with online resources, new technologies, and delivery of materials and services in the community.

Statistical Information:

DESCRIPTION	FY 2021-22	FY 2022-23	FY 2023-24 ESTIMATED	FY 2024-25 PROJECTED
Items Checked Out	1,848,685	1,824,984	1,710,000	1,750,000
Number of Reference Inquiries	132,482	136,123	150,000	153,000
Number of Computer Uses	175,133	173,579	150,000	155,000
Number of Patron Visits	715,481	749,657	750,000	775,000



**LAFAYETTE CONSOLIDATED GOVERNMENT
2024 - 2025 ADOPTED BUDGET
ANNUAL BUDGET BY DEPARTMENT**

OTHER BUDGETARY UNITS RECAP

	Actual FY 22/23	Cur Budget FY 23/24	Actual At FY 23/24	Projected FY 23/24	Adopted FY 24/25	Adopted vs. Current
Expenditures by Type						
PERSONNEL SALARIES	5,796,118	6,764,601	2,659,028	6,764,601	7,572,349	11.94 %
EMPLOYEE BENEFITS	1,176,064	1,142,158	1,120,022	1,142,158	1,128,842	-1.17 %
RETIREMENT SYSTEM	815,529	930,336	369,179	930,336	1,023,404	10.00 %
RETIREE HEALTH INS	34,875	40,688	40,688	40,688	49,279	21.11 %
ACCRUED SICK/ANNUAL	119,740	-	-	-	-	0.00 %
PURCHASED SERVICES	3,152,256	4,125,077	1,543,614	4,238,894	4,163,056	0.92 %
MATERIALS & SUPPLIES	637,774	952,243	235,505	952,243	913,148	-4.11 %
EXTERNAL APPROPRIATIONS	605,147	108,200	58,194	108,200	115,200	6.47 %
UNINSURED LOSSES	26,248	781	-	63,841	73,670	9,332.78 %
MISCELLANEOUS EXPENSE	421,934	445,028	445,464	445,028	460,202	3.41 %
DEBT SERVICE INTEREST	45,461	-	-	-	-	0.00 %
DEBT SERVICE INTEREST INTERNAL	5,438	-	-	-	-	0.00 %
CAPITAL OUTLAY	1,015,499	17,685,492	260,530	17,685,492	-	-100.00 %
Total Expenditures	13,852,083	32,194,604	6,732,224	32,371,481	15,499,150	-51.86 %

**LAFAYETTE CONSOLIDATED GOVERNMENT
2024 - 2025 ADOPTED BUDGET
ANNUAL BUDGET BY DEPARTMENT**

OTHER BUDGETARY UNITS

CODE	EXPENDITURE	ACTUAL	CUR BUDGET	ACTUAL AT	PROJECTED	ADOPTED	ADOPTED
		FY 22-23	FY 23-24	4/30/2024	FY 23-24	FY 24-25	VS CURRENT
OTH-MUNICIPAL CIVIL SERVICE		539,512	555,818	272,739	555,818	583,478	4.98 %
9100 OTH-MUNICIPAL CIVIL SERVICE		539,512	555,818	272,739	555,818	583,478	4.98 %
1019100	50000-0 PERSONNEL SALARIES	376,779	383,458	173,799	383,458	410,726	7.11 %
1019100	50400-0 GROUP HEALTH INSURANCE	46,614	43,916	43,916	43,916	43,916	0.00 %
1019100	50415-0 GROUP LIFE INSURANCE	1,580	1,948	997	1,948	2,021	3.75 %
1019100	50430-0 WORKERS COMP INSURANCE	2,030	2,070	2,070	2,070	2,218	7.15 %
1019100	50500-0 RETIREMENT/MEDICARE TAX	96,825	98,681	44,682	98,681	101,008	2.36 %
TOTAL PERSONNEL COSTS		523,828	530,073	265,464	530,073	559,889	5.62 %
1019100	50925-0 VEHICLE SUBSIDY LEASES	6,023	6,000	2,723	6,000	6,000	0.00 %
1019100	52000-0 LEGAL FEES	7,355	10,000	662	10,000	10,000	0.00 %
1019100	63000-0 EQUIPMENT MAINTENANCE	0	173	0	173	173	0.00 %
1019100	70025-0 DUES & LIC-SOFTWARE/LIC SEARCH	0	250	0	250	250	0.00 %
1019100	70200-0 POSTAGE/SHIPPING CHARGES	213	600	14	600	300	-50.00 %
1019100	70300-0 PRINTING & BINDING	162	500	0	500	250	-50.00 %
1019100	70500-0 TELECOMMUNICATIONS	140	270	73	270	270	0.00 %
1019100	70800-0 TRAVEL & MEETINGS	0	129	0	129	129	0.00 %
1019100	70902-0 DUPLICATING EQUIPMENT EXPENSES	480	500	240	500	500	0.00 %
1019100	70907-0 CONTRACTUAL SERVICES	261	2,350	296	2,350	350	-85.11 %
1019100	71022-0 CONTR SERV-SAAS COSTS	0	3,550	3,024	3,550	0	-100.00 %
1019100	72600-0 TRANSPORTATION	21	300	0	300	294	-2.00 %
1019100	72700-0 SUPPLIES & MATERIALS	1,029	1,123	243	1,123	1,523	35.62 %
TOTAL NON-PERSONNEL COSTS		15,684	25,745	7,275	25,745	20,039	-22.16 %
TOTAL FUND 101		539,512	555,818	272,739	555,818	579,928	4.34 %
4859100	71022-0 CONTR SERV-SAAS COSTS	0	0	0	0	3,550	100.00 %
TOTAL NON-PERSONNEL COSTS		0	0	0	0	3,550	100.00 %
TOTAL FUND 485		0	0	0	0	3,550	100.00 %
OTH-POLICE & FIRE CIVIL SERV		84,162	87,593	23,985	87,593	91,704	4.69 %
9110 OTH-POLICE & FIRE CIVIL SERV		84,162	87,593	23,985	87,593	91,704	4.69 %
1019110	50000-0 PERSONNEL SALARIES	30,408	34,760	15,754	34,760	37,520	7.94 %
1019110	50100-0 TEMPORARY EMPLOYEES	1,961	0	0	0	0	0.00 %
1019110	50400-0 GROUP HEALTH INSURANCE	11,683	5,476	5,476	5,476	5,476	0.00 %
1019110	50415-0 GROUP LIFE INSURANCE	106	208	94	208	224	7.69 %
1019110	50430-0 WORKERS COMP INSURANCE	166	188	188	188	203	7.98 %
1019110	50500-0 RETIREMENT/MEDICARE TAX	3,959	4,261	2,037	4,261	4,859	14.03 %
TOTAL PERSONNEL COSTS		48,283	44,893	23,549	44,893	48,282	7.55 %
1019110	52000-0 LEGAL FEES	35,703	35,000	323	35,000	35,000	0.00 %
1019110	70200-0 POSTAGE/SHIPPING CHARGES	6	200	32	200	200	0.00 %
1019110	70400-0 PUBLICATION & RECORDATION	0	500	0	500	500	0.00 %
1019110	72700-0 SUPPLIES & MATERIALS	170	7,000	81	7,000	7,000	0.00 %
1019110	78000-0 UNINSURED LOSSES	0	0	0	0	722	100.00 %
TOTAL NON-PERSONNEL COSTS		35,879	42,700	436	42,700	43,422	1.69 %
TOTAL FUND 101		84,162	87,593	23,985	87,593	91,704	4.69 %
OTH-HEALTH UNIT		1,658,868	1,681,480	463,923	1,693,859	1,746,717	3.88 %
9120 OTH-HEALTH UNIT		1,658,868	1,681,480	463,923	1,693,859	1,746,717	3.88 %
2669120	50000-0 PERSONNEL SALARIES	412,937	561,044	144,080	561,044	619,721	10.46 %
2669120	50200-0 OVERTIME	34	4,845	0	4,845	4,942	2.00 %

**LAFAYETTE CONSOLIDATED GOVERNMENT
2024 - 2025 ADOPTED BUDGET
ANNUAL BUDGET BY DEPARTMENT**

OTHER BUDGETARY UNITS

<u>CODE</u>		<u>EXPENDITURE</u>	<u>ACTUAL FY 22-23</u>	<u>CUR BUDGET FY 23-24</u>	<u>ACTUAL AT 4/30/2024</u>	<u>PROJECTED FY 23-24</u>	<u>ADOPTED FY 24-25</u>	<u>ADOPTED VS CURRENT</u>
2669120	50400-0	GROUP HEALTH INSURANCE	75,733	71,350	71,350	71,350	76,880	7.75 %
2669120	50415-0	GROUP LIFE INSURANCE	1,663	2,906	781	2,906	3,140	8.05 %
2669120	50430-0	WORKERS COMP INSURANCE	2,585	2,710	2,710	2,710	3,346	23.47 %
2669120	50500-0	RETIREMENT/MEDICARE TAX	53,054	72,653	18,588	72,653	78,308	7.78 %
TOTAL PERSONNEL COSTS			546,006	715,508	237,509	715,508	786,337	9.90 %
2669120	51000-0	ADMINISTRATIVE COST	66,218	70,000	0	82,379	85,000	21.43 %
2669120	60000-0	BUILDING MAINTENANCE	0	1,710	0	1,710	1,710	0.00 %
2669120	69120-0	RENT	337,500	337,500	168,750	337,500	337,500	0.00 %
2669120	70123-614	OTHER INSURANCE PREMIUMS-RM	18,442	31,383	23,089	31,383	23,780	-24.23 %
2669120	70907-0	CONTRACTUAL SERVICES	80,325	81,035	34,575	81,035	91,035	12.34 %
2669120	70969-0	CONTR SERV-COVID-19	0	431,355	0	431,355	0	-100.00 %
2669120	70977-0	CONTR SERV-PUBLIC HEALTH	0	0	0	0	421,355	100.00 %
2669120	76803-0	EXT APP-OCHSNER LAFA GENERAL	498,200	0	0	0	0	0.00 %
2669120	78000-0	UNINSURED LOSSES	21,724	0	0	0	0	0.00 %
2669120	89000-0	CAPITAL OUTLAY	90,453	12,989	0	12,989	0	-100.00 %
TOTAL NON-PERSONNEL COSTS			1,112,862	965,972	226,414	978,351	960,380	-0.58 %
TOTAL FUND 266			1,658,868	1,681,480	463,923	1,693,859	1,746,717	3.88 %
OTH-LA COOP EXT SERVICE			122,317	147,094	65,699	147,094	141,594	-3.74 %
9130 OTH-LA COOP EXT SERVICE			122,317	147,094	65,699	147,094	141,594	-3.74 %
1059130	63000-0	EQUIPMENT MAINTENANCE	0	109	0	109	109	0.00 %
1059130	70500-0	TELECOMMUNICATIONS	9,182	17,500	4,591	17,500	17,500	0.00 %
1059130	70902-0	DUPLICATING EQUIPMENT EXPENSES	1,037	2,914	528	2,914	2,914	0.00 %
1059130	72600-0	TRANSPORTATION	2,302	2,871	1,140	2,871	2,871	0.00 %
1059130	72700-0	SUPPLIES & MATERIALS	3,049	3,200	1,446	3,200	3,200	0.00 %
1059130	76300-0	EXT APP-LA COOPERATIVE EXT SVC	100,000	100,000	50,000	100,000	100,000	0.00 %
1059130	76710-0	EXT APP-ACAD DIST LIVESTOCK	6,747	8,000	7,994	8,000	15,000	87.50 %
1059130	89000-0	CAPITAL OUTLAY	0	12,500	0	12,500	0	-100.00 %
TOTAL NON-PERSONNEL COSTS			122,317	147,094	65,699	147,094	141,594	-3.74 %
TOTAL FUND 105			122,317	147,094	65,699	147,094	141,594	-3.74 %
OTH-LIBRARY			11,447,224	29,722,619	5,905,878	29,887,117	12,935,657	-56.48 %
9200 OTH-LIBRARY			11,447,224	29,722,619	5,905,878	29,887,117	12,935,657	-56.48 %
1279200	70907-0	CONTRACTUAL SERVICES	1,092	0	0	0	0	0.00 %
1279200	72700-0	SUPPLIES & MATERIALS	1,308	0	0	0	0	0.00 %
TOTAL NON-PERSONNEL COSTS			2,400	0	0	0	0	0.00 %
TOTAL FUND 127			2,400	0	0	0	0	0.00 %
2639200	50000-0	PERSONNEL SALARIES	4,893,785	5,613,744	2,257,507	5,613,744	6,332,690	12.81 %
2639200	50100-0	TEMPORARY EMPLOYEES	729	1,500	344	1,500	1,500	0.00 %
2639200	50200-0	OVERTIME	2,016	5,250	1,058	5,250	5,250	0.00 %
2639200	50225-0	OVERTIME-POLICE SECURITY	77,469	160,000	66,486	160,000	160,000	0.00 %
2639200	50400-0	GROUP HEALTH INSURANCE	984,234	949,346	949,346	949,346	921,804	-2.90 %
2639200	50410-0	GROUP HEALTH INS-RETIRES	34,875	40,688	40,688	40,688	49,279	21.11 %
2639200	50415-0	GROUP LIFE INSURANCE	19,780	31,684	12,738	31,684	35,416	11.78 %
2639200	50430-0	WORKERS COMP INSURANCE	29,890	30,356	30,356	30,356	34,198	12.66 %
2639200	50500-0	RETIREMENT/MEDICARE TAX	661,691	754,741	303,872	754,741	839,229	11.19 %
2639200	50900-0	ACCRUED SICK/ANNUAL LEAVE	119,740	0	0	0	0	0.00 %
TOTAL PERSONNEL COSTS			6,824,209	7,587,309	3,662,395	7,587,309	8,379,366	10.44 %

**LAFAYETTE CONSOLIDATED GOVERNMENT
2024 - 2025 ADOPTED BUDGET
ANNUAL BUDGET BY DEPARTMENT**

OTHER BUDGETARY UNITS

CODE	EXPENDITURE	ACTUAL	CUR BUDGET	ACTUAL AT	PROJECTED	ADOPTED	ADOPTED
		FY 22-23	FY 23-24	4/30/2024	FY 23-24	FY 24-25	VS CURRENT
2639200	50600-0	36,432	37,000	7,763	37,000	37,000	0.00 %
2639200	50800-0	485	1,635	39	1,635	1,635	0.00 %
2639200	50925-0	5,364	6,000	2,723	6,000	6,000	0.00 %
2639200	51000-0	432,795	432,795	0	534,233	534,233	23.44 %
2639200	57031-0	4,096	4,417	4,416	4,416	4,492	1.70 %
2639200	57081-0	11,589	6,276	0	6,276	6,080	-3.12 %
2639200	57150-0	0	3,395	0	3,396	0	-100.00 %
2639200	60000-0	88,230	154,047	93,796	154,047	156,160	1.37 %
2639200	63000-0	83,150	5,350	385	5,350	6,500	21.50 %
2639200	65000-0	79,130	110,150	23,357	110,150	140,000	27.10 %
2639200	66000-0	314,570	316,225	126,982	316,225	324,000	2.46 %
2639200	67000-0	402,496	473,090	148,687	473,090	473,090	0.00 %
2639200	69120-0	12,429	64,900	36,656	64,900	64,900	0.00 %
2639200	70000-0	11,113	8,587	3,403	8,587	8,325	-3.05 %
2639200	70123-0	2,703	2,885	0	2,885	4,050	40.38 %
2639200	70123-614	219,080	349,281	256,915	349,281	264,612	-24.24 %
2639200	70200-0	15,292	15,745	7,102	15,745	17,500	11.15 %
2639200	70300-0	0	200	0	200	200	0.00 %
2639200	70315-0	13,432	30,028	7,745	30,028	12,500	-58.37 %
2639200	70320-0	382	500	0	500	500	0.00 %
2639200	70400-0	143	1,500	0	1,500	1,500	0.00 %
2639200	70500-0	35,723	45,300	18,767	45,300	41,500	-8.39 %
2639200	70520-0	428,055	484,875	284,593	484,875	484,875	0.00 %
2639200	70560-0	21,382	48,234	12,158	48,234	48,234	0.00 %
2639200	70700-0	2,375	6,700	0	6,700	6,700	0.00 %
2639200	70902-0	13,907	15,900	5,241	15,900	18,600	16.98 %
2639200	70907-0	330,489	172,625	60,333	172,625	175,000	1.38 %
2639200	70917-0	3,540	28,114	0	28,114	14,750	-47.54 %
2639200	70918-0	20,220	26,880	2,490	26,880	26,880	0.00 %
2639200	71022-0	0	240,550	201,182	240,550	246,500	2.47 %
2639200	72100-0	2,944	4,050	1,405	4,050	4,050	0.00 %
2639200	72120-0	29,094	40,100	29,094	40,100	40,100	0.00 %
2639200	72220-0	104,499	205,000	31,558	205,000	195,000	-4.88 %
2639200	72230-0	256,784	330,000	83,883	330,000	330,000	0.00 %
2639200	72240-0	10,541	31,679	7,659	31,679	11,200	-64.65 %
2639200	72250-0	11,710	23,500	1,527	23,500	23,500	0.00 %
2639200	72260-0	33	300	275	300	550	83.33 %
2639200	72600-0	46,078	44,375	11,572	44,375	44,375	0.00 %
2639200	72700-0	67,134	97,500	34,331	97,500	97,500	0.00 %
2639200	72720-0	13,715	54,710	4,636	54,710	45,450	-16.93 %
2639200	72725-0	86,878	104,900	26,616	104,900	104,900	0.00 %
2639200	76120-0	200	200	200	200	200	0.00 %
2639200	77140-0	0	10,000	0	10,000	10,000	0.00 %
2639200	78000-0	4,524	781	0	63,841	72,948	9,240.33 %
2639200	78557-0	45,461	0	0	0	0	0.00 %
2639200	80250-0	5,438	0	0	0	0	0.00 %
2639200	80420-0	421,934	435,028	445,464	435,028	450,202	3.49 %
2639200	89000-0	925,046	17,660,003	260,530	17,660,003	0	-100.00 %
TOTAL NON-PERSONNEL COSTS		4,620,615	22,135,310	2,243,483	22,299,808	4,556,291	-79.42 %
TOTAL FUND 263		11,444,824	29,722,619	5,905,878	29,887,117	12,935,657	-56.48 %
TOTAL OTHER BUDGETARY UNITS		13,852,083	32,194,604	6,732,224	32,371,481	15,499,150	-51.86 %

UTILITIES

Lafayette Utilities System (LUS) is a publicly owned and operated utility which provides reliable and affordable electric energy, safe and clean drinking water, and environmentally sound wastewater. LUS fulfills its mission of “Improving the Way You Live” with a high standard of customer service and solid investments in the community through support of local organizations and the citizens of Lafayette to make Lafayette a better place to live, work, and play.

As a municipal provider of electric, water, and wastewater services, LUS is committed to strong financial management and prudent rate setting. This commitment has allowed for continuous system improvement while keeping customer rates low and maintaining strong scores from all major bond rating agencies. For fiscal year 2024-25, the goals of LUS include, but are not limited to, providing the following:

- **Safe and Reliable Service:** LUS customers have grown accustomed to the least number of electric outages in the state along with safe water and environmentally-conscious wastewater services. For fiscal year 2024-25, LUS has budgeted \$21.1M in the Electric Operations Division, \$14.8M in the Water Operations Division, and \$18.1M in the Wastewater Operations Division.
- **Customer Service:** LUS customers expect top-notch, courteous service and accurate billing information. For fiscal year 2024-25, LUS has budgeted \$5.9M to provide high-quality customer service at two locations in the City of Lafayette. These locations handle an average of over 30,000 walk-in transactions per month.
- **Employee Development:** LUS places high value on the continuous training and development of its workforce averaging over 17,000 man-hours of training per year which includes rigorous safety training and other vital certifications.
- **Performance Benchmarks:** LUS strives to exceed established benchmarks regarding system reliability, regulatory compliance, and financial objectives to continue to reinvest and expand our systems.

Statistical Information:

DESCRIPTION	FY 2021-22	FY 2022-23	FY 2023-24 ESTIMATED	FY 2024-25 PROJECTED
I. Number of Customers				
Electric	70,865	71,521	71,801	72,130
Water	58,227	59,076	59,651	59,985
Wastewater	46,792	47,446	47,896	48,116
II. Electric Statistics				
Kilowatt Hours Sold	1,981,781,987	2,047,184,843	2,026,506,000	2,037,713,000
Peak Megawatts Demand on System	461	499	459	463
III. Water Statistics				
Gallons Sold	7,525,040,000	7,973,060,000	7,820,229,000	8,300,677,000
Peak Million Gallon Demand on System	34.8	34.8	34.5 (YTD)	34.7

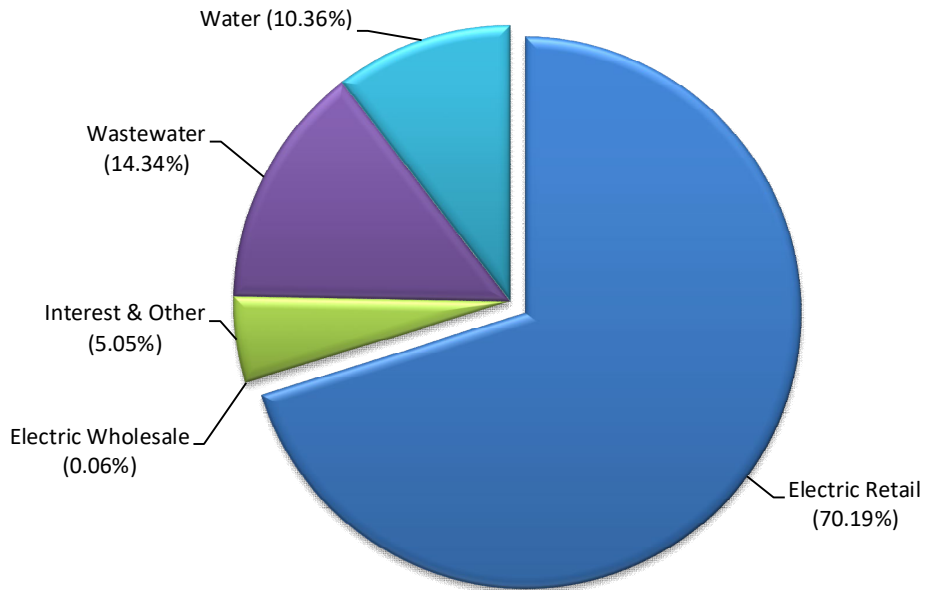
Performance Measures:

PERFORMANCE MEASURE	BENCHMARK	FY 2022-23 ACTUAL	FY 2023-24 ESTIMATED	FY 2024-25 FORECAST/GOAL
I. Maintain electric reliability				
System Average Interruption Frequency Index	< 1.0	0.36	0.48 (YTD)	< 1.0
System Average Interruption Duration Index	< 49 minutes	20.4	26.6 (YTD)	< 49 minutes
II. Maintain compliance with applicable regulations for electrical reliability (NERC)				
	Meet compliance	Yes	Yes	Yes
III. Comply with regulations in the capacity, management operation, and maintenance program				
	> 10% inspection	Yes	Yes	Yes
IV. Comply with bond ordinance related to capital project investment				
	7.5% of revenues	Yes	Yes	Yes
V. Generate sufficient earnings to provide the general fund with LUS’s ILOT payment to support community needs				
	Meet test	Yes	Yes	Yes

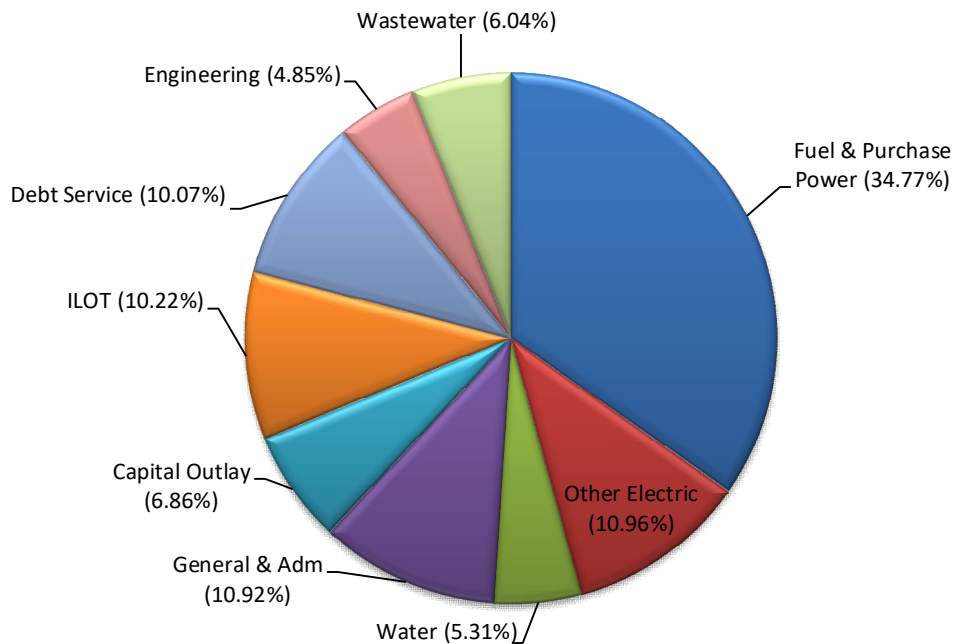


Lafayette Consolidated Government Utilities Budget 2024 - 25

LUS Revenues
\$283,415,356



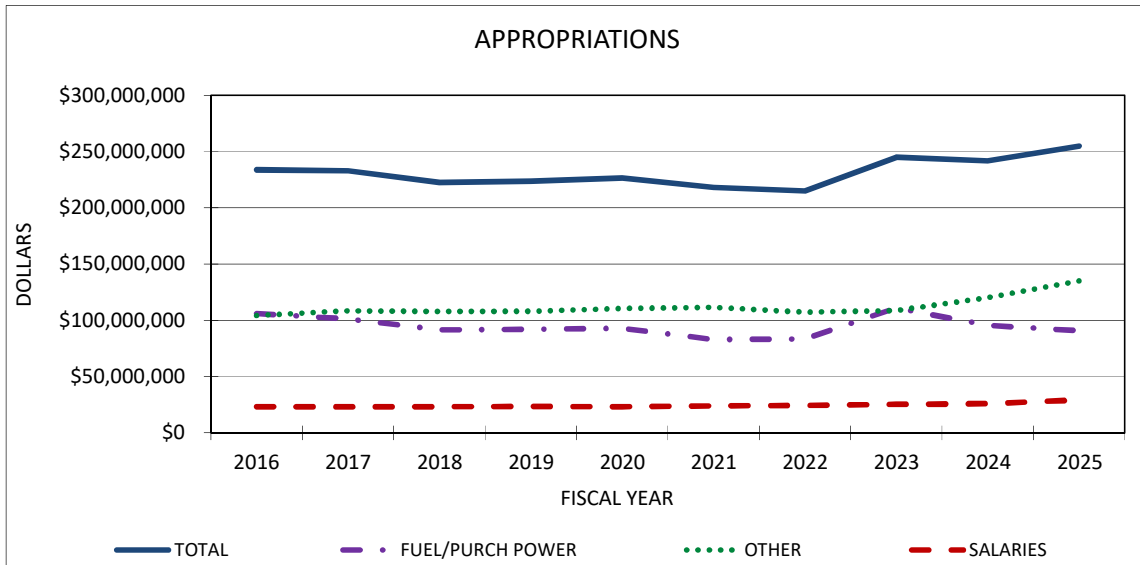
LUS Appropriations
\$269,941,191



LAFAYETTE CONSOLIDATED GOVERNMENT
2024-25 ADOPTED BUDGET
UTILITIES DEPARTMENT

10 YEAR BUDGET HISTORY
APPROPRIATIONS, EXCLUDING CAPITAL

FISCAL YEAR	TOTAL	SALARIES	FUEL/PURCH POWER	OTHER	STRENGTH	STRENGTH CHANGE
2016	\$233,690,429	23,353,021	106,090,894	104,246,514	467	0
2017	\$232,815,165	23,056,764	101,303,752	108,454,649	464	(3)
2018	\$222,640,662	23,174,803	91,708,261	107,757,598	464	0
2019	\$223,687,051	23,418,908	92,141,719	108,126,424	460	(4)
2020	\$226,582,848	23,305,175	92,843,211	110,434,462	460	0
2021	\$218,223,306	23,843,948	82,923,263	111,456,095	447	(13)
2022	\$215,113,795	24,332,501	83,558,868	107,222,426	454	7
2023	\$244,935,475	25,165,715	111,015,536	108,754,224	457	3
2024	\$241,597,425	25,900,725	95,653,216	120,043,484	462	5
2025	\$254,816,491	29,175,725	90,629,089	135,011,677	467	5



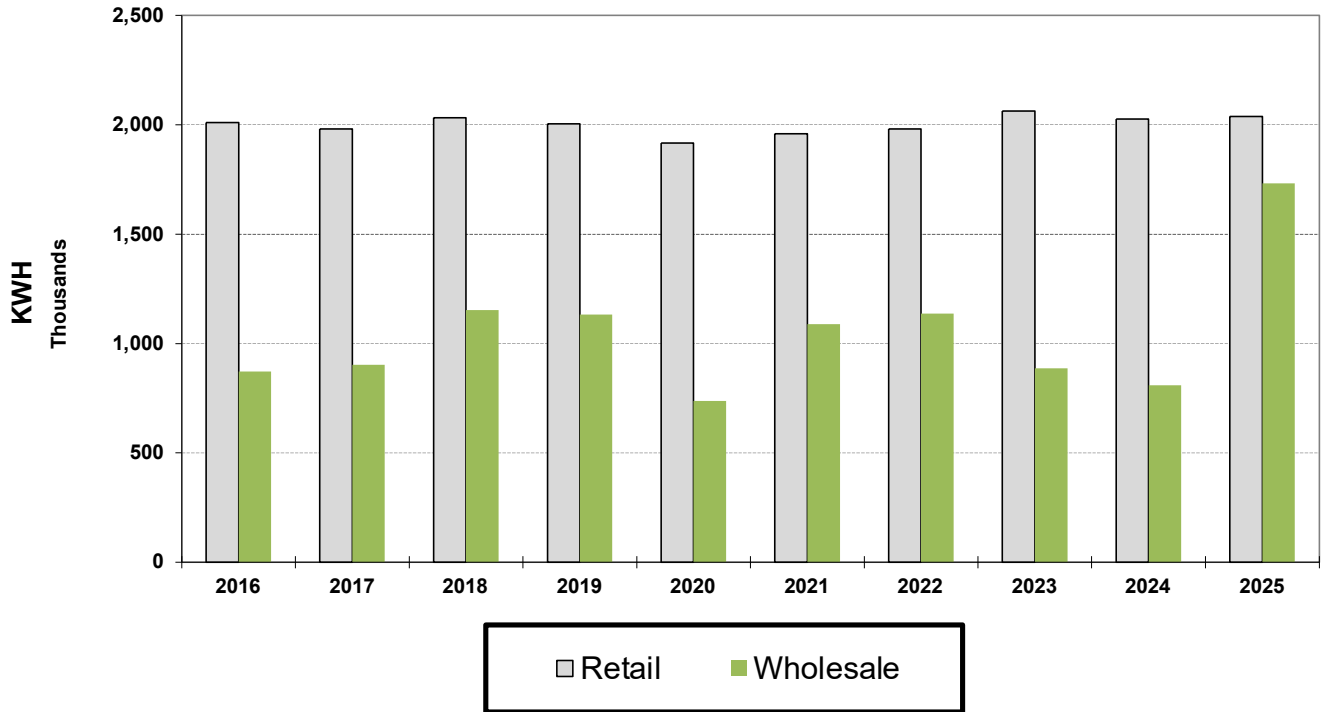
Significant Changes

2023-City and Parish Councils approved pay adjustment during FY2022 increasing salaries and benefits. The addition of three positions also caused an increase to salaries and benefits. Increase in Fuel/Purchase Power is due to operational requirements and market fuel costs.

2024-City and Parish Councils approved a 2% pay adjustment for FY2024, increasing salaries and benefits. The addition of five positions (2-Customer Service Floor Leaders, Plant Instrument Mech II, Water Operations Manager, Civil Engineer Aide Spec I), also increased salaries and benefits. General operational increases offset by decreases in Fuel/Purchase Power.

2025-City and Parish Councils approved a Pay Plan for FY2025, increasing salaries and benefits. There was a net addition of five positions (Employee Development Coordinator, Safety and Employee Development Supervisor, Water/Wastewater Supervisor, Water/WW Trouble Shooter and Wastewater Plant Operator) primarily due to the restructuring of the water distribution department.

LUS ELECTRIC KWH SALES TEN YEAR HISTORY



In December 2013, the Lafayette Utility System joined the Midcontinent Independent System Operator (MISO). All of LUS's Energy Requirements are purchased from MISO and it sells energy to MISO based upon economic dispatching. For reporting purposes, the revenue from MISO Sales are netted against the MISO Purchased Power Cost. Wholesale KWHs represent sales to MISO and Retail represents KWHs purchased from MISO and sold to LUS retail customers.



City of Lafayette
2024-25 Adopted Budget
Lafayette Utilities System Pro Forma

	Current Budget		Projection		Adopted		Projected	
	FY 23-24	FY 23-24	FY 23-24	FY 23-24	FY 24-25	FY 24-25	FY 25-26	FY 26-27
Operating Revenue								
Electric Retail Sales	\$ 107,404,818	\$ 107,404,818	\$ 111,055,358	\$ 116,346,551	\$ 121,243,972	\$ 126,345,624		
Electric Retail Fuel Adj.	88,308,507	88,308,507	87,889,801	86,755,314	88,344,679	99,735,207		
Electric Wholesale Sales	175,000	175,000	175,000	175,000	175,000	175,000		
Water Sales	26,046,487	34,139,080	29,362,198	31,325,913	32,793,933	34,931,013		
Wastewater Sales	37,133,299	36,264,648	40,630,961	41,768,714	44,024,643	46,378,226		
Billing For Services	1,700,000	1,226,090	1,700,000	1,700,000	1,700,000	1,700,000		
Interest Income	3,781,667	7,199,856	4,474,259	4,816,906	4,879,554	4,595,988		
Miscellaneous Other	19,210,295	19,237,469	5,666,000	6,282,987	6,446,345	6,613,950		
Total Operating Revenue	283,760,073	293,955,468	280,953,577	289,171,385	299,608,126	320,475,009		
Operating Expenses								
Personnel Salaries	(30,039,277)	(30,039,852)	(33,537,486)	(33,537,486)	(33,537,486)	(33,537,486)		
Employee Benefits	(3,901,693)	(3,901,693)	(3,955,179)	(4,034,283)	(4,114,968)	(4,197,268)		
Retirement System	(5,373,399)	(5,372,301)	(5,639,826)	(5,696,224)	(5,753,187)	(5,810,718)		
Retiree Health Insur	(511,495)	(511,495)	(427,079)	(431,350)	(435,663)	(440,020)		
Accrued Sick/Annual	(485,326)	(485,326)	(1,342,756)	(500,000)	(500,000)	(500,000)		
Purchased Services	(44,040,163)	(44,646,825)	(44,310,413)	(45,462,484)	(46,644,508)	(47,857,266)		
Materials & Supplies	(7,983,941)	(7,813,314)	(9,170,166)	(9,408,590)	(9,653,214)	(9,904,197)		
Uninsured Losses	(480,793)	(786,997)	(1,242,948)	(500,000)	(500,000)	(500,000)		
COGS Prod	(96,253,216)	(96,253,216)	(94,466,129)	(93,865,889)	(95,743,297)	(107,628,591)		
Miscellaneous	(2,975,027)	(2,975,027)	(3,288,015)	(3,373,503)	(3,461,214)	(3,551,206)		
ILOT	(25,400,000)	(27,258,238)	(27,600,000)	(27,800,000)	(28,500,000)	(29,600,000)		
Total Operating Expenses	(217,444,330)	(220,044,284)	(224,979,997)	(224,609,809)	(228,843,538)	(243,526,752)		
Other Income/(Expense)								
Normal Cap. & Spec. Eq.	(31,426,169)	(31,419,479)	(14,374,700)	(15,093,435)	(15,848,107)	(16,640,512)		
Principal fr Internal Loans	1,808,347	1,808,347	1,880,682	1,955,909	2,034,145	2,115,511		
Interest fr Internal Loans	639,868	639,868	581,097	519,975	456,408	390,298		
Principal on LT Debt	(18,540,000)	(18,540,000)	(18,980,000)	(19,525,000)	(20,085,000)	(19,490,000)		
Interest on LT Debt	(8,653,776)	(8,653,775)	(8,206,494)	(7,646,444)	(7,066,644)	(6,466,044)		
Total Other	(56,171,730)	(56,165,039)	(39,099,415)	(39,788,995)	(40,509,198)	(40,090,747)		
Total Use of Operating Cash	(273,616,060)	(276,209,323)	(264,079,412)	(264,398,805)	(269,352,734)	(283,617,499)		
Cash Available for Capital								
& New Debt Service	\$ 10,144,013	\$ 17,746,145	\$ 16,874,165	\$ 24,772,580	\$ 30,255,392	\$ 36,857,510		

**LAFAYETTE CONSOLIDATED GOVERNMENT
2024 - 2025 ADOPTED BUDGET
ANNUAL BUDGET BY DEPARTMENT**

UTILITIES DEPARTMENT RECAP

	Actual FY 22/23	Cur Budget FY 23/24	Actual At FY 23/24	Projected FY 23/24	Adopted FY 24/25	Adopted vs. Current
Expenditures by Type						
PERSONNEL SALARIES	25,846,017	30,039,277	11,749,921	30,039,852	33,537,486	11.65 %
EMPLOYEE BENEFITS	4,073,784	3,901,693	2,011,625	3,901,693	3,955,179	1.37 %
RETIREMENT SYSTEM	4,795,586	5,373,399	2,323,946	5,372,301	5,639,826	4.96 %
RETIREE HEALTH INS	494,057	511,495	255,747	511,495	427,079	-16.50 %
ACCRUED SICK/ANNUAL	625,054	485,326	(28,429)	485,326	1,342,756	176.67 %
PURCHASED SERVICES	27,176,010	44,040,163	14,669,811	44,646,825	44,310,413	0.61 %
MATERIALS & SUPPLIES	7,400,204	7,983,941	3,262,704	7,813,314	9,170,166	14.86 %
EXTERNAL APPROPRIATIONS	628,497	1,066,940	442,618	1,066,940	1,149,928	7.78 %
UNINSURED LOSSES	1,009,314	480,793	-	786,997	1,242,948	158.52 %
COGS PROD	100,993,745	96,253,216	38,461,410	96,253,216	94,466,129	-1.86 %
MISCELLANEOUS EXPENSE	1,156,875	1,908,087	368,853	1,908,087	2,138,087	12.05 %
ILOT	25,432,565	25,400,000	10,564,560	27,258,238	27,600,000	8.66 %
DEBT SERVICE PRINCIPAL	-	18,540,000	-	18,540,000	18,980,000	2.37 %
DEBT SERVICE INTEREST	6,705,100	8,653,776	4,277,903	8,653,776	8,206,494	-5.17 %
DEBT SERVICE INTEREST INTERNAL	57,107	-	-	-	-	0.00 %
DEPRECIATION/AMORTIZATION	25,096,837	-	13,169,668	-	-	0.00 %
CAPITAL OUTLAY	17,838,428	62,426,127	8,535,588	62,050,668	-	-100.00 %
SPECIAL EQUIP CAPITAL	16,177,253	24,296,889	6,771,374	24,294,089	14,374,700	-40.84 %
RE CAPITAL	13,773,790	62,602,762	4,374,175	59,723,331	-	-100.00 %
RESERVE NORMAL CAP & SPEC EQ	-	1,977,568	-	1,980,368	3,400,000	71.93 %
RESERVE FUTURE DEBT	-	854,034	-	854,034	-	-100.00 %
RETAINED EARNINGS	-	35,690,454	-	38,569,885	-	-100.00 %
Total Expenditures	279,280,223	432,485,940	121,211,474	434,710,435	269,941,191	-37.58 %

**LAFAYETTE CONSOLIDATED GOVERNMENT
2024 - 2025 ADOPTED BUDGET
ANNUAL BUDGET BY DEPARTMENT**

UTILITIES DEPARTMENT

CODE	EXPENDITURE	ACTUAL	CUR BUDGET	ACTUAL AT	PROJECTED	ADOPTED	ADOPTED VS
		FY 22-23	FY 23-24	4/30/2024	FY 23-24	FY 24-25	CURRENT
UT-DIRECTOR'S OFFICE		1,550,334	2,830,031	759,103	2,830,031	2,830,375	0.01 %
7000 UT-DIRECTOR'S OFFICE		1,550,334	2,830,031	759,103	2,830,031	2,830,375	0.01 %
5027000	50000-0 PERSONNEL SALARIES	319,263	327,895	140,116	327,895	334,562	2.03 %
5027000	50100-0 TEMPORARY EMPLOYEES	0	18,000	0	18,000	18,000	0.00 %
5027000	50400-0 GROUP HEALTH INSURANCE	17,495	16,482	8,241	16,482	22,012	33.55 %
5027000	50415-0 GROUP LIFE INSURANCE	615	644	352	644	706	9.63 %
5027000	50430-0 WORKERS COMP INSURANCE	1,716	1,750	1,750	1,750	1,806	3.20 %
5027000	50500-0 RETIREMENT/MEDICARE TAX	41,380	42,462	18,136	42,462	46,079	8.52 %
TOTAL PERSONNEL COSTS		380,469	407,233	168,595	407,233	423,165	3.91 %
5027000	50925-0 VEHICLE SUBSIDY LEASES	6,023	6,000	2,723	6,000	6,000	0.00 %
5027000	52000-0 LEGAL FEES	272,779	228,000	68,814	228,000	270,000	18.42 %
5027000	63000-0 EQUIPMENT MAINTENANCE	0	329	0	329	329	0.00 %
5027000	70000-0 DUES & LICENSES	158,925	180,000	79,954	180,000	180,000	0.00 %
5027000	70200-0 POSTAGE/SHIPPING CHARGES	54	1,231	25	1,231	1,231	0.00 %
5027000	70300-0 PRINTING & BINDING	146	1,888	398	1,888	1,888	0.00 %
5027000	70500-0 TELECOMMUNICATIONS	6,743	26,100	424	26,100	26,100	0.00 %
5027000	70800-0 TRAVEL & MEETINGS	9,384	18,500	8,036	18,500	18,500	0.00 %
5027000	70907-0 CONTRACTUAL SERVICES	577,801	600,000	171,093	600,000	670,000	11.67 %
5027000	72700-0 SUPPLIES & MATERIALS	1,447	2,462	936	2,462	2,462	0.00 %
5027000	77140-0 RESERVE-DIRECTOR'S	0	750,000	0	750,000	750,000	0.00 %
5027000	89510-0 SPECIAL EQUIPMENT CAPITAL	136,563	608,288	258,105	608,288	480,700	-20.97 %
TOTAL NON-PERSONNEL COSTS		1,169,865	2,422,798	590,508	2,422,798	2,407,210	-0.64 %
TOTAL FUND 502		1,550,334	2,830,031	759,103	2,830,031	2,830,375	0.01 %
UT-UTILITY-GENERAL ACCOUNTS		66,875,016	69,084,372	33,631,150	71,684,326	71,050,375	2.85 %
7010 UT-UTILITY-GENERAL ACCOUNTS		66,875,016	69,084,372	33,631,150	71,684,326	71,050,375	2.85 %
5027010	50227-0 OVERTIME-SAAS IMPLEMENTATION	0	98,934	1,625	98,934	100,913	2.00 %
5027010	50410-0 GROUP HEALTH INS-RETIREEES	494,057	511,495	255,747	511,495	427,079	-16.50 %
5027010	50500-0 RETIREMENT/MEDICARE TAX	0	444	0	444	0	-100.00 %
5027010	50900-0 ACCRUED SICK/ANNUAL LEAVE	625,054	485,326	(48,174)	485,326	1,342,756	176.67 %
5027010	76474-0 EXT APP-MERS	628,497	1,066,940	442,618	1,066,940	1,149,928	7.78 %
5027010	78200-0 PENSION PAYMENTS	(398,842)	0	0	0	0	0.00 %
TOTAL PERSONNEL COSTS		1,348,766	2,163,139	651,816	2,163,139	3,020,676	39.64 %
5027010	51000-0 ADMINISTRATIVE COST	3,547,615	3,550,000	1,819,998	3,985,512	4,000,000	12.68 %
5027010	51020-2301 BD COST OF ISSUANCE-LUS 2023	0	930,350	0	930,350	0	-100.00 %
5027010	51040-0 CONTRA ADMIN COSTS-LUS WK ORDR	(497,401)	0	0	0	0	0.00 %
5027010	53000-0 AUDITING FEES	85,000	90,000	0	90,000	99,024	10.03 %
5027010	53050-0 PAYING AGENT FEES	61,977	85,000	31,635	85,000	85,000	0.00 %
5027010	57170-0 WEBSITE ENHANCEMENT	1,111	25,000	2,447	25,000	0	-100.00 %
5027010	63000-0 EQUIPMENT MAINTENANCE	0	410	0	410	410	0.00 %
5027010	67000-0 UTILITIES	216,587	275,000	84,047	275,000	275,000	0.00 %
5027010	69010-0 CONTR SERV-800 MHZ MTC	30,000	30,000	22,000	30,000	30,000	0.00 %
5027010	70123-0 OTHER INSURANCE PREMIUMS	1,618,144	2,765,236	1,958,985	2,765,236	2,051,916	-25.80 %
5027010	70123-614 OTHER INSURANCE PREMIUMS-RM	0	1,040	0	1,040	0	-100.00 %
5027010	70200-0 POSTAGE/SHIPPING CHARGES	34,318	29,925	14,144	29,925	29,925	0.00 %
5027010	70500-0 TELECOMMUNICATIONS	0	93,000	0	93,000	93,000	0.00 %
5027010	70710-0 TOURISM-BLUEPRINTS	9,120	9,120	3,540	9,120	9,120	0.00 %
5027010	70715-0 TOURISM-CHRISTMAS LIGHTING	5,682	25,460	18,816	25,460	25,460	0.00 %
5027010	70727-0 TOURISM-CUST ED-SMART GRID	5,850	6,500	6,125	6,500	6,500	0.00 %
5027010	70730-0 TOURISM-CUSTOMER INFO	558,821	717,670	331,737	717,670	700,000	-2.46 %

**LAFAYETTE CONSOLIDATED GOVERNMENT
2024 - 2025 ADOPTED BUDGET
ANNUAL BUDGET BY DEPARTMENT**

UTILITIES DEPARTMENT

		ACTUAL	CUR BUDGET	ACTUAL AT	PROJECTED	ADOPTED	ADOPTED	
CODE	EXPENDITURE	FY 22-23	FY 23-24	4/30/2024	FY 23-24	FY 24-25	VS CURRENT	
5027010	70735-0	TOURISM-FEST ACADIENS(IN KIND)	8,998	8,208	0	8,208	10,000	21.83 %
5027010	70750-0	TOURISM-INT FESTIVAL (IN KIND)	19,333	19,000	0	19,000	21,000	10.53 %
5027010	70770-0	TOURISM-PUBLIC POWER WEEK	0	3,570	0	3,570	3,570	0.00 %
5027010	70780-0	TOURISM-SHARE THE LIGHT	2,683	5,500	4,829	5,500	5,500	0.00 %
5027010	70902-0	DUPLICATING EQUIPMENT EXPENSES	504	3,746	72	3,746	3,746	0.00 %
5027010	70907-0	CONTRACTUAL SERVICES	206,443	547,809	52,285	547,809	550,000	0.40 %
5027010	70921-0	CONTR SERV-GPS MONITORING	78,531	91,591	26,515	91,591	91,591	0.00 %
5027010	71030-0	CONT SERV-SAAS IMPLEMENTATION	0	1,887,645	151,257	1,887,645	1,887,645	0.00 %
5027010	72100-0	EQUIPMENT RENTAL	478	1,642	239	1,642	1,642	0.00 %
5027010	72700-0	SUPPLIES & MATERIALS	756	5,208	489	5,208	5,208	0.00 %
5027010	72730-0	SUP & MAT-EMP RECOGNITION	27,616	30,000	0	30,000	30,000	0.00 %
5027010	77240-0	RESERVE-FUTURE DEBT SERVICE	0	854,034	0	854,034	0	-100.00 %
5027010	77580-0	RESERVE-BOND PRINCIPAL	0	18,540,000	0	18,540,000	18,980,000	2.37 %
5027010	78000-0	UNINSURED LOSSES	1,009,314	480,793	0	786,997	1,242,948	158.52 %
5027010	79000-0	COST OF INVENTORY USED	403,812	600,000	70,445	600,000	600,000	0.00 %
5027010	80020-0	FAIR VALUE ADJUSTMENT	(758,472)	0	0	0	0	0.00 %
5027010	80110-0	DEPRECIATION EXPENSE-ELECTRIC	15,768,310	0	8,108,115	0	0	0.00 %
5027010	80120-0	DEPRECIATION EXPENSE-WATER	4,456,300	0	2,264,088	0	0	0.00 %
5027010	80130-0	DEPRECIATION EXPENSE-SEWER	6,385,162	0	3,350,146	0	0	0.00 %
5027010	80210-0	INTEREST ON LONG TERM DEBT	6,705,100	8,653,776	4,277,903	8,653,776	8,206,494	-5.17 %
5027010	80220-0	INT OF CUSTOMER DEPOSIT-LUS	977	0	17	0	0	0.00 %
5027010	80230-0	INT OF CUSTOMER DEPOSIT-WDN	1	0	0	0	0	0.00 %
5027010	80250-0	LEASE INTEREST	8,487	0	0	0	0	0.00 %
5027010	80360-0	INVENTORY OBSOLESCEENT EXPENSE	(9,941)	0	0	0	0	0.00 %
5027010	80430-0	ILOT	25,432,565	25,400,000	10,564,560	27,258,238	27,600,000	8.66 %
5027010	80500-0	AMORTIZATION OF UTILITY PLANT	243,669	0	86,746	0	0	0.00 %
5027010	80520-0	AMORT OF LOSS ON REQ DEBT	383,458	0	182,314	0	0	0.00 %
5027010	80550-0	AMORTIZED BOND PREMIUM	(1,724,995)	0	(821,741)	0	0	0.00 %
5027010	80565-0	AMORTIZATION OF LEASE	35,754	0	0	0	0	0.00 %
5027010	80700-0	BAD DEBT EXPENSE	907,860	0	329,600	0	225,000	100.00 %
5027010	80755-0	FRANCHISE FEES	44,532	55,000	9,407	55,000	60,000	9.09 %
5027010	80780-0	OPEB EXPENSE	76,231	0	0	0	0	0.00 %
5027010	80796-0	BILLABLE AP PAYMENTS	135,960	1,100,000	28,574	1,100,000	1,100,000	0.00 %
TOTAL NON-PERSONNEL COSTS		65,526,250	66,921,233	32,979,334	69,521,187	68,029,699	1.66 %	
TOTAL FUND 502		66,875,016	69,084,372	33,631,150	71,684,326	71,050,375	2.85 %	
UT-SUPPORT SERVICES		3,507,928	3,555,651	1,144,096	3,555,651	3,808,051	7.10 %	
7001 UT-SS-ADMINISTRATION/SUPPORT		589,328	833,385	285,426	833,385	778,907	-6.54 %	
5027001	50000-0	PERSONNEL SALARIES	397,780	508,872	192,882	508,872	535,187	5.17 %
5027001	50100-0	TEMPORARY EMPLOYEES	15,592	19,968	0	19,968	19,968	0.00 %
5027001	50200-0	OVERTIME	0	2,040	0	2,040	2,081	2.01 %
5027001	50300-0	PROMOTION COSTS	0	52,225	0	52,225	0	-100.00 %
5027001	50400-0	GROUP HEALTH INSURANCE	64,109	65,928	32,964	65,928	54,868	-16.78 %
5027001	50415-0	GROUP LIFE INSURANCE	1,607	2,601	1,090	2,601	2,700	3.81 %
5027001	50430-0	WORKERS COMP INSURANCE	2,648	2,749	2,749	2,749	2,890	5.13 %
5027001	50500-0	RETIREMENT/MEDICARE TAX	81,254	90,944	36,382	90,944	96,669	6.30 %
TOTAL PERSONNEL COSTS		562,990	745,327	266,067	745,327	714,363	-4.15 %	
5027001	50600-0	TRAINING OF PERSONNEL	12,770	32,500	11,427	32,500	32,500	0.00 %
5027001	70000-0	DUES & LICENSES	2,402	5,405	1,901	5,405	5,405	0.00 %
5027001	70200-0	POSTAGE/SHIPPING CHARGES	91	656	0	656	656	0.00 %
5027001	70300-0	PRINTING & BINDING	234	329	88	329	329	0.00 %

**LAFAYETTE CONSOLIDATED GOVERNMENT
2024 - 2025 ADOPTED BUDGET
ANNUAL BUDGET BY DEPARTMENT**

UTILITIES DEPARTMENT

CODE	EXPENDITURE	ACTUAL	CUR BUDGET	ACTUAL AT	PROJECTED	ADOPTED	ADOPTED VS
		FY 22-23	FY 23-24	4/30/2024	FY 23-24	FY 24-25	CURRENT
5027001	70400-0	0	570	0	570	570	0.00 %
5027001	70500-0	3,192	8,000	1,558	8,000	8,000	0.00 %
5027001	70800-0	2,860	4,208	1,653	4,208	4,208	0.00 %
5027001	72600-0	40	4,593	110	4,593	4,593	0.00 %
5027001	72700-0	2,831	3,283	346	3,283	3,283	0.00 %
5027001	89510-0	1,918	28,514	2,276	28,514	5,000	-82.46 %
TOTAL NON-PERSONNEL COSTS		26,338	88,058	19,359	88,058	64,544	-26.70 %
TOTAL FUND 502		589,328	833,385	285,426	833,385	778,907	-6.54 %
7005 UT-SS-SAFETY & EMP DEVELOPMENT		858,905	244,500	118,930	244,500	468,450	91.60 %
5027005	50000-0	84,375	86,003	38,978	86,003	229,940	167.36 %
5027005	50100-0	14,794	18,096	7,952	18,096	19,001	5.00 %
5027005	50200-0	0	515	515	0	0	-100.00 %
5027005	50400-0	11,624	10,952	5,476	10,952	32,964	200.99 %
5027005	50415-0	359	513	230	513	1,307	154.78 %
5027005	50430-0	455	464	464	464	1,242	167.67 %
5027005	50500-0	11,971	11,146	5,701	11,138	32,686	193.25 %
TOTAL PERSONNEL COSTS		123,578	127,689	59,316	127,166	317,140	148.37 %
5027005	50600-0	70,953	103,900	56,527	103,900	128,500	23.68 %
5027005	70200-0	0	246	0	246	246	0.00 %
5027005	70300-0	0	164	0	164	164	0.00 %
5027005	70500-0	112	500	64	500	500	0.00 %
5027005	70800-0	0	0	0	0	5,500	100.00 %
5027005	72700-0	8,500	10,877	2,890	11,400	11,400	4.81 %
5027005	89510-0	655,762	1,124	133	1,124	5,000	344.84 %
TOTAL NON-PERSONNEL COSTS		735,327	116,811	59,614	117,334	151,310	29.53 %
TOTAL FUND 502		858,905	244,500	118,930	244,500	468,450	91.60 %
7006 UT-SS-METER SERVICES		1,969,052	2,347,565	705,031	2,347,565	2,400,321	2.25 %
5027006	50000-0	611,277	668,447	279,303	668,447	739,796	10.67 %
5027006	50100-0	23,509	40,000	0	40,000	40,000	0.00 %
5027006	50200-0	155,005	150,000	96,389	150,000	200,000	33.33 %
5027006	50400-0	134,030	120,742	60,371	120,742	120,742	0.00 %
5027006	50415-0	2,514	3,884	1,612	3,884	4,373	12.59 %
5027006	50430-0	3,566	3,610	3,610	3,610	3,997	10.72 %
5027006	50500-0	143,060	138,832	61,235	138,832	134,307	-3.26 %
TOTAL PERSONNEL COSTS		1,072,961	1,125,515	502,520	1,125,515	1,243,215	10.46 %
5027006	50600-0	1,824	8,000	5,817	8,000	24,000	200.00 %
5027006	50800-0	9,394	9,500	6,472	9,500	15,000	57.89 %
5027006	63000-0	200	8,075	0	8,075	8,075	0.00 %
5027006	70200-0	0	821	0	821	821	0.00 %
5027006	70300-0	0	410	0	410	410	0.00 %
5027006	70500-0	41,421	52,560	21,344	52,560	57,800	9.97 %
5027006	70907-0	293,039	654,000	107,553	654,000	780,000	19.27 %
5027006	70912-0	0	21,500	0	21,500	34,000	58.14 %
5027006	72600-0	90,098	160,000	44,514	160,000	160,000	0.00 %
5027006	72700-0	25,381	23,750	16,517	23,750	72,000	203.16 %
5027006	89510-0	434,734	283,434	294	283,434	5,000	-98.24 %
TOTAL NON-PERSONNEL COSTS		896,091	1,222,050	202,511	1,222,050	1,157,106	-5.31 %

**LAFAYETTE CONSOLIDATED GOVERNMENT
2024 - 2025 ADOPTED BUDGET
ANNUAL BUDGET BY DEPARTMENT**

UTILITIES DEPARTMENT

<u>CODE</u>		<u>EXPENDITURE</u>	<u>ACTUAL FY 22-23</u>	<u>CUR BUDGET FY 23-24</u>	<u>ACTUAL AT 4/30/2024</u>	<u>PROJECTED FY 23-24</u>	<u>ADOPTED FY 24-25</u>	<u>ADOPTED VS CURRENT</u>
TOTAL FUND 502			1,969,052	2,347,565	705,031	2,347,565	2,400,321	2.25 %
7007 UT-SS-UTILITY CONSERVATION			90,643	130,201	34,709	130,201	160,373	23.17 %
5027007	50000-0	PERSONNEL SALARIES	43,733	44,437	20,140	44,437	49,325	11.00 %
5027007	50400-0	GROUP HEALTH INSURANCE	5,812	5,476	2,738	5,476	5,476	0.00 %
5027007	50415-0	GROUP LIFE INSURANCE	186	265	119	265	294	10.94 %
5027007	50430-0	WORKERS COMP INSURANCE	235	240	240	240	266	10.83 %
5027007	50500-0	RETIREMENT/MEDICARE TAX	5,650	5,754	2,602	5,754	6,387	11.00 %
TOTAL PERSONNEL COSTS			55,616	56,172	25,839	56,172	61,748	9.93 %
5027007	50600-0	TRAINING OF PERSONNEL	4,200	4,227	3,704	4,227	4,227	0.00 %
5027007	70000-0	DUES & LICENSES	0	2,375	0	2,375	2,375	0.00 %
5027007	70500-0	TELECOMMUNICATIONS	0	1,720	0	1,720	1,720	0.00 %
5027007	70730-0	TOURISM-CUSTOMER INFO	27,009	27,284	0	27,284	72,500	165.72 %
5027007	70907-0	CONTRACTUAL SERVICES	0	5,202	498	5,202	5,202	0.00 %
5027007	72600-0	TRANSPORTATION	576	1,149	81	1,149	1,149	0.00 %
5027007	72700-0	SUPPLIES & MATERIALS	3,242	6,452	4,587	6,452	6,452	0.00 %
5027007	89510-0	SPECIAL EQUIPMENT CAPITAL	0	25,620	0	25,620	5,000	-80.48 %
TOTAL NON-PERSONNEL COSTS			35,027	74,029	8,870	74,029	98,625	33.22 %
TOTAL FUND 502			90,643	130,201	34,709	130,201	160,373	23.17 %
UT-CUSTOMER SERVICE			4,926,081	5,582,945	2,337,784	5,582,945	5,877,357	5.27 %
7011 UT-CUSTOMER SERVICE			4,926,081	5,582,945	2,337,784	5,582,945	5,877,357	5.27 %
5027011	50000-0	PERSONNEL SALARIES	1,085,232	1,269,824	518,418	1,268,313	1,450,951	14.26 %
5027011	50100-0	TEMPORARY EMPLOYEES	921	24,884	960	24,884	24,884	0.00 %
5027011	50200-0	OVERTIME	29,266	58,000	11,144	58,000	59,160	2.00 %
5027011	50300-0	PROMOTION COSTS	0	58,432	0	60,411	53,797	-7.93 %
5027011	50400-0	GROUP HEALTH INSURANCE	238,882	219,418	109,709	219,418	202,828	-7.56 %
5027011	50415-0	GROUP LIFE INSURANCE	4,473	7,103	2,990	7,103	8,310	16.99 %
5027011	50430-0	WORKERS COMP INSURANCE	6,073	6,661	6,661	6,661	7,838	17.67 %
5027011	50500-0	RETIREMENT/MEDICARE TAX	196,281	222,475	94,756	222,007	257,538	15.76 %
TOTAL PERSONNEL COSTS			1,561,128	1,866,797	744,638	1,866,797	2,065,306	10.63 %
5027011	50600-0	TRAINING OF PERSONNEL	9,667	26,500	7,035	26,500	26,500	0.00 %
5027011	50800-0	UNIFORMS	4,827	4,988	4,092	4,988	4,988	0.00 %
5027011	60000-0	BUILDING MAINTENANCE	2,871	7,500	0	7,500	7,500	0.00 %
5027011	63000-0	EQUIPMENT MAINTENANCE	147	2,000	437	2,000	2,000	0.00 %
5027011	67000-0	UTILITIES	22,466	32,000	12,752	32,000	32,000	0.00 %
5027011	69120-0	RENT	16,938	181,863	158,666	181,863	181,863	0.00 %
5027011	69121-0	RENT-MOSS ST CUSTOMER SERV BLD	0	127,164	70,918	127,164	127,164	0.00 %
5027011	70200-0	POSTAGE/SHIPPING CHARGES	417,318	417,442	175,884	417,442	430,000	3.01 %
5027011	70300-0	PRINTING & BINDING	142,338	194,601	60,029	194,601	200,000	2.77 %
5027011	70400-0	PUBLICATION & RECORDATION	181,156	210,500	89,940	210,500	210,500	0.00 %
5027011	70500-0	TELECOMMUNICATIONS	116,416	159,000	67,615	159,000	159,000	0.00 %
5027011	70907-0	CONTRACTUAL SERVICES	2,099,121	2,262,094	935,454	2,262,094	2,345,286	3.68 %
5027011	70912-0	CONTR SERV-CAR LEASES	0	7,500	0	7,500	11,000	46.67 %
5027011	72600-0	TRANSPORTATION	116	1,000	36	1,000	1,000	0.00 %
5027011	72700-0	SUPPLIES & MATERIALS	21,873	38,250	10,288	38,250	38,250	0.00 %
5027011	80250-0	LEASE INTEREST	36,054	0	0	0	0	0.00 %
5027011	80565-0	AMORTIZATION OF LEASE	201,310	0	0	0	0	0.00 %
5027011	89510-0	SPECIAL EQUIPMENT CAPITAL	92,335	43,746	0	43,746	35,000	-19.99 %
TOTAL NON-PERSONNEL COSTS			3,364,953	3,716,148	1,593,146	3,716,148	3,812,051	2.58 %

**LAFAYETTE CONSOLIDATED GOVERNMENT
2024 - 2025 ADOPTED BUDGET
ANNUAL BUDGET BY DEPARTMENT**

UTILITIES DEPARTMENT

CODE	EXPENDITURE	ACTUAL	CUR BUDGET	ACTUAL AT	PROJECTED	ADOPTED	ADOPTED VS
		FY 22-23	FY 23-24	4/30/2024	FY 23-24	FY 24-25	CURRENT
TOTAL FUND 502		4,926,081	5,582,945	2,337,784	5,582,945	5,877,357	5.27 %
UT-ENVIRONMENTAL COMPLIANCE		1,553,262	2,018,721	721,160	2,018,721	2,011,409	-0.36 %
7015 UT-ENVIRONMENTAL COMPLIANCE		1,553,262	2,018,721	721,160	2,018,721	2,011,409	-0.36 %
5027015	50000-0 PERSONNEL SALARIES	966,102	988,673	437,467	988,673	1,071,505	8.38 %
5027015	50100-0 TEMPORARY EMPLOYEES	0	24,600	0	24,600	24,600	0.00 %
5027015	50200-0 OVERTIME	5,853	10,200	1,644	10,200	10,404	2.00 %
5027015	50400-0 GROUP HEALTH INSURANCE	139,842	131,748	65,874	131,748	126,218	-4.20 %
5027015	50415-0 GROUP LIFE INSURANCE	3,976	5,647	2,499	5,647	6,042	6.99 %
5027015	50430-0 WORKERS COMP INSURANCE	5,231	5,340	5,340	5,340	5,785	8.33 %
5027015	50500-0 RETIREMENT/MEDICARE TAX	223,950	229,271	102,121	229,271	242,802	5.90 %
TOTAL PERSONNEL COSTS		1,344,954	1,395,479	614,945	1,395,479	1,487,356	6.58 %
5027015	50600-0 TRAINING OF PERSONNEL	12,071	20,000	2,665	20,000	20,000	0.00 %
5027015	50800-0 UNIFORMS	908	2,500	272	2,500	2,500	0.00 %
5027015	63000-0 EQUIPMENT MAINTENANCE	4,679	4,701	2,931	4,701	6,000	27.63 %
5027015	70000-0 DUES & LICENSES	1,115	1,888	210	1,888	1,888	0.00 %
5027015	70200-0 POSTAGE/SHIPPING CHARGES	1,573	2,283	531	2,283	2,283	0.00 %
5027015	70300-0 PRINTING & BINDING	658	1,642	639	1,642	1,642	0.00 %
5027015	70400-0 PUBLICATION & RECORDATION	0	475	0	475	475	0.00 %
5027015	70500-0 TELECOMMUNICATIONS	2,071	4,000	1,010	4,000	4,000	0.00 %
5027015	70600-0 TESTING EXPENSE	101,965	125,000	27,565	125,000	125,000	0.00 %
5027015	70800-0 TRAVEL & MEETINGS	0	410	0	410	410	0.00 %
5027015	70902-0 DUPLICATING EQUIPMENT EXPENSES	0	855	0	855	855	0.00 %
5027015	70906-0 REGULATORY FEES & PENALTIES	12,000	15,000	0	15,000	15,000	0.00 %
5027015	70907-0 CONTRACTUAL SERVICES	20,384	215,000	34,672	215,000	215,000	0.00 %
5027015	70912-0 CONTR SERV-CAR LEASES	0	26,500	0	26,500	42,000	58.49 %
5027015	72600-0 TRANSPORTATION	13,467	13,000	4,659	13,000	15,000	15.38 %
5027015	72700-0 SUPPLIES & MATERIALS	13,115	17,520	8,320	17,520	20,000	14.16 %
5027015	72905-0 LABORATORY SUPPLIES	28,240	35,000	17,969	35,000	35,000	0.00 %
5027015	89510-0 SPECIAL EQUIPMENT CAPITAL	(3,938)	137,468	4,772	137,468	17,000	-87.63 %
TOTAL NON-PERSONNEL COSTS		208,308	623,242	106,215	623,242	524,053	-15.92 %
TOTAL FUND 502		1,553,262	2,018,721	721,160	2,018,721	2,011,409	-0.36 %
UT-POWER PRODUCTION		105,687,624	105,347,356	40,619,888	105,347,356	102,709,392	-2.50 %
7020 UT-POWER PRODUCTION		105,687,624	105,347,356	40,619,888	105,347,356	102,709,392	-2.50 %
5027020	50000-0 PERSONNEL SALARIES	1,892,405	2,236,758	873,868	2,235,449	2,373,348	6.11 %
5027020	50100-0 TEMPORARY EMPLOYEES	24,874	25,600	10,756	25,600	25,600	0.00 %
5027020	50200-0 OVERTIME	204,382	248,724	80,385	248,724	253,698	2.00 %
5027020	50300-0 PROMOTION COSTS	0	21,459	0	22,947	56,732	164.37 %
5027020	50400-0 GROUP HEALTH INSURANCE	303,227	274,610	137,305	274,610	274,610	0.00 %
5027020	50415-0 GROUP LIFE INSURANCE	7,652	12,064	4,922	12,064	12,434	3.07 %
5027020	50430-0 WORKERS COMP INSURANCE	12,111	12,041	12,041	12,041	12,816	6.44 %
5027020	50500-0 RETIREMENT/MEDICARE TAX	394,006	419,789	174,488	419,610	426,833	1.68 %
5027020	50900-0 ACCRUED SICK/ANNUAL LEAVE	0	0	19,745	0	0	0.00 %
TOTAL PERSONNEL COSTS		2,838,657	3,251,045	1,313,510	3,251,045	3,436,071	5.69 %
5027020	50600-0 TRAINING OF PERSONNEL	16,470	60,000	26,912	60,000	60,000	0.00 %
5027020	50800-0 UNIFORMS	11,514	20,000	8,103	20,000	20,000	0.00 %
5027020	60000-0 BUILDING MAINTENANCE	16,849	22,832	4,249	22,832	22,832	0.00 %
5027020	63000-0 EQUIPMENT MAINTENANCE	10,316	27,360	174	27,360	27,360	0.00 %
5027020	63000-71 EQUIP MAINT-DOC BONIN	9,321	23,750	2,661	23,750	0	-100.00 %

**LAFAYETTE CONSOLIDATED GOVERNMENT
2024 - 2025 ADOPTED BUDGET
ANNUAL BUDGET BY DEPARTMENT**

UTILITIES DEPARTMENT

		ACTUAL	CUR BUDGET	ACTUAL AT	PROJECTED	ADOPTED	ADOPTED	
CODE	EXPENDITURE	FY 22-23	FY 23-24	4/30/2024	FY 23-24	FY 24-25	VS CURRENT	
5027020	63000-72	EQUIP MAINT-TJ LABBE	363,806	536,750	80,782	536,750	536,750	0.00 %
5027020	63000-73	EQUIP MAINT-HARGIS HEBERT	409,809	483,750	127,693	483,750	483,750	0.00 %
5027020	64000-72	GENERATOR MAINT-TJ LABBE	321,996	55,000	28,585	500,000	500,000	809.09 %
5027020	64000-73	GENERATOR MAINT-HARGIS-HEBERT	218,376	1,015,000	0	570,000	570,000	-43.84 %
5027020	65000-71	GROUNDS MAINT-DOC BONIN	26,630	53,000	3,195	53,000	53,000	0.00 %
5027020	65000-72	GROUNDS MAINT-TJ LABBE	2,370	4,120	0	4,120	4,120	0.00 %
5027020	65000-73	GROUNDS MAINT-HARGIS-HEBERT	1,980	4,120	0	4,120	4,120	0.00 %
5027020	66000-0	JANITORIAL SUPPLIES & SERVICES	4,172	7,000	2,691	7,000	7,000	0.00 %
5027020	67000-0	UTILITIES	2,343	2,000	1,063	2,000	2,800	40.00 %
5027020	67000-71	UTILITIES-DOC BONIN	73,244	100,000	26,544	100,000	50,000	-50.00 %
5027020	67000-72	UTILITIES-TJ LABBE	26,229	50,000	4,927	50,000	100,000	100.00 %
5027020	67000-73	UTILITIES-HARGIS-HEBERT	47,652	60,000	8,479	60,000	60,000	0.00 %
5027020	69000-71	CONTR SERV-DOC BONIN	68,703	145,240	1,221	145,240	20,000	-86.23 %
5027020	69000-72	CONTR SERV-TJ LABBE	177,128	356,300	26,745	356,300	356,300	0.00 %
5027020	69000-73	CONTR SERV-HARGIS-HEBERT	207,669	343,000	37,800	343,000	343,000	0.00 %
5027020	69160-0	TRANSMISSION CHARGES	(546,585)	1,660,877	267,217	1,660,877	960,441	-42.17 %
5027020	70000-0	DUES & LICENSES	352	1,642	91	1,642	1,642	0.00 %
5027020	70200-0	POSTAGE/SHIPPING CHARGES	8,229	8,000	263	8,000	8,000	0.00 %
5027020	70300-0	PRINTING & BINDING	58	410	0	410	410	0.00 %
5027020	70400-0	PUBLICATION & RECORDATION	590	1,900	0	1,900	1,900	0.00 %
5027020	70500-0	TELECOMMUNICATIONS	221,417	236,832	106,802	236,832	236,832	0.00 %
5027020	70600-0	TESTING EXPENSE	566	1,642	0	1,642	1,642	0.00 %
5027020	70600-72	TEST EXP-TJ LABBE	10,900	28,240	9,909	28,240	28,240	0.00 %
5027020	70600-73	TEST EXP-HARGIS HEBERT	5,658	18,240	4,416	18,240	18,240	0.00 %
5027020	70800-0	TRAVEL & MEETINGS	376	1,642	261	1,642	1,642	0.00 %
5027020	70902-0	DUPLICATING EQUIPMENT EXPENSES	2,613	3,420	2,762	3,420	3,420	0.00 %
5027020	70907-0	CONTRACTUAL SERVICES	82,709	405,000	1,913	405,000	340,200	-16.00 %
5027020	70912-0	CONTR SERV-CAR LEASES	0	68,000	0	68,000	97,000	42.65 %
5027020	72010-72	CHEM TRTMENT SUP-TJ LABBE	33,281	45,000	9,215	45,000	45,000	0.00 %
5027020	72010-73	CHEM TRTMENT SUP-HARGIS-HEBERT	32,134	50,000	10,025	50,000	50,000	0.00 %
5027020	72030-71	SUP & MAT-DOC BONIN	2,002	4,750	46	4,750	4,750	0.00 %
5027020	72030-72	SUP & MAT-TJ LABBE	56,267	57,000	11,065	57,000	57,000	0.00 %
5027020	72030-73	SUP & MAT-HARGIS-HEBERT	54,639	57,750	9,493	57,750	57,750	0.00 %
5027020	72100-0	EQUIPMENT RENTAL	0	821	0	821	821	0.00 %
5027020	72100-71	EQUIP RENTAL-DOC BONIN	0	4,560	0	4,560	0	-100.00 %
5027020	72100-72	EQUIP RENTAL-TJ LABBE	43,479	50,688	9,284	50,688	50,688	0.00 %
5027020	72100-73	EQUIP RENTAL-HARGIS-HEBERT	38,867	50,688	3,880	50,688	50,688	0.00 %
5027020	72600-0	TRANSPORTATION	42,901	33,754	31,147	33,754	33,754	0.00 %
5027020	72700-0	SUPPLIES & MATERIALS	55,846	66,500	21,268	66,500	81,500	22.56 %
5027020	72905-0	LABORATORY SUPPLIES	5,794	7,600	0	7,600	7,600	0.00 %
5027020	79010-0	PRODUCTION FUEL	5,248,645	22,658,740	2,598,538	22,658,740	24,667,309	8.86 %
5027020	79020-0	PURCHASE POWER-LPPA	53,935,067	75,050,376	19,875,432	75,050,376	65,961,780	-12.11 %
5027020	79030-0	PURCHASE POWER-OTHER	4,077,187	4,721,501	3,363,166	2,521,501	2,551,265	-45.96 %
5027020	79031-0	PURCHASE POWER-MISO	73,230,146	101,216,685	22,394,136	103,416,685	102,924,955	1.69 %
5027020	79031-80	PURCHASE POWER-MISO SALES	(35,901,112)	107,994,086	(9,840,307)	107,994,086	102,239,180	-5.33 %
5027020	89510-0	SPECIAL EQUIPMENT CAPITAL	90,364	208,917	24,532	208,917	47,000	-77.50 %
TOTAL NON-PERSONNEL COSTS		102,848,967	102,096,311	39,306,378	102,096,311	99,273,321	-2.77 %	
TOTAL FUND 502		105,687,624	105,347,356	40,619,888	105,347,356	102,709,392	-2.50 %	
UT-ELECTRIC OPERATIONS		15,943,413	25,156,861	8,083,743	25,156,861	21,118,812	-16.05 %	
7030 UT-EO-ADMINISTRATION/MGMT		238,084	270,572	115,164	270,572	277,673	2.62 %	
5027030	50000-0	PERSONNEL SALARIES	143,261	175,231	74,110	175,231	181,293	3.46 %

**LAFAYETTE CONSOLIDATED GOVERNMENT
2024 - 2025 ADOPTED BUDGET
ANNUAL BUDGET BY DEPARTMENT**

UTILITIES DEPARTMENT

CODE	EXPENDITURE	ACTUAL	CUR BUDGET	ACTUAL AT	PROJECTED	ADOPTED	ADOPTED VS
		FY 22-23	FY 23-24	4/30/2024	FY 23-24	FY 24-25	CURRENT
5027030	50100-0	0	3,525	0	3,525	3,525	0.00 %
5027030	50200-0	12,853	0	0	0	0	0.00 %
5027030	50400-0	17,495	22,012	11,006	22,012	16,482	-25.12 %
5027030	50415-0	451	589	335	589	609	3.40 %
5027030	50430-0	923	947	947	947	979	3.38 %
5027030	50500-0	44,462	47,684	22,891	47,684	54,201	13.67 %
TOTAL PERSONNEL COSTS		219,445	249,988	109,289	249,988	257,089	2.84 %
5027030	50600-0	2,710	2,736	405	2,736	2,736	0.00 %
5027030	63000-0	0	410	406	410	410	0.00 %
5027030	70000-0	112	329	0	329	329	0.00 %
5027030	70200-0	0	164	0	164	164	0.00 %
5027030	70300-0	0	902	0	902	902	0.00 %
5027030	70400-0	466	1,045	276	1,045	1,045	0.00 %
5027030	70500-0	4,704	6,000	875	6,000	6,000	0.00 %
5027030	70800-0	7,952	7,125	3,125	7,125	7,125	0.00 %
5027030	72600-0	0	689	12	689	689	0.00 %
5027030	72700-0	2,695	1,184	776	1,184	1,184	0.00 %
TOTAL NON-PERSONNEL COSTS		18,639	20,584	5,875	20,584	20,584	0.00 %
TOTAL FUND 502		238,084	270,572	115,164	270,572	277,673	2.62 %
7032 UT-EO-TRANSMISSION/DISTRBTN		8,948,680	15,902,222	4,542,542	15,902,222	12,071,551	-24.09 %
5027032	50000-0	2,850,041	3,399,163	1,345,947	3,397,727	3,586,502	5.51 %
5027032	50100-0	86,950	132,614	39,401	132,614	132,614	0.00 %
5027032	50200-0	440,612	600,000	137,710	600,000	612,000	2.00 %
5027032	50300-0	0	98,772	0	100,394	98,063	-0.72 %
5027032	50400-0	425,869	384,616	192,308	384,616	379,086	-1.44 %
5027032	50415-0	11,692	15,648	7,760	15,648	16,239	3.78 %
5027032	50430-0	18,063	18,210	18,210	18,210	19,367	6.35 %
5027032	50500-0	651,368	691,663	297,967	691,477	718,411	3.87 %
TOTAL PERSONNEL COSTS		4,484,595	5,340,686	2,039,303	5,340,686	5,562,282	4.15 %
5027032	50600-0	57,695	80,000	10,968	80,000	80,000	0.00 %
5027032	50800-0	28,219	50,000	44,349	50,000	55,000	10.00 %
5027032	63000-0	12,098	38,000	19,398	38,000	38,000	0.00 %
5027032	70000-0	818	1,200	250	1,200	1,200	0.00 %
5027032	70200-0	2,154	575	380	575	575	0.00 %
5027032	70400-0	0	950	211	950	950	0.00 %
5027032	70500-0	132,130	133,240	66,956	133,240	133,240	0.00 %
5027032	70800-0	7,307	20,602	4,546	20,602	25,000	21.35 %
5027032	70907-0	3,159,466	4,250,122	1,806,276	4,250,122	4,277,122	0.64 %
5027032	70907-7009	58,181	0	0	0	0	0.00 %
5027032	70912-0	0	267,000	0	267,000	741,272	177.63 %
5027032	72100-0	0	410	24	410	410	0.00 %
5027032	72600-0	516,507	470,000	207,668	470,000	470,000	0.00 %
5027032	72700-0	378,675	420,000	155,157	420,000	432,500	2.98 %
5027032	89510-0	110,835	4,829,437	187,056	4,829,437	254,000	-94.74 %
TOTAL NON-PERSONNEL COSTS		4,464,085	10,561,536	2,503,239	10,561,536	6,509,269	-38.37 %
TOTAL FUND 502		8,948,680	15,902,222	4,542,542	15,902,222	12,071,551	-24.09 %
7033 UT-EO-ENERGY CONTROL		3,775,200	3,796,471	1,733,110	3,796,471	3,853,278	1.50 %
5027033	50000-0	1,887,355	1,559,403	694,411	1,559,403	1,634,670	4.83 %

**LAFAYETTE CONSOLIDATED GOVERNMENT
2024 - 2025 ADOPTED BUDGET
ANNUAL BUDGET BY DEPARTMENT**

UTILITIES DEPARTMENT

<u>CODE</u>		<u>EXPENDITURE</u>	<u>ACTUAL FY 22-23</u>	<u>CUR BUDGET FY 23-24</u>	<u>ACTUAL AT 4/30/2024</u>	<u>PROJECTED FY 23-24</u>	<u>ADOPTED FY 24-25</u>	<u>ADOPTED VS CURRENT</u>
5027033	50100-0	TEMPORARY EMPLOYEES	25,523	65,903	11,493	65,903	65,903	0.00 %
5027033	50200-0	OVERTIME	191,899	177,519	83,078	177,519	185,861	4.70 %
5027033	50300-0	PROMOTION COSTS	0	8,417	0	8,417	21,708	157.91 %
5027033	50400-0	GROUP HEALTH INSURANCE	280,156	197,892	98,946	197,892	186,832	-5.59 %
5027033	50415-0	GROUP LIFE INSURANCE	7,868	7,647	4,041	7,647	7,877	3.01 %
5027033	50430-0	WORKERS COMP INSURANCE	10,360	8,383	8,383	8,383	8,827	5.30 %
5027033	50500-0	RETIREMENT/MEDICARE TAX	440,821	348,600	157,919	348,600	352,279	1.06 %
TOTAL PERSONNEL COSTS			2,843,982	2,373,764	1,058,271	2,373,764	2,463,957	3.80 %
5027033	50600-0	TRAINING OF PERSONNEL	36,894	67,232	35,464	67,232	67,232	0.00 %
5027033	50800-0	UNIFORMS	6,079	5,000	0	5,000	5,000	0.00 %
5027033	60000-0	BUILDING MAINTENANCE	742	4,750	3,219	4,750	4,750	0.00 %
5027033	63000-0	EQUIPMENT MAINTENANCE	55,055	150,770	100,077	150,770	169,690	12.55 %
5027033	64000-0	GENERATOR MAINTENANCE	0	1,900	0	1,900	1,900	0.00 %
5027033	69120-0	RENT	699	1,800	463	1,800	1,800	0.00 %
5027033	70000-0	DUES & LICENSES	2,369	4,885	3,749	4,885	4,885	0.00 %
5027033	70200-0	POSTAGE/SHIPPING CHARGES	0	656	0	656	656	0.00 %
5027033	70400-0	PUBLICATION & RECORDATION	0	2,850	0	2,850	2,850	0.00 %
5027033	70500-0	TELECOMMUNICATIONS	509,994	568,216	236,969	568,216	568,216	0.00 %
5027033	70600-0	TESTING EXPENSE	0	1,642	0	1,642	1,642	0.00 %
5027033	70800-0	TRAVEL & MEETINGS	10,602	17,000	2,799	17,000	17,000	0.00 %
5027033	70907-0	CONTRACTUAL SERVICES	230,927	406,200	235,353	406,200	431,200	6.15 %
5027033	70912-0	CONTR SERV-CAR LEASES	0	46,000	0	46,000	46,000	0.00 %
5027033	72600-0	TRANSPORTATION	45,860	26,500	10,620	26,500	26,500	0.00 %
5027033	72700-0	SUPPLIES & MATERIALS	29,753	30,000	4,756	30,000	35,000	16.67 %
5027033	89510-0	SPECIAL EQUIPMENT CAPITAL	2,244	87,306	41,370	87,306	5,000	-94.27 %
TOTAL NON-PERSONNEL COSTS			931,218	1,422,707	674,839	1,422,707	1,389,321	-2.35 %
TOTAL FUND 502			3,775,200	3,796,471	1,733,110	3,796,471	3,853,278	1.50 %
7034 UT-EO-SUBSTATION/COMMUNICATION			1,450,744	2,309,527	739,048	2,309,527	1,869,244	-19.06 %
5027034	50000-0	PERSONNEL SALARIES	471,912	517,394	205,545	517,394	530,292	2.49 %
5027034	50100-0	TEMPORARY EMPLOYEES	19,776	0	0	0	0	0.00 %
5027034	50200-0	OVERTIME	54,424	75,000	21,869	75,000	76,500	2.00 %
5027034	50300-0	PROMOTION COSTS	0	2,445	0	2,445	18,279	647.61 %
5027034	50400-0	GROUP HEALTH INSURANCE	87,534	65,982	32,991	65,982	60,452	-8.38 %
5027034	50415-0	GROUP LIFE INSURANCE	1,937	2,553	1,198	2,553	2,574	0.82 %
5027034	50430-0	WORKERS COMP INSURANCE	3,442	2,749	2,749	2,749	2,863	4.15 %
5027034	50500-0	RETIREMENT/MEDICARE TAX	105,404	89,063	39,763	89,063	94,172	5.74 %
TOTAL PERSONNEL COSTS			744,429	755,186	304,115	755,186	785,132	3.97 %
5027034	50600-0	TRAINING OF PERSONNEL	10,566	10,000	1,714	10,000	10,000	0.00 %
5027034	50800-0	UNIFORMS	10,805	14,250	9,950	14,250	16,000	12.28 %
5027034	60000-0	BUILDING MAINTENANCE	10,144	15,000	142	15,000	20,000	33.33 %
5027034	63000-0	EQUIPMENT MAINTENANCE	9,783	20,000	5,529	20,000	20,000	0.00 %
5027034	67000-0	UTILITIES	52,889	55,000	21,447	55,000	65,000	18.18 %
5027034	70000-0	DUES & LICENSES	0	1,052	0	1,052	1,052	0.00 %
5027034	70200-0	POSTAGE/SHIPPING CHARGES	79	410	0	410	410	0.00 %
5027034	70400-0	PUBLICATION & RECORDATION	0	950	0	950	950	0.00 %
5027034	70500-0	TELECOMMUNICATIONS	407,759	394,400	186,834	394,400	416,200	5.53 %
5027034	70600-0	TESTING EXPENSE	13,236	25,000	3,835	25,000	25,000	0.00 %
5027034	70800-0	TRAVEL & MEETINGS	2,897	9,000	7,060	9,000	9,000	0.00 %
5027034	70907-0	CONTRACTUAL SERVICES	90,657	235,000	72,574	235,000	250,000	6.38 %
5027034	70912-0	CONTR SERV-CAR LEASES	0	42,500	0	42,500	108,500	155.29 %

**LAFAYETTE CONSOLIDATED GOVERNMENT
2024 - 2025 ADOPTED BUDGET
ANNUAL BUDGET BY DEPARTMENT**

UTILITIES DEPARTMENT

CODE	EXPENDITURE	ACTUAL	CUR BUDGET	ACTUAL AT	PROJECTED	ADOPTED	ADOPTED VS	
		FY 22-23	FY 23-24	4/30/2024	FY 23-24	FY 24-25	CURRENT	
5027034	72100-0	EQUIPMENT RENTAL	1,306	2,000	1,897	2,000	2,000	0.00 %
5027034	72600-0	TRANSPORTATION	35,453	30,000	11,183	30,000	30,000	0.00 %
5027034	72700-0	SUPPLIES & MATERIALS	50,147	30,000	17,013	30,000	35,000	16.67 %
5027034	89510-0	SPECIAL EQUIPMENT CAPITAL	10,594	669,779	95,755	669,779	75,000	-88.80 %
TOTAL NON-PERSONNEL COSTS			706,315	1,554,341	434,933	1,554,341	1,084,112	-30.25 %
TOTAL FUND 502			1,450,744	2,309,527	739,048	2,309,527	1,869,244	-19.06 %
7035 UT-EO-FACILITIES MANAGEMENT			1,530,705	1,783,746	626,722	1,783,746	1,922,321	7.77 %
5027035	50000-0	PERSONNEL SALARIES	337,379	411,975	155,043	411,975	474,986	15.29 %
5027035	50100-0	TEMPORARY EMPLOYEES	25,607	69,148	11,371	69,148	100,348	45.12 %
5027035	50200-0	OVERTIME	4,624	14,720	2,381	14,720	15,014	2.00 %
5027035	50400-0	GROUP HEALTH INSURANCE	87,357	93,362	46,681	93,362	98,892	5.92 %
5027035	50415-0	GROUP LIFE INSURANCE	1,374	2,419	915	2,419	2,806	16.00 %
5027035	50430-0	WORKERS COMP INSURANCE	2,183	2,216	2,216	2,216	2,565	15.75 %
5027035	50500-0	RETIREMENT/MEDICARE TAX	76,512	78,992	32,368	78,992	88,773	12.38 %
TOTAL PERSONNEL COSTS			535,036	672,832	250,975	672,832	783,384	16.43 %
5027035	50800-0	UNIFORMS	3,817	4,655	2,384	4,655	4,900	5.26 %
5027035	60000-0	BUILDING MAINTENANCE	23,548	26,000	13,456	26,000	30,000	15.38 %
5027035	63000-0	EQUIPMENT MAINTENANCE	5,470	7,000	1,167	7,000	7,000	0.00 %
5027035	65000-0	GROUPS MAINTENANCE	93,692	120,000	36,515	120,000	170,000	41.67 %
5027035	66000-0	JANITORIAL SUPPLIES & SERVICES	156,204	216,000	57,769	216,000	216,000	0.00 %
5027035	70200-0	POSTAGE/SHIPPING CHARGES	0	82	0	82	82	0.00 %
5027035	70300-0	PRINTING & BINDING	401	1,642	1,630	1,642	1,642	0.00 %
5027035	70500-0	TELECOMMUNICATIONS	1,429	2,000	694	2,000	2,000	0.00 %
5027035	70800-0	TRAVEL & MEETINGS	220	2,500	0	2,500	2,500	0.00 %
5027035	70902-0	DUPLICATING EQUIPMENT EXPENSES	64	427	47	427	427	0.00 %
5027035	70907-0	CONTRACTUAL SERVICES	619,802	581,840	245,534	581,840	610,000	4.84 %
5027035	70907-7009	CONTR SERV-HURRICANE IDA 2021	36,568	0	0	0	0	0.00 %
5027035	70912-0	CONTR SERV-CAR LEASES	0	16,000	0	16,000	56,000	250.00 %
5027035	72600-0	TRANSPORTATION	15,989	21,886	11,069	21,886	21,886	0.00 %
5027035	72700-0	SUPPLIES & MATERIALS	6,677	16,500	5,482	16,500	16,500	0.00 %
5027035	89510-0	SPECIAL EQUIPMENT CAPITAL	31,788	94,382	0	94,382	0	-100.00 %
TOTAL NON-PERSONNEL COSTS			995,669	1,110,914	375,747	1,110,914	1,138,937	2.52 %
TOTAL FUND 502			1,530,705	1,783,746	626,722	1,783,746	1,922,321	7.77 %
7036 UT-EO-DISTRIBUTION TRANSFORMERS			0	367,814	63,618	367,814	389,335	5.85 %
5027036	50000-0	PERSONNEL SALARIES	0	133,106	22,822	132,016	142,356	6.95 %
5027036	50100-0	TEMPORARY EMPLOYEES	0	27,000	0	27,000	27,000	0.00 %
5027036	50200-0	OVERTIME	0	9,516	1,626	9,516	10,000	5.09 %
5027036	50300-0	PROMOTION COSTS	0	8,536	0	9,768	10,432	22.21 %
5027036	50400-0	GROUP HEALTH INSURANCE	0	22,012	11,006	22,012	16,482	-25.12 %
5027036	50415-0	GROUP LIFE INSURANCE	0	693	134	693	729	5.19 %
5027036	50430-0	WORKERS COMP INSURANCE	0	713	713	713	769	7.85 %
5027036	50500-0	RETIREMENT/MEDICARE TAX	0	17,238	3,168	17,096	22,567	30.91 %
TOTAL PERSONNEL COSTS			0	218,814	39,469	218,814	230,335	5.27 %
5027036	50600-0	TRAINING OF PERSONNEL	0	3,000	662	3,000	4,000	33.33 %
5027036	50800-0	UNIFORMS	0	5,000	1,287	5,000	5,000	0.00 %
5027036	60000-0	BUILDING MAINTENANCE	0	5,000	0	5,000	5,000	0.00 %
5027036	63000-0	EQUIPMENT MAINTENANCE	0	10,000	3,246	10,000	10,000	0.00 %
5027036	64000-0	GENERATOR MAINTENANCE	0	5,000	1,341	5,000	5,000	0.00 %

**LAFAYETTE CONSOLIDATED GOVERNMENT
2024 - 2025 ADOPTED BUDGET
ANNUAL BUDGET BY DEPARTMENT**

UTILITIES DEPARTMENT

		ACTUAL	CUR BUDGET	ACTUAL AT	PROJECTED	ADOPTED	ADOPTED
CODE	EXPENDITURE	FY 22-23	FY 23-24	4/30/2024	FY 23-24	FY 24-25	VS CURRENT
5027036	67000-0 UTILITIES	0	10,000	0	10,000	10,000	0.00 %
5027036	70000-0 DUES & LICENSES	0	0	0	0	2,000	100.00 %
5027036	70200-0 POSTAGE/SHIPPING CHARGES	0	0	0	0	1,000	100.00 %
5027036	70500-0 TELECOMMUNICATIONS	0	2,000	0	2,000	2,000	0.00 %
5027036	70600-0 TESTING EXPENSE	0	2,000	245	2,000	2,000	0.00 %
5027036	70800-0 TRAVEL & MEETINGS	0	0	0	0	3,000	100.00 %
5027036	70907-0 CONTRACTUAL SERVICES	0	5,000	65	5,000	5,000	0.00 %
5027036	72100-0 EQUIPMENT RENTAL	0	0	0	0	5,000	100.00 %
5027036	72600-0 TRANSPORTATION	0	10,000	0	10,000	10,000	0.00 %
5027036	72700-0 SUPPLIES & MATERIALS	0	30,000	10,619	30,000	45,000	50.00 %
5027036	89510-0 SPECIAL EQUIPMENT CAPITAL	0	62,000	6,684	62,000	45,000	-27.42 %
TOTAL NON-PERSONNEL COSTS		0	149,000	24,149	149,000	159,000	6.71 %
TOTAL FUND 502		0	367,814	63,618	367,814	389,335	5.85 %
7037 UT-EO-ELECTRIC METERS		0	726,509	263,539	726,509	735,410	1.23 %
5027037	50000-0 PERSONNEL SALARIES	0	404,875	171,624	404,875	432,569	6.84 %
5027037	50200-0 OVERTIME	0	28,841	4,894	28,841	29,418	2.00 %
5027037	50300-0 PROMOTION COSTS	0	15,005	0	15,005	5,216	-65.24 %
5027037	50400-0 GROUP HEALTH INSURANCE	0	54,976	27,488	54,976	49,446	-10.06 %
5027037	50415-0 GROUP LIFE INSURANCE	0	2,167	997	2,167	2,232	3.00 %
5027037	50430-0 WORKERS COMP INSURANCE	0	2,154	2,154	2,154	2,336	8.45 %
5027037	50500-0 RETIREMENT/MEDICARE TAX	0	92,491	39,511	92,491	95,193	2.92 %
TOTAL PERSONNEL COSTS		0	600,509	246,668	600,509	616,410	2.65 %
5027037	50600-0 TRAINING OF PERSONNEL	0	10,000	86	10,000	10,000	0.00 %
5027037	50800-0 UNIFORMS	0	15,000	6,633	15,000	15,000	0.00 %
5027037	70500-0 TELECOMMUNICATIONS	0	5,000	0	5,000	5,000	0.00 %
5027037	70600-0 TESTING EXPENSE	0	2,000	725	2,000	2,000	0.00 %
5027037	70800-0 TRAVEL & MEETINGS	0	3,000	0	3,000	3,000	0.00 %
5027037	70907-0 CONTRACTUAL SERVICES	0	5,000	1,292	5,000	5,000	0.00 %
5027037	70912-0 CONTR SERV-CAR LEASES	0	0	0	0	34,000	100.00 %
5027037	72600-0 TRANSPORTATION	0	25,000	4,526	25,000	25,000	0.00 %
5027037	72700-0 SUPPLIES & MATERIALS	0	10,000	3,609	10,000	15,000	50.00 %
5027037	89510-0 SPECIAL EQUIPMENT CAPITAL	0	51,000	0	51,000	5,000	-90.20 %
TOTAL NON-PERSONNEL COSTS		0	126,000	16,871	126,000	119,000	-5.56 %
TOTAL FUND 502		0	726,509	263,539	726,509	735,410	1.23 %
UT-WATER OPERATIONS		10,283,481	12,699,875	4,499,924	12,699,875	14,752,119	16.16 %
7040 UT-WTR-PRODUCTION/ADMIN		6,925,000	7,541,372	2,761,999	7,541,372	8,335,747	10.53 %
5027040	50000-0 PERSONNEL SALARIES	1,115,930	1,305,496	551,682	1,304,656	1,449,671	11.04 %
5027040	50100-0 TEMPORARY EMPLOYEES	24,439	38,728	580	38,728	38,728	0.00 %
5027040	50200-0 OVERTIME	419,028	360,000	187,188	360,000	380,000	5.56 %
5027040	50300-0 PROMOTION COSTS	0	18,692	0	19,647	14,820	-20.71 %
5027040	50400-0 GROUP HEALTH INSURANCE	215,752	219,742	109,871	219,742	208,682	-5.03 %
5027040	50415-0 GROUP LIFE INSURANCE	4,670	7,581	3,206	7,581	8,395	10.74 %
5027040	50430-0 WORKERS COMP INSURANCE	6,036	7,006	7,006	7,006	7,830	11.76 %
5027040	50500-0 RETIREMENT/MEDICARE TAX	257,225	247,798	128,299	247,683	291,387	17.59 %
TOTAL PERSONNEL COSTS		2,043,080	2,205,043	987,832	2,205,043	2,399,513	8.82 %
5027040	50600-0 TRAINING OF PERSONNEL	10,832	12,240	4,060	12,240	17,000	38.89 %
5027040	50800-0 UNIFORMS	9,092	10,670	1,261	10,670	10,670	0.00 %
5027040	60000-0 BUILDING MAINTENANCE	3,495	4,700	1,570	4,700	6,000	27.66 %

**LAFAYETTE CONSOLIDATED GOVERNMENT
2024 - 2025 ADOPTED BUDGET
ANNUAL BUDGET BY DEPARTMENT**

UTILITIES DEPARTMENT

CODE	EXPENDITURE	ACTUAL	CUR BUDGET	ACTUAL AT	PROJECTED	ADOPTED	ADOPTED VS	
		FY 22-23	FY 23-24	4/30/2024	FY 23-24	FY 24-25	CURRENT	
5027040	63000-0	EQUIPMENT MAINTENANCE	106,725	123,120	22,767	123,120	123,120	0.00 %
5027040	65000-0	GROUPS MAINTENANCE	48,004	60,000	13,885	60,000	60,000	0.00 %
5027040	66000-0	JANITORIAL SUPPLIES & SERVICES	4,908	7,208	1,476	7,208	7,208	0.00 %
5027040	67000-0	UTILITIES	14,090	18,000	8,025	18,000	18,000	0.00 %
5027040	67090-0	POWER SERVICES	1,523,783	1,900,000	696,151	1,900,000	1,900,000	0.00 %
5027040	70000-0	DUES & LICENSES	28,812	29,632	29,592	29,632	29,632	0.00 %
5027040	70200-0	POSTAGE/SHIPPING CHARGES	206	437	419	287	287	-34.32 %
5027040	70300-0	PRINTING & BINDING	60	329	0	329	329	0.00 %
5027040	70400-0	PUBLICATION & RECORDATION	899	1,045	0	1,045	1,045	0.00 %
5027040	70500-0	TELECOMMUNICATIONS	92,383	106,400	47,317	106,400	106,400	0.00 %
5027040	70800-0	TRAVEL & MEETINGS	1,331	4,104	0	4,104	4,104	0.00 %
5027040	70902-0	DUPLICATING EQUIPMENT EXPENSES	0	1,231	0	1,231	1,231	0.00 %
5027040	70907-0	CONTRACTUAL SERVICES	396,489	375,500	22,941	375,500	400,000	6.52 %
5027040	70912-0	CONTR SERV-CAR LEASES	0	0	0	0	38,000	100.00 %
5027040	72010-0	CHEMICAL TREATMENT SUPPLY	2,349,311	2,400,000	841,903	2,400,000	2,900,000	20.83 %
5027040	72100-0	EQUIPMENT RENTAL	9,256	8,208	3,659	8,208	8,208	0.00 %
5027040	72600-0	TRANSPORTATION	65,509	80,000	22,311	80,000	80,000	0.00 %
5027040	72700-0	SUPPLIES & MATERIALS	95,711	94,654	46,522	94,804	100,000	5.65 %
5027040	89510-0	SPECIAL EQUIPMENT CAPITAL	121,024	98,851	10,308	98,851	125,000	26.45 %
TOTAL NON-PERSONNEL COSTS			4,881,920	5,336,329	1,774,167	5,336,329	5,936,234	11.24 %
TOTAL FUND 502			6,925,000	7,541,372	2,761,999	7,541,372	8,335,747	10.53 %
7045 UT-WTR-DISTRIBUTION			3,358,481	5,158,503	1,737,925	5,158,503	6,416,372	24.38 %
5027045	50000-0	PERSONNEL SALARIES	1,326,086	1,669,720	559,346	1,669,720	2,032,518	21.73 %
5027045	50100-0	TEMPORARY EMPLOYEES	28,962	102,655	20,800	102,655	102,655	0.00 %
5027045	50200-0	OVERTIME	296,244	250,000	129,515	250,000	361,500	44.60 %
5027045	50300-0	PROMOTION COSTS	0	0	0	0	393,687	100.00 %
5027045	50400-0	GROUP HEALTH INSURANCE	302,755	329,424	164,712	329,424	362,496	10.04 %
5027045	50415-0	GROUP LIFE INSURANCE	5,482	9,864	3,315	9,864	11,969	21.34 %
5027045	50430-0	WORKERS COMP INSURANCE	8,446	9,013	9,013	9,013	10,975	21.77 %
5027045	50500-0	RETIREMENT/MEDICARE TAX	339,987	365,651	146,464	365,651	406,171	11.08 %
TOTAL PERSONNEL COSTS			2,307,962	2,736,327	1,033,165	2,736,327	3,681,971	34.56 %
5027045	50600-0	TRAINING OF PERSONNEL	0	13,250	924	13,250	50,000	277.36 %
5027045	50800-0	UNIFORMS	9,328	24,354	20,067	24,354	45,000	84.77 %
5027045	60000-0	BUILDING MAINTENANCE	0	0	0	0	4,000	100.00 %
5027045	63000-0	EQUIPMENT MAINTENANCE	1,250	4,000	2,597	4,000	4,000	0.00 %
5027045	66000-0	JANITORIAL SUPPLIES & SERVICES	0	10,000	7,435	10,000	10,000	0.00 %
5027045	67000-0	UTILITIES	6,457	14,000	1,323	14,000	14,000	0.00 %
5027045	70000-0	DUES & LICENSES	718	1,642	1,018	1,642	1,642	0.00 %
5027045	70200-0	POSTAGE/SHIPPING CHARGES	0	2,150	232	2,150	2,150	0.00 %
5027045	70300-0	PRINTING & BINDING	2,510	4,136	1,711	4,136	4,136	0.00 %
5027045	70500-0	TELECOMMUNICATIONS	22,003	25,000	15,211	25,000	33,000	32.00 %
5027045	70800-0	TRAVEL & MEETINGS	0	2,873	139	2,873	2,873	0.00 %
5027045	70907-0	CONTRACTUAL SERVICES	327,945	861,600	61,869	861,600	1,419,600	64.76 %
5027045	70912-0	CONTR SERV-CAR LEASES	0	58,000	0	58,000	92,000	58.62 %
5027045	72100-0	EQUIPMENT RENTAL	9,664	23,000	18,519	23,000	120,000	421.74 %
5027045	72600-0	TRANSPORTATION	355,938	285,000	165,130	285,000	285,000	0.00 %
5027045	72700-0	SUPPLIES & MATERIALS	268,176	237,000	173,201	237,000	367,000	54.85 %
5027045	89510-0	SPECIAL EQUIPMENT CAPITAL	46,530	856,171	235,384	856,171	280,000	-67.30 %
TOTAL NON-PERSONNEL COSTS			1,050,519	2,422,176	704,760	2,422,176	2,734,401	12.89 %

**LAFAYETTE CONSOLIDATED GOVERNMENT
2024 - 2025 ADOPTED BUDGET
ANNUAL BUDGET BY DEPARTMENT**

UTILITIES DEPARTMENT

<u>CODE</u>		<u>EXPENDITURE</u>	<u>ACTUAL FY 22-23</u>	<u>CUR BUDGET FY 23-24</u>	<u>ACTUAL AT 4/30/2024</u>	<u>PROJECTED FY 23-24</u>	<u>ADOPTED FY 24-25</u>	<u>ADOPTED VS CURRENT</u>
TOTAL FUND 502			3,358,481	5,158,503	1,737,925	5,158,503	6,416,372	24.38 %
UT-WASTEWATER OPERATIONS			12,765,031	16,696,187	5,683,043	16,696,487	18,060,504	8.17 %
7060 UT-WW-TREATMENT/ADMINISTRATION			9,234,241	11,155,423	4,015,804	11,155,423	11,319,091	1.47 %
5027060	50000-0	PERSONNEL SALARIES	2,664,748	2,799,721	1,204,113	2,799,721	3,150,633	12.53 %
5027060	50100-0	TEMPORARY EMPLOYEES	6,061	23,000	13,392	23,000	33,000	43.48 %
5027060	50200-0	OVERTIME	705,912	710,448	292,027	710,448	724,657	2.00 %
5027060	50300-0	PROMOTION COSTS	0	45,289	0	45,289	72,814	60.78 %
5027060	50400-0	GROUP HEALTH INSURANCE	495,495	450,220	225,110	450,220	466,756	3.67 %
5027060	50415-0	GROUP LIFE INSURANCE	10,942	16,456	6,876	16,456	18,696	13.61 %
5027060	50430-0	WORKERS COMP INSURANCE	15,105	15,081	15,081	15,081	17,017	12.84 %
5027060	50500-0	RETIREMENT/MEDICARE TAX	663,479	642,460	291,503	642,460	666,081	3.68 %
TOTAL PERSONNEL COSTS			4,561,742	4,702,675	2,048,102	4,702,675	5,149,654	9.50 %
5027060	50600-0	TRAINING OF PERSONNEL	16,283	16,240	4,901	16,240	16,240	0.00 %
5027060	50800-0	UNIFORMS	11,655	12,312	31	12,312	15,000	21.83 %
5027060	60000-0	BUILDING MAINTENANCE	0	2,104	0	2,104	2,104	0.00 %
5027060	63000-0	EQUIPMENT MAINTENANCE	4,149	5,000	535	5,000	5,000	0.00 %
5027060	63000-70	EQUIP MAINT-SOUTH PLANT	20,985	25,000	10,979	25,000	30,000	20.00 %
5027060	63000-74	EQUIP MAINT-EAST PLANT	28,736	50,000	3,426	50,000	50,000	0.00 %
5027060	63000-75	EQUIP MAINT-AMB CAFF PLT	20,860	22,800	4,131	22,800	22,800	0.00 %
5027060	63000-76	EQUIP MAINT-NE PLANT	13,909	24,000	248	24,000	24,000	0.00 %
5027060	63000-77	EQUIP MAINT-LIFT STATIONS	36,225	38,000	8,602	38,000	38,000	0.00 %
5027060	65000-0	GROUNDS MAINTENANCE	12,388	27,500	652	27,500	27,500	0.00 %
5027060	66000-0	JANITORIAL SUPPLIES & SERVICES	0	2,104	0	2,104	2,104	0.00 %
5027060	67000-0	UTILITIES	104,130	165,000	66,249	165,000	165,000	0.00 %
5027060	67090-0	POWER SERVICES	2,044,393	2,500,000	845,798	2,500,000	2,500,000	0.00 %
5027060	69120-0	RENT	136	3,000	0	3,000	3,000	0.00 %
5027060	70000-0	DUES & LICENSES	2,010	2,791	640	2,791	2,791	0.00 %
5027060	70200-0	POSTAGE/SHIPPING CHARGES	0	821	0	821	821	0.00 %
5027060	70300-0	PRINTING & BINDING	0	492	0	492	492	0.00 %
5027060	70400-0	PUBLICATION & RECORDATION	568	1,520	0	1,520	1,520	0.00 %
5027060	70500-0	TELECOMMUNICATIONS	104,187	100,800	62,260	100,800	130,000	28.97 %
5027060	70800-0	TRAVEL & MEETINGS	2,070	2,650	0	2,650	2,650	0.00 %
5027060	70902-0	DUPLICATING EQUIPMENT EXPENSES	0	1,565	0	1,565	1,565	0.00 %
5027060	70906-0	REGULATORY FEES & PENALTIES	54,747	50,350	2,276	50,350	55,000	9.24 %
5027060	70907-0	CONTRACTUAL SERVICES	173,978	189,000	62,552	189,000	223,000	17.99 %
5027060	70912-0	CONTR SERV-CAR LEASES	0	171,500	0	171,500	214,000	24.78 %
5027060	72010-0	CHEMICAL TREATMENT SUPPLY	789,280	900,000	345,042	900,000	900,000	0.00 %
5027060	72030-70	SUP & MAT-SOUTH PLANT	119,815	152,000	38,015	152,000	152,000	0.00 %
5027060	72030-74	SUP & MAT-EAST PLANT	46,302	47,500	11,897	47,500	47,500	0.00 %
5027060	72030-75	SUP & MAT-AMB CAFF PLT	50,129	60,000	15,119	60,000	60,000	0.00 %
5027060	72030-76	SUP & MAT-NE PLANT	12,862	14,250	3,770	14,250	14,250	0.00 %
5027060	72030-77	SUP & MAT-LIFT STATIONS	125,263	145,000	44,008	145,000	145,000	0.00 %
5027060	72100-0	EQUIPMENT RENTAL	50,672	47,500	30,225	47,500	240,600	406.53 %
5027060	72600-0	TRANSPORTATION	450,211	420,000	243,706	420,000	450,000	7.14 %
5027060	72700-0	SUPPLIES & MATERIALS	35,557	36,936	21,389	36,936	41,000	11.00 %
5027060	72905-0	LABORATORY SUPPLIES	0	1,500	0	1,500	1,500	0.00 %
5027060	89510-0	SPECIAL EQUIPMENT CAPITAL	340,999	1,213,513	141,251	1,213,513	585,000	-51.79 %
TOTAL NON-PERSONNEL COSTS			4,672,499	6,452,748	1,967,702	6,452,748	6,169,437	-4.39 %
TOTAL FUND 502			9,234,241	11,155,423	4,015,804	11,155,423	11,319,091	1.47 %

**LAFAYETTE CONSOLIDATED GOVERNMENT
2024 - 2025 ADOPTED BUDGET
ANNUAL BUDGET BY DEPARTMENT**

UTILITIES DEPARTMENT

CODE	EXPENDITURE	ACTUAL	CUR BUDGET	ACTUAL AT	PROJECTED	ADOPTED	ADOPTED VS
		FY 22-23	FY 23-24	4/30/2024	FY 23-24	FY 24-25	CURRENT
7065 UT-WW-COLLECTION		3,530,790	5,540,764	1,667,239	5,541,064	6,741,413	21.67 %
5027065	50000-0 PERSONNEL SALARIES	1,301,893	1,532,920	571,089	1,532,920	1,737,948	13.37 %
5027065	50100-0 TEMPORARY EMPLOYEES	16,735	23,000	8,183	23,000	23,000	0.00 %
5027065	50200-0 OVERTIME	293,019	300,000	150,855	300,000	306,000	2.00 %
5027065	50300-0 PROMOTION COSTS	0	0	0	0	320,854	100.00 %
5027065	50400-0 GROUP HEALTH INSURANCE	314,851	291,092	145,546	291,092	302,152	3.80 %
5027065	50415-0 GROUP LIFE INSURANCE	5,399	8,898	3,344	8,898	10,031	12.73 %
5027065	50430-0 WORKERS COMP INSURANCE	8,063	8,267	8,267	8,267	9,380	13.46 %
5027065	50500-0 RETIREMENT/MEDICARE TAX	328,412	346,386	144,776	346,386	366,028	5.67 %
TOTAL PERSONNEL COSTS		2,268,372	2,510,563	1,032,060	2,510,563	3,075,393	22.50 %
5027065	50600-0 TRAINING OF PERSONNEL	4,235	23,712	477	23,712	23,712	0.00 %
5027065	50800-0 UNIFORMS	11,181	15,808	11,498	15,808	17,000	7.54 %
5027065	63000-0 EQUIPMENT MAINTENANCE	168	8,500	0	8,500	8,500	0.00 %
5027065	70000-0 DUES & LICENSES	1,185	1,149	988	1,149	1,149	0.00 %
5027065	70200-0 POSTAGE/SHIPPING CHARGES	0	1,237	0	1,237	1,237	0.00 %
5027065	70300-0 PRINTING & BINDING	61	246	0	246	246	0.00 %
5027065	70400-0 PUBLICATION & RECORDATION	0	475	0	475	475	0.00 %
5027065	70500-0 TELECOMMUNICATIONS	13,679	16,000	7,197	16,000	16,000	0.00 %
5027065	70902-0 DUPLICATING EQUIPMENT EXPENSES	0	427	0	427	427	0.00 %
5027065	70907-0 CONTRACTUAL SERVICES	458,565	1,236,650	48,644	1,406,650	1,406,650	13.75 %
5027065	70912-0 CONTR SERV-CAR LEASES	0	45,000	0	45,000	109,000	142.22 %
5027065	72010-0 CHEMICAL TREATMENT SUPPLY	19,880	25,000	24,888	25,000	30,000	20.00 %
5027065	72100-0 EQUIPMENT RENTAL	10,792	35,000	25,115	15,000	105,000	200.00 %
5027065	72600-0 TRANSPORTATION	329,025	381,324	191,139	381,624	381,624	0.08 %
5027065	72700-0 SUPPLIES & MATERIALS	329,247	387,600	189,264	237,600	386,000	-0.41 %
5027065	89510-0 SPECIAL EQUIPMENT CAPITAL	84,400	852,073	135,969	852,073	1,179,000	38.37 %
TOTAL NON-PERSONNEL COSTS		1,262,418	3,030,201	635,179	3,030,501	3,666,020	20.98 %
TOTAL FUND 502		3,530,790	5,540,764	1,667,239	5,541,064	6,741,413	21.67 %
UT-ENGINEERING		10,601,979	12,851,616	5,247,682	12,851,316	13,129,797	2.16 %
7080 UT-ENG-CIVIL		1,475,171	1,726,806	659,353	1,726,806	1,764,743	2.20 %
5027080	50000-0 PERSONNEL SALARIES	1,006,784	1,126,360	454,628	1,126,360	1,192,950	5.91 %
5027080	50100-0 TEMPORARY EMPLOYEES	36,563	33,408	12,607	33,408	33,408	0.00 %
5027080	50200-0 OVERTIME	1,057	2,409	0	2,409	2,457	1.99 %
5027080	50300-0 PROMOTION COSTS	0	0	0	0	33,509	100.00 %
5027080	50400-0 GROUP HEALTH INSURANCE	157,514	137,332	68,666	137,332	142,862	4.03 %
5027080	50415-0 GROUP LIFE INSURANCE	4,033	5,325	2,558	5,325	5,526	3.77 %
5027080	50430-0 WORKERS COMP INSURANCE	5,996	6,084	6,084	6,084	6,441	5.87 %
5027080	50500-0 RETIREMENT/MEDICARE TAX	229,646	242,765	97,537	242,765	230,663	-4.99 %
TOTAL PERSONNEL COSTS		1,441,593	1,553,683	642,080	1,553,683	1,647,816	6.06 %
5027080	50600-0 TRAINING OF PERSONNEL	2,731	3,400	3,358	3,400	3,400	0.00 %
5027080	63000-0 EQUIPMENT MAINTENANCE	0	492	0	492	492	0.00 %
5027080	70000-0 DUES & LICENSES	1,422	4,250	2,778	4,250	4,250	0.00 %
5027080	70200-0 POSTAGE/SHIPPING CHARGES	145	425	135	125	125	-70.59 %
5027080	70300-0 PRINTING & BINDING	0	164	0	164	164	0.00 %
5027080	70400-0 PUBLICATION & RECORDATION	0	175	0	475	475	171.43 %
5027080	70500-0 TELECOMMUNICATIONS	2,362	3,000	1,074	3,000	3,000	0.00 %
5027080	70800-0 TRAVEL & MEETINGS	364	821	465	821	821	0.00 %
5027080	70907-0 CONTRACTUAL SERVICES	3,120	3,320	0	3,320	5,000	50.60 %
5027080	70912-0 CONTR SERV-CAR LEASES	0	63,500	0	63,500	63,500	0.00 %

**LAFAYETTE CONSOLIDATED GOVERNMENT
2024 - 2025 ADOPTED BUDGET
ANNUAL BUDGET BY DEPARTMENT**

UTILITIES DEPARTMENT

<u>CODE</u>		<u>EXPENDITURE</u>	<u>ACTUAL FY 22-23</u>	<u>CUR BUDGET FY 23-24</u>	<u>ACTUAL AT 4/30/2024</u>	<u>PROJECTED FY 23-24</u>	<u>ADOPTED FY 24-25</u>	<u>ADOPTED VS CURRENT</u>
5027080	72600-0	TRANSPORTATION	24,044	26,200	8,246	26,200	26,200	0.00 %
5027080	72700-0	SUPPLIES & MATERIALS	989	1,300	628	1,300	4,500	246.15 %
5027080	89510-0	SPECIAL EQUIPMENT CAPITAL	(1,599)	66,076	589	66,076	5,000	-92.43 %
TOTAL NON-PERSONNEL COSTS			33,578	173,123	17,273	173,123	116,927	-32.46 %
TOTAL FUND 502			1,475,171	1,726,806	659,353	1,726,806	1,764,743	2.20 %
7081 UT-ENG-ADMINISTRATION			1,762,198	2,340,135	1,048,694	2,340,135	1,995,613	-14.72 %
5027081	50000-0	PERSONNEL SALARIES	629,274	645,283	272,002	645,283	486,657	-24.58 %
5027081	50100-0	TEMPORARY EMPLOYEES	29,014	171,570	12,063	171,570	171,570	0.00 %
5027081	50200-0	OVERTIME	0	2,081	0	2,081	2,123	2.02 %
5027081	50400-0	GROUP HEALTH INSURANCE	87,416	82,356	41,178	82,356	54,868	-33.38 %
5027081	50415-0	GROUP LIFE INSURANCE	2,450	3,107	1,477	3,107	2,302	-25.91 %
5027081	50430-0	WORKERS COMP INSURANCE	3,416	3,487	3,487	3,487	2,629	-24.61 %
5027081	50500-0	RETIREMENT/MEDICARE TAX	138,440	133,423	56,174	133,423	101,665	-23.80 %
TOTAL PERSONNEL COSTS			890,010	1,041,307	386,381	1,041,307	821,814	-21.08 %
5027081	50600-0	TRAINING OF PERSONNEL	8,667	10,675	5,340	10,675	10,675	0.00 %
5027081	63000-0	EQUIPMENT MAINTENANCE	0	1,231	0	1,231	1,231	0.00 %
5027081	69095-0	CONTR SERV-RODY DECOMMISSION	0	50,000	0	50,000	50,000	0.00 %
5027081	69096-0	CONTR SERV-BONIN DECOMMISSION	54,083	125,000	0	125,000	0	-100.00 %
5027081	70000-0	DUES & LICENSES	989	1,067	200	1,067	1,067	0.00 %
5027081	70200-0	POSTAGE/SHIPPING CHARGES	0	246	0	246	246	0.00 %
5027081	70300-0	PRINTING & BINDING	339	1,231	490	1,231	1,231	0.00 %
5027081	70400-0	PUBLICATION & RECORDATION	3,666	5,500	647	5,500	5,500	0.00 %
5027081	70500-0	TELECOMMUNICATIONS	2,596	5,000	1,060	5,000	5,000	0.00 %
5027081	70800-0	TRAVEL & MEETINGS	6,488	16,625	2,554	16,625	16,625	0.00 %
5027081	70907-0	CONTRACTUAL SERVICES	781,826	1,025,500	642,030	1,025,500	1,025,500	0.00 %
5027081	70912-0	CONTR SERV-CAR LEASES	0	13,000	0	13,000	13,000	0.00 %
5027081	72600-0	TRANSPORTATION	1,657	6,000	1,356	6,000	6,000	0.00 %
5027081	72700-0	SUPPLIES & MATERIALS	11,352	12,774	7,702	12,774	12,774	0.00 %
5027081	73220-0	RIGHT-OF-WAY COST	525	950	525	950	950	0.00 %
5027081	89510-0	SPECIAL EQUIPMENT CAPITAL	0	24,029	409	24,029	24,000	-0.12 %
TOTAL NON-PERSONNEL COSTS			872,188	1,298,828	662,313	1,298,828	1,173,799	-9.63 %
TOTAL FUND 502			1,762,198	2,340,135	1,048,694	2,340,135	1,995,613	-14.72 %
7082 UT-ENG-UTILITIES DISTRIBUTION			823,708	971,459	351,167	971,459	1,285,234	32.30 %
5027082	50000-0	PERSONNEL SALARIES	581,662	695,987	244,226	695,987	937,006	34.63 %
5027082	50100-0	TEMPORARY EMPLOYEES	0	4,320	0	4,320	4,320	0.00 %
5027082	50200-0	OVERTIME	0	2,081	0	2,081	2,123	2.02 %
5027082	50400-0	GROUP HEALTH INSURANCE	87,534	76,934	38,467	76,934	115,482	50.11 %
5027082	50415-0	GROUP LIFE INSURANCE	2,455	3,238	1,426	3,238	4,407	36.10 %
5027082	50430-0	WORKERS COMP INSURANCE	3,684	3,759	3,759	3,759	5,060	34.61 %
5027082	50500-0	RETIREMENT/MEDICARE TAX	141,449	157,802	59,929	157,802	189,498	20.09 %
TOTAL PERSONNEL COSTS			816,784	944,121	347,807	944,121	1,257,896	33.23 %
5027082	50600-0	TRAINING OF PERSONNEL	350	8,026	0	8,026	8,026	0.00 %
5027082	63000-0	EQUIPMENT MAINTENANCE	0	246	0	246	246	0.00 %
5027082	70000-0	DUES & LICENSES	642	1,436	659	1,436	1,436	0.00 %
5027082	70200-0	POSTAGE/SHIPPING CHARGES	0	287	0	287	287	0.00 %
5027082	70300-0	PRINTING & BINDING	0	123	0	123	123	0.00 %
5027082	70500-0	TELECOMMUNICATIONS	740	2,500	358	2,500	2,500	0.00 %
5027082	70800-0	TRAVEL & MEETINGS	1,555	3,731	0	3,731	3,731	0.00 %

**LAFAYETTE CONSOLIDATED GOVERNMENT
2024 - 2025 ADOPTED BUDGET
ANNUAL BUDGET BY DEPARTMENT**

UTILITIES DEPARTMENT

CODE	EXPENDITURE	ACTUAL	CUR BUDGET	ACTUAL AT	PROJECTED	ADOPTED	ADOPTED VS
		FY 22-23	FY 23-24	4/30/2024	FY 23-24	FY 24-25	CURRENT
5027082	72600-0	3,565	10,907	2,311	10,907	10,907	0.00 %
5027082	72700-0	72	82	32	82	82	0.00 %
TOTAL NON-PERSONNEL COSTS		6,924	27,338	3,360	27,338	27,338	0.00 %
TOTAL FUND 502		823,708	971,459	351,167	971,459	1,285,234	32.30 %
7084 UT-ENG-ELEC SYS CONSTRUCTION		1,428,569	1,553,348	690,810	1,553,048	1,619,195	4.24 %
5027084	50000-0	693,838	732,408	324,109	732,408	778,226	6.26 %
5027084	50100-0	6,153	14,400	3,700	14,400	14,400	0.00 %
5027084	50200-0	0	1,020	0	1,020	1,040	1.96 %
5027084	50300-0	0	28,637	0	28,637	24,338	-15.01 %
5027084	50400-0	81,663	82,464	41,232	82,464	82,464	0.00 %
5027084	50415-0	2,876	3,185	1,847	3,185	3,239	1.70 %
5027084	50430-0	3,732	3,807	3,807	3,807	4,201	10.35 %
5027084	50500-0	142,142	150,714	66,474	150,714	157,774	4.68 %
TOTAL PERSONNEL COSTS		930,404	1,016,635	441,169	1,016,635	1,065,682	4.82 %
5027084	50600-0	9,900	12,312	5,240	12,312	12,312	0.00 %
5027084	70000-0	3,322	3,936	1,445	3,936	3,936	0.00 %
5027084	70200-0	24	360	0	360	360	0.00 %
5027084	70300-0	29	205	0	205	205	0.00 %
5027084	70400-0	1,291	1,425	341	1,425	1,425	0.00 %
5027084	70500-0	435,221	420,500	200,420	420,500	442,500	5.23 %
5027084	70800-0	522	4,677	130	5,977	5,977	27.80 %
5027084	70907-0	40,844	76,800	36,556	76,800	76,800	0.00 %
5027084	70912-0	0	5,500	0	5,500	0	-100.00 %
5027084	72600-0	4,134	5,000	3,451	3,400	5,000	0.00 %
5027084	72700-0	2,148	2,861	1,328	2,861	2,861	0.00 %
5027084	73220-0	730	2,137	730	2,137	2,137	0.00 %
5027084	89510-0	0	1,000	0	1,000	0	-100.00 %
TOTAL NON-PERSONNEL COSTS		498,165	536,713	249,641	536,413	553,513	3.13 %
TOTAL FUND 502		1,428,569	1,553,348	690,810	1,553,048	1,619,195	4.24 %
7085 UT-ENG-ENVIROMENTAL COMPLIANCE		570,337	728,487	284,584	728,487	644,153	-11.58 %
5027085	50000-0	261,245	265,914	105,452	265,914	280,133	5.35 %
5027085	50200-0	4,270	5,610	1,509	5,610	5,722	2.00 %
5027085	50400-0	34,990	32,964	16,482	32,964	27,434	-16.78 %
5027085	50415-0	1,106	1,378	619	1,378	1,416	2.76 %
5027085	50430-0	1,408	1,436	1,436	1,436	1,513	5.36 %
5027085	50500-0	71,010	72,117	28,098	72,117	64,013	-11.24 %
TOTAL PERSONNEL COSTS		374,029	379,419	153,596	379,419	380,231	0.21 %
5027085	50600-0	2,125	21,813	5,123	21,813	21,813	0.00 %
5027085	70000-0	5,298	6,000	5,195	6,000	6,000	0.00 %
5027085	70200-0	0	164	0	164	164	0.00 %
5027085	70300-0	0	164	0	164	164	0.00 %
5027085	70400-0	0	214	0	214	214	0.00 %
5027085	70500-0	2,178	2,450	1,031	2,450	2,450	0.00 %
5027085	70600-0	207	2,873	600	2,873	2,873	0.00 %
5027085	70800-0	1,243	1,744	0	1,744	1,744	0.00 %
5027085	70906-0	88,133	118,000	44,622	118,000	118,000	0.00 %
5027085	70907-0	87,659	85,000	21,272	85,000	85,000	0.00 %
5027085	70912-0	0	16,000	0	16,000	16,000	0.00 %

**LAFAYETTE CONSOLIDATED GOVERNMENT
2024 - 2025 ADOPTED BUDGET
ANNUAL BUDGET BY DEPARTMENT**

UTILITIES DEPARTMENT

<u>CODE</u>		<u>EXPENDITURE</u>	<u>ACTUAL FY 22-23</u>	<u>CUR BUDGET FY 23-24</u>	<u>ACTUAL AT 4/30/2024</u>	<u>PROJECTED FY 23-24</u>	<u>ADOPTED FY 24-25</u>	<u>ADOPTED VS CURRENT</u>
5027085	72600-0	TRANSPORTATION	1,531	4,000	796	4,000	4,000	0.00 %
5027085	72700-0	SUPPLIES & MATERIALS	7,934	3,899	0	3,899	5,500	41.06 %
5027085	89510-0	SPECIAL EQUIPMENT CAPITAL	0	86,747	52,349	86,747	0	-100.00 %
TOTAL NON-PERSONNEL COSTS			196,308	349,068	130,988	349,068	263,922	-24.39 %
TOTAL FUND 502			570,337	728,487	284,584	728,487	644,153	-11.58 %
7086 UT-ENG-NETWORK ENGINEERING			4,541,996	5,531,381	2,213,074	5,531,381	5,820,859	5.23 %
5027086	50000-0	PERSONNEL SALARIES	1,936,303	2,082,025	919,555	2,082,025	2,212,291	6.26 %
5027086	50100-0	TEMPORARY EMPLOYEES	0	56,950	0	56,950	56,950	0.00 %
5027086	50200-0	OVERTIME	34,218	40,800	15,433	40,800	41,616	2.00 %
5027086	50300-0	PROMOTION COSTS	0	7,651	0	7,651	26,161	241.93 %
5027086	50400-0	GROUP HEALTH INSURANCE	256,495	241,646	120,823	241,646	247,176	2.29 %
5027086	50415-0	GROUP LIFE INSURANCE	7,988	10,537	5,267	10,537	10,868	3.14 %
5027086	50430-0	WORKERS COMP INSURANCE	10,890	11,138	11,138	11,138	11,944	7.24 %
5027086	50500-0	RETIREMENT/MEDICARE TAX	466,519	487,435	215,684	487,435	497,649	2.10 %
TOTAL PERSONNEL COSTS			2,712,413	2,938,182	1,287,900	2,938,182	3,104,655	5.67 %
5027086	50600-0	TRAINING OF PERSONNEL	47,767	43,500	21,557	43,500	43,500	0.00 %
5027086	50800-0	UNIFORMS	129	314	306	314	314	0.00 %
5027086	57180-0	SOFTWARE SUPPORT	1,270,738	2,075,165	660,453	2,075,165	2,157,400	3.96 %
5027086	63000-0	EQUIPMENT MAINTENANCE EQUIP MAINT-COMPUTER	18,795	20,425	0	20,425	38,000	86.05 %
5027086	63030-0	HARDWARE	84,802	107,500	103,160	107,500	130,500	21.40 %
5027086	64000-0	GENERATOR MAINTENANCE	0	1,140	0	1,140	2,000	75.44 %
5027086	67000-0	UTILITIES	28,591	27,000	10,706	27,000	32,000	18.52 %
5027086	69120-0	RENT	3,023	7,000	2,167	7,000	7,000	0.00 %
5027086	70000-0	DUES & LICENSES	1,505	3,980	1,627	3,980	3,980	0.00 %
5027086	70200-0	POSTAGE/SHIPPING CHARGES	45	171	0	171	171	0.00 %
5027086	70300-0	PRINTING & BINDING	0	855	0	855	855	0.00 %
5027086	70500-0	TELECOMMUNICATIONS	176,202	180,240	77,507	180,240	182,500	1.25 %
5027086	70800-0	TRAVEL & MEETINGS	10,160	10,925	6,381	10,925	11,500	5.26 %
5027086	70902-0	DUPLICATING EQUIPMENT EXPENSES	0	855	0	855	855	0.00 %
5027086	70907-0	CONTRACTUAL SERVICES	2,893	58,500	37,798	58,500	78,000	33.33 %
5027086	70912-0	CONTR SERV-CAR LEASES	0	26,000	0	26,000	0	-100.00 %
5027086	72600-0	TRANSPORTATION	5,981	14,479	1,901	14,479	14,479	0.00 %
5027086	72700-0	SUPPLIES & MATERIALS	11,201	13,150	1,611	13,150	13,150	0.00 %
5027086	80250-0	LEASE INTEREST	12,566	0	0	0	0	0.00 %
5027086	80565-0	AMORTIZATION OF LEASE	106,341	0	0	0	0	0.00 %
5027086	89510-0	SPECIAL EQUIPMENT CAPITAL	48,844	2,000	0	2,000	0	-100.00 %
TOTAL NON-PERSONNEL COSTS			1,829,583	2,593,199	925,174	2,593,199	2,716,204	4.74 %
TOTAL FUND 502			4,541,996	5,531,381	2,213,074	5,531,381	5,820,859	5.23 %
UT-CAPITAL APPROPRIATIONS			45,586,074	176,662,325	18,483,901	176,286,866	14,593,000	-91.74 %
7099 UT-CAPITAL APPROPRIATIONS			45,586,074	176,662,325	18,483,901	176,286,866	14,593,000	-91.74 %
5027099	77560-0	RESERVE-LUS-NC-ELECTRIC	0	1,577,568	0	1,580,368	2,800,000	77.49 %
5027099	77561-0	RESERVE-LUS-NC-WATER	0	200,000	0	200,000	400,000	100.00 %
5027099	77562-0	RESERVE-LUS-NC-WASTEWATER	0	200,000	0	200,000	200,000	0.00 %
5027099	77563-0	RESERVE-LUS-RETAINED EARNINGS	0	35,690,454	0	38,569,885	0	-100.00 %
5027099	89500-0	NORMAL CAPITAL	13,973,856	13,965,414	5,574,138	13,962,614	11,193,000	-19.85 %
5027099	89520-0	RETAINED EARNINGS CAPITAL	13,773,790	62,602,762	4,374,175	59,723,331	0	-100.00 %
5027099	89532-0	2019 LUS CONSTRUCTION	17,838,428	7,129,280	7,171,826	7,125,390	0	-100.00 %

**LAFAYETTE CONSOLIDATED GOVERNMENT
2024 - 2025 ADOPTED BUDGET
ANNUAL BUDGET BY DEPARTMENT**

UTILITIES DEPARTMENT

<u>CODE</u>	<u>EXPENDITURE</u>	<u>ACTUAL</u> <u>FY 22-23</u>	<u>CUR BUDGET</u> <u>FY 23-24</u>	<u>ACTUAL AT</u> <u>4/30/2024</u>	<u>PROJECTED</u> <u>FY 23-24</u>	<u>ADOPTED</u> <u>FY 24-25</u>	<u>ADOPTED</u> <u>VS</u> <u>CURRENT</u>
	LUS COMBINED BOND						
5027099	89533-0 CONSTRUCTION	0	6,613,018	0	6,613,018	0	-100.00 %
5027099	89533-2301 LUS COMBINED BOND CONSTR-2023	0	48,683,829	1,363,762	48,312,260	0	-100.00 %
TOTAL NON-PERSONNEL COSTS		45,586,074	176,662,325	18,483,901	176,286,866	14,593,000	-91.74 %
TOTAL FUND 502		45,586,074	176,662,325	18,483,901	176,286,866	14,593,000	-91.74 %
TOTAL UTILITIES DEPARTMENT		279,280,223	432,485,940	121,211,474	434,710,435	269,941,191	-37.58 %

COMMUNICATIONS SYSTEM

Communications System, also referred to as LUS Fiber, is the telecommunications department of LCG and currently operates one of the nation’s largest municipal Fiber-to-the-Home networks. As the state’s most reliable, 100% fiber network composed of more than 700 miles of glass fiber, the system provides residents and businesses access to video, internet and phone services over the world’s leading broadband technology. Telecommunications networks have always been critical infrastructure and the pandemic has proven that broadband is now an essential utility. Currently, LUS Fiber provides the fastest residential internet in the nation, utilizing the only technology capable of delivering symmetrical speeds up to 10 Gigabits per second to the end user.

With an ever-growing customer base and continual high demand from underserved areas, LUS Fiber will continue expansion efforts throughout Lafayette and surrounding cities. LUS Fiber received \$21 million from the U.S. Department of Commerce’s National Telecommunications and Information Administration (NTIA) to build out over one million feet of fiber-optic cable infrastructure in the rural Louisiana communities of Church Point, Eunice, Mamou, Basile, and Ville Platte, recently ranked as having the fifth slowest average internet rate in the U.S.

LUS Fiber also works closely with community partners. The business entered into a cooperative agreement with the Lafayette Parish School System and Link & Learn to install a Wi-Fi network across a test area that provides access to filtered, educational Wi-Fi for over 1,100 students living in underserved neighborhoods, ensuring that they have internet access for virtual learning. The network will run on Wi-Fi 6, the next generation of Wi-Fi, which will be the first Wi-Fi 6 outdoor network in the U.S. In addition, LUS Fiber is partnering with SLCC to develop a program specifically for installation technicians and its team is also focused on outreach to graduating seniors to raise awareness of employment opportunities. This helps create needed jobs for fiber expansion and benefits the community by providing jobs for graduates.

LUS Fiber is in the process of upgrading its video offerings as well as its entire systems capacity to ensure the best overall experience and will continue to adapt to ever-evolving technology to stay ahead of changing industry trends. Year after year, it has maintained a customer satisfaction rating of 90% or higher as well as a service reliability rating of 90% or higher – both of which are rare achievements in the telecommunications industry. Dedication to providing the best local customer service remains a top priority for the business.

In today’s world, broadband is a requirement for growing and thriving communities. LUS Fiber remains at the forefront of the industry and continues to be the pace setter as it works diligently to positively impact residents and businesses by providing access to high-quality, high-speed fiber broadband for communication, online learning, telehealth, managing business in a digital economy, and more – which all work together to increase the strength and stability of its markets and economies.

Performance Measures:

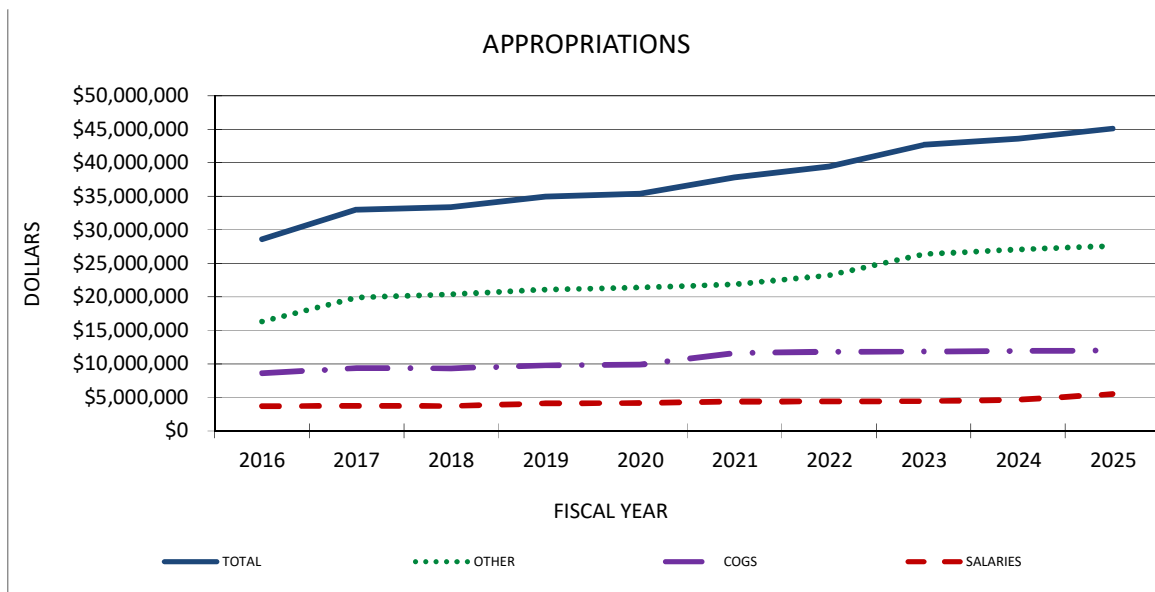
PERFORMANCE MEASURE	BENCHMARK	FY 2020-21 ACTUAL	FY 2021-22 ACTUAL	FY 2022-23 ACTUAL	FY 2023-24 ESTIMATE	FY 2024-25 FORECAST/GOAL
Customer Service Satisfaction	> 80%	94%	93%	93%	94%	95%
Service Reliability Satisfaction	> 80%	91%	91%	92%	92%	95%
Outside Sales Revenue	10% annual increase	7%	14%	6%	10%	10%
Expansion of Fiber Mileage	18.5 miles	20 miles	48 miles	52.2 miles	169.8 miles	60 miles
Revenue Attainment	≥ 90% of budget	98.3%	97.1%	96.6%	90.9%	100%
Subscriber Growth	≥ 2%	3.1%	2.1%	0.1%	1.3%	21.2%



LAFAYETTE CONSOLIDATED GOVERNMENT
2024-25 ADOPTED BUDGET
COMMUNICATIONS SYSTEM

10 YEAR BUDGET HISTORY
APPROPRIATIONS, EXCLUDING CAPITAL

FISCAL YEAR	TOTAL	SALARIES	COST OF GOODS SOLD	OTHER	STRENGTH	STRENGTH CHANGE
2016	\$28,593,544	3,681,918	8,612,547	16,299,079	70	6
2017	\$33,026,686	3,751,637	9,375,000	19,900,049	72	2
2018	\$33,377,155	3,704,334	9,313,236	20,359,585	72	0
2019	\$34,965,930	4,121,438	9,771,370	21,073,122	77	5
2020	\$35,393,875	4,145,543	9,876,300	21,372,032	77	0
2021	\$37,836,862	4,385,635	11,600,200	21,851,027	83	6
2022	\$39,466,681	4,439,187	11,837,597	23,189,897	83	0
2023	\$42,695,041	4,473,212	11,862,597	26,359,232	83	0
2024	\$43,621,719	4,625,783	11,922,597	27,073,339	84	1
2025	\$45,101,145	5,511,228	11,998,097	27,591,820	90	6



Significant Changes

- 2023-Increase in Other is primarily due to ILOT payment budgeted to be paid to City General Fund.
- 2024-Increase in salaries is primarily due to City and Parish council's approval of a 2% salary adjustment. Three new positions were added (Facilities Supervisor, 2-Warehouse Workers) and two deleted (2-Stores Clerk I's) for a net increase of one. Increase in Other is the result of an increase in Reserves for Debt Service.
- 2025-Increase in salaries is primarily due to City and Parish Council's approval of Pay Plan. Six new positions were added (2-Comm Customer Service Rep, Revenue Assurance Analyst, Comm Network Specialist II, Customer Service Supervisor, GIS Analyst and Comm Network Specialist III) and one deleted (Electrical Engineer III)



City of Lafayette
2024-25 Adopted Budget

Communications System Pro Forma

	Current Budget	Projection	Adopted	Projected ^{10/9/24}		
	FY 23-24	FY 23-24	FY 24-25	FY 25-26	FY 26-27	FY 27-28
Operating Revenue						
Retail Sales	\$ 47,700,000	\$ 42,833,863	\$ 50,700,000	\$ 52,474,500	\$ 54,311,108	\$ 56,211,996
Wholesale Sales	3,000,000	2,549,614	3,000,000	3,200,000	3,200,000	3,200,000
Interest Income	413,933	998,296	1,000,000	200,000	204,000	208,080
Miscellaneous	100,000	181,487	60,000	141,000	141,000	141,000
Total Operating Revenue	51,213,933	46,563,260	54,760,000	56,015,500	57,856,108	59,761,076
Operating Expenses						
Personnel Salaries	(5,116,289)	(5,137,287)	(5,913,683)	(5,913,683)	(5,913,683)	(5,913,683)
Employee Benefits	(706,261)	(706,261)	(742,705)	(757,559)	(772,710)	(788,164)
Retirement System	(918,783)	(921,502)	(986,910)	(996,779)	(1,006,747)	(1,016,814)
Retiree Health Insur	(5,813)	(5,813)	-	-	-	-
Accrued Sick/Annual	-	-	-	-	-	-
Prof/Technical Services	(8,051,867)	(8,087,867)	(9,172,257)	(9,355,702)	(9,542,816)	(9,733,673)
Materials & Supplies	(186,837)	(186,837)	(233,037)	(200,000)	(200,000)	(200,000)
Uninsured Losses	-	(9,095)	(81,013)	(81,013)	(82,633)	(84,286)
Cost of Production	(11,900,597)	(11,900,597)	(11,998,097)	(12,238,059)	(12,482,820)	(12,732,477)
Imputed Tax Expense	(850,000)	(850,000)	(1,000,000)	(1,020,000)	(1,040,400)	(1,061,208)
Miscellaneous	(371,053)	(371,053)	(684,099)	(684,099)	(684,099)	(684,099)
ILOT - City General Fund	(3,200,000)	(3,200,000)	(1,850,000)	(2,200,000)	(2,200,000)	(2,200,000)
Total Operating Expenses	(31,307,500)	(31,376,312)	(32,661,801)	(33,446,894)	(33,925,909)	(34,414,404)
Income Before Debt Service	19,906,433	15,186,948	22,098,199	22,568,606	23,930,199	25,346,672
Other Income/(Expense)						
Normal/Special Equipment	(516,866)	(516,866)	(68,500)	(71,925)	(75,521)	(79,297)
Principal/Internal Debt	(1,808,348)	(1,808,348)	(1,880,682)	(1,955,909)	(2,034,145)	(2,115,511)
Principal on LT Debt	(7,105,000)	(7,105,000)	(7,715,000)	(8,120,000)	(8,485,000)	(8,870,000)
Interest on LT Debt	(3,093,965)	(3,093,965)	(2,762,565)	(2,406,865)	(2,042,565)	(1,661,028)
Interest/Internal Debt	(639,868)	(639,868)	(581,097)	(519,975)	(456,408)	(390,298)
Total Other	(13,164,047)	(13,164,047)	(13,007,844)	(13,074,673)	(13,093,639)	(13,116,133)
Cash Available For Capital	\$ 6,742,386	\$ 2,022,901	\$ 9,090,355	\$ 9,493,933	\$ 10,836,560	\$ 12,230,539

**LAFAYETTE CONSOLIDATED GOVERNMENT
2024 - 2025 ADOPTED BUDGET
ANNUAL BUDGET BY DEPARTMENT**

COMMUNICATIONS SYSTEM RECAP

	Actual FY 22/23	Cur Budget FY 23/24	Actual At FY 23/24	Projected FY 23/24	Adopted FY 24/25	Adopted vs. Current
Expenditures by Type						
PERSONNEL SALARIES	3,674,890	5,116,289	1,657,048	5,137,287	5,913,683	15.59 %
EMPLOYEE BENEFITS	707,806	706,261	349,366	706,261	742,705	5.16 %
RETIREMENT SYSTEM	180,827	918,783	338,000	921,502	986,910	7.41 %
RETIREE HEALTH INS	-	5,813	2,907	5,813	-	-100.00 %
ACCRUED SICK/ANNUAL	10,930	-	(26,973)	-	-	0.00 %
PURCHASED SERVICES	5,918,945	8,051,867	3,317,961	8,087,867	9,172,257	13.91 %
MATERIALS & SUPPLIES	190,460	186,837	119,451	186,837	233,037	24.73 %
EXTERNAL APPROPRIATIONS	98,802	167,728	69,581	167,728	180,774	7.78 %
UNINSURED LOSSES	675	-	-	9,095	81,013	100.00 %
COGS PROD	9,215,327	11,900,597	4,113,457	11,900,597	11,998,097	0.82 %
MISCELLANEOUS EXPENSE	44,797	203,325	179	203,325	503,325	147.55 %
ILOT	3,500,382	3,200,000	1,600,000	3,200,000	1,850,000	-42.19 %
IMPUTED TAX	488,364	850,000	425,000	850,000	1,000,000	17.65 %
DEBT SERVICE PRINCIPAL INTERNAL	-	1,808,348	-	1,808,348	1,880,682	4.00 %
DEBT SERVICE PRINCIPAL	-	7,105,000	-	7,105,000	7,715,000	8.59 %
DEBT SERVICE INTEREST	3,396,765	3,093,965	1,546,983	3,093,965	2,762,565	-10.71 %
DEBT SERVICE INTEREST INTERNAL	754,781	639,868	319,934	639,868	581,097	-9.18 %
DEPRECIATION/AMORTIZATION	6,941,600	-	3,298,683	-	-	0.00 %
SPECIAL EQUIP CAPITAL	81,132	516,866	68,529	516,866	68,500	-86.75 %
RE CAPITAL	14,893,330	41,087,233	9,063,970	41,087,233	-	-100.00 %
Total Expenditures	50,099,813	85,558,780	26,264,076	85,627,592	45,669,645	-46.62 %

**LAFAYETTE CONSOLIDATED GOVERNMENT
2024 - 2025 ADOPTED BUDGET
ANNUAL BUDGET BY DEPARTMENT**

COMMUNICATIONS SYSTEM

CODE	EXPENDITURE	ACTUAL	CUR BUDGET	ACTUAL AT	PROJECTED	ADOPTED	ADOPTED VS	
		FY 22-23	FY 23-24	4/30/2024	FY 23-24	FY 24-25	CURRENT	
CMN-ADMINISTRATION & SUPPORT		263,166	483,273	81,648	483,273	778,549	61.10 %	
3700 CMN-ADMINISTRATION & SUPPORT		263,166	483,273	81,648	483,273	778,549	61.10 %	
5323700	50000-0	PERSONNEL SALARIES	194,053	197,178	58,425	197,178	204,405	3.67 %
5323700	50100-0	TEMPORARY EMPLOYEES	0	0	544	0	0	0.00 %
5323700	50200-0	OVERTIME	189	0	0	0	0	0.00 %
5323700	50400-0	GROUP HEALTH INSURANCE	17,495	16,482	8,241	16,482	10,952	-33.55 %
5323700	50415-0	GROUP LIFE INSURANCE	594	617	211	617	661	7.13 %
5323700	50500-0	RETIREMENT/MEDICARE TAX	32,430	32,936	8,585	32,936	26,471	-19.63 %
TOTAL PERSONNEL COSTS		244,761	247,213	76,006	247,213	242,489	-1.91 %	
5323700	50600-0	TRAINING OF PERSONNEL	0	5,985	45	5,985	5,985	0.00 %
5323700	50925-0	VEHICLE SUBSIDY LEASES	6,023	6,000	992	6,000	6,000	0.00 %
5323700	63000-0	EQUIPMENT MAINTENANCE	621	650	621	650	650	0.00 %
5323700	70000-0	DUES & LICENSES	0	8,500	0	8,500	8,500	0.00 %
5323700	70300-0	PRINTING & BINDING	0	225	0	225	225	0.00 %
5323700	70500-0	TELECOMMUNICATIONS	0	1,425	0	1,425	1,425	0.00 %
5323700	70800-0	TRAVEL & MEETINGS	3,418	4,275	32	4,275	4,275	0.00 %
5323700	72700-0	SUPPLIES & MATERIALS	8,343	9,000	3,952	9,000	9,000	0.00 %
5323700	77140-0	RESERVE-DIRECTOR'S	0	200,000	0	200,000	500,000	150.00 %
TOTAL NON-PERSONNEL COSTS		18,405	236,060	5,642	236,060	536,060	127.09 %	
TOTAL FUND 532		263,166	483,273	81,648	483,273	778,549	61.10 %	
CMN-GENERAL ACCOUNTS		16,020,232	19,027,794	8,301,216	19,072,889	18,291,059	-3.87 %	
3720 CMN-GENERAL ACCOUNTS		16,020,232	19,027,794	8,301,216	19,072,889	18,291,059	-3.87 %	
5323720	50410-0	GROUP HEALTH INS-RETIREEES	0	5,813	2,907	5,813	0	-100.00 %
5323720	50900-0	ACCRUED SICK/ANNUAL LEAVE	10,930	0	(26,973)	0	0	0.00 %
5323720	76474-0	EXT APP-MERS	98,802	167,728	69,581	167,728	180,774	7.78 %
5323720	78200-0	PENSION PAYMENTS	(566,825)	0	0	0	0	0.00 %
TOTAL PERSONNEL COSTS		(457,093)	173,541	45,515	173,541	180,774	4.17 %	
5323720	51000-0	ADMINISTRATIVE COST	630,066	540,000	280,649	540,000	635,000	17.59 %
5323720	52000-0	LEGAL FEES	40,390	75,000	7,398	75,000	75,000	0.00 %
5323720	53000-0	AUDITING FEES	27,000	61,750	35,139	97,750	76,547	23.96 %
5323720	53050-0	PAYING AGENT FEES	25,940	34,200	12,723	34,200	34,200	0.00 %
5323720	60000-0	BUILDING MAINTENANCE	57,468	40,000	325	40,000	40,000	0.00 %
5323720	66000-0	JANITORIAL SUPPLIES & SERVICES	4,709	10,800	1,313	10,800	10,800	0.00 %
5323720	67000-0	UTILITIES	270,547	285,000	114,654	285,000	285,000	0.00 %
5323720	69120-0	RENT	60,167	357,194	161,110	357,194	372,194	4.20 %
5323720	70123-0	OTHER INSURANCE PREMIUMS	281,214	379,235	209,727	379,235	341,513	-9.95 %
5323720	70123-614	OTHER INSURANCE PREMIUMS-RM	0	187	0	187	0	-100.00 %
5323720	70200-0	POSTAGE/SHIPPING CHARGES	129,804	135,000	51,891	135,000	150,000	11.11 %
5323720	70400-0	PUBLICATION & RECORDATION	490	3,306	2,508	3,306	3,306	0.00 %
5323720	70907-0	CONTRACTUAL SERVICES	155,952	170,150	151,812	170,150	186,650	9.70 %
5323720	70921-0	CONTR SERV-GPS MONITORING	9,041	7,918	3,374	7,918	9,718	22.73 %
5323720	77572-0	RESERVE-NOTE PAYABLE PRINCIPAL	0	1,808,348	0	1,808,348	1,880,682	4.00 %
5323720	77580-0	RESERVE-BOND PRINCIPAL	0	7,105,000	0	7,105,000	7,715,000	8.59 %
5323720	78000-0	UNINSURED LOSSES	675	0	0	9,095	81,013	100.00 %
5323720	80020-0	FAIR VALUE ADJUSTMENT	44,752	0	0	0	0	0.00 %
5323720	80150-0	DEPRECIATION EXPENSE-COMM	6,666,442	0	3,474,031	0	0	0.00 %
5323720	80210-0	INTEREST ON LONG TERM DEBT	3,396,765	3,093,965	1,546,983	3,093,965	2,762,565	-10.71 %
5323720	80235-0	INT OF CUSTOMER DEPOSIT-COMM	(1,051)	0	4	0	0	0.00 %
5323720	80240-0	INTEREST ON NOTE PAYABLE	696,379	639,868	319,934	639,868	581,097	-9.18 %

**LAFAYETTE CONSOLIDATED GOVERNMENT
2024 - 2025 ADOPTED BUDGET
ANNUAL BUDGET BY DEPARTMENT**

COMMUNICATIONS SYSTEM

<u>CODE</u>		<u>EXPENDITURE</u>	<u>ACTUAL FY 22-23</u>	<u>CUR BUDGET FY 23-24</u>	<u>ACTUAL AT 4/30/2024</u>	<u>PROJECTED FY 23-24</u>	<u>ADOPTED FY 24-25</u>	<u>ADOPTED VS CURRENT</u>
5323720	80250-0	LEASE INTEREST	48,474	0	0	0	0	0.00 %
5323720	80430-0	ILOT	3,500,382	3,200,000	1,600,000	3,200,000	1,850,000	-42.19 %
5323720	80440-0	IMPUTED TAXES	488,364	850,000	425,000	850,000	1,000,000	17.65 %
5323720	80520-0	AMORT OF LOSS ON REQ DEBT	433,323	0	196,681	0	0	0.00 %
5323720	80530-0	AMORTIZED ISSUANCE COSTS	16,645	0	7,548	0	0	0.00 %
5323720	80550-0	AMORTIZED BOND PREMIUM	(946,678)	0	(431,341)	0	0	0.00 %
5323720	80565-0	AMORTIZATION OF LEASE	249,751	0	0	0	0	0.00 %
5323720	80575-0	AMORTIZATION OF DEFERRED COST	103,528	0	51,764	0	0	0.00 %
5323720	80780-0	OPEB EXPENSE	45,673	0	0	0	0	0.00 %
5323720	89510-0	SPECIAL EQUIPMENT CAPITAL	41,113	57,332	32,474	57,332	20,000	-65.12 %
TOTAL NON-PERSONNEL COSTS			16,477,325	18,854,253	8,255,701	18,899,348	18,110,285	-3.95 %
TOTAL FUND 532			16,020,232	19,027,794	8,301,216	19,072,889	18,291,059	-3.87 %
CMN-OPERATIONS			2,158,645	2,818,193	1,181,321	2,818,193	3,071,801	9.00 %
3750 CMN-OPERATIONS			2,158,645	2,818,193	1,181,321	2,818,193	3,071,801	9.00 %
5323750	50000-0	PERSONNEL SALARIES	1,027,505	1,235,669	445,390	1,235,669	1,463,936	18.47 %
5323750	50100-0	TEMPORARY EMPLOYEES	52,475	50,000	16,135	50,000	50,000	0.00 %
5323750	50200-0	OVERTIME	110,090	111,435	48,361	111,435	113,664	2.00 %
5323750	50300-0	PROMOTION COSTS	0	0	0	0	18,909	100.00 %
5323750	50400-0	GROUP HEALTH INSURANCE	198,316	192,362	96,181	192,362	214,374	11.44 %
5323750	50415-0	GROUP LIFE INSURANCE	4,381	7,057	2,678	7,057	8,137	15.30 %
5323750	50500-0	RETIREMENT/MEDICARE TAX	220,920	241,718	97,351	241,718	257,111	6.37 %
TOTAL PERSONNEL COSTS			1,613,687	1,838,241	706,096	1,838,241	2,126,131	15.66 %
5323750	50600-0	TRAINING OF PERSONNEL	144	12,825	0	12,825	12,825	0.00 %
5323750	50800-0	UNIFORMS	7,640	13,775	532	13,775	13,775	0.00 %
5323750	56090-0	TRASH REMOVAL	1,800	3,200	1,645	3,200	3,200	0.00 %
5323750	60000-0	BUILDING MAINTENANCE	24,358	31,500	10,085	31,500	37,500	19.05 %
5323750	63000-0	EQUIPMENT MAINTENANCE	2,150	5,670	680	5,670	5,670	0.00 %
5323750	65000-0	GROUNDS MAINTENANCE	19,540	19,665	2,120	19,665	19,665	0.00 %
5323750	70000-0	DUES & LICENSES	0	1,155	0	1,155	1,155	0.00 %
5323750	70500-0	TELECOMMUNICATIONS	22,457	16,500	9,524	16,500	16,500	0.00 %
5323750	70800-0	TRAVEL & MEETINGS	0	4,750	0	4,750	4,750	0.00 %
5323750	70907-0	CONTRACTUAL SERVICES	279,448	392,000	308,726	392,000	541,000	38.01 %
5323750	70912-0	CONTR SERV-CAR LEASES	0	0	0	0	78,252	100.00 %
5323750	72100-0	EQUIPMENT RENTAL	0	3,078	0	3,078	3,078	0.00 %
5323750	72600-0	TRANSPORTATION	131,282	95,000	102,292	95,000	141,000	48.42 %
5323750	72700-0	SUPPLIES & MATERIALS	16,120	28,800	3,566	28,800	28,800	0.00 %
5323750	89510-0	SPECIAL EQUIPMENT CAPITAL	40,019	352,034	36,055	352,034	38,500	-89.06 %
TOTAL NON-PERSONNEL COSTS			544,958	979,952	475,225	979,952	945,670	-3.50 %
TOTAL FUND 532			2,158,645	2,818,193	1,181,321	2,818,193	3,071,801	9.00 %
CMN-WAREHOUSE			120,976	349,459	92,599	349,459	305,441	-12.60 %
3760 CMN-WAREHOUSE			120,976	349,459	92,599	349,459	305,441	-12.60 %
5323760	50000-0	PERSONNEL SALARIES	67,531	166,863	60,508	166,863	181,191	8.59 %
5323760	50200-0	OVERTIME	1,899	2,326	290	2,326	2,373	2.02 %
5323760	50400-0	GROUP HEALTH INSURANCE	23,307	32,964	16,482	32,964	21,904	-33.55 %
5323760	50415-0	GROUP LIFE INSURANCE	221	979	354	979	1,038	6.03 %
5323760	50500-0	RETIREMENT/MEDICARE TAX	14,424	28,888	11,130	28,888	36,496	26.34 %
TOTAL PERSONNEL COSTS			107,382	232,020	88,764	232,020	243,002	4.73 %
5323760	50800-0	UNIFORMS	1,519	1,539	0	1,539	1,539	0.00 %

**LAFAYETTE CONSOLIDATED GOVERNMENT
2024 - 2025 ADOPTED BUDGET
ANNUAL BUDGET BY DEPARTMENT**

COMMUNICATIONS SYSTEM

CODE	EXPENDITURE	ACTUAL	CUR BUDGET	ACTUAL AT	PROJECTED	ADOPTED	ADOPTED VS
		FY 22-23	FY 23-24	4/30/2024	FY 23-24	FY 24-25	CURRENT
5323760	57180-0	0	50,000	0	50,000	50,000	0.00 %
5323760	70907-0	5,199	4,200	1,391	4,200	4,200	0.00 %
5323760	72600-0	5,055	3,200	2,068	3,200	3,200	0.00 %
5323760	72700-0	1,821	3,500	376	3,500	3,500	0.00 %
5323760	89510-0	0	55,000	0	55,000	0	-100.00 %
TOTAL NON-PERSONNEL COSTS		13,594	117,439	3,835	117,439	62,439	-46.83 %
TOTAL FUND 532		120,976	349,459	92,599	349,459	305,441	-12.60 %
CMN-BUSINESS SUPPORT SERVICES		11,564,199	15,233,197	5,027,978	15,233,197	16,453,611	8.01 %
3790 CMN-BUSINESS SUPPORT SERVICES		10,373,308	13,690,329	4,466,580	13,690,329	14,389,415	5.11 %
5323790	50000-0	332,328	606,161	155,784	606,161	733,034	20.93 %
5323790	50100-0	4,455	63,306	0	63,306	63,306	0.00 %
5323790	50200-0	13,063	11,628	5,703	11,628	11,861	2.00 %
5323790	50400-0	105,029	104,476	52,238	104,476	93,416	-10.59 %
5323790	50415-0	1,395	3,392	900	3,392	3,686	8.67 %
5323790	50500-0	63,204	95,272	26,435	95,272	116,668	22.46 %
TOTAL PERSONNEL COSTS		519,474	884,235	241,060	884,235	1,021,971	15.58 %
5323790	50600-0	323	6,080	0	6,080	6,080	0.00 %
5323790	70000-0	275	2,052	425	2,052	2,052	0.00 %
5323790	70300-0	54,628	35,750	20,659	35,750	35,750	0.00 %
5323790	70500-0	1,340	1,900	515	1,900	1,900	0.00 %
5323790	70795-0	618,000	1,123,650	189,363	1,123,650	1,605,000	42.84 %
5323790	70800-0	4,485	11,543	3,361	11,543	11,543	0.00 %
5323790	70906-0	377,640	400,000	172,793	400,000	480,000	20.00 %
5323790	70907-0	649,254	745,400	251,949	745,400	745,400	0.00 %
5323790	72600-0	2,940	2,850	859	2,850	2,850	0.00 %
5323790	72700-0	196	3,800	37	3,800	3,800	0.00 %
5323790	79060-0	8,144,753	10,473,069	3,585,559	10,473,069	10,473,069	0.00 %
TOTAL NON-PERSONNEL COSTS		9,853,834	12,806,094	4,225,520	12,806,094	13,367,444	4.38 %
TOTAL FUND 532		10,373,308	13,690,329	4,466,580	13,690,329	14,389,415	5.11 %
3791 CMN-CUSTOMER SERVICE		1,190,891	1,542,868	561,398	1,542,868	2,064,196	33.79 %
5323791	50000-0	280,505	523,599	160,525	523,599	871,170	66.38 %
5323791	50100-0	0	23,750	0	23,750	23,750	0.00 %
5323791	50200-0	3,733	14,535	3,045	14,535	14,826	2.00 %
5323791	50400-0	87,357	82,302	41,151	82,302	142,754	73.45 %
5323791	50415-0	1,199	2,536	847	2,536	4,940	94.79 %
5323791	50500-0	65,124	97,108	38,959	97,108	172,818	77.96 %
TOTAL PERSONNEL COSTS		437,918	743,830	244,527	743,830	1,230,258	65.40 %
5323791	50600-0	0	4,000	0	4,000	4,000	0.00 %
5323791	50800-0	0	570	0	570	770	35.09 %
5323791	51000-0	82,727	75,000	38,071	75,000	78,000	4.00 %
5323791	56090-0	193	300	47	300	300	0.00 %
5323791	60000-0	852	1,300	65	1,300	1,300	0.00 %
5323791	63000-0	418	500	0	500	500	0.00 %
5323791	65000-0	92	100	36	100	100	0.00 %
5323791	66000-0	5,594	10,968	2,275	10,968	10,968	0.00 %
5323791	67000-0	5,079	5,000	1,751	5,000	6,500	30.00 %
5323791	69120-0	10,382	37,300	28,226	37,300	85,000	127.88 %
5323791	70500-0	35,214	45,000	8,611	45,000	45,000	0.00 %

**LAFAYETTE CONSOLIDATED GOVERNMENT
2024 - 2025 ADOPTED BUDGET
ANNUAL BUDGET BY DEPARTMENT**

COMMUNICATIONS SYSTEM

<u>CODE</u>	<u>EXPENDITURE</u>	<u>ACTUAL FY 22-23</u>	<u>CUR BUDGET FY 23-24</u>	<u>ACTUAL AT 4/30/2024</u>	<u>PROJECTED FY 23-24</u>	<u>ADOPTED FY 24-25</u>	<u>ADOPTED VS CURRENT</u>
5323791	70907-0	518,937	588,300	234,834	588,300	588,300	0.00 %
5323791	72700-0	7,739	5,700	2,955	5,700	5,700	0.00 %
5323791	80250-0	9,928	0	0	0	0	0.00 %
5323791	80565-0	75,818	0	0	0	0	0.00 %
5323791	89510-0	0	25,000	0	25,000	7,500	-70.00 %
TOTAL NON-PERSONNEL COSTS		752,973	799,038	316,871	799,038	833,938	4.37 %
TOTAL FUND 532		1,190,891	1,542,868	561,398	1,542,868	2,064,196	33.79 %
CMN-ENGINEERING		5,079,265	6,559,631	2,515,344	6,583,348	6,769,184	3.19 %
3795 CMN-ENGINEERING		5,079,265	6,559,631	2,515,344	6,583,348	6,769,184	3.19 %
5323795	50000-0	1,483,577	1,987,164	661,864	2,008,162	1,943,924	-2.18 %
5323795	50100-0	33,988	50,000	10,362	50,000	50,000	0.00 %
5323795	50200-0	69,499	72,675	30,112	72,675	72,675	0.00 %
5323795	50300-0	0	0	0	0	94,659	100.00 %
5323795	50400-0	262,248	252,598	126,299	252,598	230,640	-8.69 %
5323795	50415-0	6,264	10,496	3,784	10,496	10,203	-2.79 %
5323795	50500-0	351,550	422,861	155,540	425,580	377,346	-10.76 %
TOTAL PERSONNEL COSTS		2,207,126	2,795,794	987,961	2,819,511	2,779,447	-0.58 %
5323795	50600-0	0	15,390	0	15,390	15,390	0.00 %
5323795	57120-0	85,086	112,250	59,986	112,250	125,000	11.36 %
5323795	60000-0	6,550	6,840	3,598	6,840	6,840	0.00 %
5323795	63000-0	368,351	510,000	207,791	510,000	510,000	0.00 %
5323795	70000-0	1,224	2,354	550	2,354	2,354	0.00 %
5323795	70500-0	29,497	26,125	14,753	26,125	26,125	0.00 %
5323795	70800-0	1,441	9,500	0	9,500	9,500	0.00 %
5323795	70907-0	1,003,417	1,607,000	709,818	1,607,000	1,747,650	8.75 %
5323795	72600-0	3,633	6,175	1,408	6,175	6,175	0.00 %
5323795	72700-0	4,172	9,850	1,406	9,850	9,850	0.00 %
5323795	73220-0	175	3,325	175	3,325	3,325	0.00 %
5323795	79050-0	285,787	363,000	124,133	363,000	400,500	10.33 %
5323795	79060-0	81,045	116,928	37,967	116,928	116,928	0.00 %
5323795	79070-0	703,742	947,600	365,798	947,600	1,007,600	6.33 %
5323795	80565-0	298,019	0	0	0	0	0.00 %
5323795	89510-0	0	27,500	0	27,500	2,500	-90.91 %
TOTAL NON-PERSONNEL COSTS		2,872,139	3,763,837	1,527,383	3,763,837	3,989,737	6.00 %
TOTAL FUND 532		5,079,265	6,559,631	2,515,344	6,583,348	6,769,184	3.19 %
CMN-CAPITAL APPROPRIATION		14,893,330	41,087,233	9,063,970	41,087,233	0	-100.00 %
3799 CMN-CAPITAL APPROPRIATION		14,893,330	41,087,233	9,063,970	41,087,233	0	-100.00 %
5323799	89520-0	14,893,330	41,087,233	9,063,970	41,087,233	0	-100.00 %
TOTAL NON-PERSONNEL COSTS		14,893,330	41,087,233	9,063,970	41,087,233	0	-100.00 %
TOTAL FUND 532		14,893,330	41,087,233	9,063,970	41,087,233	0	-100.00 %
TOTAL COMMUNICATIONS SYSTEM		50,099,813	85,558,780	26,264,076	85,627,592	45,669,645	-46.62 %



GENERAL BONDED INDEBTEDNESS





**Lafayette Consolidated Government
2024-25 Adopted Budget
Schedule of Debt Authorized and Unissued
and conditions of Sinking and Reserve Funds
As of June 30, 2024**

	TOTAL AUTHORIZATION	ISSUED	BALANCE UNISSUED	SINKING	RESERVE	10/22/24
				FUND BALANCE AS OF 6/30/24	FUND BALANCE AS OF 6/30/24	
General Obligation Bonds-Parish	98,000,000	79,900,000	18,100,000	230,811	0	
Certificates of Indebtedness-City	N/A	6,000,000	N/A	0	0	
1961 Sales Tax Bonds	(1)	250,225,000	(1)	4,548,273	9,015,861	
1985 Sales Tax Bonds	(1)	192,410,000	(1)	1,777,123	8,719,417	
Taxable Refunding Bonds Series 2020 - City	N/A	25,835,000	N/A	181,451	0	
Utilities Revenue Bonds	(2)	442,143,260	(2)	22,915,872	15,603,718	
Communications Revenue Bonds	(2)	125,000,000	(2)	5,252,328	0	

(1) - Subject to Louisiana Revised Statutes 39:1430 which provide that annual debt service cannot be in excess of seventy-five percent of the sales tax revenues estimated to be received in the calendar year the bonds are issued; and to existing bond covenants.

(2) - Subject to existing bond covenants.

**Lafayette Consolidated Government
2024-25 Adopted Budget
Summary of Debt Service Schedules**

SCHEDULE OF OBLIGATIONS	ORIGINAL ISSUE	OUTSTANDING	OUTSTANDING	PRINCIPAL	INTEREST	10/22/24
		PRINCIPAL 10/31/24	INTEREST 10/31/24	DUE 2024/2025	DUE 2024/2025	TOTAL DUE 2024/2025
Contingency Sinking Fund-Parish GOB	47,545,000	25,600,000	3,785,425	4,100,000	897,475	4,997,475
Certificates Of Indebtedness-City	6,000,000	1,040,000	38,325	510,000	28,653	538,653
1961 Sales Tax Bd Sinking Fd-City	160,995,000	112,050,000	42,501,613	9,330,000	4,521,690	13,851,690
1985 Sales Tax Bd Sinking Fd-City	150,490,000	102,805,000	51,486,617	6,165,000	4,301,086	10,466,086
Taxable Refunding Bonds Series 2020 - City	25,835,000	20,875,000	1,350,745	2,505,000	283,720	2,788,720
Bd & Int Redemption Fd-City Utilities	245,945,000	199,945,000	83,451,681	18,980,000	8,206,494	27,186,494
Debt Service Fd-City Communications	105,740,000	62,225,000	11,442,280	7,715,000	2,762,565	10,477,565
Totals	742,550,000	524,540,000	194,056,687	49,305,000	21,001,683	70,306,683

PARISH GENERAL OBLIGATION BONDS
GENERAL OBLIGATION BONDS-PARISH

General Obligation Bonds - Parish this type of bond is issued for the purpose of purchasing, constructing, acquiring, extending and/or improving public works or capital improvements within the unincorporated areas of the Parish of Lafayette. These bonds are secured by and payable from an unlimited ad valorem tax levied and collected by the Parish of Lafayette.

General Obligation Refunding Bonds - Parish this type of bond is issued to refund Parish of Lafayette's outstanding General Obligation Bonds for the purpose of effecting a debt service savings. These bonds are secured by and payable from an unlimited ad valorem tax levied and collected by the Parish of Lafayette.

BOND RATINGS

		<u>Moody's</u>	<u>S&P</u>
Parish General Obligation Bonds	Nov 2020	Aa2	AA stable

SCHEDULE OF DEBT SERVICE

<u>SCHEDULE OF OBLIGATIONS</u>	<u>Issue Date</u>	<u>Original Issue</u>	<u>Outstanding Balance Principal 10/31/2024</u>	<u>Outstanding Balance Interest 10/31/2024</u>	<u>Principal Due 2024/2025</u>	<u>Interest Due 2024/2025</u>	<u>Total Due 2024/2025</u>
General Obligation Ref., Series 2012	5/13/2012	16,315,000	5,630,000	370,150	1,330,000	157,975	1,487,975
General Obligation Ref., Series 2014	6/24/2014	11,045,000	5,235,000	541,500	790,000	156,750	946,750
General Obligation Ref., Series 2020	12/29/2020	20,185,000	14,735,000	2,873,775	1,980,000	582,750	2,562,750
TOTALS		47,545,000	25,600,000	3,785,425	4,100,000	897,475	4,997,475

SCHEDULE OF DEBT SERVICE TO MATURITY

<u>General Obligation Bonds - Parish</u>			
<u>Year Ended October 31,</u>	<u>Principal (3/1)</u>	<u>Interest (3/1, 9/1)</u>	<u>Total</u>
2025	4,100,000	897,475	4,997,475
2026	4,290,000	730,063	5,020,063
2027	3,275,000	582,647	3,857,647
2028-2032	9,960,000	1,393,966	11,353,966
2033-2037	3,975,000	181,275	4,156,275
TOTALS	25,600,000	3,785,425	29,385,425

CERTIFICATES OF INDEBTEDNESS
CERTIFICATES OF INDEBTEDNESS-CITY

The City of Lafayette Certificates of Indebtedness, Series 2011 was issued for the purpose of purchasing and improving real property for municipal purposes. The Certificates of Indebtedness are secured by and payable from the excess of annual revenues of the City of Lafayette.

BOND RATINGS

The City of Lafayette Certificates of Indebtedness do not have a bond rating.

SCHEDULE OF DEBT SERVICE

SCHEDULE OF OBLIGATIONS	Issue Date	Original Issue	Outstanding Balance	Outstanding Balance	Principal Due	Interest Due	Total Due
			Principal	Interest			
			10/31/2024	10/31/2024	2024/2025	2024/2025	2024/2025
City of Lafayette, Series 2011	5/11/2011	6,000,000	1,040,000	38,325	510,000	28,653	538,653

SCHEDULE OF DEBT SERVICE TO MATURITY

Year Ended	Certificates of Indebtedness - City		
	Principal	Interest	Total
October 31,	(5/1)	(5/1, 11/1)	
2025	510,000	28,653	538,653
2026	530,000	9,673	539,673
TOTALS	1,040,000	38,325	1,078,325

Note: This schedule reflects November 1 (11/1) principal and interest payment for the subsequent fiscal year being paid in October of the preceding fiscal year.

CITY SALES TAX REVENUE BONDS
CITY SALES TAX REVENUE BONDS

City Sales Tax Revenue Bonds this type of bond is issued for the purpose of purchasing, constructing, acquiring, extending and/or improving public works or capital improvements within or for the benefit of the City of Lafayette. These bond issues are secured and payable from a pledge and dedication of the proceeds of either the 1961 City sales and use tax or the 1985 City sales and use tax.

City Sales Tax Revenue Refunding Bonds these bonds are issued to refund City of Lafayette's Public Improvement Sales Tax bonds for the purpose of effecting a debt service savings. These bond issues are secured by and payable from a pledge and dedication of the proceeds of either the 1961 City sales and use tax or the 1985 City sales and use tax.

The City Combined Bond Construction Fund (Fund 441) was created during fiscal year 2017. The City Combined Construction Fund accounts for the proceeds from all City of Lafayette bond issues used to finance capital improvement projects within or for the benefit of the City.

Prior to the City Combined Bond Construction Fund being created a new construction fund was created for each bond issue. With the creation of the new combined fund, the bond projects are subject to a process where each are ranked for funding priority. In anticipation of future bond issues, the projects are approved by the Council(s), and the authority to issue debt from the State Bond Commission (SBC) is requested to incur expenditures for the projects may be granted through "cash lines of credit." This mechanism facilitates the start of projects that will be funded by bonds and provides an indication of outstanding capital commitments.

PROCESS OF BUDGETING BOND FUNDED CAPITAL PROJECTS


BOND RATINGS

		Moody's	S&P
City of Lafayette Sales Tax Revenue Bonds			
1961 and 1985 Taxes	Apr 2024	Aa2	AA Stable
City of Lafayette Sales Tax Revenue Refunding Bds	Apr 2024	Aa2	AA Stable

CITY SALES TAX REVENUE BONDS
SCHEDULE OF DEBT SERVICE
1961 SINKING FUND-CITY

SCHEDULE OF OBLIGATIONS	Issue Date	Original Issue	Outstanding	Outstanding	Principal Due 2024/2025	Interest Due 2024/2025	Total Due 2024/2025	
			Balance Principal 10/31/2024	Balance Interest 10/31/2024				
Public Impr Sales Tax Ref., Series 2011C	12/8/2011	7,960,000	1,970,000	110,859	630,000	60,456	690,456	
Public Impr Sales Tax Ref., Series 2012A	6/1/2012	11,445,000	1,785,000	111,781	420,000	47,838	467,838	
Public Impr Sales Tax, Series 2013	6/21/2013	15,690,000	10,555,000	3,554,219	580,000	426,288	1,006,288	
Public Impr Sales Tax Ref., Series 2014A	10/17/2014	17,060,000	8,385,000	1,317,375	1,230,000	388,500	1,618,500	
Public Impr Sales Tax Ref., Series 2015A	12/18/2015	3,550,000	590,000	7,169	590,000	7,169	597,169	
Public Impr Sales Tax Ref., Series 2016D	2/26/2016	12,915,000	7,775,000	1,157,575	825,000	268,375	1,093,375	
Public Impr Sales Tax Ref., Series 2017A	7/27/2017	11,460,000	7,225,000	1,599,375	1,250,000	330,000	1,580,000	
Public Impr Sales Tax Ref., Series 2018A	12/6/2018	20,175,000	14,045,000	2,649,275	1,395,000	587,075	1,982,075	
Public Impr Sales Tax Ref., Series 2020	9/18/2020	2,940,000	2,940,000	1,086,600	0	117,600	117,600	
Public Impr Sales Tax Ref., Taxable Series 2020A	9/18/2020	7,800,000	6,885,000	326,998	1,110,000	91,266	1,201,266	
Public Impr Sales Tax, Series 2020B	9/18/2020	25,000,000	24,895,000	11,789,388	785,000	960,000	1,745,000	
Public Impr Sales Tax, Series 2024A	5/2/2024	25,000,000	25,000,000	18,791,000	515,000	1,237,125	1,752,125	
TOTALS			160,995,000	112,050,000	42,501,613	9,330,000	4,521,690	13,851,690

SCHEDULE OF DEBT SERVICE TO MATURITY

1961 City Sales Tax Revenue Bonds			
Year Ended October 31,	Principal (3/1)	Interest (3/1, 9/1)	Total
2025	9,330,000	4,521,690	13,851,690
2026	8,245,000	4,186,862	12,431,862
2027	8,580,000	3,857,816	12,437,816
2028-2032	39,070,000	14,243,933	53,313,933
2033-2037	18,080,000	8,443,663	26,523,663
2038-2042	13,465,000	5,032,475	18,497,475
2043-2047	11,945,000	2,046,300	13,991,300
2048-2052	3,335,000	168,875	3,503,875
TOTALS	112,050,000	42,501,613	154,551,613

CITY SALES TAX REVENUE BONDS
SCHEDULE OF DEBT SERVICE
1985 SINKING FUND-CITY

SCHEDULE OF OBLIGATIONS	Issue Date	Original Issue	Outstanding	Outstanding	Principal Due 2024/2025	Interest Due 2024/2025	Total Due 2024/2025	
			Balance Principal 10/31/2024	Balance Interest 10/31/2024				
Public Impr Sales Tax Ref., Series 2011D	12/8/2011	11,390,000	2,690,000	150,775	875,000	82,803	957,803	
Public Impr Sales Tax Ref., Series 2012B	6/1/2012	13,710,000	4,610,000	286,500	1,105,000	123,225	1,228,225	
Public Impr Sales Tax Ref., Series 2014B	10/17/2014	1,825,000	845,000	84,916	130,000	24,706	154,706	
Public Impr Sales Tax Ref., Series 2016A	2/26/2016	21,745,000	425,000	6,375	425,000	6,375	431,375	
Public Impr Sales Tax Ref., Series 2016E	2/26/2016	1,740,000	1,020,000	111,907	115,000	25,314	140,314	
Public Impr Sales Tax Ref., Series 2018B	12/6/2018	18,580,000	13,530,000	2,986,425	1,105,000	561,025	1,666,025	
Public Impr Sales Tax, Series 2019A	4/11/2019	26,070,000	25,575,000	17,538,125	340,000	1,250,750	1,590,750	
Public Impr Sales Tax Ref., Taxable Series 2020C	9/18/2020	5,500,000	4,725,000	223,632	765,000	62,588	827,588	
Public Impr Sales Tax, Series 2020D	9/18/2020	25,000,000	24,455,000	11,544,281	775,000	941,813	1,716,813	
Public Impr Sales Tax, Series 2024B	5/2/2024	24,930,000	24,930,000	18,553,681	530,000	1,222,488	1,752,488	
TOTALS			150,490,000	102,805,000	51,486,617	6,165,000	4,301,086	10,466,086

SCHEDULE OF DEBT SERVICE TO MATURITY

Year Ended October 31,	1985 City Sales Tax Revenue Bonds		Total
	Principal (5/1)	Interest (5/1, 11/1)	
2025	6,165,000	4,301,086	10,466,086
2026	5,935,000	4,089,505	10,024,505
2027	6,115,000	3,878,580	9,993,580
2028-2032	21,800,000	16,626,270	38,426,270
2033-2037	19,420,000	12,519,925	31,939,925
2038-2042	23,200,000	7,631,600	30,831,600
2043-2047	16,890,000	2,273,650	19,163,650
2048-2052	3,280,000	166,000	3,446,000
TOTALS	102,805,000	51,486,617	154,291,617

Note: This schedule reflects November 1 (11/1) principal and interest payment for the subsequent fiscal year being paid in October of the preceding fiscal year.

TAXABLE BONDS - CITY
TAXABLE BOND-CITY

Taxable Refunding Bonds - City these bonds were issued for the purpose of refunding the City of Lafayette's outstanding notes with the Firefighters and Municipal Police Employment Retirement Systems. This bond issue is secured by and payable from an irrevocable pledge and dedication of the funds to be derived by the City of Lafayette from the levy and collection of a special ad valorem tax.

BOND RATINGS

		Moody's	S&P
City of Lafayette Taxable Limited Tax Refunding Bds	Aug 2020	Aa2	AA Stable

SCHEDULE OF DEBT SERVICE

SCHEDULE OF OBLIGATIONS	Issue Date	Original Issue	Outstanding	Outstanding	Principal Due 2024/2025	Interest Due 2024/2025	Total Due 2024/2025
			Balance Principal 10/31/2024	Balance Interest 10/31/2024			
Taxable Ref. Series 2020	9/18/2020	25,835,000	20,875,000	1,350,745	2,505,000	283,720	2,788,720

SCHEDULE OF DEBT SERVICE TO MATURITY

Year Ended October 31,	Taxable Bond - City		
	Principal (5/1)	Interest (5/1, 11/1)	Total
2025	2,505,000	283,720	2,788,720
2026	2,525,000	260,809	2,785,809
2027	2,550,000	232,047	2,782,047
2028-2032	13,295,000	574,169	13,869,169
TOTALS	20,875,000	1,350,745	22,225,745

Note: This schedule reflects November 1 (11/1) principal and interest payment for the subsequent fiscal year being paid in October of the preceding fiscal year.

UTILITIES REVENUE BONDS
UTILITY REVENUE BONDS-CITY

Utility Revenue Bonds - City this type of bond is issued for the purpose of constructing, acquiring, developing, extending and improving the electric, water, and wastewater systems of the City of Lafayette Utilities System. These bond issues are secured by and payable from the net revenues of the Utilities System.

Utility Revenue Refunding Bonds - City this type of bond is issued to refund the City of Lafayette's outstanding Utility Revenue Bonds for the purpose of effecting a debt service savings. These bond issues are secured by and payable from the net revenues of the Utilities System.

BOND RATINGS

		Moody's	S&P
Utilities System Revenue Bonds	Oct 2023	A1	AA- Stable
Utilities System Revenue Refunding Bds	Oct 2023	A1	AA- Stable

SCHEDULE OF DEBT SERVICE

SCHEDULE OF OBLIGATIONS	Issue Date	Original Issue	Outstanding	Outstanding	Principal Due 2024/2025	Interest Due 2024/2025	Total Due 2024/2025
			Balance Principal 10/31/2024	Balance Interest 10/31/2024			
Utility Revenue Series Ref. 2017	10/17/2017	59,465,000	47,490,000	13,086,300	3,380,000	2,129,350	5,509,350
Utility Revenue Series 2019	5/1/2019	58,065,000	51,435,000	31,208,500	1,535,000	2,571,750	4,106,750
Utility Revenue Taxable Series Ref. 2021	11/18/2021	78,415,000	52,160,000	2,597,200	12,965,000	1,043,200	14,008,200
Utility Revenue Series 2023	11/15/2023	50,000,000	48,860,000	36,559,681	1,100,000	2,462,194	3,562,194
TOTALS		245,945,000	199,945,000	83,451,681	18,980,000	8,206,494	27,186,494

SCHEDULE OF DEBT SERVICE TO MATURITY

Year Ended October 31,	Utility Revenue Bonds - City		
	Principal (5/1)	Interest (5/1, 11/1)	Total
2025	18,980,000	8,206,494	27,186,494
2026	19,525,000	7,646,444	27,171,444
2027	20,085,000	7,066,644	27,151,644
2028-2032	50,980,000	27,712,169	78,692,169
2033-2037	36,920,000	18,050,519	54,970,519
2038-2042	27,715,000	10,825,219	38,540,219
2043-2047	22,355,000	3,770,713	26,125,713
2048-2052	3,385,000	173,481	3,558,481
TOTALS	199,945,000	83,451,681	283,396,681

Note: This schedule reflects November 1 (11/1) principal and interest payment for the subsequent fiscal year being paid in October of the preceding fiscal year.

COMMUNICATIONS SYSTEM REVENUE BONDS
COMMUNICATIONS SYSTEM REVENUE BONDS-CITY

Communications Revenue Bonds this type of bond is issued for the purpose of constructing, acquiring, developing, extending and improving the City of Lafayette's Communications System. These bond issues are secured by and payable from the net revenues of the Communications System.

Communications Revenue Refunding Bonds this type of bond is issued to refund City of Lafayette's outstanding Communications System Revenue Bonds for the purpose of effecting a debt service savings. These bonds are secured by and payable from the net revenues of the Communications System.

BOND RATINGS

		<u>Moody's</u>	<u>S&P</u>
Communications System Revenue Bonds	Oct 2023	A2	A+ Stable
Communications System Revenue Refunding Bds	Oct 2023	A2	A+ Stable

SCHEDULE OF DEBT SERVICE

SCHEDULE OF OBLIGATIONS	Issue Date	Original Issue	Outstanding	Outstanding	Principal Due	Interest Due	Total Due
			Balance Principal	Balance Interest			
			10/31/2024	10/31/2024	2024/2025	2024/2025	2024/2025
Communications Series Ref. 2015	7/22/2015	91,600,000	50,585,000	10,178,513	6,230,000	2,454,863	8,684,863
Communications Series Ref. 2021A	11/18/2021	7,000,000	5,805,000	752,463	725,000	185,738	910,738
Communications Taxable Series Ref. 2021B	11/18/2021	7,140,000	5,835,000	511,305	760,000	121,965	881,965
TOTALS			105,740,000	62,225,000	11,442,280	2,762,565	10,477,565

SCHEDULE OF DEBT SERVICE TO MATURITY

Communications Revenue Bonds - City			
Year Ended	Principal	Interest	Total
October 31,	(11/1)	(5/1, 11/1)	
2025	7,715,000	2,762,565	10,477,565
2026	8,120,000	2,406,865	10,526,865
2027	8,485,000	2,042,565	10,527,565
2028-2032	37,905,000	4,230,285	42,135,285
TOTALS	62,225,000	11,442,280	73,667,280

Note: This schedule reflects November 1 (11/1) principal and interest payment for the subsequent fiscal year being paid in October of the preceding fiscal year.



Lafayette Consolidated Government
2024-25 Adopted Budget
Calculation of Legal General Obligation Debt Margin
Last Ten Fiscal Years
(Unaudited)

City of Lafayette

Fiscal Year	Gross Assessed Value	Any One Purpose	Aggregate All Purpose	Debt Outstanding	Legal Debt Margin	Total General Obligation Debt Applicable to Limitation as a Percentage of Debt Limit
2014	\$1,347,375,057	\$134,737,506	\$471,581,270	\$ -	\$471,581,270	0%
2015	1,373,379,599	137,337,960	480,682,860	-	480,682,860	0%
2016	1,448,878,182	144,887,818	507,107,364	-	507,107,364	0%
2017	1,553,066,806	155,306,681	543,573,382	-	543,573,382	0%
2018	1,564,560,892	156,456,089	547,596,312	-	547,596,312	0%
2019	1,572,295,611	157,229,561	550,303,464	-	550,303,464	0%
2020	1,599,085,838	159,908,584	559,680,043	-	559,680,043	0%
2021	1,538,106,171	153,810,617	538,337,160	-	538,337,160	0%
2022	1,542,822,415	154,282,242	539,987,845	-	539,987,845	0%
2023	1,666,452,773	166,645,277	583,258,471	-	583,258,471	0%

Lafayette Parish

Fiscal Year	Gross Assessed Value	Any One Purpose	Aggregate All Purpose	Debt Outstanding	Legal Debt Margin
2014	\$2,231,474,220	\$223,147,422	no limit	\$61,820,000	no limit
2015	2,321,605,339	232,160,534	no limit	59,080,000	no limit
2016	2,447,494,074	244,749,407	no limit	56,235,000	no limit
2017	2,641,089,701	264,108,970	no limit	53,290,000	no limit
2018	2,665,288,645	266,528,865	no limit	50,205,000	no limit
2019	2,680,216,083	268,021,608	no limit	46,960,000	no limit
2020	2,750,982,374	275,098,237	no limit	43,555,000	no limit
2021	2,610,448,358	261,044,836	no limit	36,810,000	no limit
2022	2,632,598,034	263,259,803	no limit	33,250,000	no limit
2023	2,832,029,624	283,202,962	no limit	29,510,000	no limit

Louisiana Revised Statutes limit the Parish's General Obligation bonded debt for other purposes to 10% of the assessed valuation of the taxable property for a single purpose with no limit on the number of purposes. The City may issue general obligation bonded debt in excess of 10% of the assessed valuation of the taxable property for any single purpose provided that the aggregate for all such purposes (determined at the time of issuance of the bonds) does not exceed 35% of the assessed valuation of the taxable property of the City.



City of Lafayette
2024-25 Adopted Budget
Sales Tax Revenue Bond Parity Coverage
With New Issues & Projected Growth
Minimum Coverage of 1.5

9/26/2024

	2023-24 Projected	2024-25 Adopted	2025-26 Projected	2026-27 Projected	2027-28 Projected	2028-29 Projected
SALES TAX REVENUE						
<i>Projected Sales Tax Growth</i>	-0.24%	0.00%	2.00%	2.00%	2.00%	2.00%
1961 Sales Tax	57,200,000	57,200,000	58,344,000	59,510,880	60,701,098	61,915,120
1985 Sales Tax	46,770,828	46,770,828	47,706,245	48,660,369	49,633,577	50,626,248
Total Sales Tax	103,970,828	103,970,828	106,050,245	108,171,249	110,334,674	112,541,368
2 Year Average	104,094,455	103,970,828	105,010,536	107,110,747	109,252,962	111,438,021

DEBT SERVICE COVERAGE

1961 Sales Tax

2 Year Avg. Sales Tax	56,377,616	57,340,332	57,200,000	57,772,000	58,927,440	60,105,989
Maximum Debt Service Current and Projected	37,585,077	38,226,888	38,133,333	38,514,667	39,284,960	40,070,659
Debt Service	14,891,831	15,374,191	15,704,362	15,710,316	17,416,517	16,218,789
Coverage Ratio	3.79	3.73	3.64	3.68	3.38	3.71

1985 Sales Tax

2 Year Avg. Sales Tax	46,530,218	46,754,124	46,770,828	47,238,536	48,183,307	49,146,973
Maximum Debt Service Current and Projected	31,020,145	31,169,416	31,180,552	31,492,358	32,122,205	32,764,649
Debt Service	11,305,033	11,988,586	11,547,005	13,266,080	12,320,196	12,862,011
Coverage Ratio	4.12	3.90	4.05	3.56	3.91	3.82
Average Coverage Ratio	3.95	3.81	3.85	3.62	3.65	3.76

PROJECTED BOND ISSUES

<i>Projected Sales Tax Growth</i>	-0.24%	0.00%	2.00%	2.00%	2.00%	2.00%
1961 Sales Tax	21,750,000	-	25,000,000	-	25,000,000	-
Debt Service	1,522,500	-	1,750,000	-	1,750,000	-
Estimated Coverage	3.79	3.73	3.64	3.68	3.38	3.71
1985 Sales Tax	21,750,000	-	-	25,000,000	-	25,000,000
Debt Service	1,522,500	-	-	1,750,000	-	1,750,000
Estimated Coverage	4.12	3.90	4.05	3.56	3.91	3.82
Total Bonds	43,500,000	-	25,000,000	25,000,000	25,000,000	25,000,000



FIVE-YEAR CAPITAL IMPROVEMENT PROGRAM (CIP)

The Five-Year Capital Improvement Program (CIP) is a plan in which LCG's capital projects are projected over the course of the next five fiscal years. Funding will be approved by the City Council and the Parish Council for the first year of the program during the budget process. Capital improvement projects are defined as infrastructure, equipment purchases, or construction that results in a capitalized asset and having a useful life of more than one year.

Each year all of LCG's capital improvement project lists are reassessed to include updated projections on capital projects. Proposed new capital projects are prioritized by departmental directors, staff, and administration. Projects are included in the budget based on priority and the financial sources available and/or debt considered and overall consistency with LCG's goals and objectives. During the annual evaluation process, engineers and project managers discuss project costs, timelines, resources required, potential obstacles and other collaborations that may need to occur to successfully complete the project.

In addition to a Five-Year Capital Improvement Program Budget, Section 5-05 of the Home Rule Charter requires that a Capital Improvement budget must include the estimated annual cost of operating and maintaining the capital improvement to be constructed or acquired. When a new capital improvement project is undertaken, consideration is given to the operational impact of the project. The operational impact depends on the nature of the capital improvement project. These costs must be funded in the appropriate operating fund budget.

In recent years, due to fiscal constraints, LCG has focused the Capital Budget on maintaining existing infrastructure, such as roads and building maintenance projects. Typically, these types of recurring capital projects have minimal impact on the Operating Budget. Some projects may produce ongoing operational savings, such as new LED lighting throughout the City and recreation centers. The estimated impacts of operating costs can be found within this section of the budget document.

In addition to this section all capital projects budgeted for this fiscal year can be located in the Capital Appropriations section of this budget document. The Capital Appropriations section includes projects that are included in the first year of the CIP as well as normal capital such as vehicle and equipment purchases and/or replacements.





Five-Year Capital Improvement Program (Entity-Wide) Summary

The grand total of LCG's entity-wide five-year capital improvement program from FY 2025 to FY 2029 is \$905,397,521. The entity-wide five-year capital improvement program includes Non-Utilities, Utilities System, and Communications System. A summary of the entity-wide five-year capital improvement program is below. Detailed information can be found in the Five-Year Capital Improvement Program (CIP) Section of this budget document.

The Non-Utilities CIP identifies major public improvements to roads, bridges, drainage, sidewalks, public buildings, and parks. The Utilities System CIP identifies major public improvements to the electric, water, and wastewater systems. The Communications System CIP identifies major public improvements for the telecommunications system.

The capital amounts listed in the Five-Year Capital Improvement Program (CIP) Section of this budget document will not reconcile to the amounts listed in the Capital Appropriations Section. The capital amounts listed in the Five-Year CIP section includes bond proceeds and prior year accumulated retained earnings.

	Adopted	Projected				10/9/24
	FY 24-25	FY 25-26	FY 26-27	FY 27-28	FY 28-29	TOTAL
Source of Funds						
Non-Utilities						
Parish Funds	20,777,665	0	0	0	0	20,777,665
Library Fund	0	40,000	165,000	50,000	115,000	370,000
City & Parish (Joint) Funds	298,600	0	0	0	0	298,600
1961 Sales Tax Cap Improv-City Fund	32,890,984	28,357,348	29,663,798	31,281,262	30,619,797	152,813,189
1985 Sales Tax Cap Improv-City Fund	27,995,715	23,745,660	24,859,642	26,596,007	26,057,410	129,254,434
City PY Bond Reserves	11,471,063	0	0	0	0	11,471,063
City Bonds	0	25,000,000	25,000,000	25,000,000	25,000,000	100,000,000
Non-Utilities Total	93,434,027	77,143,008	79,688,440	82,927,269	81,792,207	414,984,951
Utilities						
Utilities System Fund	57,682,810	46,522,890	84,825,782	71,305,792	78,385,802	338,723,076
Utilities Bonds	0	219,900,000	25,000,000	0	0	244,900,000
Utilities Total	57,682,810	266,422,890	109,825,782	71,305,792	78,385,802	583,623,076
Communications System						
Communications System Fund	11,113,256	9,643,189	11,261,582	13,945,536	16,411,912	62,375,475
Communications System Total	11,113,256	9,643,189	11,261,582	13,945,536	16,411,912	62,375,475
Total Source of Funds	162,230,093	353,209,087	200,775,804	168,178,597	176,589,921	1,060,983,502
Use of Funds						
Non-Utilities						
Parish Projects	20,777,665	0	0	0	0	20,777,665
Parish Library Projects	0	40,000	165,000	50,000	115,000	370,000
City & Parish (Joint) Projects	298,600	0	0	0	0	298,600
City Pay as You Go Projects Fd 461	32,875,028	28,357,348	29,663,799	31,281,262	30,619,797	152,797,234
City Pay as You Go Projects Fd 485	27,995,715	23,745,660	24,859,642	26,596,007	26,057,409	129,254,433
City Bond Projects	11,471,063	25,000,000	25,000,000	25,000,000	25,000,000	111,471,063
Non-Utilities Total	93,418,071	77,143,008	79,688,441	82,927,269	81,792,206	414,968,995
Utilities System						
Utilities System Projects	47,795,000	250,965,000	83,240,000	37,640,000	21,000,000	440,640,000
Utilities System Total	47,795,000	250,965,000	83,240,000	37,640,000	21,000,000	440,640,000
Communications System						
Communications System Projects	10,964,000	9,218,167	9,546,585	9,888,914	10,170,860	49,788,526
Communications System Total	10,964,000	9,218,167	9,546,585	9,888,914	10,170,860	49,788,526
Total Use of Funds	152,177,071	337,326,175	172,475,026	130,456,183	112,963,066	905,397,521



FIVE-YEAR CAPITAL IMPROVEMENT PROGRAM (NON-UTILITIES)

Lafayette City-Parish Consolidated Government Capital Improvement Project (CIP) list is reassessed each year to include updated projections on capital projects. Engineers and project managers discuss project costs, timelines, resources required and other collaborations that may need to occur to successfully complete the project. Funding requests for asphalt and concrete projects are put forth using a street rating system, while others, such as bridge funding requests, are based on when bridges are ready for replacement (based on design completion and permits received). A recap of major city projects is presented below.

Streets:

- University Corridor Initiative: This is a multi-faceted project that included a corridor study, flood study, economic impact, safety, intersection improvements, roadway section updates, and the addition of sidewalks where required. Phase I of the project was bid and construction has been ongoing throughout 2024. Phase II of the build is expected to begin in 2025. The adopted budget for Phase I is \$9,500,000 comprised of PAYG capital and bond funds with State appropriations totaling \$23,000,000 through FY 2024.

Drainage:

- Downtown Drainage: In an effort to temporarily store excess rainfall to reduce or eliminate street and structure flooding, the project consists of several underground storage facilities within the downtown area. To date Phase I of the project, located at the intersection of Jefferson and Lee is complete and fully functional. Phase II located along St. John Street is under construction with an expected completion date before the end of the year. In addition to these, several other storage basins are under consideration or design. The project also includes the installation of 60 – 80 additional inlets in the area to direct the rainfall underground to these basins.
- The Drainage Department has allocated \$230,000 per year for operations and facilities maintenance and upkeep of the detention ponds.

Sidewalks:

- Downtown Sidewalks/Curbs/Overlay: This project will provide for sidewalk rehabilitation and modifications to meet ADA requirements within the downtown area providing more efficient and safe access corridors to major businesses and public buildings. Currently, the plans are 100% complete and with one acquisition of the necessary easements to construct the project remaining. The current budget is over \$1,000,000 comprised of PAYG capital and bond funds. The project is expected to be bid in early 2025.

Bridges:

Public Works maintains a condition rating system for all 198 bridges under the jurisdiction of the Parish and City. These ratings are used to provide for our replacement/repair annual program. Intangibles such as Average Daily Traffic Counts, ingress and egress and alternate routes are factors that also contribute to the decisions. Public Works has plans to replace/repair over a dozen bridges in the next five years, all dependent on funding levels. Due to the funding levels appropriated by the Administration and Council, some of the most notable bridges which will soon be replaced are:

City - E. Verot School Road, Beau Pre' Road, Canberra Road, Tolson Road and Failla Road.

Parish Bridges: Serenity Road, Gisele Place, Stutes Road, Switzerland Road, Jenkins Road, and Ranch Road.

Bridges completed in FY 23-24 – Crestlawn Drive, Rue des Etoiles, E. Lewis Street, W. Congress Street.



Five-Year Capital Improvement Program (Non-Utilities) Summary

	Adopted	Projected				10/9/24
	FY 24-25	FY 25-26	FY 26-27	FY 27-28	FY 28-29	TOTAL
Source of Funds						
Parish Projects						
Parish General Fund 105	1,252,500	0	0	0	0	1,252,500
Animal Shelter & Care Center Fd 206	332,500	0	0	0	0	332,500
Road & Bridge Maintenance Fund 260	8,193,800	0	0	0	0	8,193,800
Drainage Fund 261	1,207,000	0	0	0	0	1,207,000
Adult Correctional Center Fund 262	570,195	0	0	0	0	570,195
Courthouse Complex Fund 264	4,350,000	0	0	0	0	4,350,000
Juvenile Detention Facility Fund 265	1,990,000	0	0	0	0	1,990,000
War Memorial Fund 267	800,000	0	0	0	0	800,000
Coroner Fund 270	41,670	0	0	0	0	41,670
Storm Water Management Fund 273	2,040,000	0	0	0	0	2,040,000
Subtotal Parish Projects	20,777,665	0	0	0	0	20,777,665
Parish Library						
Library Fund 263	0	40,000	165,000	50,000	115,000	370,000
City & Parish (Joint) Projects						
Central Vehicle Maintenance Fd 702	89,000	0	0	0	0	89,000
Environmental Services Fund 550	209,600	0	0	0	0	209,600
Subtotal City & Parish (Joint) Projects	298,600	0	0	0	0	298,600
City of Lafayette						
1961 Sales Tax Cap Improv-City Fund 461	32,890,984	28,357,348	29,663,798	31,281,262	30,619,797	152,813,189
1985 Sales Tax Cap Improv-City Fund 485	27,995,715	23,745,660	24,859,642	26,596,007	26,057,410	129,254,434
PY Bond Reserve	11,471,063	0	0	0	0	11,471,063
Bonds	0	25,000,000	25,000,000	25,000,000	25,000,000	100,000,000
Subtotal City of Lafayette	72,357,762	77,103,008	79,523,440	82,877,269	81,677,207	393,538,686
Total Source of Funds	93,434,027	77,143,008	79,688,440	82,927,269	81,792,207	414,984,951
Use of Funds						
Parish Projects						
Normal Capital	5,997,665	0	0	0	0	5,997,665
Widening/ Realignment and Reconstruction	3,025,000	0	0	0	0	3,025,000
Bridges	4,615,000	0	0	0	0	4,615,000
Drainage	2,940,000	0	0	0	0	2,940,000
Public Buildings	4,200,000	0	0	0	0	4,200,000
Subtotal Parish Projects	20,777,665	0	0	0	0	20,777,665



Five-Year Capital Improvement Program (Non-Utilities) Summary

	Adopted	Projected				10/9/24
	FY 24-25	FY 25-26	FY 26-27	FY 27-28	FY 28-29	TOTAL
Parish Library						
Equipment	0	15,000	0	25,000	45,000	85,000
Automation/Computer Equip	0	0	30,000	0	55,000	85,000
General Plant	0	25,000	135,000	25,000	15,000	200,000
Subtotal Parish Library	0	40,000	165,000	50,000	115,000	370,000
City & Parish (Joint) Projects						
Normal Capital	298,600	0	0	0	0	298,600
City Pay as You Go						
Fund 461						
Admin/Program Costs/Reserves	7,885,822	7,888,097	8,051,304	8,222,053	8,398,842	40,446,118
Departmental Normal Capital	10,197,711	3,871,751	8,014,995	9,461,709	8,623,455	40,169,621
Streets	8,485,495	11,035,000	8,035,000	8,035,000	8,035,000	43,625,495
Drainage	3,523,000	4,730,000	4,730,000	4,730,000	4,730,000	22,443,000
Sidewalks	0	0	0	0	0	0
Public Buildings	1,405,000	270,000	270,000	270,000	270,000	2,485,000
Recreation/Parks	1,378,000	562,500	562,500	562,500	562,500	3,628,000
Subtotal Fund 461	32,875,028	28,357,348	29,663,799	31,281,262	30,619,797	152,797,234
Fund 485						
Admin/Program Costs/Reserves	10,527,822	10,834,633	11,128,861	11,433,309	11,748,398	55,673,023
Departmental Normal Capital	12,233,670	6,153,527	6,973,281	8,405,198	7,551,511	41,317,187
Streets	3,076,223	5,860,000	5,860,000	5,860,000	5,860,000	26,516,223
Drainage	1,848,000	0	0	0	0	1,848,000
Sidewalks	95,000	95,000	95,000	95,000	95,000	475,000
Public Buildings	100,000	250,000	250,000	250,000	250,000	1,100,000
Recreation/Parks	115,000	552,500	552,500	552,500	552,500	2,325,000
Subtotal Fund 485	27,995,715	23,745,660	24,859,642	26,596,007	26,057,409	129,254,433
Subtotal City PAYG	60,870,743	52,103,008	54,523,441	57,877,269	56,677,206	282,051,667
City Bond Program						
Streets	9,200,000	9,400,000	6,200,000	11,700,000	16,850,000	53,350,000
Drainage	0	2,000,000	3,800,000	1,000,000	1,000,000	7,800,000
Sidewalks	0	5,500,000	4,000,000	1,550,000	1,900,000	12,950,000
Public Buildings	1,150,000	4,350,000	7,750,000	7,500,000	2,000,000	22,750,000
Recreation/Parks Projects	1,121,063	3,750,000	3,250,000	3,250,000	3,250,000	14,621,063
Subtotal City Bond Program	11,471,063	25,000,000	25,000,000	25,000,000	25,000,000	111,471,063
Total Use of Funds	93,418,071	77,143,008	79,688,441	82,927,269	81,792,206	414,968,995



Lafayette Consolidated Government
2024-25 Adopted Budget
Five-Year Capital Improvement Program (Non-Utilities)
Estimated Operation & Maintenance Expenses

10/9/24

When a new capital improvement project is undertaken, consideration is given to the operational impact of the project. The operational impact includes additional costs for staff, maintenance, debt and other expenses. The operational impact depends on the nature of the capital improvement project. These costs must be funded in the appropriate operating fund budget.

In recent years, due to fiscal constraints, LCG has focused the capital budget on maintaining existing infrastructure, such as roads and building maintenance projects. Typically, these types of recurring capital projects have minimal impact on the Operating Budget. Some projects may produce ongoing operational savings, such as new lighting throughout the City and recreation centers.

The maintenance costs for streets and drainage improvements included in the capital budget will have very little operational impact because most are existing roads in need of repair. The maintenance costs for these roads are currently budgeted through the Department of Traffic, Roads, & Bridges operating budget, and these improvements should reduce the maintenance needs in the department. The improvements to the striping of streets, intersection improvements and sidewalk repairs and construction should make the streets safer.

The estimated impacts of operating costs are listed below.

	Adopted	Projected				TOTAL
	FY 24-25	FY 25-26	FY 26-27	FY 27-28	FY 28-29	
Estimated Operating & Maintenance Expenses						
Streets	17,041	15,777	12,057	15,357	18,447	78,679
Drainage	62,333	50,475	63,975	42,975	42,975	262,733
Public Buildings	6,855	4,870	8,270	8,020	2,520	30,535
Recreation/Parks	2,614	4,865	4,365	4,365	4,365	20,574
Total Estimated O&M Costs	88,843	75,987	88,667	70,717	68,307	392,521



Five-Year Capital Improvement Program (Non-Utilities)

		Existing Projects		Existing Work Order Changes	Adopted FY 24-25	Projected				
		Budget @ 4/30/24	Balance @ 4/30/24			FY 25-26	FY 26-27	FY 27-28	FY 28-29	
I Normal Capital										
1	NORMAL CAPITAL - Fund 105	GF	2,225,341	990,931	0	2,500	0	0	0	0
2	NORMAL CAPITAL - Fund 206	AS	8,725,500	120,944	0	332,500	0	0	0	0
3	NORMAL CAPITAL - Fund 260	R	10,379,286	5,347,822	0	1,803,800	0	0	0	0
4	NORMAL CAPITAL - Fund 261	D	1,325,013	632,969	0	307,000	0	0	0	0
5	NORMAL CAPITAL - Fund 262	AC	5,095,031	1,388,198	0	470,195	0	0	0	0
6	NORMAL CAPITAL - Fund 264	CC	1,750,735	685,644	0	250,000	0	0	0	0
7	NORMAL CAPITAL - Fund 265	JD	528,945	306,533	0	1,990,000	0	0	0	0
8	NORMAL CAPITAL - Fund 266	HU	250,000	12,400	0	0	0	0	0	0
9	NORMAL CAPITAL - Fund 267	WM	6,000	2,963	0	800,000	0	0	0	0
10	NORMAL CAPITAL - Fund 270	PC	0	0	0	41,670	0	0	0	0
11	NORMAL CAPITAL - Fund 273	SW	7,377,143	4,781,042	0	0	0	0	0	0
Normal Capital Total:			37,662,994	14,269,446	0	5,997,665	0	0	0	0
II Widening/Realignment/Reconstruction:										
12	ASPHALT & GRAVEL SUPPLIES	R	210,000	104,117	0	105,000	0	0	0	0
13	ASPHALT OVERLAY/RECONS-PARWIDE	R	17,635,356	2,383,478	0	1,650,000	0	0	0	0
14	ASPHALT STREET PATCHING	R	2,100,000	437,567	0	400,000	0	0	0	0
15	ASPHALT STREET PRESERV-PARISH	R	1,301,556	141,512	0	650,000	0	0	0	0
16	CUE ROAD EXTENSION	R	200,000	70	0	0	0	0	0	0
17	GRAVEL ROAD CONVERSION	GF	17,465	17,465	0	0	0	0	0	0
18	GRAVEL ROAD CONVERSION	R	179,506	179,506	0	0	0	0	0	0
19	LA AVE EXT PHASE IID-2	GF	413,372	317,841	0	0	0	0	0	0
20	LOUISIANA AVENUE EXTENSION	GF	200,000	13,776	0	0	0	0	0	0
21	PARISH STREETS	PS	1,059,828	42,844	0	0	0	0	0	0
22	PAVEMENT MARKINGS	R	372,292	118,054	0	200,000	0	0	0	0
23	UNIMPROVED STREETS	R	60,000	38,147	0	20,000	0	0	0	0
Widening/Realignment/Reconstruction Total:			23,749,376	3,794,376	0	3,025,000	0	0	0	0
Bridges:										
24	BRIDGE IMPROVEMENTS - PARISH	GF	2,000,000	2,000,000	0	1,250,000	0	0	0	0
25	BRIDGE IMPROVEMENTS - PARISH	R	2,250,000	1,787,650	0	3,165,000	0	0	0	0
26	BRIDGE REPAIRS-PARISH	R	492,800	296,629	0	200,000	0	0	0	0
27	PARISH BRIDGE IMPRV	R	3,435,851	35,224	0	0	0	0	0	0
Bridges Total:			8,178,651	4,119,503	0	4,615,000	0	0	0	0
III Parish Drainage Projects:										
28	BAYOU VERMILION FLOOD CONTROL	D	1,800,000	1	0	0	0	0	0	0
29	BAYOU VERMILION FLOOD CONTROL	PS	1,974,566	25,342	0	0	0	0	0	0
30	BAYOU VERMLN FL CTRL-CHAPPUIS	PS	468,065	0	0	0	0	0	0	0
31	COULEE ILE DES CANNES	D	100,000	0	0	0	0	0	0	0
32	COULEE ILE DES CANNES, SCOTT IGA	D	1,285,000	73,746	0	0	0	0	0	0
33	COULEE INSPECTION-EARTHEN	D	200,000	49,500	0	100,000	0	0	0	0
34	COULEE MAINT-UNIMPROVED COULEE	D	921,323	591,656	0	0	0	0	0	0
35	COULEE MAINT-UNIMPROVED COULEE	SW	0	0	0	1,000,000	0	0	0	0
36	COULEE MINE EAST FLOOD CONTROL	D	226,000	0	0	0	0	0	0	0
37	COULEE MINE-110 NORTH	D	595,000	0	0	0	0	0	0	0
38	DRAINAGE IMPROVEMENT-CITY	D	629,800	1	0	0	0	0	0	0
39	DRAINAGE IMPROVEMENT-PARISH	D	346,387	30,840	0	0	0	0	0	0
40	FLOOD PLAIN MGMT	D	392,848	74,684	0	50,000	0	0	0	0
41	PARISH DRAINAGE IMPROVEMENTS	D	1,457,847	174,246	0	500,000	0	0	0	0
42	ROADSIDE EXCAV/CHANNEL CLR PAR	D	1,668,000	104,000	0	0	0	0	0	0
43	ROADSIDE EXCAV/CHANNEL CLR PAR	SW	0	0	0	1,040,000	0	0	0	0
44	ROBLEY DR DETENTION POND PROJ	PS	150,000	139,411	0	0	0	0	0	0
45	SECONDARY DRAINAGE-PARISH	GF	289,050	289,050	0	0	0	0	0	0
46	SECONDARY DRAINAGE-PARISH	D	1,180,163	131,277	0	250,000	0	0	0	0
Parish Drainage Projects Total:			13,684,049	1,683,754	0	2,940,000	0	0	0	0



Five-Year Capital Improvement Program (Non-Utilities)

		Existing Projects		Existing Work Order Changes	Adopted FY 24-25	Projected 10/1/2024			
		Budget @ 4/30/24	Balance @ 4/30/24			FY 25-26	FY 26-27	FY 27-28	FY 28-29
IV Public Buildings Improvement:									
47	BUCHANAN GARAGE IMPROVEMENTS	CC	7,000,000	2,297,098	0	0	0	0	0
48	LAF PARISH COURTHOUSE IMPR	CC	3,300,001	2,171,644	0	0	0	0	0
49	LPCC BUILDING IMPROVEMENTS/REPAIRS	AC	1,648,116	269,164	0	100,000	0	0	0
50	LPCH COMPLEX IMPROVEMENTS	CC	702,615	45,736	0	100,000	0	0	0
51	LPCH ESCALATOR RPL	CC	1,200,000	1,200,000	0	0	0	0	0
52	LPCH IMPR & INMATE HOLDING	CC	0	0	0	4,000,000	0	0	0
53	WATERPROOFING/EXT RPRS LPGB	CC	225,000	202,950	0	0	0	0	0
Public Buildings Improvement Total:			14,075,731	6,186,591	0	4,200,000	0	0	0
V Parish Recreation Improvements:									
54	JUDICE PARK IMPROVEMENTS	CE	30,000	3,103	0	0	0	0	0
55	JUDICE PARK IMPROVEMENTS	PR	550,279	464,910	0	0	0	0	0
56	PARK IMPROVEMENTS-PARISHWIDE	CE	359,364	168,515	0	0	0	0	0
57	PICARD PARK IMPORVEMENTS	CE	25,000	14,444	0	0	0	0	0
58	PICARD PARK IMPORVEMENTS	PR	75,000	65,000	0	0	0	0	0
Parish Recreation Improvements Total:			1,039,643	715,972	0	0	0	0	0
Parish Projects Total:			98,390,443	30,769,643	0	20,777,665	0	0	0

LEGEND:

- AC - Adult Correctional Center Fund 262
- AS - Animal Shelter & Care Center Fund 206
- CC - Courthouse Complex Fund 264
- CE - Cultural Economy Fund 274
- D - Drainage Maintenance Fund 261
- GF - Parish General Fund 105
- HU - Public Health Unit Maintenance Fund 266
- JD - Juvenile Detention Facility Fund 265
- PC - Parish Coroner Fund 270
- PR - Parishwide Parks & Recreation Projects Fund 276
- PS - Parishwide Streets, Drainage, Bridge Fund 275
- R - Road & Bridge Maintenance Fund 260
- SW - Storm Water Management Fund 273
- WM - War Memorial Fund 267

	Existing Projects		Existing Work Order Changes	Adopted FY 24-25	Projected FY 25-26	FY 26-27	FY 27-28	FY 28-29
	Budget @ 4/30/24	Balance @ 4/30/24						
REVENUES:								
I. PAY-AS-YOU-GO:								
1 Local funding				0	40,000	165,000	50,000	115,000
TOTAL REVENUES				0	40,000	165,000	50,000	115,000
APPROPRIATIONS:								
I. PAY-AS-YOU-GO:								
Equipment								
2 East Regional Furniture & Equipment	0	0	0	0	15,000	0	15,000	0
3 Main Furniture & Equipment	120,000	76,182	0	0	0	0	0	0
4 North Regional Furniture & Equipment	40,800	30,200	0	0	0	0	0	0
5 Other locations Furniture & Equipment	60,000	39,866	0	0	0	0	0	0
6 South Regional Furniture & Equipment	76,000	49,689	0	0	0	0	0	0
7 Van / vehicles	0	0	0	0	0	0	0	45,000
8 West Regional Furniture & Equipment	0	0	0	0	0	0	10,000	0
Subtotal - Equipment	296,800	195,937	0	0	15,000	0	25,000	45,000
Automation & Computer Equipment								
9 Automation & tech infrastructure	36,000	13,569	0	0	0	30,000	0	0
10 East Regional Computer Equipment	135,000	67,443	0	0	0	0	0	0
11 Main - Makerspace Technology	47,741	37,333	0	0	0	0	0	0
12 Main Computer Equipment	180,000	168,708	0	0	0	0	0	0
13 North Regional Computer Equipment	120,000	63,239	0	0	0	0	0	0
14 Other locations Computer Equipment	70,000	21,954	0	0	0	0	0	55,000
15 South Regional Computer Equipment	160,000	78,703	0	0	0	0	0	0
Subtotal - Automation	748,741	450,948	0	0	0	30,000	0	55,000
General Plant								
16 Bld/gen plant - East Regional Library	200,000	130,043	0	0	0	25,000	0	0
17 Bld/gen plant - Main Library	450,000	116,839	0	0	0	60,000	0	0
18 Bld/gen plant - North Regional Library	285,000	213,191	0	0	0	0	0	15,000
19 Bld/gen plant - Other Locations	145,000	43,213	0	0	0	0	0	0
20 Bld/gen plant - South Regional Library	357,500	132,587	0	0	0	50,000	0	0
21 Bld/gen plant - West Regional Library	0	0	0	0	25,000	0	25,000	0
Subtotal - General Plant	1,437,500	635,874	0	0	25,000	135,000	25,000	15,000
Construction								
22 Main Library renovations	172,836	1	0	0	0	0	0	0
23 North Regional Library Expansion	4,000,000	3,703,000	0	0	0	0	0	0
24 Northeast Regional Library	8,000,000	7,440,678	0	0	0	0	0	0
25 South Regional Library Expansion	4,000,000	3,452,460	0	0	0	0	0	0
26 West Regional Library	1,800,000	687,106	0	0	0	0	0	0
Subtotal - Construction	17,972,836	15,283,246	0	0	0	0	0	0
TOTAL APPROPRIATIONS	20,455,877	16,566,004	0	0	40,000	165,000	50,000	115,000



		Existing Projects		10/9/2024					
		Budget	Balance	Existing Work	Adopted	Projected			
		@ 4/30/24	@ 4/30/24	Order Changes	FY 24-25	FY 25-26	FY 26-27	FY 27-28	FY 28-29
REVENUES									
I. PAY-AS-YOU-GO:									
1	CENTRAL VEHICLE MAINTENANCE	VM			0	89,000	0	0	0
2	ENVIRONMENTAL SERVICES FUND	EQ			0	209,600	0	0	0
TOTAL REVENUES					0	298,600	0	0	0
APPROPRIATIONS									
I. PAY-AS-YOU-GO:									
3	NORMAL CAPITAL	EQ	1,761,200	290,404	0	209,600	0	0	0
4	NORMAL CAPITAL	VM	309,112	82,429	0	89,000	0	0	0
PUBLIC BUILDING									
5	DEBRIS DROP FACILITY*	EQ	2,650,000	2,449,694	0	0	0	0	0
CITY & PARISH PROJECTS TOTAL:			4,720,312	2,822,527	0	298,600	0	0	0

LEGEND:

EQ - ENVIRONMENTAL SERVICES FUND 550

VM - CENTRAL VEHICLE MAINTENANCE FUND 702

*Note: Budget & balance as of 6/30/24



Five-Year Capital Improvement Program (Non-Utilities) Summary

	Adopted	Projected				10/9/24
	FY 24-25	FY 25-26	FY 26-27	FY 27-28	FY 28-29	TOTAL
Source of Funds						
1961 Sales Tax	23,113,969	24,311,362	25,610,481	27,204,427	28,020,559	128,260,798
1985 Sales Tax	19,604,952	20,441,554	21,537,000	23,254,646	23,952,286	108,790,438
Interest Income	3,156,499	3,156,499	3,156,499	3,156,499	3,156,499	15,782,495
Internal Transfers In	4,131,843	4,171,089	4,212,800	4,254,927	4,297,477	21,068,136
Miscellaneous Other	4,470	4,475	4,565	4,656	4,749	22,915
Use of Fund Balance	10,874,966	15,956	0	0	0	10,890,922
PY Bond Reserve	11,471,063	0	0	0	0	11,471,063
Bonds	0	25,000,000	25,000,000	25,000,000	25,000,000	100,000,000
Total Source of Funds	72,357,762	77,100,935	79,521,345	82,875,155	84,431,571	396,286,768
City Pay as You Go						
Fund 461						
Admin/Program Costs/Reserves	7,885,822	7,888,097	8,051,304	8,222,053	8,398,842	40,446,118
Departmental Normal Capital	10,197,711	3,871,751	8,014,995	9,461,709	8,623,455	40,169,621
Streets	8,485,495	11,035,000	8,035,000	8,035,000	8,035,000	43,625,495
Drainage	3,523,000	4,730,000	4,730,000	4,730,000	4,730,000	22,443,000
Sidewalks	0	0	0	0	0	0
Public Buildings	1,405,000	270,000	270,000	270,000	270,000	2,485,000
Recreation/Parks	1,378,000	562,500	562,500	562,500	562,500	3,628,000
Subtotal Fund 461	32,875,028	28,357,348	29,663,799	31,281,262	30,619,797	152,797,234
Fund 485						
Admin/Program Costs/Reserves	10,527,822	10,834,633	11,128,861	11,433,309	11,748,398	55,673,023
Departmental Normal Capital	12,233,670	6,153,527	6,973,281	8,405,198	7,551,511	41,317,187
Streets	3,076,223	5,860,000	5,860,000	5,860,000	5,860,000	26,516,223
Drainage	1,848,000	0	0	0	0	1,848,000
Sidewalks	95,000	95,000	95,000	95,000	95,000	475,000
Public Buildings	100,000	250,000	250,000	250,000	250,000	1,100,000
Recreation/Parks	115,000	552,500	552,500	552,500	552,500	2,325,000
Subtotal Fund 485	27,995,715	23,745,660	24,859,642	26,596,007	26,057,409	129,254,433
Subtotal City PAYG	60,870,743	52,103,008	54,523,441	57,877,269	56,677,206	282,051,667
City Bond Program						
Streets	9,200,000	9,400,000	6,200,000	11,700,000	16,850,000	53,350,000
Drainage	0	2,000,000	3,800,000	1,000,000	1,000,000	7,800,000
Sidewalks	0	5,500,000	4,000,000	1,550,000	1,900,000	12,950,000
Public Buildings	1,150,000	4,350,000	7,750,000	7,500,000	2,000,000	22,750,000
Recreation/Parks Projects	1,121,063	3,750,000	3,250,000	3,250,000	3,250,000	14,621,063
Subtotal City Bond Program	11,471,063	25,000,000	25,000,000	25,000,000	25,000,000	111,471,063
Total City Capital Improvement Program	72,341,806	77,103,008	79,523,441	82,877,269	81,677,206	393,522,730

City of Lafayette
2024-25 Adopted Budget

Five-Year Capital Improvement Program (Non-Utilities) Summary
Estimated Operation & Maintenance Expenses

	Adopted	Projected				TOTAL
	FY 24-25	FY 25-26	FY 26-27	FY 27-28	FY 28-29	
I. PAY AS YOU GO PROGRAM:						
Street Projects	5,091	6,621	4,821	4,821	4,821	26,175
Drainage Projects	26,423	35,475	35,475	35,475	35,475	168,323
Recreation/Parks Projects	1,378	563	563	563	563	3,628
Public Building Projects	1,405	270	270	270	270	2,485
TOTAL PAYG O&M	34,297	42,929	41,129	41,129	41,129	200,611
II. BOND PROGRAM						
Street Projects	5,520	5,640	3,720	7,020	10,110	32,010
Drainage Projects	0	15,000	28,500	7,500	7,500	58,500
Recreation/Parks Projects	1,121	3,750	3,250	3,250	3,250	14,621
Public Building Projects	1,150	4,350	7,750	7,500	2,000	22,750
TOTAL BOND O&M	7,791	24,390	35,470	17,770	20,860	106,281
TOTAL ESTIMATED O&M COSTS	42,088	67,319	76,599	58,899	61,989	306,892



City of Lafayette
2024-25 Adopted Budget
Sales Tax Revenue Bond Parity Coverage
With New Issues & Projected Growth
Minimum Coverage of 1.5

9/26/2024

	2023-24 Projected	2024-25 Adopted	2025-26 Projected	2026-27 Projected	2027-28 Projected	2028-29 Projected
SALES TAX REVENUE						
<i>Projected Sales Tax Growth</i>	-0.24%	0.00%	2.00%	2.00%	2.00%	2.00%
1961 Sales Tax	57,200,000	57,200,000	58,344,000	59,510,880	60,701,098	61,915,120
1985 Sales Tax	46,770,828	46,770,828	47,706,245	48,660,369	49,633,577	50,626,248
Total Sales Tax	103,970,828	103,970,828	106,050,245	108,171,249	110,334,674	112,541,368
2 Year Average	104,094,455	103,970,828	105,010,536	107,110,747	109,252,962	111,438,021

DEBT SERVICE COVERAGE

1961 Sales Tax

2 Year Avg. Sales Tax	56,377,616	57,340,332	57,200,000	57,772,000	58,927,440	60,105,989
Maximum Debt Service Current and Projected	37,585,077	38,226,888	38,133,333	38,514,667	39,284,960	40,070,659
Debt Service	14,891,831	15,374,191	15,704,362	15,710,316	17,416,517	16,218,789
Coverage Ratio	3.79	3.73	3.64	3.68	3.38	3.71

1985 Sales Tax

2 Year Avg. Sales Tax	46,530,218	46,754,124	46,770,828	47,238,536	48,183,307	49,146,973
Maximum Debt Service Current and Projected	31,020,145	31,169,416	31,180,552	31,492,358	32,122,205	32,764,649
Debt Service	11,305,033	11,988,586	11,547,005	13,266,080	12,320,196	12,862,011
Coverage Ratio	4.12	3.90	4.05	3.56	3.91	3.82
Average Coverage Ratio	3.95	3.81	3.85	3.62	3.65	3.76

PROJECTED BOND ISSUES

<i>Projected Sales Tax Growth</i>	-0.24%	0.00%	2.00%	2.00%	2.00%	2.00%
1961 Sales Tax	21,750,000	-	25,000,000	-	25,000,000	-
Debt Service	1,522,500	-	1,750,000	-	1,750,000	-
Estimated Coverage	3.79	3.73	3.64	3.68	3.38	3.71
1985 Sales Tax	21,750,000	-	-	25,000,000	-	25,000,000
Debt Service	1,522,500	-	-	1,750,000	-	1,750,000
Estimated Coverage	4.12	3.90	4.05	3.56	3.91	3.82
Total Bonds	43,500,000	-	25,000,000	25,000,000	25,000,000	25,000,000



10/9/24

	Existing Projects		Projects Approved		Projected				
	Budget	Balance	Existing Work	by Council	Adopted				
	@ 4/30/24	@ 4/30/24	Order Changes	not yet opened	FY 24-25	FY 25-26	FY 26-27	FY 27-28	FY 28-29
Pay As You Go - 1961 Sales Tax Capital Improvements - Fund 461									
Administrative/Reserve for New Debt				N/A	7,885,822	7,888,097	8,051,304	8,222,053	8,398,842
Normal Capital			(17,247)	N/A	10,197,711	3,871,751	8,014,995	9,461,709	8,623,455
Streets:									
1 12TH ST CORRIDOR STREETSCAPE	400,000	99,572	0	N/A	0	0	0	0	0
2 ASPHALT & GRAVEL SUPPLIES	0	0	0	N/A	110,000	110,000	110,000	110,000	110,000
3 BRIDGE RENOVATIONS-CITY	2,621,035	2,148,836	0	N/A	3,150,000	2,500,000	2,500,000	2,500,000	2,500,000
4 BRIDGE REPAIRS-CITY	332,692	18	0	N/A	200,000	100,000	100,000	100,000	100,000
5 CITY GATEWAY PROJECT	750,261	371,565	0	N/A	0	0	0	0	0
6 CITYWIDE TRAFFIC CALMING	426,442	334,304	0	N/A	0	0	0	0	0
7 CONCRETE STREET REPAIRS	2,523,001	898,402	0	N/A	1,500,000	1,500,000	1,500,000	1,500,000	1,500,000
8 CONGRESS ST STREETSCAPE	3,320,000	3,025,355	0	N/A	0	0	0	0	0
9 COURTYARD CIRCLE ALLEY CONSTRUCTION	153,433	15,536	0	N/A	0	0	0	0	0
10 N ST ANTOINE STREET EXTENSION	300,000	299,450	0	N/A	0	0	0	0	0
11 PINHOOK/KALISTE TURN LANES	0	0	0	N/A	0	3,000,000	0	0	0
12 TREE PLANTING & EST	38,596	6,316	0	N/A	0	25,000	25,000	25,000	25,000
13 UNIVERSITY AVENUE INITIATIVE	1,742,013	11,720	0	N/A	0	0	0	0	0
14 UNIVERSITY CORRIDOR	2,000,000	1,998,727	0	N/A	0	0	0	0	0
15 URBAN ASPHALT OVERLAY/RECONS	2,621,951	0	0	N/A	2,025,495	3,300,000	3,300,000	3,300,000	3,300,000
16 URBAN ASPHALT ST PRESERVATION	1,700,000	0	0	N/A	1,000,000	0	0	0	0
17 URBAN ASPHALT STREET PATCHING	2,100,000	831,582	0	N/A	500,000	500,000	500,000	500,000	500,000
Streets Total:	21,029,425	10,041,383	0	0	8,485,495	11,035,000	8,035,000	8,035,000	8,035,000
Drainage Projects:									
18 BECKY LANE CROSSDRAIN RPL	0	0	0	N/A	385,000	0	0	0	0
19 BELL N HEIGHTS DRAINAGE IMP	0	0	0	N/A	800,000	0	0	0	0
20 CONCRETE COULEE RENOVATIONS	863,391	418,816	0	N/A	0	1,000,000	1,000,000	1,000,000	1,000,000
21 COULEE CLEANING - IMPROVED	1,268,000	1,254,500	0	N/A	0	0	0	0	0
22 COULEE INSPECTION - IMPROVED	100,000	75,500	0	N/A	50,000	50,000	50,000	50,000	50,000
23 DRAINAGE IMPROVEMENTS	1,150,000	1,029,680	0	N/A	0	0	0	0	0
24 DRAINAGE IMPRV-CITY	1,250,000	858,779	0	N/A	500,000	1,000,000	1,000,000	1,000,000	1,000,000
24A FREM BOUST/AMB INTERSECT MATCH	0	0	0	N/A	1,000,000	0	0	0	0
24B FREM BOUST/LAKE FARM ROUNDABT	0	0	0	N/A	200,000	0	0	0	0
25 IMPROVED COULEE MAINTENANCE	300,000	99,686	0	N/A	100,000	100,000	100,000	100,000	100,000
26 LOCALIZED FLOOD MITIGATION	4,933,207	164,869	0	N/A	0	0	0	0	0
27 PEMBROKE DRIVE DRAINAGE	498,796	440,808	0	N/A	0	0	0	0	0
28 ROADSIDE EXCAV & FLUSHING-CITY	1,848,000	154,000	0	N/A	0	2,000,000	2,000,000	2,000,000	2,000,000
29 RPR SUBSURFACE/UNDGR DRG LINES	150,000	150,000	0	N/A	158,000	250,000	250,000	250,000	250,000
30 SECONDARY DRAINAGE	1,633,949	650,571	0	N/A	330,000	330,000	330,000	330,000	330,000
31 SPOT DREDGING VERMILION	4,269,741	2,353,385	0	N/A	0	0	0	0	0
Drainage Projects Total:	18,265,085	7,650,594	0	0	3,523,000	4,730,000	4,730,000	4,730,000	4,730,000
Sidewalk Projects:									
32 SIDEWALK & CURB REPAIRS	183,182	95,000	0	N/A	0	0	0	0	0
Sidewalk Projects Total:	183,182	95,000	0	0	0	0	0	0	0
Public Building:									
33 BUILDING RENOVATIONS/REPAIR-PW	64,555	63,992	0	N/A	20,000	20,000	20,000	20,000	20,000
34 CITY HALL IMPR	0	0	0	N/A	700,000	0	0	0	0
35 CITY HALL ROOF REPLACEMENT	350,000	321,500	0	N/A	0	0	0	0	0
36 HEYMANN IMPROVEMENTS	0	0	0	N/A	235,000	0	0	0	0
37 REPLACE/REPAIR A/C-PW	200,000	167,423	0	N/A	0	100,000	100,000	100,000	100,000
38 ROOFING/EXTERIOR REPAIRS-PW	100,000	96,371	0	N/A	150,000	100,000	100,000	100,000	100,000
39 VERMILION GARAGE IMPROV	250,000	250,000	0	N/A	300,000	50,000	50,000	50,000	50,000
Public Building Total:	964,555	899,285	0	0	1,405,000	270,000	270,000	270,000	270,000



10/9/24

	Existing Projects		Prior Year Bond			Projected				
	Budget	Balance	Existing Work Order Changes	Projects Approved		Adopted FY 24-25	FY 25-26	FY 26-27	FY 27-28	FY 28-29
	@ 4/30/24	@ 4/30/24		by Council not yet opened						
Recreation/Parks Projects:										
40 CART PATH IMPROVEMENTS	0	0	0	N/A	30,000	25,000	25,000	25,000	25,000	
41 COMEAUX REC CTR - BLDG REPAIR	0	0	0	N/A	908,000	0	0	0	0	
42 GOLF COURSE & FACILITIES IMPRV	50,000	25,843	0	N/A	0	137,500	137,500	137,500	137,500	
43 HEYMANN PARK IMPROVEMENTS	3,261,376	2,607,379	0	N/A	0	0	0	0	0	
44 PARK IMPROVEMENTS-CITYWIDE	150,000	135,874	0	N/A	100,000	100,000	100,000	100,000	100,000	
45 RECREATION CENTER	23,750	754	0	N/A	340,000	250,000	250,000	250,000	250,000	
46 RPL A/C UNITS-RECREATION CTR	435,000	421,466	0	N/A	0	50,000	50,000	50,000	50,000	
Recreation/Parks Projects Total:	3,920,126	3,191,316	0	0	1,378,000	562,500	562,500	562,500	562,500	
1961 Sales Tax Capital Improvements - Fund 461 Total:	44,362,372	21,877,578	-17,247	0	32,875,028	28,357,348	29,663,799	31,281,262	30,619,797	

Pay As You Go - 1985 Sales Tax Capital Improvements - Fund 485

Administrative/Reserve for New Debt				N/A	10,527,822	10,834,633	11,128,861	11,433,309	11,748,398	
Normal Capital			(94,938)	N/A	12,233,670	6,153,527	6,973,281	8,405,198	7,551,511	
Streets:										
47 ASPHALT & GRAVEL SUPPLIES	330,000	92,768	0	N/A	0	0	0	0	0	
48 BRIDGE RENOVATIONS-CITY	1,308,015	729,649	0	N/A	0	2,500,000	2,500,000	2,500,000	2,500,000	
49 BRIDGE REPAIRS-CITY	200,000	111,518	0	N/A	0	100,000	100,000	100,000	100,000	
50 ECI MLK STREETScape CONSTRUCT	0	0	0	N/A	1,132,000	0	0	0	0	
50A DULLES DR SDWLK/DRAIN IMPROV	0	0	0	N/A	77,777	0	0	0	0	
51 FLEM BOUST/AMB INTERSECT MATCH	0	0	0	N/A	0	0	0	0	0	
52 FLEM BOUST/LAKE FARM ROUNDABT	0	0	0	N/A	0	0	0	0	0	
53 JEFFERSON ST RENEWAL	350,000	6,208	0	N/A	0	0	0	0	0	
54 KALISTE SALOOM RD WIDENING	833,700	172,243	-77,777	N/A	0	0	0	0	0	
55 LIMESTONE/SAND/DIRT/GRAVEL	180,000	105,109	0	N/A	90,000	90,000	90,000	90,000	90,000	
56 PAVEMENT MARKINGS	2,496,501	1,234,477	0	N/A	900,000	1,000,000	1,000,000	1,000,000	1,000,000	
57 PAVEMENT MARKINGS MPO MTC	268,000	267,166	0	N/A	160,000	260,000	260,000	260,000	260,000	
58 PECAN ORCHARD ENGIN DESIGN/MTC	0	0	0	N/A	456,446	0	0	0	0	
59 PRELIMINARY ENGINEERING-PW	340,405	62,547	0	N/A	75,000	150,000	150,000	150,000	150,000	
60 PRELIMINARY ENGINEERING-TRB	500,000	278,394	0	N/A	0	50,000	50,000	50,000	50,000	
61 PROJECT MANAGEMENT SERVICES	475,000	200,000	0	N/A	0	0	0	0	0	
62 TRAFFIC CALMING PROJECT-DIST 5	150,000	106,804	0	N/A	0	0	0	0	0	
63 TREE PLANTING & EST	50,000	50,000	0	N/A	0	25,000	25,000	25,000	25,000	
64 TREE REMOVAL	360,000	131,743	0	N/A	185,000	185,000	185,000	185,000	185,000	
65 UNIVERSITY CORRIDOR	2,500,000	200,000	0	N/A	0	0	0	0	0	
66 URBAN ASPHALT OVERLAY/RECONS	15,187,343	822,644	0	N/A	0	0	0	0	0	
67 URBAN ASPHALT ST PRESERVATION	3,099,770	690,907	0	N/A	0	1,500,000	1,500,000	1,500,000	1,500,000	
68 URBAN ASPHALT STREET PATCHING	600,000	36,759	0	N/A	0	0	0	0	0	
Streets Total:	29,228,733	5,298,935	-77,777	0	3,076,223	5,860,000	5,860,000	5,860,000	5,860,000	
Drainage Projects:										
69 LAKE FARM DETENTION	5,180,259	100,037	0	N/A	0	0	0	0	0	
69A ROADSIDE EXCAV & FLUSHING-CITY	0	0	0	N/A	1,848,000	0	0	0	0	
70 SUBSURFACE/UNDRGRND DR LNS RPR	250,000	250,000	0	N/A	0	0	0	0	0	
Drainage Projects Total:	5,430,259	350,037	0	0	1,848,000	0	0	0	0	
Sidewalk Projects:										
71 DOWNTOWN SIDEWALKS/CURBS/OVERLY	213,750	212,897	0	N/A	0	0	0	0	0	
72 PEDESTRIAN RIVER CROSSING	300,000	26,289	0	N/A	0	0	0	0	0	
73 SIDEWALK & CURB REPAIRS	189,994	55,053	0	N/A	95,000	95,000	95,000	95,000	95,000	
Sidewalk Projects Total:	703,744	294,239	0	0	95,000	95,000	95,000	95,000	95,000	
Public Building:										
74 BUILDING RENOVATIONS/REPAIR-PW	410,093	1,301	0	N/A	0	0	0	0	0	



10/9/24

	Existing Projects		Prior Year Bond			Projected				
	Budget	Balance	Existing Work Order Changes	Projects Approved by Council not yet opened	Adopted FY 24-25					
	@ 4/30/24	@ 4/30/24				FY 25-26	FY 26-27	FY 27-28	FY 28-29	
75 CAJUNDOME	100,000	100,000	0	N/A	100,000	0	0	0	0	
76 CITY HALL ROOF REPL/ARCH FEES	850,000	745,386	0	N/A	0	0	0	0	0	
77 REPLACE/REPAIR A/C-PW	100,000	4,051	0	N/A	0	100,000	100,000	100,000	100,000	
78 ROOFING/EXTERIOR REPAIRS-PW	300,000	89,702	0	N/A	0	100,000	100,000	100,000	100,000	
79 VERMILION GARAGE IMPROV	192,706	189,082	0	N/A	0	50,000	50,000	50,000	50,000	
Public Building Total:	1,952,799	1,129,522	0	0	100,000	250,000	250,000	250,000	250,000	
Recreation/Parks Projects:										
80 CART PATH IMPROVEMENTS	21,550	11,578	0	N/A	0	25,000	25,000	25,000	25,000	
81 GOLF COURSE & FACILITIES IMPRV	394,643	4,198	0	N/A	70,000	137,500	137,500	137,500	137,500	
82 GREENS RESTORATION	10,800	3,253	0	N/A	45,000	20,000	20,000	20,000	20,000	
83 PARK IMPROVEMENTS-CITYWIDE	325,462	2,288	0	N/A	0	50,000	50,000	50,000	50,000	
84 RECREATION CENTER	1,618,310	225,882	0	N/A	0	250,000	250,000	250,000	250,000	
85 SWIMMING FACILITY IMPROV	100,000	45,429	0	N/A	0	50,000	50,000	50,000	50,000	
86 TENNIS FACILITY IMPROVEMENTS	20,000	5,000	0	N/A	0	20,000	20,000	20,000	20,000	
Recreation/Parks Projects Total:	2,490,765	297,627	0	0	115,000	552,500	552,500	552,500	552,500	
1985 Sales Tax Capital Improvements - Fund 485 Total:	39,806,300	7,370,361	-172,715	0	27,995,715	23,745,660	24,859,642	26,596,007	26,057,409	
Pay As You Go Program Total:	84,168,672	29,247,939	-189,962	0	60,870,743	52,103,008	54,523,441	57,877,269	56,677,206	
BOND PROGRAM										
Reserve*	6,187,063	6,187,063	-1,624,063	-4,063,000	0	0	0	0	0	
Streets:										
87 12TH STREET STREETSCAPE	0	0	0	0	1,000,000	0	0	0	0	
88 BERTRAND STREETSCAPE	0	0	0	0	1,000,000	0	0	0	0	
89 BLUEBIRD DR EXT/WIDENING	2,549,498	712,935	0	0	0	2,500,000	0	0	0	
90 BRIDGE RPL*	4,369,362	2,583,254	0	0	0	1,200,000	1,200,000	1,200,000	1,200,000	
91 BRIDGE RPR/RPL/DRAINAGE BOX CULVERTS	1,500,000	1,357,750	0	0	0	1,000,000	1,000,000	1,000,000	1,000,000	
92 CITY GATEWAY PROJECT*	1,500,000	1,500,000	0	0	0	0	0	1,500,000	1,500,000	
93 CONGRESS STREET STREETSCAPE	4,700,000	4,700,000	0	2,000,000	0	0	0	0	0	
94 DOWNTOWN STREET & SIDEWALK, PH III	283,445	529	0	0	0	0	0	0	0	
95 DUHON ROAD WIDENING	1,307,987	1,027,702	0	1,000,000	0	0	0	0	0	
96 DULLES DRIVE WIDENING	10,318,668	0	0	0	0	0	0	0	0	
97 E PONT DES MOUTON	1,546,203	99,135	0	0	0	0	0	0	0	
98 FLEM BOUSTANY EXT*	826,270	315,428	0	0	1,200,000	0	0	0	0	
99 EVANGELINE THRUWAY LOCAL SAFETY INIATIVE	0	0	0	0	1,000,000	0	0	3,000,000	0	
100 JOHNSTON STREET RELIGHTING	250,000	0	0	0	0	0	0	2,000,000	3,000,000	
101 JOHNSTON STREET REVITALIZATION	0	0	0	0	5,000,000	0	0	0	0	
102 LAKE FARM RD EXT-KAL/SETTLERS	86,000	50,111	0	0	0	0	0	0	0	
103 LAKE FARM/VEROT SCHOOL ROAD EXT	267,381	52,245	0	0	0	4,000,000	0	0	0	
104 MPO LA-182/RENAUD ROUNDABT MTC	100,000	12,692	0	0	0	700,000	0	0	0	
105 N ST ANTOINE EXT-PONT DES MTN	2,324,285	1,226,895	0	0	0	0	0	0	10,150,000	
106 N. ST. ANTOINE ST. EXTENSION	9,600,000	9,591,770	0	0	0	0	4,000,000	3,000,000	0	
107 PINHOOK/KALISTE SALOOM TURN LN	250,000	61,843	0	0	0	0	0	0	0	
108 POLLY LANE EXTENTION	561,085	1,932	0	0	0	0	0	0	0	
109 UNIVERSITY CORRIDOR INITIATIVE	4,600,000	2,836,345	0	0	0	0	0	0	0	
Bond Streets Total:	46,940,185	26,130,566	0	3,000,000	9,200,000	9,400,000	6,200,000	11,700,000	16,850,000	
Bond Drainage:										
110 CITY STORM WATER DIVERSION	2,685,879	190	0	0	0	0	0	0	0	
111 CONCRETE COULEE RENOVATIONS*	2,801,006	747,193	0	0	0	0	1,000,000	1,000,000	1,000,000	
112 COULEE BEND IMPROV	174,597	0	0	0	0	0	0	0	0	
113 NOTTINGHAM DRAIN/RAINTREE COULE	697,628	0	0	0	0	0	0	0	0	
114 RIVER OAKS DETENTION	231,301	219,581	0	0	0	0	0	0	0	



10/9/24

	Existing Projects		Prior Year Bond			Projected				
	Budget	Balance	Existing Work Order Changes	Projects Approved by Council not yet opened	Adopted FY 24-25					
	@ 4/30/24	@ 4/30/24				FY 25-26	FY 26-27	FY 27-28	FY 28-29	
115 RIVER OAKS PUMP STATION-NEW STATION	30,171	5,000	0	0	0	0	0	0	0	
116 STORM WATER DIVERSION	4,130,716	181,917	0	0	0	0	0	0	0	
117 WALKER RD DRAINAGE	3,190,495	22,681	0	0	0	2,000,000	2,800,000	0	0	
Bond Drainage Total:	13,941,792	1,176,562	0	0	0	2,000,000	3,800,000	1,000,000	1,000,000	
Bond Sidewalk Projects:										
118 DOWNTOWN SIDEWALKS/CURBS/OVRLY	820,000	626,158	0	0	0	0	0	0	0	
119 DOWNTOWN TRANSIT ACCESS	1,000,000	1,000,000	-500,000	0	0	1,000,000	1,000,000	0	0	
120 ERASTE LANDRY SIDEWALK/189 MTC	350,000	350,000	0	0	0	0	0	0	0	
121 GENERAL SIDEWALK IMPROVEMENTS	850,000	607,819	0	0	0	1,000,000	1,000,000	1,550,000	1,900,000	
122 PECAN/BUICK/PINE/CHESTER SIDEWALKS	450,000	273,422	0	0	0	0	0	0	0	
123 PEDESTRIAN RIVER CROSSING	500,000	500,000	0	0	0	2,500,000	2,000,000	0	0	
124 ST MARY/ST LANDRY ADA SIDEWALK IMPRV	875,000	751,675	0	0	0	1,000,000	0	0	0	
Bond Sidewalk Projects Total:	4,845,000	4,109,074	-500,000	0	0	5,500,000	4,000,000	1,550,000	1,900,000	
Bond Public Building:										
125 ACA MUSIC MUSEUM	945,000	945,000	0	0	0	0	0	0	0	
126 ATHLETIC FACILITIES	2,000,000	1,994,500	0	0	0	1,350,000	1,150,000	0	0	
127 CITY BUILDING UPGRADES	500,000	500,000	0	0	500,000	0	1,000,000	2,500,000	2,000,000	
128 CITY COURT & MARSHAL COMPLEX	9,500,000	9,347,000	-9,347,000	0	0	0	0	0	0	
129 DOWNTOWN SIDEWALK INFRASTRUCTURE IMPRV	1,450,000	1,450,000	0	0	0	0	0	0	0	
130 DOWNTOWN PARKING GARAGE*	500,000	500,000	0	0	0	0	0	0	0	
131 FIRE STATION #2 RENOVATIONS	804,853	30,392	0	0	0	0	0	0	0	
132 FIRE STATION #5*	2,187,012	1,801,442	0	1,063,000	0	3,000,000	5,600,000	5,000,000	0	
133 FIRE STATION #6 REBUILDING	708,135	0	0	0	0	0	0	0	0	
134 HEYMANN PERFORMING ARTS	0	0	0	0	650,000	0	0	0	0	
135 RECREATION CENTER	650,000	96,207	0	0	0	0	0	0	0	
Bond Public Building Total:	19,245,000	16,664,541	-9,347,000	1,063,000	1,150,000	4,350,000	7,750,000	7,500,000	2,000,000	
Bond Recreation/Parks Projects:										
136 BIKING/WALKING TRAIL	5,340,000	4,240,854	0	0	0	3,500,000	3,000,000	3,000,000	3,000,000	
137 BROWN PARK	13,934,957	0	0	0	0	0	0	0	0	
138 GIRARD PARK IMPROVEMENTS	300,000	5,645	0	0	0	0	0	0	0	
139 HEYMANN PARK	0	0	0	0	500,000	0	0	0	0	
140 MLK POOL ENCLOSURE	800,000	760,000	0	0	75,000	0	0	0	0	
141 MOORE PARK COMPLEX	14,701,551	2,145,233	0	0	0	0	0	0	0	
142 OJ MOUTON POOL	0	0	0	0	500,000	0	0	0	0	
143 PARK IMPROVEMENTS-CITYWIDE	664,767	340,818	0	0	46,063	250,000	250,000	250,000	250,000	
144 TENNIS FACILITY IMPROVEMENTS	203,958	53,197	0	0	0	0	0	0	0	
Bond Recreation/Parks Projects Total:	35,945,234	7,545,747	0	0	1,121,063	3,750,000	3,250,000	3,250,000	3,250,000	
Bond Projects Total:	127,104,274	61,813,553	-11,471,063	0	11,471,063	25,000,000	25,000,000	25,000,000	25,000,000	
TOTAL BOND AND PAYG PROGRAMS:	211,272,946	91,061,493	-11,661,025	0	72,341,806	77,103,008	79,523,441	82,877,269	81,677,206	

*Note: Budget & balance as of 07-05-2024



FIVE-YEAR CAPITAL IMPROVEMENT PROGRAM (UTILITIES)

Lafayette Utilities System's (LUS) Capital Improvement Project (CIP) program is reevaluated annually to include updated projections on capital projects for the electric, water, and wastewater systems. During the annual evaluation process, project managers discuss project costs, timelines, resources required, potential obstacles, and other collaborations that may need to occur to successfully complete the project. Additionally, the LUS Consulting Engineer of Record, in accordance with the Utilities System General Bond Ordinance, provides a comprehensive annual report that addresses the conditions and operations of the systems and overall financial and operational performance. Highlights include:

Electric System: LUS's electric system is highly reliable when compared with national and regional averages for electric utilities. The electric CIP listing includes demolition of the existing Bonin site and construction of a new generating facility (Bonin 4), improvements to the combustion turbine plants, placement and renewal of distribution feeders, extension of infrastructure to serve system expansions, new transformers, new substations, expansion of existing substations, new transmission lines, software/systems upgrades, and plant rehabilitations and has an estimated appropriation total of \$248.5 million over the next five years.

The **Northeast/Peck Substation and Transmission Lines** projects are to construct a new substation, transmission lines necessary for interconnection to the 69kV transmission grid, and distribution lines for service in the northeast portion of the service territory. These projects will complete the goal of managing existing load, planning for the future load growth in the area with increased reliability, and planning for redundancy. These projects have an estimated appropriation of \$10.5 million over five years.

The **Transmission Pole Replacement** project is to construct new 230kV structures to extend life and ensure system reliability of the Bulk Electric System (BES). This project has an estimated cost \$4.8 million over five years.

Water System: LUS's water system provides safe, high-quality drinking water and fire protection to the city of Lafayette and serves retail and wholesale customers. The water CIP listing includes building improvements, rehabilitation of treatment units, main replacements, upgrades, and service extensions and has an estimated appropriation total of \$86.4 million over the next five years.

The **Galvanized Main Replacement** project will replace antiquated water lines with updated water line infrastructure and will decrease water loss due to leaks, minimize pressure issues, and enhance water quality, reliability, and accessibility for residents and businesses in the community. This project has an estimated appropriation total of \$38.9M over the next five years which will be partially funded with federal grants.

The **Water Well Installation** projects at Commission Blvd Water Plant, Gloria Switch Water Plant, and the Jim Love Water Plant will increase production capacity to serve an increasing customer base in the City and Parish.

The **Water Storage Tank Installation and Improvements** projects will provide extra storage capacity to meet high demands during peak hourly usage times and severe weather events such as droughts, freezes, and hurricanes. These projects have an estimated appropriation total of \$9.3M over the next five years.

Wastewater System: LUS's wastewater system is updating its wastewater master plan to identify collection system capacity improvement projects, wastewater treatment system capacity improvements, and regulatory compliance projects for a 20-year period. The wastewater CIP listing includes expansion of treatment plants, digester rehabilitations, lift station upgrades, gravity sewer upgrades, collection system improvements, odor control, and sludge handling and has an estimated appropriation total of \$105.5 million over the next five years.

The **South Plant Flow Handling** project will add process units to handle and treat additional wastewater due to system growth and reconfiguration of the wastewater system. This is the next of several phases related to the South Wastewater Treatment Plant expansion. This project has an estimated cost of \$32.2 million over the next five years.

The **Collection System Improvements** project includes manhole rehabilitation, point repairs, main line and service line replacements, and other repairs associated with the Capacity, Management, Operation, and Maintenance (CMOM) program. This project has an estimated cost of \$12.5 million over the next five years.



**Lafayette Utilities System
2024-25 Adopted Budget
Five-Year Capital Improvement Program (Utilities System)
Combined Summary - Retained Earnings and Bond Capital**

	Adopted	Projected				10/9/24
	FY 24-25	FY 25-26	FY 26-27	FY 27-28	FY 28-29	TOTAL
REVENUES:						
Retained Earnings Capital fr Oper.	16,874,165	24,772,580	30,255,392	36,857,510	36,857,510	145,617,157
Prior Year Retained Earnings Reserve	17,746,145	9,887,810	15,457,890	26,585,782	33,665,792	103,343,419
Other Funding Sources	11,612,500	11,862,500	39,112,500	7,862,500	7,862,500	78,312,500
Bond Proceeds - Bonin	0	194,900,000	0	0	0	194,900,000
Bond Proceeds - Utilities Revenue	0	25,000,000	25,000,000	0	0	50,000,000
Reimbursable - Bonin	11,450,000	0	0	0	0	11,450,000
TOTAL REVENUES	57,682,810	266,422,890	109,825,782	71,305,792	78,385,802	583,623,076
APPROPRIATIONS:						
Electric Division:						
Acquisitions	0	200,000	0	0	0	200,000
Production	2,015,000	195,305,000	155,000	155,000	155,000	197,785,000
Distribution	2,960,000	1,710,000	1,810,000	1,760,000	1,410,000	9,650,000
Substations	425,000	4,975,000	7,025,000	1,275,000	235,000	13,935,000
Transmission	4,210,000	6,610,000	10,000	10,000	10,000	10,850,000
General Plant	6,325,000	5,375,000	4,100,000	300,000	250,000	16,350,000
Total Electric	15,935,000	214,175,000	13,100,000	3,500,000	2,060,000	248,770,000
Water Division:						
Production	6,580,000	8,380,000	5,080,000	2,230,000	4,230,000	26,500,000
Distribution	13,470,000	15,220,000	11,820,000	10,670,000	8,670,000	59,850,000
Total Water	20,050,000	23,600,000	16,900,000	12,900,000	12,900,000	86,350,000
Wastewater Division:						
Treatment	3,110,000	5,710,000	35,110,000	13,360,000	660,000	57,950,000
Collection	8,700,000	7,480,000	18,130,000	7,880,000	5,380,000	47,570,000
Total Wastewater	11,810,000	13,190,000	53,240,000	21,240,000	6,040,000	105,520,000
TOTAL APPROPRIATIONS	47,795,000	250,965,000	83,240,000	37,640,000	21,000,000	440,640,000
BALANCE AVAILABLE	9,887,810	15,457,890	26,585,782	33,665,792	57,385,802	142,983,076
TOTAL APPROPRIATIONS/RESERVES	57,682,810	266,422,890	109,825,782	71,305,792	78,385,802	583,623,076

**Lafayette Utilities System
Five-Year Capital Improvement Program (Utilities System) Summary
Estimated Operation & Maintenance Expenses**

	Adopted	Projected				TOTAL
	FY 24-25	FY 25-26	FY 26-27	FY 27-28	FY 28-29	
Electric Division	478,050	6,425,250	393,000	105,000	61,800	7,463,100
Water Division	401,000	472,000	338,000	258,000	258,000	1,727,000
Wastewater Division	295,250	329,750	1,331,000	531,000	151,000	2,638,000
Total	1,174,300	7,227,000	2,062,000	894,000	470,800	11,828,100



Lafayette Utilities System
2024-25 Adopted Budget
Five-Year Capital Improvement Program (Utilities System)
Schedule of Appropriations

Title	Existing Projects		Existing Work Order Changes	Adopted FY 24-25	Projected			
	Total @ 4/30/24	Balance @ 4/30/24			FY 25-26	FY 26-27	FY 27-28	FY 28-29
ELECTRIC SYSTEM								
Electric Acquisitions:								
1 Electric Customer Acquisitions	100,000	100,000	0	0	200,000	0	0	0
2 Slemco Acquisitions	3,272,021	167	0	0	0	0	0	0
Subtotal Electric Acquisitions	3,372,021	100,167	0	0	200,000	0	0	0
Electric Production:								
3 Bonin 4	150,000	90,164	0	0	194,900,000	0	0	0
4 Bonin Generation Interconnect Study	5,900,000	4,595,836	0	0	0	0	0	0
5 Bonin Modifications	100,000	45,503	0	60,000	0	0	0	0
6 CEMS and Emissions Control Phase II	300,000	165,765	0	0	0	0	0	0
7 CEMS System Upgrade	0	0	0	100,000	0	0	0	0
8 Combustion Turbine Plant Imp Ph IV	0	0	0	1,100,000	100,000	0	0	0
9 Combustion Turbine Plant Imprv Ph II	2,650,000	56,932	0	0	0	0	0	0
10 Combustion Turbine Plant Imprv Ph III	647,456	219,133	0	100,000	100,000	50,000	50,000	50,000
11 CTG Chiller Building Rehab	200,000	41,018	0	0	0	0	0	0
12 CTG Chiller Motor Rebuild	550,000	130,572	0	50,000	25,000	25,000	25,000	25,000
13 CTG Inlet Air Chiller Coil Replacement	565,168	8	0	0	0	0	0	0
14 CTG Instrument Air Compressors	600,000	70	0	0	0	0	0	0
15 CTG Plant Automation Imprv	1,813,948	734,559	0	300,000	100,000	0	0	0
16 CTG Remote Racking Breakers	100,000	98,647	0	100,000	0	0	0	0
17 Expansion Joint Replacement Phase II	100,000	100,000	0	0	0	0	0	0
18 Fuel Supply Improvements PH II	725,000	222,304	0	150,000	0	0	0	0
19 Fuel Supply Improvements PH III	1,225,000	618,710	0	0	25,000	25,000	25,000	25,000
20 Hargis Building Improvements	50,000	50,000	0	0	0	0	0	0
21 Inlet Air Filter Imp Ph II	0	0	0	0	0	0	0	0
22 Inlet Air Filter Improvement	80,000	1	0	0	0	0	0	0
23 Labbe Building Improvements	375,000	216,437	0	0	0	0	0	0
24 Plant Site and Security Impr Phase II	0	0	0	50,000	50,000	50,000	50,000	50,000
25 Unidentified Production Projects	0	0	0	5,000	5,000	5,000	5,000	5,000
Subtotal Electric Production	16,131,572	7,385,659	0	2,015,000	195,305,000	155,000	155,000	155,000
Electric Distribution:								
26 600 Amp Loop - Airport	230,000	1,032	0	0	0	0	0	0
27 Aged Primary Cable Replacement	600,000	45,652	0	200,000	200,000	200,000	200,000	200,000
28 Automation of Distribution Circuits	50,000	50,000	0	150,000	150,000	100,000	100,000	100,000
29 Cooper Feeder Reconductor - Orange St	0	0	0	450,000	0	0	0	0
30 Copper Feeder Reconductor - Myrtle St	0	0	0	350,000	0	0	0	0
31 Distribution Automation	525,000	59,012	0	0	0	0	0	0
32 Distribution Line Extensions	1,350,000	156,032	0	0	0	0	0	0
33 Distribution Line Extensions	0	0	0	200,000	200,000	200,000	200,000	200,000
34 Elec Line Ext. South Water Plant	280,000	280,000	0	0	0	0	0	0
35 Electric Line Ext. - Feeder 3553	600,000	84,073	0	0	0	0	0	0
36 Electric Line Extension - Lajaunie Rd.	635,000	198,791	0	0	0	0	0	0
37 Electric Line Extension 8551	300,000	82,406	0	0	0	0	0	0
38 Electric System Expansions	1,050,000	452,783	0	0	0	400,000	350,000	0
39 Fault Detectors - UG Distribution, System Wide	385,000	279,024	0	0	0	0	0	0
40 Feeder 7051 Extension	600,000	13,293	0	0	0	0	0	0
41 Feeder Automation-Cajundome	350,000	350,000	0	0	0	0	0	0
42 Feeder Restoration Project	0	0	0	750,000	750,000	500,000	500,000	500,000
43 Feeder Tie 3553 to 5055 Ph. I	876,637	1,478	0	0	0	0	0	0
44 Green Rd Feeder 8557/5554	320,000	308,934	0	0	0	0	0	0
45 Grounds Installation	200,000	63,369	0	0	0	0	0	0
46 Install Transformer Sewer Subst	100,000	19,986	0	0	0	0	0	0
47 New La Neuville Feeder 7050	796,569	260	0	0	0	0	0	0
48 New PDM Feeder 3555	1,200,000	613,375	0	0	0	0	0	0
49 Northeast Substation Feeders	850,000	710,393	0	0	0	0	0	0
50 Reconductor 2555/8560	350,000	6,223	0	0	0	0	0	0
51 Reconductor Feeder 3050	0	0	0	450,000	0	0	0	0
52 Rehab Copper OH line	400,000	12,777	0	200,000	200,000	200,000	200,000	200,000
53 Replace Direct Bury Cable	430,000	149,256	0	200,000	200,000	200,000	200,000	200,000
54 Transmission Pole Replacement-Hugh Wallis/Kalist	350,000	350,000	0	0	0	0	0	0
55 Unidentified Distribution Imprv	0	0	0	10,000	10,000	10,000	10,000	10,000
Subtotal Electric Distribution	12,828,206	4,288,147	0	2,960,000	1,710,000	1,810,000	1,760,000	1,410,000
Electric Substation:								
56 138kV Breaker Replacements	450,000	301,609	0	0	0	0	0	0
57 15kV Breaker Replacements	500,000	58,299	0	0	0	0	0	0
58 230kV Breaker Replacements	1,250,000	488,744	0	0	0	0	0	0
59 69kV Breaker Replacements	225,000	416	0	0	0	0	0	0
60 Doc Bonin Switchyard Expansion	11,500,000	345,083	0	0	0	0	0	0
61 Guilbeau Substation Reconfiguration	0	0	0	0	250,000	4,500,000	0	0



Lafayette Utilities System
2024-25 Adopted Budget
Five-Year Capital Improvement Program (Utilities System)
Schedule of Appropriations

Title	Existing Projects		Existing Work Order Changes	Adopted FY 24-25	Projected			
	Total @ 4/30/24	Balance @ 4/30/24			FY 25-26	FY 26-27	FY 27-28	FY 28-29
62 Luke Street Substation Building	0	0	0	0	0	0	0	0
63 Luke Street Substation Building	246,905	0	0	0	0	0	0	0
64 Mobile Substation	0	0	0	0	0	0	0	0
65 Northeast Substation	6,250,000	1,064,077	0	0	0	0	0	0
66 Peck Substation Imprv	1,336,194	321,041	0	150,000	4,350,000	0	0	0
67 Perard Substation Reconfiguration	0	0	0	0	100,000	250,000	1,000,000	0
68 Pont Des Mouton Autotransformer	4,750,000	4,110,936	0	0	0	0	0	0
69 Protective Relay Replacements	425,000	141,793	0	175,000	175,000	175,000	175,000	175,000
70 Replace 69kV Breakers Doc Bonin/Elks	630,000	409,906	0	0	0	0	0	0
71 Replacement of Substations RTU's	175,000	62,114	0	40,000	40,000	40,000	40,000	0
72 Substation Maint/Storage Facility	950,000	1	0	0	0	0	0	0
73 Substation Transformer Mods	100,000	38,781	0	0	0	0	0	0
74 Substation Transformer Mods	0	0	0	50,000	50,000	50,000	50,000	50,000
75 Substation Transformer Replacement	0	0	0	0	0	2,000,000	0	0
76 Substation Transformer Replacements	3,790,520	2,000,024	0	0	0	0	0	0
77 Unidentified Substation Imprv	0	0	0	10,000	10,000	10,000	10,000	10,000
Subtotal Electric Substation	32,578,619	9,342,823	0	425,000	4,975,000	7,025,000	1,275,000	235,000
Electric Transmission:								
78 Mall-Flanders 230kV Pole Replacement	1,488,738	7,754	0	0	0	0	0	0
79 Peck /NE Sub Trans Line	3,430,638	194,594	0	1,000,000	4,500,000	0	0	0
80 Pont Des Mouton / NE Sub Trans Line	9,700,000	7,881,762	0	500,000	0	0	0	0
81 Rehabilitate Steel Transmission Structures	1,100,000	66,816	0	0	0	0	0	0
82 Replace Wooden Transmission Structures	125,000	51,510	0	2,700,000	2,100,000	0	0	0
83 Unidentified Transmission Imprv	0	0	0	10,000	10,000	10,000	10,000	10,000
Subtotal Electric Transmission	15,844,376	8,202,437	0	4,210,000	6,610,000	10,000	10,000	10,000
Electric General Plant:								
84 Admin Building Rehab	0	0	0	200,000	0	0	0	0
85 Call Center/CIS Enhancements	1,875,000	121,065	0	150,000	0	0	0	0
86 Customer Engagement	520,354	0	0	50,000	0	0	0	0
87 Customer Service Property	5,500,000	3,948,449	0	0	0	0	0	0
88 Digital Self Service	150,000	13,000	0	0	0	0	0	0
89 ECS Hardare/software Upgrade	0	0	0	500,000	500,000	500,000	0	0
90 Environmental Lab Building	50,000	50,000	0	0	2,500,000	2,500,000	0	0
91 EV Chargers	150,000	57,698	0	0	0	0	0	0
92 Expansion of SCADA rm - Dispatch Operations	75,000	67,879	0	1,300,000	0	0	0	0
93 Facilities Imprv	1,680,000	84,760	0	0	0	0	0	0
94 Facilities Modifications	400,000	393,867	0	50,000	50,000	50,000	50,000	50,000
95 Facilities Parking Lot Improvements	150,000	26,455	0	0	0	0	0	0
96 LUS Building Rehab	50,000	50,000	0	250,000	0	0	0	0
97 LUS HVAC Replacement	1,400,000	605,695	0	750,000	750,000	0	0	0
98 LUS LED Lighting Improvements	175,000	131,724	0	50,000	50,000	0	0	0
99 Mobile for OMS	300,000	122,183	0	0	0	0	0	0
100 Mobile Work Force System	350,000	62,789	0	0	0	0	0	0
101 NERC CIP Vers.5 Equip.	320,000	31,476	0	50,000	50,000	50,000	50,000	0
102 Network Cabling Improvements	51,000	4,520	0	0	0	0	0	0
103 New Backup Control Center	0	0	0	75,000	125,000	800,000	0	0
104 New DMS System	100,000	20,000	0	1,500,000	1,000,000	0	0	0
105 New UPS for SCADA and Dispatch	97,149	4,035	0	0	0	0	0	0
106 OMS Replacement	1,550,000	140,504	0	0	0	0	0	0
107 Private Security Light Upgrade	453,890	105,473	0	50,000	50,000	50,000	50,000	50,000
108 Property for Future Utility Expansion	550,000	550,000	0	400,000	100,000	100,000	100,000	100,000
109 Property for Future Utility Plant Expansion	0	0	0	50,000	50,000	50,000	50,000	50,000
110 Property Future Utility Plant Expansion	50,000	9,130	0	0	0	0	0	0
111 Rehab Old Animal Shelter	0	0	0	0	0	0	0	0
112 Scada Control Rm. Imprv	250,000	2,636	0	0	0	0	0	0
113 SCADA Software Upgrade	1,400,000	214,137	0	0	0	0	0	0
114 Server Farm & SAN Improvements	974,306	26,510	0	650,000	0	0	0	0
115 Smart Grid App. Upgrades, Analytics, Integrations	488,000	37,885	0	0	0	0	0	0
116 Storeroom conversion for Warehouse	25,000	25,000	0	25,000	0	0	0	0
117 Street Light Upgrades	9,700,000	813,509	0	0	0	0	0	0
118 Transformer shop improvements	150,000	150,000	0	75,000	0	0	0	0
119 Unidentified General Plant Additions	0	0	0	0	0	0	0	0
120 Warehouse Improvements	0	0	0	150,000	150,000	0	0	0
Subtotal Electric General Plant	28,984,699	7,870,378	0	6,325,000	5,375,000	4,100,000	300,000	250,000
TOTAL ELECTRIC SYSTEM	109,739,494	37,189,611	0	15,935,000	214,175,000	13,100,000	3,500,000	2,060,000
WATER SYSTEM								
Water Production:								
121 Additional Ground Storage Tank NWTP	0	0	0	400,000	4,500,000	0	0	0



**Lafayette Utilities System
2024-25 Adopted Budget
Five-Year Capital Improvement Program (Utilities System)
Schedule of Appropriations**

Title	Existing Projects		Existing Work Order Changes	Adopted FY 24-25	Projected			
	Total @ 4/30/24	Balance @ 4/30/24			FY 25-26	FY 26-27	FY 27-28	FY 28-29
122 Emergency Backup Power	17,138	1	0	0	0	0	0	0
123 Gloria Switch Chemical Bldg Replacement	2,134,769	84,287	0	0	0	0	0	0
124 Gloria Switch Ground Storage Tank Painting	0	0	0	0	0	300,000	0	0
125 Gloria Switch Pipe Gallery Upgrade	0	0	0	200,000	2,800,000	0	0	0
126 Ground Storage Tank Painting	0	0	0	0	0	350,000	0	0
127 Install Water Well at Gloria Switch Plant	0	0	0	0	0	200,000	2,000,000	0
128 Install Water Well at SWTP	0	0	0	0	200,000	2,000,000	0	0
129 Install Well at Commission Blvd Water Plant	0	0	0	2,200,000	0	0	0	0
130 Media Changeout at SWTP	743,280	70	0	0	0	0	0	0
131 NWTP Building Imprv	151,426	63,987	0	0	0	0	0	0
132 NWTP Chemical/Maintenance Building Imp	0	0	0	2,000,000	0	0	0	0
133 NWTP Chlorine Relocation	665,607	4,878	0	0	0	0	0	0
134 NWTP Emergency Backup Power	0	0	0	0	0	0	0	4,000,000
135 NWTP Enclose/AC Pipe Gallery	0	0	0	0	0	2,000,000	0	0
136 NWTP Ground Storage Tank No. 4 Demolition	0	0	0	250,000	0	0	0	0
137 NWTP Pipe Gallery Impr (7-10)	1,105,447	150,000	0	0	0	0	0	0
138 NWTP Settling Tanks Painting	0	0	0	0	250,000	0	0	0
139 NWTP Treatment Unit Rehabilitation Phase II	0	0	0	300,000	0	0	0	0
140 NWTP Unit 5 Gear Replacement	0	0	0	300,000	0	0	0	0
141 Pipe Pigging at NWTP	50,000	49,969	0	50,000	0	0	0	0
142 Redundant Ground Storage Tank SWTP	5,638,258	772,131	0	0	0	0	0	0
143 Rehab of Treatment Units NWTP	368,300	367,967	0	0	0	0	0	0
144 SCADA Monitoring Locations	140,000	36,920	0	20,000	20,000	20,000	20,000	20,000
145 SWTP Building Rehab	150,000	1	0	0	0	0	0	0
146 SWTP Lagoon Cleaning	100,000	100,000	0	0	0	0	0	0
147 SWTP Settling Tanks Painting	0	0	0	0	250,000	0	0	0
148 SWTP Sewer Lift Station	0	0	0	0	0	0	0	0
149 SWTP Silos Rehab	0	0	0	500,000	0	0	0	0
150 Treatment Plants Mods & Upgrades	1,293,588	270,993	0	200,000	200,000	200,000	200,000	200,000
151 Unidentified Production Projects	0	0	0	10,000	10,000	10,000	10,000	10,000
152 Water Plant Property	800,000	4,302	0	0	0	0	0	0
153 Water System Master Plan	250,000	249,946	0	150,000	150,000	0	0	0
154 Water Wells 6 and 7 Electrical Rehab	348,466	313,235	0	0	0	0	0	0
Subtotal Water Production	13,956,279	2,468,686	0	6,580,000	8,380,000	5,080,000	2,230,000	4,230,000
Water Distribution:								
155 12" Water Main-Amb. Caff(Galbert/Bertrand)	100,000	99,943	0	0	250,000	0	0	0
156 Acorn to Butcher Switch 12. in Water Main Extensi	0	0	0	0	300,000	0	0	0
157 Dieu Donne/Amant/Lolly Main Upgrade	370,000	15,301	0	0	0	0	0	0
158 Distribution Valve Replacement/Upgrades	0	0	0	100,000	250,000	250,000	0	0
159 E Peck Main Relocation	176,000	175,975	0	100,000	0	0	0	0
160 Fabacher Ground Storage Tank Painting	0	0	0	0	0	0	0	0
161 Fire Hydrant Pressure Monitors	1,000,000	999,749	0	0	0	400,000	0	0
162 Galvanized Main Replacement	0	0	0	6,900,000	8,000,000	8,000,000	8,000,000	8,000,000
163 General Gardner/N Washington Water Main Repla	0	0	0	1,100,000	0	0	0	0
164 La Ave-Butcher Switch to Gloria Switch	160,000	0	0	0	0	0	0	0
165 La. Ave.(Maryview to Gloria Switch)	300,000	167,815	0	0	0	0	0	0
166 Main Replacement/Upgrades	3,520,000	617,082	0	250,000	500,000	500,000	500,000	500,000
167 Maryview to Acorn 12. in Water Main Extension (L	0	0	0	0	300,000	0	0	0
168 Mudd Water Main Replacement	99,000	0	0	0	0	0	0	0
169 N. Water Plant to Evangeline Thruway	0	0	0	0	100,000	500,000	0	0
170 NWTP Valve Installation	425,000	282,659	0	200,000	200,000	0	0	0
171 Sabatier Main Extension	477,427	79,525	0	0	0	0	0	0
172 Tenth/Laurel Main Upgrade	525,652	212,951	0	0	0	0	0	0
173 Transmission Main Installation (NWTP)	0	0	0	200,000	2,000,000	2,000,000	2,000,000	0
174 Unidentified Distribution Projects	0	0	0	10,000	10,000	10,000	10,000	10,000
175 Vincent Road Ground Storage Tank	150,057	150,000	0	300,000	3,000,000	0	0	0
176 Water Distr System Betterments	1,160,000	111,590	0	50,000	50,000	50,000	50,000	50,000
177 Water Distribution Building	0	0	0	0	0	0	0	0
178 Water Distribution Building Phase 3	0	0	0	250,000	250,000	100,000	100,000	100,000
179 Water Easements	0	0	0	10,000	10,000	10,000	10,000	10,000
180 Water Meter Modules	6,000,000	379,688	0	4,000,000	0	0	0	0
181 Water Module Rehab/Rpl	1,012,000	81,862	0	0	0	0	0	0
182 Wholesale Improvements	100,000	99,895	0	0	0	0	0	0
Subtotal Water Distribution	15,575,136	3,474,035	0	13,470,000	15,220,000	11,820,000	10,670,000	8,670,000
TOTAL WATER SYSTEM	29,531,415	5,942,721	0	20,050,000	23,600,000	16,900,000	12,900,000	12,900,000
WASTEWATER SYSTEM								
Wastewater Treatment:								
183 ACTP Digester Rehab	0	0	0	25,000	25,000	250,000	3,500,000	0
184 Ambassador Caffery WWT Headworks Rehab	522,588	9,732	0	0	0	0	0	0



**Lafayette Utilities System
2024-25 Adopted Budget
Five-Year Capital Improvement Program (Utilities System)
Schedule of Appropriations**

Title	Existing Projects		Existing Work Order Changes	Adopted FY 24-25	Projected			
	Total	Balance			FY 25-26	FY 26-27	FY 27-28	FY 28-29
	@ 4/30/24	@ 4/30/24						
185 Clarifier and Headwork Piping Rehab NETP	1,394,010	29,035	0	0	0	0	0	0
186 Digester Rehab ESTP	4,581,895	2,086,373	0	0	700,000	0	0	0
187 Digester Rehab SSTP	399,397	286,956	0	0	0	0	0	0
188 Digester Tank ACTP	115,000	75,169	0	0	0	0	0	0
189 East Plant Annex Building	0	0	0	200,000	0	0	0	0
190 ESTP Grit Rehab	0	0	0	400,000	0	0	0	0
191 ESTP Pump Station Rehab	500,000	324,375	0	500,000	0	0	0	0
192 ESTP Sludge Dryer	0	0	0	0	0	300,000	6,000,000	0
193 NETP Discharge Route	0	0	0	0	200,000	200,000	3,000,000	0
194 NETP Lime Silo Painting	0	0	0	0	300,000	0	0	0
195 NETP Retention Pond Cleaning	0	0	0	0	800,000	0	0	0
196 Permanent Flow Meters	10,000	9,972	0	0	0	0	0	0
197 Plant Expansion NETP	300,000	234,658	0	25,000	325,000	4,000,000	0	0
198 Replace Rotating Screens ACTP	120,000	3,415	0	300,000	0	0	0	0
199 Replace Rotating Screens ESTP	0	0	0	0	0	0	0	300,000
200 Replace Rotating Screens SSTP	130,000	1,300	0	0	0	0	0	0
201 Sewer System Master Plan	700,000	321,864	0	100,000	0	0	0	0
202 Sludge Holding Tank NETP	742,935	15,424	0	0	0	0	0	0
203 South Plant Flow Handling - Phase II	10,583,000	9,962,227	0	200,000	2,000,000	30,000,000	0	0
204 SSTP Conference Room Roof	330,360	304,628	0	0	0	0	0	0
205 SWWTP Odor Control	0	0	0	0	0	0	500,000	0
206 SWWTP Sludge Handling & Treatment	315,000	0	0	0	0	0	0	0
207 Treatment Plant PLC Replacements	1,000,000	724,548	0	1,000,000	1,000,000	0	0	0
208 Treatment Plants Modifications & Upgrades	2,600,000	139,029	0	300,000	300,000	300,000	300,000	300,000
209 Unidentified Treatment Imprv	0	0	0	10,000	10,000	10,000	10,000	10,000
210 Wastewater Future Property Purchase	1,566,900	40,448	0	50,000	50,000	50,000	50,000	50,000
Subtotal Wastewater Treatment	25,911,085	14,569,152	0	3,110,000	5,710,000	35,110,000	13,360,000	660,000
Wastewater Collection:								
211 Acacia Lift Station Repairs	125,000	58,412	0	0	0	0	0	0
212 Acadiana Park Lift Station Upgrade	1,065,000	9,822	0	0	0	0	0	0
213 Alice Drive Lift Station Replacement	100,000	99,400	0	900,000	0	0	0	0
214 Beaver Park Lift Station Rehab	2,138,223	2,000,000	0	0	0	0	0	0
215 Brown Park Lift Station Upgrade	225,000	2,616	0	0	0	0	0	0
216 Collection Building	900,000	136,172	0	0	0	0	0	0
217 Collection System Equip	157,819	15,196	0	0	0	0	0	0
218 Collection System I/I Elimination Program	110,000	32,830	0	15,000	15,000	15,000	15,000	15,000
219 Collection System Imprv (Annual)	9,907,454	1,131,867	0	2,500,000	2,500,000	2,500,000	2,500,000	2,500,000
220 Consolidated Sewerage Dist. - Project XIV	237,751	5,768	0	0	0	0	0	0
221 Donlon Gravity Sewer Upsize	0	0	0	0	0	300,000	0	0
222 Elan Lift Station and Force Main	1,896,123	24,129	0	0	0	0	0	0
223 Farrel Road Lift Station Generator	0	0	0	50,000	500,000	0	0	0
224 Greenbriar Force Main Repair/Reroute	0	0	0	350,000	0	0	0	0
225 Greenbriar Lift Station Generator	0	0	0	0	0	50,000	500,000	0
226 Heyman Park Lift Station Generator	0	0	0	0	50,000	500,000	0	0
227 James Street Lift Station Mod/Upgr	0	0	0	10,000	100,000	600,000	0	0
228 Kaliste Saloom Widening Relocation/Upsize	439,913	3,256	0	0	0	0	0	0
229 Lift Station Backup Power	1,235,038	628,658	0	0	0	0	0	0
230 Lift Station Control Panels	60,000	3,376	0	120,000	150,000	150,000	200,000	200,000
231 Lift Station Equipment	874,991	5,814	0	0	0	0	0	0
232 Lift Station Mechanics Building	0	0	0	0	100,000	2,000,000	0	0
233 Lift Station Modifications & Improvements	4,252,534	383,852	0	1,750,000	1,750,000	1,750,000	1,750,000	1,750,000
234 Lift Station Odor Control	60,000	32,005	0	0	0	0	0	0
235 Lift Station Telemetry	400,000	9,527	0	400,000	400,000	400,000	400,000	400,000
236 Lift Stations Upgrades	500,000	8,736	0	0	0	0	0	0
237 Locksley Lift Station Upgrade	0	0	0	0	50,000	350,000	0	0
238 NE Interceptor Imprv	258,418	119,601	0	0	0	0	0	0
239 Ole Colony Lift Station Rehab	0	0	0	40,000	100,000	600,000	0	0
240 Omega Lift Station Upgrade	50,000	50,000	0	350,000	0	0	0	0
241 Peck Force Main Reroute	150,000	8,160	0	0	0	0	0	0
242 Regency Lift Station Rehab/Upgrade	0	0	0	50,000	100,000	700,000	0	0
243 Republic Lift Station	1,692,955	0	0	0	0	0	0	0
244 Reroute Forcemain Pont Des Mouton	614,701	134,424	0	0	0	0	0	0
245 Robley Lift Station Rehab	0	0	0	50,000	650,000	0	0	0
246 S. Bernard Rd Sewer Relocation	13,337	0	0	0	0	0	0	0
247 S. College Lift Station Replacement	50,000	43,539	0	0	0	0	0	0
248 S. Meyers Force Main Reroute	171,683	171,234	0	0	0	0	0	0
249 Sewer Collection System Betterments	6,018,379	1,221,775	0	1,000,000	500,000	500,000	500,000	500,000
250 Sewer Easements	150,000	134,767	0	5,000	5,000	5,000	5,000	5,000
251 Smith Street Gravity Main Relocate	0	0	0	0	0	0	0	0
252 South Gravity Sewer Upgrades	13,887,923	12,675,618	0	0	300,000	3,500,000	0	0
253 Thomas Park Lift Station Upgrade	100,000	99,727	0	1,000,000	0	0	0	0



Lafayette Utilities System
2024-25 Adopted Budget
Five-Year Capital Improvement Program (Utilities System)
Schedule of Appropriations

Title	Existing Projects			Adopted FY 24-25	Projected			
	Total @ 4/30/24	Balance @ 4/30/24	Existing Work Order Changes		FY 25-26	FY 26-27	FY 27-28	FY 28-29
254 Unidentified Collection Projects	0	0	0	10,000	10,000	10,000	10,000	10,000
255 University Gravity Sewer Upsize	0	0	0	100,000	200,000	4,000,000	0	0
256 Verot Lift Station Rehab/Upgrade	1,400,000	1,549	0	0	0	0	0	0
257 Wastewater Collection Building	100,000	100,000	0	0	0	200,000	2,000,000	0
Subtotal Wastewater Collection	49,342,242	19,351,830	0	8,700,000	7,480,000	18,130,000	7,880,000	5,380,000
TOTAL WASTEWATER SYSTEMS	75,253,327	33,920,982	0	11,810,000	13,190,000	53,240,000	21,240,000	6,040,000
TOTAL PROJECTS	214,524,236	77,053,314	0	47,795,000	250,965,000	83,240,000	37,640,000	21,000,000



FIVE-YEAR CAPITAL IMPROVEMENT PROGRAM (COMMUNICATIONS SYSTEM)



Lafayette Communications System
2024-25 Adopted Budget
Five-Year Capital Improvement Program

Project Name	Existing Projects		Existing Work Order Changes	Adopted FY 24-25	Projected			
	Budget	Balance			10/9/24			
	@ 4/30/24	@ 4/30/24			FY 25-26	FY 26-27	FY 27-28	FY 28-29
Amount Available for Capital								
Available from Operations				9,090,355	9,493,933	10,836,560	12,230,539	12,355,290
PY Balance				2,022,901	149,256	425,022	1,714,997	4,056,622
Total Available for Capital				11,113,256	9,643,189	11,261,582	13,945,536	16,411,912
Capital Improvement Program								
1 Customer Installations	2,125,000	3,864.86	0	0	0	0	0	0
2 Customer Installations	1,550,000	28,297.78	0	0	0	0	0	0
3 Customer Installations	2,035,000	351,809.50	0	0	0	0	0	0
4 Customer Installations	1,500,000	59,966.75	0	0	0	0	0	0
5 Customer Premise Equipment	2,050,000	8,128.82	0	0	0	0	0	0
6 Customer Premise Equipment	3,015,500	77,571.16	0	0	0	0	0	0
7 Customer Premise Equipment	2,800,000	816,711.98	0	0	0	0	0	0
8 Eda-Admin & Legal	65,217	24,000.20	0	0	0	0	0	0
9 Eda-Construction Labor	2,055,633	4,475.15	0	0	0	0	0	0
10 Eda-Construction Premise & Equipment	1,434,029	0.65	0	0	0	0	0	0
11 Eda-Equipment	146,918	0.48	0	0	0	0	0	0
12 Eda-Land/Structure/Rights of Way	177,103	0.00	0	0	0	0	0	0
13 GUMBO Evangeline-Construction	174,200	6,358.86	0	0	0	0	0	0
14 GUMBO Evangeline-Material	93,800	86,439.04	0	0	0	0	0	0
15 GUMBO Iberia-Construction	860,696	296,942.90	0	0	0	0	0	0
16 GUMBO Iberia-Material	463,451	463,451.45	0	0	0	0	0	0
17 EDA Jen-Admin & Legal	100,000	97,520.00	0	0	0	0	0	0
18 EDA Jen-Construction	1,705,743	1,705,743.00	0	0	0	0	0	0
19 EDA Jen-Equipment	208,000	94,450.60	0	0	0	0	0	0
20 EDA Jen-Land/Structure/Rights of Way	70,000	13,914.00	0	0	0	0	0	0
21 EDA Jen-Material	1,003,757	1,003,757.00	0	0	0	0	0	0
22 GUMBO Acadia-Construction	2,201,536	798,998.05	0	0	0	0	0	0
23 GUMBO Acadia-Equipment	504,000	354,402.41	0	0	0	0	0	0
24 GUMBO Acadia-Material	1,185,442	627,828.59	0	0	0	0	0	0
25 GUMBO Vermillion-Construction	4,184,775	1,682,279.62	0	0	0	0	0	0
26 GUMBO Vermillion-Equipment	1,222,000	671,427.34	0	0	0	0	0	0
27 GUMBO Vermillion-Material	2,253,340	2,253,339.90	0	0	0	0	0	0
28 Headend Equipment & Upgrades	400,000	0.70	0	0	0	0	0	0
29 Headend Equipment & Upgrades	300,000	0.64	0	0	0	0	0	0
30 Headend Equipment & Upgrades	350,000	76,437.37	0	0	0	0	0	0
31 Headend Equipment & Upgrades	977,292	930,771.20	0	0	0	0	0	0
32 Headend Equipment & Upgrades	850,000	736,774.00	0	0	0	0	0	0
33 Hut Equipment & Upgrades	450,000	58,410.10	0	0	0	0	0	0
34 Hut Equipment & Upgrades	375,000	80,587.00	0	0	0	0	0	0
35 Hut Equipment & Upgrades	150,000	36,418.05	0	0	0	0	0	0
36 Hut Equipment & Upgrades	350,000	350,000.00	0	0	0	0	0	0
37 Network Equipment Upgrades	550,000	240,630.51	0	0	0	0	0	0
38 Network Equipment Upgrades	510,000	77,853.90	0	0	0	0	0	0
39 Network Equipment Upgrades	250,000	156,808.89	0	0	0	0	0	0
40 Network Equipment Upgrades	250,000	247,919.00	0	0	0	0	0	0
41 NTIA-Admin & Legal	210,000	195,327.61	0	0	0	0	0	0
42 NTIA-Construction	20,159,669	4,722,658.56	0	1,564,000	0	0	0	0
43 NTIA-Equipment	808,980	2,530.52	0	0	0	0	0	0



**Lafayette Communications System
2024-25 Adopted Budget
Five-Year Capital Improvement Program**

Project Name	Existing Projects			Adopted FY 24-25	Projected				10/9/24
	Budget	Balance	Existing Work						
	@ 4/30/24	@ 4/30/24	Order Changes		FY 25-26	FY 26-27	FY 27-28	FY 28-29	FY 28-29
44 NTIA-Land/Structure/Rights of Way	1,135,000	846,297.53	0	0	0	0	0	0	0
45 Outside Plant Extensions	750,000	34,663.85	0	0	0	0	0	0	0
46 Outside Plant Extensions	1,300,000	523,117.91	0	0	0	0	0	0	0
47 Outside Plant Extensions	2,400,000	1,560,550.93	0	0	0	0	0	0	0
48 Outside Plant Extensions	2,400,000	1,080,235.00	0	0	0	0	0	0	0
49 Customer Installations	0	0.00	0	2,300,000	2,243,578	2,355,767	2,473,555	2,597,233	
50 Customer Premise Equipment	0	0.00	0	3,400,000	3,324,589	3,490,818	3,665,359	3,848,627	
51 Headend Equipment & Upgrades	0	0.00	0	1,200,000	1,200,000	1,200,000	1,200,000	1,200,000	
52 Hut Equipment & Upgrades	0	0.00	0	300,000	300,000	350,000	375,000	450,000	
53 Network Equipment & Upgrades	0	0.00	0	400,000	350,000	350,000	375,000	275,000	
54 Outside Plant Extensions	0	0.00	0	1,800,000	1,800,000	1,800,000	1,800,000	1,800,000	
Total Capital Additions	70,111,081.30	23,489,673.36	0	10,964,000	9,218,167	9,546,585	9,888,914	10,170,860	
BALANCE AVAILABLE				149,256	425,022	1,714,997	4,056,622	6,241,053	



CAPITAL APPROPRIATIONS



**LAFAYETTE CONSOLIDATED GOVERNMENT
2024 - 2025 ADOPTED BUDGET
CAPITAL BY DEPARTMENT**

<u>FUND</u>	<u>ACCOUNT</u>	<u>ACTIVITY</u>	<u>ADOPTED FY 24-25</u>
EO-LEGISLATIVE/JUDICIAL/OTHER			
485 - 1985 SALES TAX CAP IMPROV-CITY			
4851131	89000-0	CAPITAL OUTLAY	90,000
	485257000451131	MIDSIZE PURSUIT SUV NEW-3	54,000
	485257000571131	MIDSIZE PURSUIT SUV RPL-2	36,000
TOTAL FUND 485			90,000
TOTAL SECTION 1131 EO-CITY MARSHAL			90,000
TOTAL DIV EO-CITY MARSHAL			90,000
264 - COURTHOUSE COMPLEX FUND			
2641140	89000-0	CAPITAL OUTLAY	250,000
	264254000471140	COURTROOM AUDIO-4TH FLOOR	120,000
	264256001181140	ON-LINE FINE COLLECTN SOFTWARE	100,000
	264256006901140	RPL SECURITY CAMERAS-4TH FL	30,000
TOTAL FUND 264			250,000
TOTAL SECTION 1140 EO-DC-JUDGES			250,000
TOTAL DIV EO-JUDICIAL-DISTRICT COURT			250,000
262 - CORRECTIONAL CENTER FUND			
2621171	89000-0	CAPITAL OUTLAY	470,195
	262254000591171	RH CELL CONSTRUCTION	100,000
	262256000471171	WASHERS/DRYERS	31,460
	262256000511171	RPL OFFICE FURNITURE	7,694
	262256001061171	FOOD SERVICE EQUIPMENT	86,277
	262256001081171	SECURITY EQUIPMENT	64,592
	262256001091171	RPL INTAKE EQUIPMENT	4,058
	262256001201171	RPL COMPUTER EQUIPMENT	13,345
	262256001391171	RPL TOOLS/EQUIPMENT	30,984
	262256002821171	RPL CHAIRS	5,130
	262256002891171	DIGITAL DOCUMENT SOFTWARE	126,655
TOTAL FUND 262			470,195
TOTAL SECTION 1171 EO-SF-ADULT CORRECTION CTR-OPS			470,195
TOTAL DIV EO-SF-ADULT CORRECTIONAL CTR			470,195
270 - CORONER FUND			
2701160	89000-0	CAPITAL OUTLAY	18,300
	270254003051160	CONSULT ROOM W/CASPR	18,300
TOTAL FUND 270			18,300

**LAFAYETTE CONSOLIDATED GOVERNMENT
2024 - 2025 ADOPTED BUDGET
CAPITAL BY DEPARTMENT**

ADOPTED
FY 24-25

<u>FUND</u>	<u>ACCOUNT</u>	<u>ACTIVITY</u>	<u>ADOPTED FY 24-25</u>
TOTAL SECTION 1160 EO-CORONER OFFICE			18,300
270 - CORONER FUND			
2701161	89000-0	CAPITAL OUTLAY	23,370
	270256001201161	COMPUTER HDWE & RELATED EQUIP	17,370
	270256001301161	OFFICE FURNITURE & EQUIPMENT	1,000
	270256003661161	FORENSIC CAMERA	5,000
TOTAL FUND 270			23,370
TOTAL SECTION 1161 EO-CORONER OFFICE-SANE			23,370
TOTAL DIV EO-OTH-CORONER OFFICE			41,670
TOTAL DEPT EO-LEGISLATIVE/JUDICIAL/OTHER			851,865
EO-EXECUTIVE			
461 - 1961 SALES TAX CAP IMPROV-CITY			
4611200	89000-0	CAPITAL OUTLAY	15,000
	461256001301200	FURNITURE AND EQUIPMENT	15,000
TOTAL FUND 461			15,000
485 - 1985 SALES TAX CAP IMPROV-CITY			
4851200	89000-0	CAPITAL OUTLAY	12,000
	485257000451200	NEW MIDSIZE SUV-1	12,000
TOTAL FUND 485			12,000
TOTAL SECTION 1200 EO-MAYOR-PRESIDENT'S OFFICE			27,000
TOTAL DIV EO-MAYOR-PRESIDENT'S OFFICE			27,000
485 - 1985 SALES TAX CAP IMPROV-CITY			
4851217	89000-0	CAPITAL OUTLAY	6,300
	485254000581217	REPAINT EXTERIOR METAL BLDG	6,300
TOTAL FUND 485			6,300
TOTAL SECTION 1217 EO-CAO-INTERNATIONAL TRADE			6,300
TOTAL DIV EO-CAO-INTERNATIONAL TRADE			6,300
206 - ANIMAL CARE SHELTER FUND			
2061251	89000-0	CAPITAL OUTLAY	332,500
	206254000771251	LASCC LIVESTOCK BARN	300,000
	206256001201251	RPL COMPUTER EQUIPMENT	32,500

**LAFAYETTE CONSOLIDATED GOVERNMENT
2024 - 2025 ADOPTED BUDGET
CAPITAL BY DEPARTMENT**

<u>FUND</u>	<u>ACCOUNT</u>	<u>ACTIVITY</u>	<u>ADOPTED FY 24-25</u>
TOTAL FUND 206			332,500
TOTAL SECTION 1251 EO-CAO-ANIMAL SHEL & CARE CTR			332,500
TOTAL DIV EO-CAO-ANIMAL SHEL & CARE CTR			332,500
<u>265 - JUVENILE DETENTION FACILITY</u>			
2651255	89000-0	CAPITAL OUTLAY	1,990,000
	265254000481255	STORAGE BUILDING	11,000
	265254009001255	JDH REPAIR/IMPROVEMENTS	1,974,000
	265256000511255	RPL OFFICE FURNITURE	5,000
TOTAL FUND 265			1,990,000
TOTAL SECTION 1255 EO-CAO-JUVENILE DETENTION			1,990,000
TOTAL DIV EO-CAO-JUVENILE DETENTION			1,990,000
TOTAL DEPT EO-EXECUTIVE			2,355,800
OFFICE OF FINANCE & MANAGEMENT			
<u>485 - 1985 SALES TAX CAP IMPROV-CITY</u>			
4850120	89000-0	CAPITAL OUTLAY	750
	485256002820120	ACCOUNTING CHAIRS RPL-2	750
TOTAL FUND 485			750
TOTAL SECTION 0120 FM-ACCOUNTING			750
TOTAL DIV FM-ACCOUNTING			750
<u>461 - 1961 SALES TAX CAP IMPROV-CITY</u>			
4610150	89000-0	CAPITAL OUTLAY	6,500
	461256000380150	CUBICLE ADDITION	6,500
TOTAL FUND 461			6,500
TOTAL SECTION 0150 FM-PURCHASING/PROPERTY MGMT			6,500
TOTAL DIV FM-PURCHASING/PROPERTY MGMT			6,500
<u>485 - 1985 SALES TAX CAP IMPROV-CITY</u>			
4850170	89000-0	CAPITAL OUTLAY	100,000
	485254000690170	CAJUNDOME	100,000
TOTAL FUND 485			100,000
TOTAL SECTION 0170 FM-GENERAL ACCOUNTS			100,000

**LAFAYETTE CONSOLIDATED GOVERNMENT
2024 - 2025 ADOPTED BUDGET
CAPITAL BY DEPARTMENT**

ADOPTED
FY 24-25

<u>FUND</u>	<u>ACCOUNT</u>	<u>ACTIVITY</u>	<u>ADOPTED FY 24-25</u>
TOTAL DIV FM-GENERAL ACCOUNTS			100,000
485 - 1985 SALES TAX CAP IMPROV-CITY			
4852180	89000-0	CAPITAL OUTLAY	11,600
	485256002412180	SAFETY VIDEOS	2,000
	485257000452180	RPL MIDSIZE SUV-1	9,600
TOTAL FUND 485			11,600
TOTAL SECTION 2180 FM-RISK MANAGEMENT			11,600
TOTAL DIV FM-RISK MANAGEMENT & GROUP INSURANCE			11,600
TOTAL DEPT OFFICE OF FINANCE & MANAGEMENT			118,850
DEPT OF INNOVATION & TECHNOLOGY			
485 - 1985 SALES TAX CAP IMPROV-CITY			
4852910	89000-0	CAPITAL OUTLAY	3,013,049
	485256000072910	IT INFRASTRUCTURE	1,224,270
	485256000162910	IT PLAN	153,500
	485256000552910	ENTERPRISE SYSTEMS	68,600
	485256006802910	RPL HARDWARE/SOFTWARE	950,000
	485256006812910	NEW HARDWARE/SOFTWARE	616,679
TOTAL FUND 485			3,013,049
TOTAL SECTION 2910 IT-INNOVATION SERVICES			3,013,049
TOTAL DIV IT-CHIEF INNOVATION OFFICER			3,013,049
TOTAL DEPT DEPT OF INNOVATION & TECHNOLOGY			3,013,049
POLICE DEPARTMENT			
461 - 1961 SALES TAX CAP IMPROV-CITY			
4613100	89000-0	CAPITAL OUTLAY	85,817
	461256000993100	RPL BODY ARMOR -14	35,817
	461256006903100	DOWNTOWN CAMERAS-10	50,000
TOTAL FUND 461			85,817
485 - 1985 SALES TAX CAP IMPROV-CITY			
4853100	89000-0	CAPITAL OUTLAY	3,135,571
	485256000123100	NEW E-CITATIONS EQUIPMENT-100	130,000
	485256001773100	RPL NIGHT VISION BINOCULARS-24	170,571
	485256002893100	POLICE SOFTWARE	2,200,000
	485256003003100	NEW PARK CAMERAS-40	200,000
	485256005853100	RPL CAMERA PARTS	100,000
	485256006903100	LPD BLDG CAMERAS-25	100,000

**LAFAYETTE CONSOLIDATED GOVERNMENT
2024 - 2025 ADOPTED BUDGET
CAPITAL BY DEPARTMENT**

<u>FUND</u>	<u>ACCOUNT</u>	<u>ACTIVITY</u>	<u>ADOPTED FY 24-25</u>
	485256007233100	URBAN SEARCH AND RESCUE EQUIP	10,000
	485256007503100	NEW NEIGHBORHOOD CAMERAS-40	200,000
	485257001953100	RPL UTILITY TERRAIN VEHICLE	25,000
TOTAL FUND 485			3,135,571
TOTAL SECTION 3100 PD-ADMINISTRATION			3,221,388
TOTAL DIV PD-ADMINISTRATION			3,221,388
<u>461 - 1961 SALES TAX CAP IMPROV-CITY</u>			
4613120	89000-0	CAPITAL OUTLAY	71,500
	461256001303120	OFFICE FURNITURE	6,500
	461256001783120	RPL SADDLES	15,000
	461256002973120	RPL K9 -1	17,500
	461256003623120	RPL HORSE - 1	15,000
	461256006823120	RPL-EMERGENCY K9 -1	17,500
TOTAL FUND 461			71,500
<u>485 - 1985 SALES TAX CAP IMPROV-CITY</u>			
4853120	89000-0	CAPITAL OUTLAY	5,000
	485256004573120	DATA COLLECTOR	5,000
TOTAL FUND 485			5,000
TOTAL SECTION 3120 PD-PATROL			76,500
TOTAL DIV PD-PATROL			76,500
<u>461 - 1961 SALES TAX CAP IMPROV-CITY</u>			
4613130	89000-0	CAPITAL OUTLAY	2,077,850
	461254000543130	RPL FLOORING	65,000
	461254000593130	PT 4 FACILITY IMPROVEMENT/RENO	20,000
	461254000653130	TRAINING ROOM RENOVATION	77,000
	461254001603130	RPL HVAC-PHASE III	1,580,000
	461254009003130	RANGE IMPROVEMENTS	38,000
	461254009503130	RANGE REMEDIATION/IMPROVEMENTS	33,850
	461256000993130	RPL BODY ARMOR-150	105,000
	461256001073130	MEDICAL EQUIPMENT	15,000
	461256001513130	TRAINING EQUIPMENT	5,000
	461256001643130	PATROL RIFLES NEW-156	131,000
	461256006843130	NEW BALLISTIC SHIELDS-3	8,000
TOTAL FUND 461			2,077,850
<u>485 - 1985 SALES TAX CAP IMPROV-CITY</u>			
4853130	89000-0	CAPITAL OUTLAY	2,229,000
	485256000113130	RPL GENERATOR-PHASE III	600,000
	485256001543130	RPL RADIOS/ACCESSORIES-79	400,000
	485257000013130	NEW MARKED UNITS W/EQUIP-50	1,000,000
	485257000083130	NEW UNMARKED VEH W/EQUIP-15	144,000

**LAFAYETTE CONSOLIDATED GOVERNMENT
2024 - 2025 ADOPTED BUDGET
CAPITAL BY DEPARTMENT**

<u>FUND</u>	<u>ACCOUNT</u>	<u>ACTIVITY</u>	<u>ADOPTED FY 24-25</u>
		485257000113130 RPL 3/4 TON CREW CAB TRUCK -1	15,000
		485257000303130 RPL- RAPID RESPONSE VEHICLE-2	70,000
TOTAL FUND 485			2,229,000
TOTAL SECTION 3130 PD-SERVICES			4,306,850
TOTAL DIV PD-SERVICES			4,306,850
461 - 1961 SALES TAX CAP IMPROV-CITY			
4613140	89000-0	CAPITAL OUTLAY	20,000
		461256000513140 RPL OFFICE FURNITURE	20,000
TOTAL FUND 461			20,000
TOTAL SECTION 3140 PD-CRIMINAL INVESTIGATION			20,000
TOTAL DIV PD-CRIMINAL INVESTIGATION			20,000
TOTAL DEPT POLICE DEPARTMENT			7,624,738
FIRE DEPARTMENT			
485 - 1985 SALES TAX CAP IMPROV-CITY			
4854100	89000-0	CAPITAL OUTLAY	15,000
		485257000464100 NEW FULL SIZE SUV-1	15,000
TOTAL FUND 485			15,000
TOTAL SECTION 4100 FD-ADMINISTRATION			15,000
TOTAL DIV FD-ADMINISTRATION			15,000
461 - 1961 SALES TAX CAP IMPROV-CITY			
4614120	89000-0	CAPITAL OUTLAY	5,902,544
		461254000734120 STATION MAINTENANCE	50,000
		461254009804120 STORAGE SHED RPL-5	20,000
		461256000624120 RPL ROPE RESCUE EQUIPMENT	25,000
		461256001084120 FACEPIECES-24	9,000
		461256001154120 RESCUE EQUIPMENT MAINT/REPAIR	10,000
		461256001394120 TOOLS & EQUIPMENT	67,000
		461256001404120 AIRPACK TESTING & REPAIRS	50,000
		461256001414120 LADDER TESTING & REPLACEMENT	18,000
		461256001894120 RPL HEAVY EQUIP TOOLS	40,000
		461256002204120 RPL BUNKER GEAR	225,000
		461256002254120 CASCADE SYSTEM RPL-STA 12	56,000
		461256005554120 LAWN EQUIPMENT	10,000
		461256006574120 HI-SPEED FLOOR BUFFERS-4	8,000
		461256007234120 DECONTAMINATION EQUIPMENT	30,000
		461257000034120 RPL PUMPERS-3	1,161,907
		461257000604120 MID-MOUNT LADDER PLATFORM-1	2,400,783
		461257000884120 RPL IMPEL LADDER TRUCK-1	1,721,854

**LAFAYETTE CONSOLIDATED GOVERNMENT
2024 - 2025 ADOPTED BUDGET
CAPITAL BY DEPARTMENT**

<u>FUND</u>	<u>ACCOUNT</u>	<u>ACTIVITY</u>	<u>ADOPTED FY 24-25</u>
TOTAL FUND 461			5,902,544
<u>485 - 1985 SALES TAX CAP IMPROV-CITY</u>			
4854120	89000-0	CAPITAL OUTLAY	242,000
	485254000524120	OVERHEAD DOOR MAINTENANCE/RPL	67,000
	485256000574120	STATION FURNISHINGS	30,000
	485256002604120	RPL FIRE HOSE	40,000
	485256006874120	RPL AED EQUIPMENT-10	30,000
	485257000464120	PURSUIT SUV FULLSIZE RPL-4	75,000
TOTAL FUND 485			242,000
TOTAL SECTION 4120 FD-EMERGENCY OPERATIONS			6,144,544
<u>461 - 1961 SALES TAX CAP IMPROV-CITY</u>			
4614121	89000-0	CAPITAL OUTLAY	10,000
	461256001394121	TOOLS & EQUIPMENT	10,000
TOTAL FUND 461			10,000
<u>485 - 1985 SALES TAX CAP IMPROV-CITY</u>			
4854121	89000-0	CAPITAL OUTLAY	1,700
	485256001394121	EARTH GROUND TESTER	1,700
TOTAL FUND 485			1,700
TOTAL SECTION 4121 FD-EO-HAZMAT			11,700
TOTAL DIV FD-EMERGENCY OPERATIONS			6,156,244
<u>461 - 1961 SALES TAX CAP IMPROV-CITY</u>			
4614131	89000-0	CAPITAL OUTLAY	130,500
	461256001564131	RPL TWO-WAY RADIOS	48,000
	461256001604131	NEW PORTABLE RADIOS-25	82,500
TOTAL FUND 461			130,500
TOTAL SECTION 4131 FD-TO-COMMUNICATIONS			130,500
<u>461 - 1961 SALES TAX CAP IMPROV-CITY</u>			
4614133	89000-0	CAPITAL OUTLAY	41,000
	461256001394133	TOOLS & EQUIPMENT	5,000
	461256002204133	BUNKER GEAR	20,000
	461256007234133	RESCUE MAZE/FIRSTAID RPL DOORS	16,000
TOTAL FUND 461			41,000
<u>485 - 1985 SALES TAX CAP IMPROV-CITY</u>			

**LAFAYETTE CONSOLIDATED GOVERNMENT
2024 - 2025 ADOPTED BUDGET
CAPITAL BY DEPARTMENT**

<u>FUND</u>	<u>ACCOUNT</u>	<u>ACTIVITY</u>	<u>ADOPTED FY 24-25</u>
4854133	89000-0	CAPITAL OUTLAY	36,000
	485254009054133	BURN BLDG/RAILCAR MAINTENANCE	36,000
TOTAL FUND 485			36,000
TOTAL SECTION 4133 FD-TO-TRAINING			77,000
TOTAL DIV FD-TECHNICAL OPERATIONS			207,500
TOTAL DEPT FIRE DEPARTMENT			6,378,744
PUBLIC WORKS DEPARTMENT			
105 - GENERAL FUND - PARISH			
1055130	89000-0	CAPITAL OUTLAY	1,250,000
	105251009145130	BRIDGE IMPROVEMENTS-PARISH	1,250,000
TOTAL FUND 105			1,250,000
260 - ROAD & BRIDGE MAINTENANCE FUND			
2605130	89000-0	CAPITAL OUTLAY	6,480,000
	260251002745130	GLORIA SWITCH RD RECONSTRUCT	615,000
	260251009035130	ASPHALT STREET PATCHING-PARISH	400,000
	260251009145130	BRIDGE IMPROVEMENTS-PARISH	3,165,000
	260251009235130	ASPHALT ST PRESERV-PAR WIDE	650,000
	260251100335130	ASPHALT OVERLAY/RECONS-PARWIDE	1,650,000
TOTAL FUND 260			6,480,000
261 - DRAINAGE MAINTENANCE FUND			
2615130	89000-0	CAPITAL OUTLAY	600,000
	261252000665130	FLOOD PLAIN MANAGEMENT	50,000
	261252009055130	PARISH DRAINAGE IMPROVEMENTS	500,000
	261252019145130	COMPREHENSIVE STORMWATER PLAN	50,000
TOTAL FUND 261			600,000
461 - 1961 SALES TAX CAP IMPROV-CITY			
4615130	89000-0	CAPITAL OUTLAY	11,945,495
	461251002745130	GLORIA SWITCH RD RECONSTRUCT	885,000
	461251002755130	FREM BOUST/AMB INTERSECT MATCH	1,000,000
	461251009035130	URBAN ASPHALT STREET PATCHING	500,000
	461251009045130	URBAN ASPHALT OVERLAY/RECON	2,025,495
	461251009095130	CONCRETE STREET REPAIRS	1,500,000
	461251009105130	BRIDGE RENOVATIONS-CITY	3,150,000
	461251009235130	URBAN ASPHALT ST PRESERVATION	1,000,000
	461251009385130	FREM BOUST/LAKE FARM ROUNDABT	200,000
	461252009055130	BELL N HEIGHTS DRAINAGE IMP	800,000
	461252009455130	BECKY LANE CROSSDRAIN RPL	385,000
	461252019055130	DRAINAGE IMPROVEMENTS-CITY	500,000

**LAFAYETTE CONSOLIDATED GOVERNMENT
2024 - 2025 ADOPTED BUDGET
CAPITAL BY DEPARTMENT**

<u>FUND</u>	<u>ACCOUNT</u>	<u>ACTIVITY</u>	<u>ADOPTED FY 24-25</u>
TOTAL FUND 461			11,945,495
<u>485 - 1985 SALES TAX CAP IMPROV-CITY</u>			
4855130	89000-0	CAPITAL OUTLAY	202,777
	485251001175130	PRELIMINARY ENGINEERING	75,000
	485252019145130	COMPREHENSIVE STORMWATER PLAN	50,000
	485253001005130	DULLES DR SDWLK/DRAIN IMPROV	77,777
TOTAL FUND 485			202,777
TOTAL SECTION 5130 PW-CIP-PROJECTS			20,478,272
TOTAL DIV PW-CAPITAL IMPROVEMENTS-PROJ			20,478,272
<u>261 - DRAINAGE MAINTENANCE FUND</u>			
2615131	89000-0	CAPITAL OUTLAY	12,000
	261257000455131	MID SIZE SUV RPL - 1	12,000
TOTAL FUND 261			12,000
TOTAL SECTION 5131 PW-CIP-ENGINEER/DESIGN/DEVELOP			12,000
<u>485 - 1985 SALES TAX CAP IMPROV-CITY</u>			
4855134	89000-0	CAPITAL OUTLAY	12,000
	485257000235134	1/2 TON PICKUP EXT CAB RPL-1	12,000
TOTAL FUND 485			12,000
TOTAL SECTION 5134 PW-CIP-PROJECT CONTROL			12,000
TOTAL DIV PW-CAPITAL IMPROVEMENTS-OTHER			24,000
<u>461 - 1961 SALES TAX CAP IMPROV-CITY</u>			
4615141	89000-0	CAPITAL OUTLAY	365,000
	461254000095141	ROOFING/EXTERIOR REPAIR	150,000
	461254000535141	BLDG ELEVATOR SAFETY IMPRV	20,000
	461254000595141	BLDG./RENO REPAIR	20,000
	461254000825141	BLDG. MATERIAL	10,000
	461254001605141	HVAC REPAIR/REPLACE	150,000
	461256001895141	RPL TOOLS	15,000
TOTAL FUND 461			365,000
<u>485 - 1985 SALES TAX CAP IMPROV-CITY</u>			
4855141	89000-0	CAPITAL OUTLAY	100,000
	485254000885141	VEHICLE MAINT INSULATION RPL	100,000
TOTAL FUND 485			100,000
TOTAL SECTION 5141 PW-FM-ADMINISTRATION			465,000

**LAFAYETTE CONSOLIDATED GOVERNMENT
2024 - 2025 ADOPTED BUDGET
CAPITAL BY DEPARTMENT**

ADOPTED
FY 24-25

<u>FUND</u>	<u>ACCOUNT</u>	<u>ACTIVITY</u>	<u>ADOPTED FY 24-25</u>
<u>485 - 1985 SALES TAX CAP IMPROV-CITY</u>			
4855142	89000-0	CAPITAL OUTLAY	54,500
	485256000195142	GJI MAVIC 3 PRO CAMERA DRONE	3,500
	485257000165142	1T P/U/CREWCAB/UTIL BODY/SRW-2	36,000
	485257000465142	FULL SIZE SUV	15,000
TOTAL FUND 485			54,500
TOTAL SECTION 5142 PW-FM-BUILDING MAINTENANCE			54,500
<u>461 - 1961 SALES TAX CAP IMPROV-CITY</u>			
4615143	89000-0	CAPITAL OUTLAY	850,000
	461254001205143	COUNCIL AUDITORIUM LIGHT RPL	150,000
	461254009505143	CITY HALL IMPR	700,000
TOTAL FUND 461			850,000
TOTAL SECTION 5143 PW-FM-CITY HALL MAINTENANCE			850,000
<u>264 - COURTHOUSE COMPLEX FUND</u>			
2645145	89000-0	CAPITAL OUTLAY	4,100,000
	264254000595145	LPCH IMPR & INMATE HOLDING	4,000,000
	264254000615145	LPCH COMPLEX IMPROVEMENTS	100,000
TOTAL FUND 264			4,100,000
TOTAL SECTION 5145 PW-FM-COURTHOUSE COMPLEX			4,100,000
<u>262 - CORRECTIONAL CENTER FUND</u>			
2625146	89000-0	CAPITAL OUTLAY	100,000
	262254001155146	LPCC IMPROVEMENTS	100,000
TOTAL FUND 262			100,000
TOTAL SECTION 5146 PW-FM-ADULT CORRECTIONAL CTR			100,000
<u>267 - WAR MEMORIAL BUILDING FUND</u>			
2675147	89000-0	CAPITAL OUTLAY	800,000
	267254000095147	WAR MEMORIAL ROOF REPLACEMENT	800,000
TOTAL FUND 267			800,000
TOTAL SECTION 5147 PW-FM-WAR MEMORIAL BUILDING			800,000
TOTAL DIV PW-FACILITY MAINTENANCE			6,369,500
<u>702 - CENTRAL VEHICLE MAINTENANCE FD</u>			
7025162	89000-0	CAPITAL OUTLAY	53,000

**LAFAYETTE CONSOLIDATED GOVERNMENT
2024 - 2025 ADOPTED BUDGET
CAPITAL BY DEPARTMENT**

<u>FUND</u>	<u>ACCOUNT</u>	<u>ACTIVITY</u>	<u>ADOPTED FY 24-25</u>
		702256003335162 PORTABLE WELDING MACHINE RPL-1	11,000
		702257000115162 SERVICE TRUCK RPL -1	24,000
		702257000235162 SERVICE TRUCK RPL -1	18,000
TOTAL FUND 702			53,000
TOTAL SECTION 5162 PW-VM-MECHANICAL REPAIR SHOP			53,000
<u>702 - CENTRAL VEHICLE MAINTENANCE FD</u>			
7025163	89000-0	CAPITAL OUTLAY	24,000
		702257000115163 SERVICE TRUCK RPL - 1	24,000
TOTAL FUND 702			24,000
TOTAL SECTION 5163 PW-VM-SERVICE STATION			24,000
<u>702 - CENTRAL VEHICLE MAINTENANCE FD</u>			
7025164	89000-0	CAPITAL OUTLAY	12,000
		702257000235164 HALF TON TRUCK RPL -1	12,000
TOTAL FUND 702			12,000
TOTAL SECTION 5164 PW-VM-PARTS/SUPPLIES			12,000
TOTAL DIV PW-VEHICLE MAINTENANCE			89,000
<u>550 - ENVIRONMENTAL SERVICES FUND</u>			
5505171	89000-0	CAPITAL OUTLAY	9,600
		550257000575171 RPL MIDSIZE SEDAN-1	9,600
TOTAL FUND 550			9,600
TOTAL SECTION 5171 PW-EQ-CODE ENFORCEMENT			9,600
<u>550 - ENVIRONMENTAL SERVICES FUND</u>			
5505172	89000-0	CAPITAL OUTLAY	60,000
		550259000065172 RPL FENCE/STUMP REMOVAL	60,000
TOTAL FUND 550			60,000
TOTAL SECTION 5172 PW-EQ-REGULATORY COMPLIANCE			60,000
<u>550 - ENVIRONMENTAL SERVICES FUND</u>			
5505174	89000-0	CAPITAL OUTLAY	140,000
		550257001105174 FRONT END LOADER TRACKS	140,000
TOTAL FUND 550			140,000
TOTAL SECTION 5174 PW-EQ-SOLID WASTE-COMPOSTING			140,000
TOTAL DIV PW-ENVIRONMENTAL QUALITY			209,600

**LAFAYETTE CONSOLIDATED GOVERNMENT
2024 - 2025 ADOPTED BUDGET
CAPITAL BY DEPARTMENT**

ADOPTED
FY 24-25

<u>FUND</u>	<u>ACCOUNT</u>	<u>ACTIVITY</u>	
TOTAL DEPT PUBLIC WORKS DEPARTMENT			27,170,372
DRAINAGE DEPARTMENT			
461 - 1961 SALES TAX CAP IMPROV-CITY			
4615121	89000-0	CAPITAL OUTLAY	1,000
	461256000265121	RPL HAND TOOLS	1,000
TOTAL FUND 461			1,000
485 - 1985 SALES TAX CAP IMPROV-CITY			
4855121	89000-0	CAPITAL OUTLAY	37,000
	485256003195121	RPL/RPR BARRICADES/CONES-100	25,000
	485257000125121	RPL PICKUP/CREW CAB-1	12,000
TOTAL FUND 485			37,000
TOTAL SECTION 5121 DR-OP-ADMINISTRATION			38,000
261 - DRAINAGE MAINTENANCE FUND			
2615122	89000-0	CAPITAL OUTLAY	595,000
	261252009015122	SECONDARY DRAINAGE - PARISH	250,000
	261252009115122	COULEE INSPECTION - EARTHEN	100,000
	261256001175122	RPL 15FT ROTARY CUTTER-1	35,000
	261257000725122	RPL 4X4 UTV-1	20,000
	261257001085122	NEW TRI-AXLE UTILITY TRAILER-1	60,000
	261257001185122	RPL MINI 60G EXCAVATOR-1	115,000
	261257002055122	NEW VIBRATORY PLATE COMPACT-1	15,000
TOTAL FUND 261			595,000
273 - STORM WATER MANAGEMENT FUND			
2735122	89000-0	CAPITAL OUTLAY	1,040,000
	273252009095122	ROADSIDE EXCAV/CHANNEL CLR PAR	1,040,000
TOTAL FUND 273			1,040,000
461 - 1961 SALES TAX CAP IMPROV-CITY			
4615122	89000-0	CAPITAL OUTLAY	638,000
	461252009005122	SECONDARY DRAINAGE - CITY	330,000
	461252009025122	RPR - SUBSURF/UNGRD DRAIN LINE	158,000
	461252009035122	IMPROVED COULEE MAINTENANCE	100,000
	461252009075122	COULEE INSPECTION - IMPROVED	50,000
TOTAL FUND 461			638,000
485 - 1985 SALES TAX CAP IMPROV-CITY			
4855122	89000-0	CAPITAL OUTLAY	2,482,500

**LAFAYETTE CONSOLIDATED GOVERNMENT
2024 - 2025 ADOPTED BUDGET
CAPITAL BY DEPARTMENT**

<u>FUND</u>	<u>ACCOUNT</u>	<u>ACTIVITY</u>	<u>ADOPTED FY 24-25</u>
	485252009095122	ROADSIDE EXCAV & FLUSHING - C	1,848,000
	485257001175122	NEW DBL AXLE 12FT TRAILER-1	4,500
	485257001655122	RPL DOZER-1	200,000
	485257001705122	RPL SKID STEERER W/ ATTCHMTS-1	130,000
	485257002065122	RPL VIDEO TRK/CAMERA ASSEMBL-1	300,000
TOTAL FUND 485			2,482,500
TOTAL SECTION 5122 DR-OP-DRAINAGE			4,755,500
<u>273 - STORM WATER MANAGEMENT FUND</u>			
2735222	89000-0	CAPITAL OUTLAY	1,000,000
	273252009035222	COULEE MAINT - UNIMPR COULEE	1,000,000
TOTAL FUND 273			1,000,000
<u>461 - 1961 SALES TAX CAP IMPROV-CITY</u>			
4615222	89000-0	CAPITAL OUTLAY	50,000
	461256001565222	RPL HANDHELD RADIOS-20	50,000
TOTAL FUND 461			50,000
TOTAL SECTION 5222 DR-OP-DRAINAGE-C			1,050,000
TOTAL DIV DR-OPERATIONS DIVISION			5,843,500
TOTAL DEPT DRAINAGE DEPARTMENT			5,843,500
TRAFFIC, ROADS & BRIDGES DEPT			
<u>260 - ROAD & BRIDGE MAINTENANCE FUND</u>			
2605124	89000-0	CAPITAL OUTLAY	1,307,800
	260251001305124	ASPHALT & GRAVEL SUPPLIES	105,000
	260251009065124	UNIMPROVED STREETS	20,000
	260251009125124	BRIDGE REPAIRS-PARISH	200,000
	260256003195124	RPL BARRICADES	10,000
	260257000055124	14 YD TANDUM DUMP TRUCK RPL-1	191,000
	260257000115124	RPL 3/4T TRK EXT CAB/8'BED-1	24,000
	260257000445124	RPL 1/2T TRK EXT CAB/8'BED-2	42,000
	260257001175124	RPL 20' TRAILER W/ RAMPS-1	20,000
	260257001405124	RPL SWEEPER-1	310,000
	260257001765124	1 T CREW DUALY 3YD BED RPL-1	85,800
	260257001925124	RPL PATCHER-1	300,000
TOTAL FUND 260			1,307,800
<u>461 - 1961 SALES TAX CAP IMPROV-CITY</u>			
4615124	89000-0	CAPITAL OUTLAY	310,000
	461251001305124	ASPHALT & GRAVEL SUPPLIES	110,000
	461251009135124	BRIDGE REPAIRS-CITY	200,000

**LAFAYETTE CONSOLIDATED GOVERNMENT
2024 - 2025 ADOPTED BUDGET
CAPITAL BY DEPARTMENT**

ADOPTED
FY 24-25

<u>FUND</u>	<u>ACCOUNT</u>	<u>ACTIVITY</u>	<u>ADOPTED FY 24-25</u>
TOTAL FUND 461			310,000
485 - 1985 SALES TAX CAP IMPROV-CITY			
4855124	89000-0	CAPITAL OUTLAY	765,000
	485251001315124	LIMESTONE/SAND/DIRT/GRAVEL	90,000
	485251001325124	TREE REMOVAL	185,000
	485253009015124	SIDEWALK & CURB REPAIRS	95,000
	485257000175124	RPL 3 YD DUMP/CREW CAB TRUCK-1	89,000
	485257000435124	1/2 TON PICKUP CREW CAB RPL-2	24,000
	485257000515124	1/2 TON PICKUP CREW CAB RPL-1	12,000
	485257000625124	RPL BACKHOE TRACTOR-1	148,000
	485257001185124	RPL MINI EXCAVATOR/ATTCHMNTS-1	122,000
TOTAL FUND 485			765,000
TOTAL SECTION 5124 RB-OP-ROADS/BRIDGES			2,382,800
TOTAL DIV RB-OPERATIONS DIVISION			2,382,800
260 - ROAD & BRIDGE MAINTENANCE FUND			
2605911	89000-0	CAPITAL OUTLAY	406,000
	260251009015911	PAVEMENT MARKINGS	200,000
	260256000465911	SIGN MATERIALS	200,000
	260256001035911	PROPANE/OXYGEN/ACETYLENE	4,000
	260256001045911	SUBDIVISION DEVELOPMENT SIGNS	2,000
TOTAL FUND 260			406,000
461 - 1961 SALES TAX CAP IMPROV-CITY			
4615911	89000-0	CAPITAL OUTLAY	255,000
	461256000265911	RPL HAND TOOLS	5,000
	461256000795911	SIGN SHOP EQUIPMENT	150,000
	461256001295911	PAVEMENT MARKING EQUIPMENT	100,000
TOTAL FUND 461			255,000
485 - 1985 SALES TAX CAP IMPROV-CITY			
4855911	89000-0	CAPITAL OUTLAY	1,298,000
	485251001935911	PAVEMENT MARKINGS-MPO MTC	160,000
	485251009015911	PAVEMENT MARKINGS	900,000
	485256000465911	SIGN MATERIALS	200,000
	485256001045911	SUBDIVISION DEVELOPMENT SIGNS	2,000
	485257000475911	2T DIESEL RPL-1	24,000
	485257000515911	1/2 TON PICKUP CREW CAB RPL-1	12,000
TOTAL FUND 485			1,298,000
TOTAL SECTION 5911 RB-TRAFFIC ENGINEERING MAINT			1,959,000
TOTAL DIV RB-TRAFFIC ENGINEERING			1,959,000

**LAFAYETTE CONSOLIDATED GOVERNMENT
2024 - 2025 ADOPTED BUDGET
CAPITAL BY DEPARTMENT**

<u>FUND</u>	<u>ACCOUNT</u>	<u>ACTIVITY</u>	<u>ADOPTED FY 24-25</u>
<u>461 - 1961 SALES TAX CAP IMPROV-CITY</u>			
4615930	89000-0	CAPITAL OUTLAY	106,500
		461256001395930 TOOLS & EQUIPMENT	6,500
		461256003965930 TRAFFIC SIGNAL WIRING UPGRADES	100,000
TOTAL FUND 461			106,500
<u>485 - 1985 SALES TAX CAP IMPROV-CITY</u>			
4855930	89000-0	CAPITAL OUTLAY	568,000
		485256000645930 VEHICLE DETECTION EQUIPMENT	225,000
		485256002675930 TS-2 CABINET CONVERSION	100,000
		485256002725930 PEDESTRIAN EQUIPMENT	40,000
		485256002835930 SPARE EQUIPMENT	41,000
		485256005855930 CAMERA UPGRADES	150,000
		485257000515930 RPL-1/2 TON TRUCK CREW CAB-1	12,000
TOTAL FUND 485			568,000
TOTAL SECTION 5930 RB-TRAFFIC SIGNALS MAINT			674,500
TOTAL DIV RB-TRAFFIC SIGNALS MAINT			674,500
<u>485 - 1985 SALES TAX CAP IMPROV-CITY</u>			
4855940	89000-0	CAPITAL OUTLAY	740,000
		485256002805940 BUS SHELTERS-NEW 10	100,000
		485256006565940 PREVENTATIVE MAINT MTC	70,000
		485256006645940 TRANSIT MAINT FACILITY DESIGN	100,000
		485256009005940 ADA PARATRANSIT MTC	55,000
		485257001015940 TRANSIT BUS FTA MATCH RPL-4	400,000
		485257001325940 TRANSIT VAN RPL-1	10,000
		485259000825940 TRANSIT SHORT RANGE PLAN MTC	5,000
TOTAL FUND 485			740,000
TOTAL SECTION 5940 RB-TRANSIT OPERATIONS			740,000
TOTAL DIV RB-TRANSIT OPERATIONS			740,000
<u>461 - 1961 SALES TAX CAP IMPROV-CITY</u>			
4615950	89000-0	CAPITAL OUTLAY	300,000
		461254001215950 VERMILION GARAGE GATES	300,000
TOTAL FUND 461			300,000
<u>485 - 1985 SALES TAX CAP IMPROV-CITY</u>			
4855950	89000-0	CAPITAL OUTLAY	10,000
		485256003255950 COIN COUNTER/SORTER	10,000
TOTAL FUND 485			10,000

**LAFAYETTE CONSOLIDATED GOVERNMENT
2024 - 2025 ADOPTED BUDGET
CAPITAL BY DEPARTMENT**

ADOPTED
FY 24-25

<u>FUND</u>	<u>ACCOUNT</u>	<u>ACTIVITY</u>	
TOTAL SECTION 5950 RB-PARKING PROGRAM			310,000
TOTAL DIV RB-PARKING PROGRAM			310,000
TOTAL DEPT TRAFFIC, ROADS & BRIDGES DEPT			6,066,300
PARKS ARTS RECREATION CULTURE			
461 - 1961 SALES TAX CAP IMPROV-CITY			
4616120	89000-0	CAPITAL OUTLAY	100,000
		461255009006120 PARK IMPROVEMENTS	100,000
TOTAL FUND 461			100,000
485 - 1985 SALES TAX CAP IMPROV-CITY			
4856120	89000-0	CAPITAL OUTLAY	45,000
		485259000186120 ATHLETIC FIELD LIGHTING	45,000
TOTAL FUND 485			45,000
TOTAL SECTION 6120 PR-OPERATIONS & MAINTENANCE			145,000
TOTAL DIV PR-OPERATIONS & MAINTENANCE			145,000
461 - 1961 SALES TAX CAP IMPROV-CITY			
4616131	89000-0	CAPITAL OUTLAY	25,000
		461256001596131 POOL EQUIPMENT	25,000
TOTAL FUND 461			25,000
TOTAL SECTION 6131 PR-AP-SWIMMING			25,000
485 - 1985 SALES TAX CAP IMPROV-CITY			
4856132	89000-0	CAPITAL OUTLAY	10,000
		485256001626132 TENNIS EQUIPMENT	10,000
TOTAL FUND 485			10,000
TOTAL SECTION 6132 PR-AP-TENNIS			10,000
TOTAL DIV PR-ATHLETIC PROGRAMS			35,000
461 - 1961 SALES TAX CAP IMPROV-CITY			
4616140	89000-0	CAPITAL OUTLAY	1,248,000
		461254001436140 COMEAUX REC CTR - BLDG REPAIR	908,000
		461255009016140 REC CENTER IMPROVEMENTS	340,000
TOTAL FUND 461			1,248,000

**LAFAYETTE CONSOLIDATED GOVERNMENT
2024 - 2025 ADOPTED BUDGET
CAPITAL BY DEPARTMENT**

<u>FUND</u>	<u>ACCOUNT</u>	<u>ACTIVITY</u>	<u>ADOPTED FY 24-25</u>
TOTAL SECTION 6140 PR-CENTERS & PROGRAMS			1,248,000
TOTAL DIV PR-CENTERS & OTHER PROGRAMS			1,248,000
<u>461 - 1961 SALES TAX CAP IMPROV-CITY</u>			
4618184	89000-0	CAPITAL OUTLAY	14,500
	461256003368184	TRAIL BRUSH MOWER	14,500
TOTAL FUND 461			14,500
<u>485 - 1985 SALES TAX CAP IMPROV-CITY</u>			
4858184	89000-0	CAPITAL OUTLAY	70,000
	485259000608184	ELEV BDWLK/TRL SYS REP & UPGRD	70,000
TOTAL FUND 485			70,000
TOTAL SECTION 8184 PR-AC-NATURE STATION			84,500
<u>461 - 1961 SALES TAX CAP IMPROV-CITY</u>			
4618185	89000-0	CAPITAL OUTLAY	235,000
	461254009008185	HEYMANN IMPROVEMENTS	235,000
TOTAL FUND 461			235,000
TOTAL SECTION 8185 PR-AC-MAINTENANCE			235,000
TOTAL DIV PR-ARTS & CULTURE			319,500
<u>461 - 1961 SALES TAX CAP IMPROV-CITY</u>			
4616170	89000-0	CAPITAL OUTLAY	70,000
	461255000306170	CART PATH IMPROVEMENTS	30,000
	461257001486170	TRAP RAKE	40,000
TOTAL FUND 461			70,000
<u>485 - 1985 SALES TAX CAP IMPROV-CITY</u>			
4856170	89000-0	CAPITAL OUTLAY	87,000
	485255000176170	IRRIGATION SYSTEM REPAIRS	10,000
	485255000276170	GREENS RESTORATION	45,000
	485256000556170	SAND	10,000
	485257000726170	RPL UTILITY VEHICLE-1	22,000
TOTAL FUND 485			87,000
TOTAL SECTION 6170 PR-J&L HEBERT MUNI GOLF COURSE			157,000
<u>461 - 1961 SALES TAX CAP IMPROV-CITY</u>			
4616171	89000-0	CAPITAL OUTLAY	25,000

**LAFAYETTE CONSOLIDATED GOVERNMENT
2024 - 2025 ADOPTED BUDGET
CAPITAL BY DEPARTMENT**

<u>FUND</u>	<u>ACCOUNT</u>	<u>ACTIVITY</u>	<u>ADOPTED FY 24-25</u>
		461256001936171 RPL RANGE/COURSE EQUIPMENT	25,000
TOTAL FUND 461			25,000
<u>485 - 1985 SALES TAX CAP IMPROV-CITY</u>			
4856171	89000-0	CAPITAL OUTLAY	149,000
		485255000086171 GOLF COURSE & FACILITY IMPRV	70,000
		485256000556171 SAND	5,000
		485256003396171 RPL FERTILIZER SPREADER - 1	9,000
		485257001206171 RPL TRACTOR-1	65,000
TOTAL FUND 485			149,000
TOTAL SECTION 6171 PR-VIEUX CHENES GOLF COURSE			174,000
<u>461 - 1961 SALES TAX CAP IMPROV-CITY</u>			
4616172	89000-0	CAPITAL OUTLAY	90,000
		461256003906172 NETTING	90,000
TOTAL FUND 461			90,000
<u>485 - 1985 SALES TAX CAP IMPROV-CITY</u>			
4856172	89000-0	CAPITAL OUTLAY	187,000
		485256000556172 SAND	37,000
		485257000776172 RPL-TRIPLEX-2	150,000
TOTAL FUND 485			187,000
TOTAL SECTION 6172 PR-WETLANDS GOLF COURSE			277,000
TOTAL DIV PR-GOLF COURSES			608,000
TOTAL DEPT PARKS ARTS RECREATION CULTURE			2,355,500
COMMUNITY DEVELOPMENT & PLANNING			
<u>485 - 1985 SALES TAX CAP IMPROV-CITY</u>			
4855901	89000-0	CAPITAL OUTLAY	1,688,446
		485251002625901 ECI MLK STREEETSCAPE CONSTRUCT	1,132,000
		485256002785901 COMPREHENSIVE PLAN IMPLEMENT	100,000
		485256006645901 PECAN ORCHARD ENGIN DESIGN/MTC	456,446
TOTAL FUND 485			1,688,446
TOTAL SECTION 5901 CP-PLANNING			1,688,446
TOTAL DIV CP-PLANNING			1,688,446
<u>485 - 1985 SALES TAX CAP IMPROV-CITY</u>			
4859020	89000-0	CAPITAL OUTLAY	24,000

**LAFAYETTE CONSOLIDATED GOVERNMENT
2024 - 2025 ADOPTED BUDGET
CAPITAL BY DEPARTMENT**

<u>FUND</u>	<u>ACCOUNT</u>	<u>ACTIVITY</u>	<u>ADOPTED FY 24-25</u>
		485257000119020 SINGLE CAB PICKUP RPL-2	24,000
TOTAL FUND 485			24,000
TOTAL SECTION 9020 CP-CODES			24,000
TOTAL DIV CP-CODES			24,000
<u>485 - 1985 SALES TAX CAP IMPROV-CITY</u>			
4859030	89000-0	CAPITAL OUTLAY	17,000
		485256007279030 RPL DESK-1	5,000
		485257000119030 SINGLE CAB PICKUP RPL-1	12,000
TOTAL FUND 485			17,000
TOTAL SECTION 9030 CP-COMPLIANCE			17,000
TOTAL DIV CP-COMPLIANCE			17,000
<u>485 - 1985 SALES TAX CAP IMPROV-CITY</u>			
4859035	89000-0	CAPITAL OUTLAY	9,600
		485257000459035 RPL MIDSIZE SUV-1	9,600
TOTAL FUND 485			9,600
TOTAL SECTION 9035 CP-ALCOHOL & NOISE CONTROL			9,600
TOTAL DIV CP-ALCOHOL & NOISE CONTROL			9,600
<u>485 - 1985 SALES TAX CAP IMPROV-CITY</u>			
4858163	89000-0	CAPITAL OUTLAY	9,600
		485257000578163 RPL MIDSIZE SEDAN-1	9,600
TOTAL FUND 485			9,600
TOTAL SECTION 8163 CP-GBR-PLANNING			9,600
<u>105 - GENERAL FUND - PARISH</u>			
1058166	89000-0	CAPITAL OUTLAY	2,500
		105256001308166 RPL FURNITURE & EQUIPMENT	2,500
TOTAL FUND 105			2,500
<u>485 - 1985 SALES TAX CAP IMPROV-CITY</u>			
4858166	89000-0	CAPITAL OUTLAY	3,500
		485256001308166 RPL FURNITURE & EQUIPMENT	3,500
TOTAL FUND 485			3,500
TOTAL SECTION 8166 CP-GRANTS ADMINISTRATION			6,000

**LAFAYETTE CONSOLIDATED GOVERNMENT
2024 - 2025 ADOPTED BUDGET
CAPITAL BY DEPARTMENT**

ADOPTED
FY 24-25

<u>FUND</u>	<u>ACCOUNT</u>	<u>ACTIVITY</u>	
TOTAL DIV CP-GRANTS ADMINISTRATION			15,600
TOTAL DEPT COMMUNITY DEVELOPMENT & PLANNING			1,754,646
UTILITIES DEPARTMENT			
502 - UTILITIES SYSTEM FUND			
5027000	89510-0	SPECIAL EQUIPMENT CAPITAL	480,700
	50210251161	SOFTWARE UPGRADE & LICENSES	70,000
	50210251200	UNANTICIPATED HW/SW	35,000
	50210251201	ELECTRIC COMPUTER HW/SW/ACC	278,000
	50210251202	RPL/REPAIR BROKEN EQUIPMENT	10,000
	50220251311	WATER COMPUTER HW/SW/ACC	46,500
	50230251622	WASTEWATER COMPUTER HW/SW/ACC	41,200
TOTAL FUND 502			480,700
TOTAL SECTION 7000 UT-DIRECTOR'S OFFICE			480,700
TOTAL DIV UT-DIRECTOR'S OFFICE			480,700
502 - UTILITIES SYSTEM FUND			
5027001	89510-0	SPECIAL EQUIPMENT CAPITAL	5,000
	50210251145	RPL OFFICE FURNITURE & EQUIP	5,000
TOTAL FUND 502			5,000
TOTAL SECTION 7001 UT-SS-ADMINISTRATION/SUPPORT			5,000
502 - UTILITIES SYSTEM FUND			
5027005	89510-0	SPECIAL EQUIPMENT CAPITAL	5,000
	50210251019	RPL OFFICE FURNITURE & EQUIP	5,000
TOTAL FUND 502			5,000
TOTAL SECTION 7005 UT-SS-SAFETY & EMP DEVELOPMENT			5,000
502 - UTILITIES SYSTEM FUND			
5027006	89510-0	SPECIAL EQUIPMENT CAPITAL	5,000
	50210251037	RPL OFFICE FURNITURE & EQUIP	5,000
TOTAL FUND 502			5,000
TOTAL SECTION 7006 UT-SS-METER SERVICES			5,000
502 - UTILITIES SYSTEM FUND			
5027007	89510-0	SPECIAL EQUIPMENT CAPITAL	5,000
	50210251120	RPL PORTABLE ELECTRONICS	5,000

**LAFAYETTE CONSOLIDATED GOVERNMENT
2024 - 2025 ADOPTED BUDGET
CAPITAL BY DEPARTMENT**

<u>FUND</u>	<u>ACCOUNT</u>	<u>ACTIVITY</u>	<u>ADOPTED FY 24-25</u>
TOTAL FUND 502			5,000
TOTAL SECTION 7007 UT-SS-UTILITY CONSERVATION			5,000
TOTAL DIV UT-SUPPORT SERVICES			20,000
<u>502 - UTILITIES SYSTEM FUND</u>			
5027011	89510-0	SPECIAL EQUIPMENT CAPITAL	35,000
	50210251131	INDOOR CAMERAS & SERVER	10,000
	50210251203	RPL OFFICE FURNITURE & EQUIP	25,000
TOTAL FUND 502			35,000
TOTAL SECTION 7011 UT-CUSTOMER SERVICE			35,000
TOTAL DIV UT-CUSTOMER SERVICE			35,000
<u>502 - UTILITIES SYSTEM FUND</u>			
5027015	89510-0	SPECIAL EQUIPMENT CAPITAL	17,000
	50230251623	NEW REFRIGERATED INCUBATOR	12,000
	50230251661	RPL OFFICE FURNITURE & EQUIP	5,000
TOTAL FUND 502			17,000
TOTAL SECTION 7015 UT-ENVIRONMENTAL COMPLIANCE			17,000
TOTAL DIV UT-ENVIRONMENTAL COMPLIANCE			17,000
<u>502 - UTILITIES SYSTEM FUND</u>			
5027020	89510-0	SPECIAL EQUIPMENT CAPITAL	47,000
	50210251071	NEW TEST & CALIBRATION EQUIP	25,000
	50210251118	RPL ICE TOOLS	7,000
	50210251207	RPL MECH MAINT TOOLS	10,000
	50210251505	NEW LAWN EQUIPMENT	5,000
TOTAL FUND 502			47,000
TOTAL SECTION 7020 UT-POWER PRODUCTION			47,000
TOTAL DIV UT-POWER PRODUCTION			47,000
<u>502 - UTILITIES SYSTEM FUND</u>			
5027032	89510-0	SPECIAL EQUIPMENT CAPITAL	254,000
	50210251109	UG CABLE PULLING MACHINE	225,000
	50210251219	RPL COMPRESSION TOOLS	5,000
	50210251222	RPL OFFICE FURNITURE & EQUIP	5,000
	50210251223	NEW BATTERY TOOLS	7,000
	50210251235	RPL BATTERY TOOLS	7,000
	50210251243	RPL HOTLINE TOOLS	5,000
TOTAL FUND 502			254,000

**LAFAYETTE CONSOLIDATED GOVERNMENT
2024 - 2025 ADOPTED BUDGET
CAPITAL BY DEPARTMENT**

ADOPTED
FY 24-25

<u>FUND</u>	<u>ACCOUNT</u>	<u>ACTIVITY</u>	<u>ADOPTED FY 24-25</u>
TOTAL SECTION 7032 UT-EO-TRANSMISSION/DISTRBTN			254,000
502 - UTILITIES SYSTEM FUND			
5027033	89510-0	SPECIAL EQUIPMENT CAPITAL	5,000
	50210251027	RPL OFFICE FURNITURE & EQUIP	5,000
TOTAL FUND 502			5,000
TOTAL SECTION 7033 UT-EO-ENERGY CONTROL			5,000
502 - UTILITIES SYSTEM FUND			
5027034	89510-0	SPECIAL EQUIPMENT CAPITAL	75,000
	50210251240	RPL POWER TRANS COMPONENTS	20,000
	50210251241	RPL BREAKER COMPONENTS	20,000
	50210251639	NEW GAS PORTABLE TESTER	35,000
TOTAL FUND 502			75,000
TOTAL SECTION 7034 UT-EO-SUBSTATION/COMMUNICATION			75,000
502 - UTILITIES SYSTEM FUND			
5027036	89510-0	SPECIAL EQUIPMENT CAPITAL	45,000
	50210251030	RPL UG CABINET COMPONENTS	45,000
TOTAL FUND 502			45,000
TOTAL SECTION 7036 UT-EO-DISTRIBUTION TRANSFORMERS			45,000
502 - UTILITIES SYSTEM FUND			
5027037	89510-0	SPECIAL EQUIPMENT CAPITAL	5,000
	50210251236	RPL OFFICE FURNITURE & EQUIP	5,000
TOTAL FUND 502			5,000
TOTAL SECTION 7037 UT-EO-ELECTRIC METERS			5,000
TOTAL DIV UT-ELECTRIC OPERATIONS			384,000
502 - UTILITIES SYSTEM FUND			
5027040	89510-0	SPECIAL EQUIPMENT CAPITAL	125,000
	50220251049	RPL OFFICE FURNITURE & EQUIP	5,000
	50220251050	NEW/RPL TRUCK CRANES	40,000
	50220251409	RPL TOOLS/SHOP/HAND	30,000
	50220251607	RPL FORKLIFT	50,000
TOTAL FUND 502			125,000
TOTAL SECTION 7040 UT-WTR-PRODUCTION/ADMIN			125,000

**LAFAYETTE CONSOLIDATED GOVERNMENT
2024 - 2025 ADOPTED BUDGET
CAPITAL BY DEPARTMENT**

<u>FUND</u>	<u>ACCOUNT</u>	<u>ACTIVITY</u>	<u>ADOPTED FY 24-25</u>
502 - UTILITIES SYSTEM FUND			
5027045	89510-0	SPECIAL EQUIPMENT CAPITAL	280,000
	50220251307	RPL OFFICE FURNITURE & EQUIP	10,000
	50220251316	RPL HAND TOOLS	60,000
	50220251317	RPL EQUIPMENT	60,000
	50220251605	NEW SKID STEER & ATTACHMENTS	100,000
	50220251609	NEW FORKLIFT	50,000
TOTAL FUND 502			280,000
TOTAL SECTION 7045 UT-WTR-DISTRIBUTION			280,000
TOTAL DIV UT-WATER OPERATIONS			405,000
502 - UTILITIES SYSTEM FUND			
5027060	89510-0	SPECIAL EQUIPMENT CAPITAL	585,000
	50230251053	RPL OFFICE FURNITURE & EQUIP	5,000
	50230251129	VACUUM TRUCK RPL-2	500,000
	50230251627	RPL LAWN EQUIPMENT	30,000
	50230251640	RPL TOOLS/SHOP/HAND	50,000
TOTAL FUND 502			585,000
TOTAL SECTION 7060 UT-WW-TREATMENT/ADMINISTRATION			585,000
502 - UTILITIES SYSTEM FUND			
5027065	89510-0	SPECIAL EQUIPMENT CAPITAL	1,179,000
	50230251093	NEW/RPL SHOP/HAND TOOLS	20,000
	50230251132	NEW/RPL TRIPOD AND WINCH	9,000
	50230251510	NEW/RPL COPY MACHINE	5,000
	50230251522	NEW JETTER TRUCK	425,000
	50230251525	NEW/RPL VACUUM TRUCK	640,000
	50230251554	NEW/RPL LINE LOCATION EQUIP	15,000
	50230251555	NEW/RPL SEWER CAMERA EQUIP	50,000
	50230251633	NEW/RPL GENERATORS	10,000
	50230251634	NEW/RPL TRAFFIC CTRL PRODUCTS	5,000
TOTAL FUND 502			1,179,000
TOTAL SECTION 7065 UT-WW-COLLECTION			1,179,000
TOTAL DIV UT-WASTEWATER OPERATIONS			1,764,000
502 - UTILITIES SYSTEM FUND			
5027080	89510-0	SPECIAL EQUIPMENT CAPITAL	5,000
	50230251637	RPL OFFICE FURNITURE & EQUIP	5,000
TOTAL FUND 502			5,000
TOTAL SECTION 7080 UT-ENG-CIVIL			5,000

**LAFAYETTE CONSOLIDATED GOVERNMENT
2024 - 2025 ADOPTED BUDGET
CAPITAL BY DEPARTMENT**

ADOPTED
FY 24-25

FUND ACCOUNT ACTIVITY

502 - UTILITIES SYSTEM FUND

5027081	89510-0	SPECIAL EQUIPMENT CAPITAL	24,000
	50210251247	RPL OFFICE FURNITURE & EQUIP	24,000

TOTAL FUND 502 **24,000**

TOTAL SECTION 7081 UT-ENG-ADMINISTRATION **24,000**

TOTAL DIV UT-ENGINEERING **29,000**

502 - UTILITIES SYSTEM FUND

5027099	89500-0	NORMAL CAPITAL	11,193,000
----------------	----------------	-----------------------	-------------------

50210250400	METERS & METER INSTALLATION	270,000
50210250401	SECURITY LIGHTING	100,000
50210250402	TRANSFORMERS & INSTALLATIONS	1,100,000
50210250404	DISTRIBUTION CAPACITORS	35,000
50210250405	COMMERCIAL SERVICES	700,000
50210250406	OVERHEAD SERV (NON-COMMERCIAL)	55,000
50210250407	OH UG LINE IMP & REHAB	725,000
50210250408	PRIMARY OH LINE EXTENSIONS	20,000
50210250410	PRIMARY UG LINE EXTENSIONS	60,000
50210250416	STREET LIGHTING ADD & IMPROV	150,000
50210250417	PROTECTIVE DEVICES	75,000
50210250418	INSTALL SUBSTATION EQUIPMENT	100,000
50210250419	DEPRECIATED POLE REPLACEMENTS	250,000
50210250420	FACILITIES IMPROVEMENTS	95,000
50210250432	FEEDER ELECTRIC GROUNDING IMPR	50,000
50210250433	LUKE BUILDING ACCESSORIES	40,000
50210250435	COMMERCIAL METER IMPROVEMENTS	85,000
50210250441	NETWORK CABLE SERVICES MISC	10,000
50210250447	LABELING OF UNDERGROUND CABLE	50,000
50210250452	TESTED POLE REPLACEMENT	200,000
50210250474	SECURITY CAMERA UPGRADES	60,000
50210250478	WOOD POLE IMPROVEMENTS	210,000
50210250484	SECURITY PANEL UPGRADE	20,000
50210250521	PAINTING SUBSTATION EQUIPMENT	70,000
50210250551	UNDERGROUND IMPROVEMENTS	70,000
50210250572	UNDERGROUND CABLE TESTING	70,000
50210250588	RPL UNDERGROUND CABLES	75,000
50210250589	SUBDIVISION LINE EXTENSIONS	150,000
50210250590	BUILDING & YARD IMPROVEMENTS	50,000
50210250593	LTC OIL FILTRATION	30,000
50210250616	POWER PLANT IMPROV	25,000
50210250623	OVERHEAD PHASING	25,000
50210250648	TRANSFORMER IMPROVEMENTS	75,000
50210250673	RPL IMCORP TESTED CABLES	30,000
50210250685	STREET LIGHT REHAB	200,000
50210250688	NEW BATTERY BANKS	30,000
50210250693	SUBSTATION GROUNDING IMPR	50,000
50220250201	WATER SERVICES	2,500,000
50220250202	WATER MAINS ADDITIONS & IMPROV	25,000
50220250204	WATER RELOCATION	10,000
50220250213	GALVANIZED SYSTEM UPGRADE	25,000

**LAFAYETTE CONSOLIDATED GOVERNMENT
2024 - 2025 ADOPTED BUDGET
CAPITAL BY DEPARTMENT**

<u>FUND</u>	<u>ACCOUNT</u>	<u>ACTIVITY</u>	<u>ADOPTED FY 24-25</u>
	50220250215	WATER METERS & METER INSTALL	388,000
	50220250216	WATER BOXES & EQUIPMENT	300,000
	50220250220	FIRE HYDRANT REPLACEMENT	300,000
	50220250221	NWTP IMPROVEMENT	300,000
	50220250223	SWTP IMPROVEMENT	250,000
	50220250230	SAMPLING STATIONS/AUTO FLUSHER	50,000
	50220250249	PRESSURE MONITORING DEVICES	10,000
	50220250250	WATER PRODN REMOTE SITE IMPR	200,000
	50230250300	WASTEWATER SERVICES-CITY	25,000
	50230250305	AMBASSADOR CAFFERY IMPROV	300,000
	50230250306	EAST PLANT IMPROV	250,000
	50230250307	NORTHEAST PLANT IMPROV	150,000
	50230250308	SOUTH PLANT IMPROV	400,000
	50230250331	COLLECTION SYSTEM IMPROV/RPR	150,000
	50230250333	PACKAGE PLANT UPGRADES	90,000
	50230250334	LIFT STATION BACKFLOW PREVENT	10,000
	50230250335	LIFT STATION FENCING	50,000
TOTAL FUND 502			11,193,000
TOTAL SECTION 7099 UT-CAPITAL APPROPRIATIONS			11,193,000
TOTAL DIV UT-CAPITAL APPROPRIATIONS			11,193,000
TOTAL DEPT UTILITIES DEPARTMENT			14,374,700
COMMUNICATIONS SYSTEM			
532 - COMMUNICATIONS SYSTEM FUND			
5323720	89510-0	SPECIAL EQUIPMENT CAPITAL	20,000
	53240251005	NEW/RPL EQUIPMENT	10,000
	53240251010	NEW/RPL OFFICE FURN & EQUIP	10,000
TOTAL FUND 532			20,000
TOTAL SECTION 3720 CMN-GENERAL ACCOUNTS			20,000
TOTAL DIV CMN-GENERAL ACCOUNTS			20,000
532 - COMMUNICATIONS SYSTEM FUND			
5323750	89510-0	SPECIAL EQUIPMENT CAPITAL	38,500
	53240251000	COMPUTER HDWE & RELATED EQUIP	2,500
	53240251017	1/2 T CARGO VAN NEW-2	36,000
TOTAL FUND 532			38,500
TOTAL SECTION 3750 CMN-OPERATIONS			38,500
TOTAL DIV CMN-OPERATIONS			38,500
532 - COMMUNICATIONS SYSTEM FUND			
5323791	89510-0	SPECIAL EQUIPMENT CAPITAL	7,500
	53240251001	COMPUTER HDWE & RELATED EQUIP	7,500

**LAFAYETTE CONSOLIDATED GOVERNMENT
2024 - 2025 ADOPTED BUDGET
CAPITAL BY DEPARTMENT**

<u>FUND</u>	<u>ACCOUNT</u>	<u>ACTIVITY</u>	<u>ADOPTED FY 24-25</u>
TOTAL FUND 532			7,500
TOTAL SECTION 3791 CMN-CUSTOMER SERVICE			7,500
TOTAL DIV CMN-BUSINESS SUPPORT SERVICES			7,500
<u>532 - COMMUNICATIONS SYSTEM FUND</u>			
5323795	89510-0	SPECIAL EQUIPMENT CAPITAL	2,500
	53240251002	COMPUTER HDWE & RELATED EQUIP	2,500
TOTAL FUND 532			2,500
TOTAL SECTION 3795 CMN-ENGINEERING			2,500
TOTAL DIV CMN-ENGINEERING			2,500
TOTAL DEPT COMMUNICATIONS SYSTEM			68,500
GRAND TOTAL			77,976,564

MANNING TABLES



**LAFAYETTE CONSOLIDATED GOVERNMENT
2024 - 2025 ADOPTED BUDGET
MANNING TABLE BY DEPARTMENT**

	PERSONNEL			CUR BUDGET FY 23-24	PROJECTED FY 23-24	ADOPTED FY 24-25
	CUR	PROJ	ADP			
EO-LEGISLATIVE/JUDICIAL/OTHER	148	148	156	6,432,094	6,432,094	7,274,540
EO-COUNCIL OFFICE	17	17	17	790,751	790,751	800,248
AU 1012 CLERK III	1	1	1	34,724	34,724	35,419
AU 1035 ADMINISTRATIVE SECRETARY	2	2	2	96,320	96,320	98,246
AU 1041 SENIOR ADMIN ASSISTANT	1	1	1	69,713	69,713	71,107
AU 1042 ADMINISTRATIVE ASSISTANT	1	1	1	57,134	57,134	58,276
AU 9008 CLERK OF COUNCIL	1	1	1	132,090	132,090	134,731
AU 9009 ASST CITY-PARISH CLERK	1	1	1	84,940	84,940	86,639
TOTAL PERSONNEL 1100 EO-COUNCIL OFFICE ADMIN	7	7	7	474,921	474,921	484,418
AE 9001 COUNCIL MEMBER	5	5	5	157,915	157,915	157,915
TOTAL PERSONNEL 1101 EO-COUNCIL OFFICE-CITY	5	5	5	157,915	157,915	157,915
AE 9001 COUNCIL MEMBER	5	5	5	157,915	157,915	157,915
TOTAL PERSONNEL 1102 EO-COUNCIL OFFICE-PARISH	5	5	5	157,915	157,915	157,915
EO-JUSTICE OF PEACE/CONSTABLES	18	18	18	229,266	229,266	229,266
AE 9933 JUSTICE OF THE PEACE	9	9	9	114,633	114,633	114,633
AE 9934 CONSTABLE	9	9	9	114,633	114,633	114,633
TOTAL PERSONNEL 1117 EO-JUSTICE OF PEACE/CONSTABLES	18	18	18	229,266	229,266	229,266
EO-CITY COURT	38	38	38	1,709,120	1,709,120	1,904,331
AU 1009 CIVIL OFFICER	1	1	1	47,961	47,961	54,080
AU 1040 ADMINISTRATIVE ASSISTANT	1	1	1	59,955	59,955	63,212
AU 1525 SENTENCE COORDINATOR	2	2	2	69,376	69,376	75,513
AU 4500 JANITOR	1	1	1	31,710	31,710	32,344
AU 9007 MINUTE CLERK	2	2	2	80,259	80,259	86,023
AU 9015 EXECUTIVE SECRETARY	2	2	2	121,184	121,184	133,120
AE 9018 CITY JUDGE	2	2	2	237,288	237,288	314,080
AU 9022 FINANCE OFFICER	1	1	1	43,718	43,718	54,080
AU 9023 CITY COURT ADMINISTRATOR	1	1	1	81,058	81,058	108,999
AU 9024 DEPUTY CITY COURT ADMIN	1	1	1	66,207	66,207	89,000
AU 9031 COURT REPORTER CLERK	1	1	1	52,775	52,775	53,829
AU 9307 COURT CLERK I	1	1	1	33,143	33,143	33,806
AU 9309 JUVENILE PROBATION OFFICER	1	1	1	42,550	42,550	45,480
AU 9310 COURT CLERK II	17	17	17	573,598	573,598	586,984
AU 9311 COURT CLERK III	4	4	1	168,338	168,338	46,343
AU 9975 CRIMINAL/TRAFFIC SUPERVISOR	0	0	1	0	0	49,920
AU 9976 CIVIL CLERK III	0	0	1	0	0	39,246
AU 9977 FINANCE CLERK III	0	0	1	0	0	38,272
TOTAL PERSONNEL 1130 EO-CITY COURT	38	38	38	1,709,120	1,709,120	1,904,331
EO-CITY MARSHAL	26	26	31	1,722,444	1,722,444	1,992,581
AE 9019 CITY MARSHAL	1	1	1	103,224	103,224	103,224
AU 9025 CITY MARSHAL SERGEANT	4	4	5	308,496	308,496	371,940
AU 9026 CITY MARSHAL OFFICE ADMIN	1	1	1	52,655	52,655	52,655
AU 9029 CITY MARSHAL LIEUTENANT	1	1	2	85,450	85,450	153,389

* PART TIME POSITION

**LAFAYETTE CONSOLIDATED GOVERNMENT
2024 - 2025 ADOPTED BUDGET
MANNING TABLE BY DEPARTMENT**

	PERSONNEL			CUR BUDGET FY 23-24	PROJECTED FY 23-24	ADOPTED FY 24-25
	CUR	PROJ	ADP			
AU 9032 RADIO DISPATCHER	1	1	1	52,417	52,417	52,417
AU 9033 CHIEF DEPUTY MARSHAL	1	1	1	97,220	97,220	97,220
AU 9034 CITY MARSHAL CAPTAIN	1	1	1	93,152	93,152	93,152
AU 9035 DEPUTY CITY MARSHAL I	3	3	6	147,655	147,655	300,720
AU 9036 DEPUTY CITY MARSHAL II	6	6	7	326,052	326,052	385,339
AU 9037 DEPUTY CITY MARSHAL III	3	3	3	191,089	191,089	188,268
AU 9038 DEPUTY CITY MARSHAL IV	3	3	2	217,583	217,583	146,806
AU 9312 MARSHAL'S EXECUTIVE SECRETARY	1	1	1	47,451	47,451	47,451
TOTAL PERSONNEL 1131 EO-CITY MARSHAL	26	26	31	1,722,444	1,722,444	1,992,581
EO-JUDICIAL-DISTRICT COURT	23	23	22	1,060,338	1,060,338	1,072,299
AU 9902 COURT REPORTER	13	13	13	618,787	618,787	618,787
AU 9903 SECRETARY	10	10	9	441,551	441,551	453,512
TOTAL PERSONNEL 1140 EO-DC-JUDGES	23	23	22	1,060,338	1,060,338	1,072,299
EO-JUDICIAL-DISTRICT ATTORNEY	13	13	13	529,772	529,772	571,316
AU 1005 RECEPTIONIST	1	1	1	31,866	31,866	34,450
* AM 1033 SECRETARY II	1	1	1	15,444	15,444	16,224
AU 1033 SECRETARY II	6	6	6	212,610	212,610	227,939
AU 9906 ASST DIST ATTORNEY	2	2	2	103,660	103,660	116,441
AU 9961 INVESTIGATOR	1	1	1	35,839	35,839	38,701
AU 9970 ASST DIST ATTY - DIRECTOR	1	1	1	79,829	79,829	83,000
AU 9971 OFFICE MANAGER	1	1	1	50,524	50,524	54,561
TOTAL PERSONNEL 1139 EO-DA-CRIMINAL NON-SUPPORT	13	13	13	529,772	529,772	571,316
EO-REGISTRAR OF VOTERS	7	7	7	136,801	136,801	132,969
AU 9891 ADMIN COORDINATOR II	1	1	1	19,760	19,760	14,638
AU 9893 ADMIN COORDINATOR III	3	3	3	46,479	46,479	47,769
AU 9914 CHIEF DEPUTY	1	1	1	26,305	26,305	26,305
AU 9915 CONFIDENTIAL ASSISTANT	1	1	1	11,260	11,260	11,260
AU 9916 REGISTRAR OF VOTERS	1	1	1	32,997	32,997	32,997
TOTAL PERSONNEL 1151 EO-REGISTRAR OF VOTERS	7	7	7	136,801	136,801	132,969
EO-OTH-CORONER OFFICE	6	6	10	253,602	253,602	571,530
AU 1011 CLERK II	1	1	1	29,667	29,667	29,667
AU 1012 CLERK III	1	1	1	32,461	32,461	32,461
AU 1040 ADMINISTRATIVE ASSISTANT	1	1	1	43,179	43,179	43,179
AE 9900 CORONER	1	1	1	38,239	38,239	38,239
AU 9983 CHIEF MEDICOLEGAL INVESTIGATOR	1	1	1	61,096	61,096	61,096
AU 9984 DEATH INVESTIGATOR	1	1	1	48,960	48,960	48,960
TOTAL PERSONNEL 1160 EO-CORONER OFFICE	6	6	6	253,602	253,602	253,602
AU 1406 REGISTERED NURSE	0	0	3	0	0	236,808
AU 9996 REGISTERED NURSE COORDINATOR	0	0	1	0	0	81,120
TOTAL PERSONNEL 1161 EO-CORONER OFFICE-SANE	0	0	4	0	0	317,928
EO-EXECUTIVE	96	96	100	4,242,619	4,242,619	5,056,741

* PART TIME POSITION

**LAFAYETTE CONSOLIDATED GOVERNMENT
2024 - 2025 ADOPTED BUDGET
MANNING TABLE BY DEPARTMENT**

	PERSONNEL			CUR BUDGET FY 23-24	PROJECTED FY 23-24	ADOPTED FY 24-25
	CUR	PROJ	ADP			
EO-MAYOR-PRESIDENT'S OFFICE	12	12	16	791,306	791,306	1,178,031
AU 1036 EXECUTIVE RECEPTIONIST	1	1	1	38,886	38,886	39,663
AE 9010 MAYOR-PRESIDENT	1	1	1	170,001	170,001	170,001
* AM 9017 DISABILITY AWARENESS COORD	1	1	1	16,500	16,500	16,500
AU 9028 CHIEF OF STAFF	1	1	1	107,994	107,994	107,994
AU 9100 POLICY ADVISOR	0	0	1	0	0	85,001
AU 9300 ADMINISTRATIVE SPECIALIST	1	1	1	48,856	48,856	48,856
* AM 9350 CONSTITUENT SERVICES ADVISOR	1	1	1	48,855	48,855	48,855
AU 9892 CHIEF COMMUNICATIONS OFFICER	1	1	1	84,253	84,253	84,253
AU 9901 SENIOR COMMUNICATION SPECIALIST	1	1	1	65,000	65,000	65,000
AU 9904 MUNICIPAL CONSTITUENT SERVICES ADVISOR	1	1	1	79,001	79,001	79,001
* AM 9908 DIGITAL COMMUNICATIONS SPECIALIST	1	1	0	45,900	45,900	0
AU 9908 DIGITAL COMMUNICATIONS SPECIALIST	0	0	1	0	0	53,850
* AM 9950 COMMUNICATIONS & MEDIA SPEC	1	1	0	21,060	21,060	0
AU 9972 PROJECT MANAGER	0	0	1	0	0	105,001
AU P109 EXECUTIVE SECRETARY	1	1	1	65,000	65,000	65,000
TOTAL PERSONNEL 1200 EO-MAYOR-PRESIDENT'S OFFICE	12	12	13	791,306	791,306	968,975
AU 1203 OHSEP DIRECTOR	0	0	1	0	0	100,000
AU 9974 EMERGENCY MANAGEMENT OFFICER	0	0	1	0	0	44,056
TOTAL PERSONNEL 1203 EO-MP-OHSEP	0	0	2	0	0	144,056
* AM 9978 CJCC COORDINATOR	0	0	1	0	0	65,000
TOTAL PERSONNEL 1204 EO-MP-CRIMINAL JUSTICE COMM	0	0	1	0	0	65,000
EO-CAO-ADMINISTRATION	4	4	3	349,088	349,088	269,121
AF 1040 ADMINISTRATIVE ASSISTANT	1	1	1	44,342	44,342	49,376
AU 9011 CHIEF ADMIN OFFICER	1	1	1	150,001	150,001	150,001
AU 9100 POLICY ADVISOR	1	1	0	85,001	85,001	0
AU P109 EXECUTIVE SECRETARY	1	1	1	69,744	69,744	69,744
TOTAL PERSONNEL 1210 EO-CAO-ADMINISTRATION	4	4	3	349,088	349,088	269,121
EO-CAO-INTERNATIONAL TRADE	4	4	5	255,668	255,668	317,892
AF 1022 INFORM & TRANS SPEC	0	0	1	0	0	45,240
AF 6433 TRADE DEVELOPMENT SPECIALIST	2	2	2	89,112	89,112	101,748
AF 6435 LE CENTRE OPERATIONS COORD	1	1	1	57,446	57,446	61,794
AU 9013 DEPARTMENT DIRECTOR	1	1	1	109,110	109,110	109,110
TOTAL PERSONNEL 1217 EO-CAO-INTERNATIONAL TRADE	4	4	5	255,668	255,668	317,892
EO-CAO-ANIMAL SHEL & CARE CTR	23	23	23	819,052	819,052	972,103
AF 1011 CLERK II	2	2	2	52,799	52,799	65,832
AF 1040 ADMINISTRATIVE ASSISTANT	1	1	1	44,342	44,342	49,376
AF 1205 ANIMAL CARETAKER	6	6	6	161,034	161,034	207,814
AF 1206 ANIMAL ADOP/FOSTER/RESCUE COOR	3	3	3	96,474	96,474	123,804
AF 1207 ADOPTION/FOSTER/RESCUE SUPERVISOR	1	1	1	42,034	42,034	47,213
AF 1208 ANIMAL CONTROL SUPERVISOR	1	1	1	61,268	61,268	65,615
AF 1209 ANIMAL CONTROL OFFICER	6	6	6	243,277	243,277	278,630
AF 1213 ANIMAL CONTROL FIELD SUPER	1	1	1	46,928	46,928	51,816
AF 1214 ANIMAL CONTROL KENNEL SUPER	1	1	1	44,556	44,556	49,444

* PART TIME POSITION

**LAFAYETTE CONSOLIDATED GOVERNMENT
2024 - 2025 ADOPTED BUDGET
MANNING TABLE BY DEPARTMENT**

	PERSONNEL			CUR BUDGET FY 23-24	PROJECTED FY 23-24	ADOPTED FY 24-25
	CUR	PROJ	ADP			
AF 5011 DISPATCHER	1	1	1	26,340	26,340	32,559
TOTAL PERSONNEL 1251 EO-CAO-ANIMAL SHEL & CARE CTR	23	23	23	819,052	819,052	972,103
EO-CAO-JUVENILE DETENTION	37	37	37	1,396,192	1,396,192	1,590,745
AF 0801 TRAINING/COMPLIANCE COORD	1	1	1	43,785	43,785	48,964
AF 1033 SECRETARY II	1	1	1	36,248	36,248	41,947
AF 1040 ADMINISTRATIVE ASSISTANT	1	1	1	46,099	46,099	51,133
AF 1406 REGISTERED NURSE	1	1	1	82,200	82,200	86,152
AF 1549 JDH OPERATIONS MANAGER	2	2	2	117,893	117,893	126,588
AF 1550 JUVENILE DTN SHIFT SUPV	4	4	4	157,738	157,738	173,496
AF 1551 JUVENILE DTN ATTD II	19	19	19	645,100	645,100	743,077
AF 1552 JUVENILE DTN ATTD I	1	1	1	32,735	32,735	39,098
AF 1553 JDH ADMINISTRATOR	1	1	1	83,316	83,316	87,205
AF 4201 MAINTENANCE WORKER	1	1	1	32,747	32,747	38,966
AF 4500 JANITOR	2	2	2	44,610	44,610	61,645
TOTAL PERSONNEL 1255 EO-CAO-JUVENILE DETENTION	34	34	34	1,322,471	1,322,471	1,498,271
AF 4520 COOK	2	2	2	53,738	53,738	67,133
* AL 4520 COOK	1	1	1	19,983	19,983	25,341
TOTAL PERSONNEL 1256 EO-CAO-JUVENILE DET-KITCHEN	3	3	3	73,721	73,721	92,474
EO-CAO-HUMAN RESOURCES	10	10	10	441,129	441,129	502,327
AF 1011 CLERK II	1	1	1	26,520	26,520	36,588
AF 1016 PERS/RECORDS MGMT CLERK	4	4	4	125,538	125,538	154,473
AF 1403 HUMAN RESOURCES ADMIN	1	1	1	52,071	52,071	56,959
AF 1410 EMPLOYEE RELATIONS SUPV	1	1	1	57,888	57,888	62,007
AF 1414 EMP RELATIONS ANALYST	1	1	1	44,659	44,659	49,256
AF 1418 HUMAN RESOURCES MGR	1	1	1	93,636	93,636	97,339
AF 1532 SUBSTANCE ABUSE COORD	1	1	1	40,817	40,817	45,705
TOTAL PERSONNEL 2161 EO-CAO-HUMAN RESOURCES	10	10	10	441,129	441,129	502,327
EO-CAO-MAILROOM	2	2	2	51,927	51,927	64,740
AF 1011 CLERK II	2	2	2	51,927	51,927	64,740
TOTAL PERSONNEL 1218 EO-CAO-MAILROOM	2	2	2	51,927	51,927	64,740
EO-CAO-311 C/P COMM SRVS	4	4	4	138,257	138,257	161,782
AF 1011 CLERK II	3	3	3	80,980	80,980	100,199
AF 4423 COMMUNICATIONS/311 SUPERVISOR	1	1	1	57,277	57,277	61,583
TOTAL PERSONNEL 2163 EO-CAO-COMMUNICATIONS/311	4	4	4	138,257	138,257	161,782
LEGAL DEPARTMENT	7	7	7	377,219	377,219	394,593
LD-LEGAL DEPARTMENT	1	1	1	67,626	67,626	85,000
AU 1400 OMBUDSMAN	1	1	1	67,626	67,626	85,000
TOTAL PERSONNEL 1400 LD-LEGAL DEPARTMENT	1	1	1	67,626	67,626	85,000

* PART TIME POSITION

**LAFAYETTE CONSOLIDATED GOVERNMENT
2024 - 2025 ADOPTED BUDGET
MANNING TABLE BY DEPARTMENT**

	PERSONNEL			CUR BUDGET FY 23-24	PROJECTED FY 23-24	ADOPTED FY 24-25
	CUR	PROJ	ADP			
LD-CITY PROSECUTOR	6	6	6	309,593	309,593	309,593
AU 1101 DATA ENTRY CLERK	1	1	1	36,836	36,836	36,836
AU 1524 SENIOR PARALEGAL	2	2	2	112,026	112,026	112,026
AU 1527 CITY PROSECUTOR MANAGER	1	1	1	57,218	57,218	57,218
AU 1528 JUNIOR PARALEGAL	1	1	1	47,500	47,500	47,500
AU 9963 SUPERVISOR	1	1	1	56,013	56,013	56,013
TOTAL PERSONNEL 1401 LD-CITY PROSECUTOR	6	6	6	309,593	309,593	309,593
OFFICE OF FINANCE & MANAGEMENT	64	64	64	3,285,671	3,285,671	3,610,165
FM-CHIEF FINANCIAL OFFICER	5	5	5	474,200	474,200	497,095
AF 1002 DIRECTORS EXEC SECRETARY	1	1	1	41,021	41,021	51,437
AF 1307 DEBT MGMT & COMPLIANCE OFFICER	1	1	1	52,695	52,695	57,624
AF 1345 CONTROLLER	1	1	1	123,053	123,053	126,215
AU 1346 CHIEF FINANCIAL OFFICER	1	1	1	201,960	201,960	201,960
AF 1350 FINANCIAL ANALYST	1	1	1	55,471	55,471	59,859
TOTAL PERSONNEL 0100 FM-CHIEF FINANCIAL OFFICER	5	5	5	474,200	474,200	497,095
FM-ACCOUNTING	33	33	33	1,559,560	1,559,560	1,728,400
AF 1012 CLERK III	2	2	2	69,276	69,276	85,946
AF 1033 SECRETARY II	1	1	1	34,901	34,901	40,600
AF 1302 ACCOUNTING CLERK	10	10	10	304,316	304,316	367,101
AF 1303 ACCOUNTING SPECIALIST	4	4	4	144,787	144,787	159,164
AF 1308 PAYROLL OFFICER	1	1	1	59,007	59,007	63,666
AF 1309 INVESTMENT OFFICER	1	1	1	60,437	60,437	64,826
AF 1311 ACCOUNTANT I	8	8	8	425,073	425,073	462,348
AF 1313 ACCOUNTING MANAGER	1	1	1	102,809	102,809	106,325
AF 1314 CHIEF ACCOUNTANT	1	1	1	73,054	73,054	76,777
AF 1315 ACCOUNTS PAY/RECEIVABLE SUPV	2	2	2	140,726	140,726	148,589
AF 1325 ACCOUNTANT III	1	1	1	62,433	62,433	66,593
AF 1351 FINANCIAL OPERATIONS SUPV	1	1	1	82,741	82,741	86,465
TOTAL PERSONNEL 0120 FM-ACCOUNTING	33	33	33	1,559,560	1,559,560	1,728,400
FM-BUDGET MANAGEMENT	7	7	7	449,016	449,016	470,892
AF 1304 SENIOR BUDGET ANALYST	3	3	3	169,108	169,108	180,165
AF 1312 BUDGET MANAGER	1	1	1	110,150	110,150	104,000
AF 1319 BUDGET ANALYST	2	2	2	93,619	93,619	109,742
AF 1326 CHIEF BUDGET ANALYST	1	1	1	76,139	76,139	76,985
TOTAL PERSONNEL 0140 FM-BUDGET MANAGEMENT	7	7	7	449,016	449,016	470,892
FM-PURCHASING/PROPERTY MGMT	13	13	13	525,471	525,471	599,321
AF 1012 CLERK III	2	2	2	62,927	62,927	74,325
AF 1032 SECRETARY I	1	1	1	28,187	28,187	34,365
AF 1229 BUYER I	3	3	3	97,062	97,062	119,970
AF 1231 PROPERTY CONTROL OFFICER	1	1	1	50,504	50,504	55,434
AF 1232 PURCHASING & PROP MANAGER	1	1	1	98,029	98,029	101,544

* PART TIME POSITION

**LAFAYETTE CONSOLIDATED GOVERNMENT
2024 - 2025 ADOPTED BUDGET
MANNING TABLE BY DEPARTMENT**

	PERSONNEL			CUR BUDGET FY 23-24	PROJECTED FY 23-24	ADOPTED FY 24-25
	CUR	PROJ	ADP			
AF 1233 BUYER II	3	3	3	128,808	128,808	141,957
AF 1302 ACCOUNTING CLERK	2	2	2	59,954	59,954	71,726
TOTAL PERSONNEL 0150 FM-PURCHASING/PROPERTY MGMT	13	13	13	525,471	525,471	599,321
FM-RISK MANAGEMENT & GROUP INSURANCE	6	6	6	277,424	277,424	314,457
AF 1012 CLERK III	1	1	1	31,836	31,836	42,973
AF 1032 SECRETARY I	1	1	1	28,187	28,187	34,365
AF 1404 RISK AND INSURANCE MGR	1	1	1	91,790	91,790	95,513
AF 1407 SAFETY OFFICER	1	1	1	60,656	60,656	65,253
TOTAL PERSONNEL 2180 FM-RISK MANAGEMENT	4	4	4	212,469	212,469	238,104
AF 1012 CLERK III	2	2	2	64,955	64,955	76,353
TOTAL PERSONNEL 2181 FM-GROUP INSURANCE & WELLNESS	2	2	2	64,955	64,955	76,353
DEPT OF INNOVATION & TECHNOLOGY	40	40	39	2,667,798	2,667,798	2,729,979
IT-RECORDS MANAGEMENT	2	2	2	86,756	86,756	97,031
AF 1016 PERS/RECORDS MGMT CLERK	1	1	1	32,661	32,661	38,360
AF 1401 CITY/PARISH RECORDS MGR	1	1	1	54,095	54,095	58,671
TOTAL PERSONNEL 2110 IT-RECORDS MANAGEMENT	2	2	2	86,756	86,756	97,031
IT-CHIEF INNOVATION OFFICER	38	38	37	2,581,042	2,581,042	2,632,948
AF 1002 DIRECTORS EXEC SECRETARY	1	1	1	40,216	40,216	45,250
AF 1109 HELP DESK SPECIALIST	2	2	2	72,732	72,732	83,548
AF 1115 TECHNICAL SPECIALIST	4	4	4	183,951	183,951	204,567
AF 1118 SR TECHNICAL SPECIALIST	1	1	1	55,508	55,508	60,084
AF 1120 APPLICATION DEVELOPER	1	1	1	50,028	50,028	60,861
AF 1122 PROGRAMMER ANALYST	5	5	5	298,418	298,418	326,841
AF 1123 SYSTEMS SUPPORT SPEC	2	2	2	121,462	121,462	130,614
AF 1124 SR SYSTEMS SUPPORT SPEC	2	2	1	154,672	154,672	84,200
AF 1128 NETWORK ADMINISTRATOR	2	2	2	154,388	154,388	162,292
AF 1129 DATABASE ADMINISTRATOR	3	3	3	242,031	242,031	224,027
AF 1130 INFO SERVICES TECHNICAL SUPER	1	1	1	61,487	61,487	65,730
AF 1133 GIS TECHNICIAN	1	1	1	56,753	56,753	54,328
AF 1134 GIS ANALYST	3	3	3	181,036	181,036	187,760
AF 1136 SYSTEMS ANALYST	4	4	4	316,101	316,101	331,909
AF 1137 INTERNET WEBMASTER	1	1	1	77,741	77,741	81,693
AF 1144 INFO SVCS & TECH MANAGER	4	4	4	383,990	383,990	398,716
AU 1145 CHIEF INNOVATION OFFICER	1	1	1	130,528	130,528	130,528
TOTAL PERSONNEL 2910 IT-INNOVATION SERVICES	38	38	37	2,581,042	2,581,042	2,632,948
POLICE DEPARTMENT	369	369	364	24,320,997	24,320,997	24,334,128
PD-ADMINISTRATION	369	369	364	24,320,997	24,320,997	24,334,128
AF 1005 RECEPTIONIST	2	2	2	50,479	50,479	63,791
AF 1039 ACCREDITATION ADMINISTRATOR	1	1	1	38,347	38,347	43,526
AF 1319 BUDGET ANALYST	1	1	1	47,535	47,535	52,194
AF 4101 EQUIPMENT OPERATOR I	1	1	1	25,619	25,619	32,275

* PART TIME POSITION

**LAFAYETTE CONSOLIDATED GOVERNMENT
2024 - 2025 ADOPTED BUDGET
MANNING TABLE BY DEPARTMENT**

	PERSONNEL			CUR BUDGET FY 23-24	PROJECTED FY 23-24	ADOPTED FY 24-25
	CUR	PROJ	ADP			
AF 4225 MAINTENANCE SUPERVISOR	1	1	1	56,004	56,004	60,580
AF 4500 JANITOR	4	4	4	93,463	93,463	121,917
AC 8001 CHIEF OF POLICE	1	1	1	135,880	135,880	170,000
AC 8002 DEPUTY CHIEF OF POLICE	0	0	1	0	0	124,765
AC 8005 POLICE MAJOR	3	3	3	350,671	350,671	346,655
AC 8007 POLICE CAPTAIN	10	10	10	1,089,471	1,089,471	1,069,920
AC 8009 POLICE LIEUTENANT	18	18	18	1,788,623	1,788,623	1,768,217
AC 8010 POLICE SENIOR CORPORAL	66	66	66	5,096,417	5,096,417	5,036,536
AC 8011 POLICE SERGEANT	47	47	47	4,147,748	4,147,748	4,122,328
AC 8012 POLICE CORPORAL	89	89	77	5,909,961	5,909,961	5,045,274
AC 8015 POLICE OFFICER	75	75	87	3,732,477	3,732,477	4,404,400
AC 8018 POLICE COMM SHIFT SUPV	4	4	4	215,801	215,801	241,130
AC 8019 POLICE COMM OFFICER	12	12	12	421,665	421,665	477,117
AC 8020 POLICE COMM OFFICER II	4	4	4	175,737	175,737	204,050
AC 8021 SECRETARY TO POLICE CHIEF	1	1	1	42,023	42,023	48,364
AC 8022 POLICE DEPT RECORDS CLERK	10	10	4	236,667	236,667	125,800
AC 8025 DEPT RECORDS CLERK II	3	3	3	136,389	136,389	155,206
AC 8027 DEPT REC CLERK-LEVEL II	12	12	12	391,741	391,741	457,068
AC 8028 DIFFERENTIAL RESPONSE OFFICER	2	2	2	65,033	65,033	77,490
AC 8029 POLICE SUPPLY OFFICER	2	2	2	73,246	73,246	85,525
TOTAL PERSONNEL 3100 PD-ADMINISTRATION	369	369	364	24,320,997	24,320,997	24,334,128
<hr/>						
FIRE DEPARTMENT	288	288	288	19,298,166	19,298,166	19,383,350
<hr/>						
FD-ADMINISTRATION	4	4	4	259,035	259,035	278,467
AC 8101 FIRE CHIEF	1	1	1	141,320	141,320	141,320
AC 8105 FIRE DEPT RECORDS CLERK II	1	1	1	34,349	34,349	40,736
AC 8106 FIRE DEPT REC CLERK-LEVEL II	1	1	1	28,605	28,605	34,852
AC 8137 ADMIN ASST TO FIRE CHIEF	1	1	1	54,761	54,761	61,559
TOTAL PERSONNEL 4100 FD-ADMINISTRATION	4	4	4	259,035	259,035	278,467
<hr/>						
FD-EMERGENCY OPERATIONS	250	250	250	16,579,686	16,579,686	16,655,373
AF 1220 STORES CLERK I	1	1	1	25,236	25,236	31,933
AC 8108 DEPUTY FIRE CHIEF	1	1	1	120,020	120,020	120,020
AC 8109 FIRE ASSISTANT CHIEF	4	4	4	441,516	441,516	441,516
AC 8111 FIRE DISTRICT CHIEF	15	15	15	1,538,080	1,538,080	1,535,746
AC 8117 FIRE CAPTAIN	72	72	72	5,996,075	5,996,075	5,997,437
AC 8126 FIRE ENGINEER	72	72	72	4,321,197	4,321,197	4,349,057
AC 8128 FIREFIGHTER FIRST CLASS	34	34	28	1,843,100	1,843,100	1,567,507
AC 8129 FIREFIGHTER	50	50	56	2,209,234	2,209,234	2,525,224
TOTAL PERSONNEL 4120 FD-EMERGENCY OPERATIONS	249	249	249	16,494,458	16,494,458	16,568,440
AC 8110 HAZARDOUS MATERIAL COORD	1	1	1	85,228	85,228	86,933
TOTAL PERSONNEL 4121 FD-EO-HAZMAT	1	1	1	85,228	85,228	86,933
<hr/>						
FD-TECHNICAL OPERATIONS	34	34	34	2,459,445	2,459,445	2,449,510
AC 8113 FIRE COMMUNICATIONS CHIEF	1	1	1	107,059	107,059	107,059
AC 8118 FIRE COMM OFFICER II	1	1	1	99,922	99,922	89,443
AC 8119 FIRE COMM OFFICER	11	11	11	717,676	717,676	683,808

* PART TIME POSITION

**LAFAYETTE CONSOLIDATED GOVERNMENT
2024 - 2025 ADOPTED BUDGET
MANNING TABLE BY DEPARTMENT**

	PERSONNEL			CUR BUDGET FY 23-24	PROJECTED FY 23-24	ADOPTED FY 24-25
	CUR	PROJ	ADP			
TOTAL PERSONNEL 4131 FD-TO-COMMUNICATIONS	13	13	13	924,657	924,657	880,310
AC 8106 FIRE DEPT REC CLERK-LEVEL II	2	2	2	72,731	72,731	85,224
AC 8120 FIRE PREVENTION CHIEF	1	1	1	110,379	110,379	110,379
AC 8121 FIRE INVESTIGATOR II	1	1	1	103,021	103,021	103,021
AC 8122 FIRE INVESTIGATOR	2	2	2	149,570	149,570	152,561
AC 8123 FIRE INSPECTOR II	1	1	1	102,554	102,554	102,554
AC 8124 FIRE INSPECTOR	7	7	7	547,156	547,156	556,923
TOTAL PERSONNEL 4132 FD-TO-FIRE PREVENTION	14	14	14	1,085,411	1,085,411	1,110,662
AC 8104 FIRE DEPT RECORDS CLERK	1	1	1	23,338	23,338	28,871
AC 8106 FIRE DEPT REC CLERK-LEVEL II	1	1	1	27,547	27,547	33,441
AC 8114 FIRE TRAINING CHIEF	1	1	1	110,379	110,379	110,379
AC 8115 FIRE TRAINING OFFICER II	1	1	1	83,759	83,759	85,434
AC 8116 FIRE TRAINING OFFICER	3	3	3	204,354	204,354	200,413
TOTAL PERSONNEL 4133 FD-TO-TRAINING	7	7	7	449,377	449,377	458,538
PUBLIC WORKS DEPARTMENT	130	130	122	6,171,360	6,171,360	6,458,895
PW-DIRECTOR'S OFFICE	2	2	2	188,692	188,692	193,726
AF 1002 DIRECTORS EXEC SECRETARY	1	1	1	50,839	50,839	55,873
AU 9013 DEPARTMENT DIRECTOR	1	1	1	137,853	137,853	137,853
TOTAL PERSONNEL 5100 PW-DIRECTOR'S OFFICE	2	2	2	188,692	188,692	193,726
PW-CAPITAL IMPROVEMENTS-OTHER	39	39	37	2,584,383	2,584,383	2,577,959
AF 1133 GIS TECHNICIAN	1	1	1	52,424	52,424	57,000
AF 2015 PW CIVIL ENGINEER SUPV	1	1	1	115,284	115,284	118,716
AF 2035 CIVIL ENGINEER III	2	2	2	189,600	189,600	196,922
AF 2036 CIVIL ENGINEER AIDE SPEC I	3	3	3	153,653	153,653	167,943
AF 2037 CIVIL ENGINEER AIDE SPEC II	7	7	7	446,921	446,921	480,308
AF 2040 CIVIL ENGINEERING AIDE III	1	1	1	40,052	40,052	45,314
TOTAL PERSONNEL 5131 PW-CIP-ENGINEER/DESIGN/DEVELOP	15	15	15	997,934	997,934	1,066,203
AF 2050 RIGHT-OF-WAY AGENT	5	5	4	236,312	236,312	211,429
AF 2052 CHIEF RIGHT-OF-WAY AGENT	1	1	1	63,236	63,236	67,812
TOTAL PERSONNEL 5132 PW-CIP-RIGHT OF WAY	6	6	5	299,548	299,548	279,241
AF 1021 CLERK TYPIST	2	2	2	57,275	57,275	69,630
AF 1040 ADMINISTRATIVE ASSISTANT	1	1	1	45,792	45,792	50,826
AF 2060 CAPITAL IMPROV COORDINATOR	1	1	1	62,841	62,841	67,147
TOTAL PERSONNEL 5133 PW-CIP-ESTIMATES/ADMIN	4	4	4	165,908	165,908	187,603
AF 2015 PW CIVIL ENGINEER SUPV	1	1	1	115,284	115,284	118,716
AF 2035 CIVIL ENGINEER III	5	5	5	470,884	470,884	484,310
AF 2036 CIVIL ENGINEER AIDE SPEC I	1	1	1	52,496	52,496	57,259
AF 2037 CIVIL ENGINEER AIDE SPEC II	5	5	5	319,013	319,013	340,228
AF 2040 CIVIL ENGINEERING AIDE III	1	1	1	40,051	40,051	44,399
AF 2054 CID MANAGER	1	1	0	123,265	123,265	0
TOTAL PERSONNEL 5134 PW-CIP-PROJECT CONTROL	14	14	13	1,120,993	1,120,993	1,044,912
PW-FACILITY MAINTENANCE	19	19	15	705,428	705,428	694,786

* PART TIME POSITION

**LAFAYETTE CONSOLIDATED GOVERNMENT
2024 - 2025 ADOPTED BUDGET
MANNING TABLE BY DEPARTMENT**

	PERSONNEL			CUR BUDGET FY 23-24	PROJECTED FY 23-24	ADOPTED FY 24-25
	CUR	PROJ	ADP			
AF 1012 CLERK III	1	1	1	35,625	35,625	41,324
AF 4222 FACILITIES MANAGER	1	1	1	76,997	76,997	81,053
AF 4223 FACILITIES MAINT SUPERVISOR	1	1	1	64,197	64,197	68,503
AF 4224 FACILITIES MAINT REPAIRMAN	1	1	1	34,353	34,353	40,572
AF 4230 BUILDING SUPERINTENDENT	1	1	1	41,370	41,370	47,214
TOTAL PERSONNEL 5141 PW-FM-ADMINISTRATION	5	5	5	252,542	252,542	278,666
AF 4208 CARPENTER II	1	1	1	48,367	48,367	53,526
AF 4211 PAINTER II	1	1	0	39,409	39,409	0
AF 4219 ELEC MECH & REFRIG TECH	1	1	1	48,367	48,367	53,526
AF 4224 FACILITIES MAINT REPAIRMAN	3	3	3	95,837	95,837	110,888
AF 4225 MAINTENANCE SUPERVISOR	1	1	1	60,283	60,283	64,859
TOTAL PERSONNEL 5142 PW-FM-BUILDING MAINTENANCE	7	7	6	292,263	292,263	282,799
AF 4500 JANITOR	3	3	2	70,498	70,498	60,916
TOTAL PERSONNEL 5143 PW-FM-CITY HALL MAINTENANCE	3	3	2	70,498	70,498	60,916
AF 4230 BUILDING SUPERINTENDENT	1	1	1	42,584	42,584	41,559
AF 4500 JANITOR	1	1	1	23,733	23,733	30,846
* AL 4500 JANITOR	2	2	0	23,808	23,808	0
TOTAL PERSONNEL 5147 PW-FM-WAR MEMORIAL BUILDING	4	4	2	90,125	90,125	72,405
PW-VEHICLE MAINTENANCE	44	44	42	1,641,211	1,641,211	1,786,823
AF 1021 CLERK TYPIST	2	2	2	60,235	60,235	72,590
AF 1040 ADMINISTRATIVE ASSISTANT	1	1	1	48,089	48,089	53,122
AF 4026 FLEET EQUIPMENT INSPECTOR	1	1	1	29,858	29,858	35,994
AF 4340 FLEET SUPERINTENDENT	1	1	1	83,016	83,016	86,885
TOTAL PERSONNEL 5161 PW-VM-ADMINISTRATION	5	5	5	221,198	221,198	248,591
AF 1228 FLEET SERVICE WRITER	1	1	1	26,393	26,393	34,300
AF 1230 FLEET MAINT DISPATCHER	1	1	1	33,661	33,661	39,797
AF 4216 WELDER II	1	1	1	48,672	48,672	53,518
AF 4312 FLEET MECHANIC HELPER	2	2	2	51,219	51,219	64,697
AF 4313 FLEET MECHANIC	14	14	12	636,774	636,774	596,106
AF 4315 FLEET MECHANIC SUPERVISOR	1	1	1	59,801	59,801	64,585
AF 4320 SMALL EQUIPMENT MECHANIC	1	1	1	33,090	33,090	39,226
AF 4500 JANITOR	2	2	2	47,869	47,869	62,097
TOTAL PERSONNEL 5162 PW-VM-MECHANICAL REPAIR SHOP	23	23	21	937,479	937,479	954,326
AF 1012 CLERK III	1	1	1	33,934	33,934	39,633
AF 4301 SERVICE STATION ATTENDANT	8	8	8	194,956	194,956	244,960
AF 4304 SERVICE STATION ASST SUPV	2	2	2	70,622	70,622	85,445
AF 4305 SERVICE STATION SUPERVISOR	1	1	1	58,033	58,033	63,649
TOTAL PERSONNEL 5163 PW-VM-SERVICE STATION	12	12	12	357,545	357,545	433,687
AF 1223 FLEET PARTS CLERK	2	2	2	53,348	53,348	66,826
AF 1225 FLEET PARTS SUPERVISOR	1	1	1	40,731	40,731	46,347
AF 1226 FLEET PARTS SPECIALIST	1	1	1	30,910	30,910	37,046
TOTAL PERSONNEL 5164 PW-VM-PARTS/SUPPLIES	4	4	4	124,989	124,989	150,219
PW-ENVIRONMENTAL QUALITY	26	26	26	1,051,646	1,051,646	1,205,601
AF 1032 SECRETARY I	1	1	1	27,581	27,581	33,759
AF 4031 ENVIRON QUALITY MANAGER	1	1	1	80,852	80,852	84,741

* PART TIME POSITION

**LAFAYETTE CONSOLIDATED GOVERNMENT
2024 - 2025 ADOPTED BUDGET
MANNING TABLE BY DEPARTMENT**

	PERSONNEL			CUR BUDGET FY 23-24	PROJECTED FY 23-24	ADOPTED FY 24-25
	CUR	PROJ	ADP			
TOTAL PERSONNEL 5170 PW-EQ-ADMINISTRATION	2	2	2	108,433	108,433	118,500
AF 1012 CLERK III	1	1	1	36,380	36,380	42,973
AF 4027 ENVIRON SERVICES INSPECTOR	7	7	7	227,753	227,753	266,284
AF 4029 ENVIRON CODES SUPERVISOR	1	1	1	61,758	61,758	66,043
AF 5011 DISPATCHER	2	2	2	52,304	52,304	70,373
TOTAL PERSONNEL 5171 PW-EQ-CODE ENFORCEMENT	11	11	11	378,195	378,195	445,673
AF 2040 CIVIL ENGINEERING AIDE III	2	2	2	78,275	78,275	93,324
AF 4013 LABOR FOREMAN I	1	1	1	27,851	27,851	34,070
AF 4102 EQUIPMENT OPERATOR II	1	1	1	26,935	26,935	38,002
AF 5033 REGULATORY COMP SPECIALIST	1	1	1	50,094	50,094	54,649
AF 5034 REGULATORY COMP OFFICER	1	1	1	59,598	59,598	63,883
AF 5047 REGULATORY COMP SUPERVISOR	1	1	1	66,785	66,785	70,820
TOTAL PERSONNEL 5172 PW-EQ-REGULATORY COMPLIANCE	7	7	7	309,538	309,538	354,748
AF 4025 RECYCLING SPECIALIST	1	1	1	47,081	47,081	51,969
AF 4036 RECYCLING SUPERVISOR	1	1	1	52,408	52,408	57,005
TOTAL PERSONNEL 5173 PW-EQ-SOLID WASTE-RECYCLING	2	2	2	99,489	99,489	108,974
AF 4032 COMPOST FACILITY OPERATOR	3	3	3	114,874	114,874	131,410
AF 4035 COMPOST FACILITY FOREMAN	1	1	1	41,117	41,117	46,296
TOTAL PERSONNEL 5174 PW-EQ-SOLID WASTE-COMPOSTING	4	4	4	155,991	155,991	177,706
DRAINAGE DEPARTMENT	87	87	83	3,589,306	3,589,306	3,941,520
DR-DIRECTOR'S OFFICE	3	3	3	225,868	225,868	235,935
AF 1002 DIRECTORS EXEC SECRETARY	1	1	1	47,024	47,024	52,058
AF 1040 ADMINISTRATIVE ASSISTANT	1	1	1	48,627	48,627	53,660
AU 9013 DEPARTMENT DIRECTOR	1	1	1	130,217	130,217	130,217
TOTAL PERSONNEL 5101 DR-DIRECTOR'S OFFICE	3	3	3	225,868	225,868	235,935
DR-OPERATIONS DIVISION	84	84	80	3,363,438	3,363,438	3,705,585
AF 1033 SECRETARY II	1	1	1	31,390	31,390	42,973
AF 4043 DRAINAGE SUPPORT COORDINATOR	1	1	1	63,820	63,820	68,396
AF 4320 SMALL EQUIPMENT MECHANIC	1	1	1	33,090	33,090	39,226
AF 5011 DISPATCHER	3	3	3	84,134	84,134	107,671
TOTAL PERSONNEL 5221 DR-OP-ADMINISTRATION-C	6	6	6	212,434	212,434	258,266
AF 1012 CLERK III	1	1	1	33,094	33,094	38,793
AF 1032 SECRETARY I	1	1	1	28,187	28,187	34,365
AF 2036 CIVIL ENGINEER AIDE SPEC I	5	5	5	251,460	251,460	275,276
AF 2037 CIVIL ENGINEER AIDE SPEC II	1	1	1	65,550	65,550	69,794
AF 4010 LABORER I	6	6	1	140,377	140,377	31,043
AF 4012 LABORER II	15	15	18	393,334	393,334	599,153
AF 4013 LABOR FOREMAN I	2	2	3	58,074	58,074	108,514
AF 4018 LABOR FOREMAN III	5	5	5	241,518	241,518	272,350
AF 4022 DRAINAGE TROUBLESHOOTER	2	2	2	89,383	89,383	99,699
AF 4023 DRAINAGE OPERATIONS COORDINATOR	1	1	1	73,578	73,578	67,704
AF 4039 DRAINAGE MAINT FOREMAN	4	4	4	255,192	255,192	273,496
AF 4050 DRAINAGE SUPERINTENDENT	1	1	1	92,310	92,310	93,288
AF 4102 EQUIPMENT OPERATOR II	8	8	6	245,876	245,876	223,800
AF 4103 EQUIPMENT OPERATOR III	1	1	1	32,312	32,312	39,125

* PART TIME POSITION

**LAFAYETTE CONSOLIDATED GOVERNMENT
2024 - 2025 ADOPTED BUDGET
MANNING TABLE BY DEPARTMENT**

	PERSONNEL			CUR BUDGET FY 23-24	PROJECTED FY 23-24	ADOPTED FY 24-25
	CUR	PROJ	ADP			
AF 4104 EQUIPMENT OPERATOR IV	15	15	15	616,991	616,991	690,124
AF 4209 CEMENT MASON	2	2	2	59,397	59,397	71,087
TOTAL PERSONNEL 5222 DR-OP-DRAINAGE-C	70	70	67	2,676,633	2,676,633	2,987,611
AF 2035 CIVIL ENGINEER III	1	1	1	104,252	104,252	107,912
AF 2036 CIVIL ENGINEER AIDE SPEC I	3	3	3	154,364	154,364	168,654
AF 2037 CIVIL ENGINEER AIDE SPEC II	2	2	2	134,940	134,940	139,078
AF 2039 CIVIL ENGINEERING AIDE II	1	1	0	37,808	37,808	0
AF 2040 CIVIL ENGINEERING AIDE III	1	1	1	43,007	43,007	44,064
TOTAL PERSONNEL 5223 DR-OP-ENGINEERING-C	8	8	7	474,371	474,371	459,708
TRAFFIC, ROADS AND BRIDGES DEPARTMENT	141	141	132	5,431,092	5,431,092	5,920,182
RB-DIRECTOR'S OFFICE	3	3	3	215,480	215,480	233,273
AF 6442 TITLE VI/ADA COORDINATOR	1	1	1	36,974	36,974	49,733
TOTAL PERSONNEL 1211 RB-SMALL BUSINESS SUPT SER	1	1	1	36,974	36,974	49,733
AF 1040 ADMINISTRATIVE ASSISTANT	1	1	1	45,959	45,959	50,993
AU 9013 DEPARTMENT DIRECTOR	1	1	1	132,547	132,547	132,547
TOTAL PERSONNEL 5102 RB-DIRECTOR'S OFFICE	2	2	2	178,506	178,506	183,540
RB-OPERATIONS DIVISION	67	67	66	2,309,220	2,309,220	2,690,982
AF 4013 LABOR FOREMAN I	1	1	1	26,308	26,308	32,528
TOTAL PERSONNEL 5125 RB-OP-DOWNTOWN WORK CREW	1	1	1	26,308	26,308	32,528
AF 1012 CLERK III	1	1	1	35,937	35,937	38,980
AF 4010 LABORER I	4	4	0	91,850	91,850	0
AF 4012 LABORER II	12	12	16	309,107	309,107	516,160
AF 4013 LABOR FOREMAN I	6	6	6	163,697	163,697	201,381
AF 4015 LABOR FOREMAN II	2	2	1	66,106	66,106	37,160
AF 4018 LABOR FOREMAN III	6	6	7	258,252	258,252	339,374
AF 4038 STREET MAINT FOREMAN	2	2	2	118,251	118,251	127,403
AF 4040 GROUNDS MAINT FOREMAN	1	1	1	61,226	61,226	65,802
AF 4041 STREET SUPERINTENDENT	1	1	1	85,106	85,106	88,954
AF 4042 BRIDGE MAINT FOREMAN	1	1	1	65,011	65,011	69,587
AF 4102 EQUIPMENT OPERATOR II	4	4	3	116,820	116,820	101,574
AF 4103 EQUIPMENT OPERATOR III	15	15	15	504,535	504,535	600,027
AF 4104 EQUIPMENT OPERATOR IV	7	7	7	268,146	268,146	304,052
AF 4209 CEMENT MASON	2	2	2	59,680	59,680	77,809
AF 4411 TREE TRIMMER	1	1	1	34,791	34,791	40,636
AF 4416 TREE TRIMMER FOREMAN	1	1	1	44,397	44,397	49,555
TOTAL PERSONNEL 5224 RB-OP-ROADS/BRIDGES-C	66	66	65	2,282,912	2,282,912	2,658,454
RB-TRAFFIC ENGINEERING	18	18	18	833,035	833,035	915,423
AF 2012 ELECTRICAL ENGINEER III	1	1	1	96,835	96,835	100,225
AF 2035 CIVIL ENGINEER III	1	1	1	94,904	94,904	98,565
AF 2036 CIVIL ENGINEER AIDE SPEC I	2	2	2	99,707	99,707	109,233
AF 2037 CIVIL ENGINEER AIDE SPEC II	1	1	1	69,557	69,557	73,800
TOTAL PERSONNEL 5910 RB-TRAFFIC ENGINEERING DEVELOP	5	5	5	361,003	361,003	381,823
AF 1021 CLERK TYPIST	1	1	1	28,291	28,291	34,468

* PART TIME POSITION

**LAFAYETTE CONSOLIDATED GOVERNMENT
2024 - 2025 ADOPTED BUDGET
MANNING TABLE BY DEPARTMENT**

	PERSONNEL			CUR BUDGET FY 23-24	PROJECTED FY 23-24	ADOPTED FY 24-25
	CUR	PROJ	ADP			
AF 4019 SIGN & MARKING SPECIALIST	8	8	8	239,541	239,541	274,464
AF 4021 TRAFFIC SERVICES COORDINATOR	1	1	1	64,152	64,152	68,749
AF 4044 SIGNS & MARKING FOREMAN	2	2	2	94,244	94,244	104,603
AF 4430 SIGN FABRICATOR	1	1	1	45,804	45,804	51,316
TOTAL PERSONNEL 5911 RB-TRAFFIC ENGINEERING MAINT	13	13	13	472,032	472,032	533,600
RB-TRAFFIC SIGNALS MAINT	8	8	8	427,297	427,297	464,466
AF 2029 TRAFFIC SIG MAINT FOREMAN	1	1	1	62,909	62,909	67,506
AF 4203 TRAFFIC SIGNAL TECH I	4	4	4	188,990	188,990	208,022
AF 4204 TRAFFIC SIGNAL TECH II	2	2	2	106,971	106,971	116,164
AF 4205 TRAFFIC MAINT SUPERVISOR	1	1	1	68,427	68,427	72,774
TOTAL PERSONNEL 5930 RB-TRAFFIC SIGNALS MAINT	8	8	8	427,297	427,297	464,466
RB-TRANSIT OPERATIONS	34	34	27	1,315,897	1,315,897	1,237,871
AF 1021 CLERK TYPIST	1	1	1	26,648	26,648	32,825
AF 4500 JANITOR	2	2	0	44,925	44,925	0
AF 4601 BUS OPERATOR	25	25	20	922,040	922,040	854,972
AF 4610 ASSISTANT TRANSIT SUPERVISOR	3	3	3	131,785	131,785	146,449
AF 4611 TRANSIT SUPERVISOR	1	1	1	59,814	59,814	64,162
AF 4612 TRANSIT & PARKING MANAGER	1	1	1	82,129	82,129	86,019
AF 6115 PLANNER I	1	1	1	48,556	48,556	53,444
TOTAL PERSONNEL 5940 RB-TRANSIT OPERATIONS	34	34	27	1,315,897	1,315,897	1,237,871
RB-PARKING PROGRAM	11	11	10	330,163	330,163	378,167
* AL 1010 CLERK I	1	1	0	13,565	13,565	0
AF 1032 SECRETARY I	1	1	1	33,628	33,628	39,806
AF 1302 ACCOUNTING CLERK	1	1	1	30,612	30,612	36,498
AF 4224 FACILITIES MAINT REPAIRMAN	1	1	1	32,127	32,127	38,346
AF 4402 PARKING GARAGE ATTENDANT	2	2	2	43,562	43,562	58,206
AF 4404 PARKING GARAGE SUPERVISOR	1	1	1	37,370	37,370	42,882
AF 4406 PARKING CONTROL OFFICER	3	3	3	77,711	77,711	96,494
AF 4408 PARKING ADMINISTRATOR	1	1	1	61,588	61,588	65,935
TOTAL PERSONNEL 5950 RB-PARKING PROGRAM	11	11	10	330,163	330,163	378,167
PARKS ARTS RECREATION CULTURE	105	105	106	3,861,609	3,861,609	4,568,317
PR-DIRECTOR'S OFFICE	4	4	4	251,682	251,682	273,257
AF 1002 DIRECTORS EXEC SECRETARY	1	1	1	43,778	43,778	48,812
AF 1012 CLERK III	1	1	1	31,091	31,091	42,973
AF 1319 BUDGET ANALYST	1	1	1	45,209	45,209	49,868
AU 9013 DEPARTMENT DIRECTOR	1	1	1	131,604	131,604	131,604
TOTAL PERSONNEL 6100 PR-DIRECTOR'S OFFICE	4	4	4	251,682	251,682	273,257
PR-OPERATIONS & MAINTENANCE	33	33	33	1,119,427	1,119,427	1,329,423
AF 3007 CAMPGROUND ATTENDANT	1	1	1	30,588	30,588	37,732
AF 3025 PARKS MAINTENANCE SUPV	1	1	1	59,266	59,266	63,384
AF 3026 PROGRAMS & MAINT MANAGER	1	1	1	84,294	84,294	87,996

* PART TIME POSITION

**LAFAYETTE CONSOLIDATED GOVERNMENT
2024 - 2025 ADOPTED BUDGET
MANNING TABLE BY DEPARTMENT**

	PERSONNEL			CUR BUDGET FY 23-24	PROJECTED FY 23-24	ADOPTED FY 24-25
	CUR	PROJ	ADP			
AF 4013 LABOR FOREMAN I	4	4	4	119,524	119,524	144,401
AF 4015 LABOR FOREMAN II	2	2	2	69,900	69,900	81,590
AF 4018 LABOR FOREMAN III	3	3	3	135,563	135,563	151,039
AF 4101 EQUIPMENT OPERATOR I	8	8	8	197,848	197,848	254,635
AF 4102 EQUIPMENT OPERATOR II	6	6	6	170,030	170,030	207,346
AF 4103 EQUIPMENT OPERATOR III	2	2	2	64,042	64,042	75,732
AF 4201 MAINTENANCE WORKER	2	2	2	55,528	55,528	71,508
AF 4212 ELECTRICIAN I	1	1	1	39,029	39,029	44,500
AF 4215 WELDER I	1	1	1	42,896	42,896	48,366
AF 4225 MAINTENANCE SUPERVISOR	1	1	1	50,919	50,919	61,194
TOTAL PERSONNEL 6120 PR-OPERATIONS & MAINTENANCE	33	33	33	1,119,427	1,119,427	1,329,423
PR-ATHLETIC PROGRAMS	5	5	5	241,073	241,073	262,906
AF 3013 RECREATION COORDINATOR	4	4	4	177,725	177,725	202,606
AF 3016 ATHLETICS PROGRAMS SUPV	1	1	1	63,348	63,348	60,300
TOTAL PERSONNEL 6130 PR-ATHLETIC PROGRAMS	5	5	5	241,073	241,073	262,906
PR-CENTERS & OTHER PROGRAMS	16	16	16	555,923	555,923	649,848
AF 1012 CLERK III	1	1	1	31,523	31,523	37,222
AF 3010 RECREATION CENTERS COORDINATOR	5	5	5	190,601	190,601	218,161
AF 3011 RECREATION CENTERS MAINT SUPV	1	1	1	39,271	39,271	45,615
AF 3023 RECREATION CENTERS MANAGER	1	1	1	72,779	72,779	76,669
AF 4500 JANITOR	6	6	6	145,269	145,269	187,949
TOTAL PERSONNEL 6140 PR-CENTERS & PROGRAMS	14	14	14	479,443	479,443	565,616
AF 6411 SENIOR CENTER COORDINATOR	2	2	2	76,480	76,480	84,232
TOTAL PERSONNEL 8121 PR-HS-SENIOR CENTER	2	2	2	76,480	76,480	84,232
PR-ARTS & CULTURE	14	14	15	591,467	591,467	712,982
AF 3109 ARTS AND CULTURE MANAGER	1	1	1	85,661	85,661	89,550
TOTAL PERSONNEL 8181 PR-AC-ADMINISTRATION	1	1	1	85,661	85,661	89,550
AF 1012 CLERK III	1	1	1	32,918	32,918	38,617
AF 1303 ACCOUNTING SPECIALIST	0	0	1	0	0	44,783
AF 3101 PRODUCTION TECHNICIAN	1	1	1	40,866	40,866	46,045
AF 3103 EVENTS COORDINATOR	1	1	1	37,493	37,493	42,673
AF 3104 VENUE ADMINISTRATOR	1	1	1	60,154	60,154	64,751
AF 3105 BOX OFFICE COORDINATOR	1	1	1	46,605	46,605	51,493
AF 3112 PRODUCTION COORDINATOR	1	1	1	49,020	49,020	53,908
TOTAL PERSONNEL 8182 PR-AC-HPACC	6	6	7	267,056	267,056	342,270
AF 3211 NATURALIST	1	1	1	29,475	29,475	35,341
AF 3221 MUSEUM CURATOR	1	1	1	47,825	47,825	53,004
TOTAL PERSONNEL 8184 PR-AC-NATURE STATION	2	2	2	77,300	77,300	88,345
AF 4012 LABORER II	2	2	2	51,746	51,746	65,058
AF 4013 LABOR FOREMAN I	2	2	2	57,611	57,611	71,090
AF 4225 MAINTENANCE SUPERVISOR	1	1	1	52,093	52,093	56,669
TOTAL PERSONNEL 8185 PR-AC-MAINTENANCE	5	5	5	161,450	161,450	192,817

* PART TIME POSITION

**LAFAYETTE CONSOLIDATED GOVERNMENT
2024 - 2025 ADOPTED BUDGET
MANNING TABLE BY DEPARTMENT**

	PERSONNEL			CUR BUDGET FY 23-24	PROJECTED FY 23-24	ADOPTED FY 24-25
	CUR	PROJ	ADP			
PR-GOLF COURSES	33	33	33	1,102,037	1,102,037	1,339,901
AF 3002 GOLF SHOP ATTENDANT	1	1	1	26,766	26,766	33,464
AF 3004 GOLF COURSE SUPERINTENDENT	1	1	1	78,105	78,105	82,452
AF 4018 LABOR FOREMAN III	1	1	1	44,552	44,552	49,711
AF 4102 EQUIPMENT OPERATOR II	4	4	4	117,246	117,246	143,714
TOTAL PERSONNEL 6170 PR-J&L HEBERT MUNI GOLF COURSE	7	7	7	266,669	266,669	309,341
AF 3002 GOLF SHOP ATTENDANT	1	1	1	24,068	24,068	34,612
AF 3004 GOLF COURSE SUPERINTENDENT	1	1	1	78,105	78,105	82,452
AF 4013 LABOR FOREMAN I	1	1	1	30,742	30,742	32,829
AF 4102 EQUIPMENT OPERATOR II	4	4	4	110,347	110,347	140,396
AF 4201 MAINTENANCE WORKER	1	1	1	26,748	26,748	38,002
AF 4320 SMALL EQUIPMENT MECHANIC	1	1	1	31,615	31,615	38,772
TOTAL PERSONNEL 6171 PR-VIEUX CHENES GOLF COURSE	9	9	9	301,625	301,625	367,063
AF 3002 GOLF SHOP ATTENDANT	2	2	2	50,943	50,943	64,338
AF 3004 GOLF COURSE SUPERINTENDENT	1	1	1	69,529	69,529	73,876
AF 4012 LABORER II	3	3	3	77,263	77,263	99,577
AF 4018 LABOR FOREMAN III	1	1	1	43,394	43,394	48,552
AF 4102 EQUIPMENT OPERATOR II	9	9	9	260,999	260,999	338,382
AF 4320 SMALL EQUIPMENT MECHANIC	1	1	1	31,615	31,615	38,772
TOTAL PERSONNEL 6172 PR-WETLANDS GOLF COURSE	17	17	17	533,743	533,743	663,497
COMMUNITY DEVELOPMENT & PLANNING	79	79	80	3,857,190	3,857,190	4,220,485
CP-PLANNING	9	9	9	458,102	458,102	507,567
AF 1033 SECRETARY II	1	1	1	32,082	32,082	37,781
AF 6114 DEVEL/PLAN MANAGER	1	1	1	67,517	67,517	71,636
AF 6115 PLANNER I	2	2	2	89,834	89,834	99,610
AF 6120 PLANNER II	5	5	5	268,669	268,669	298,540
TOTAL PERSONNEL 5901 CP-PLANNING	9	9	9	458,102	458,102	507,567
CP-DEVELOPMENT	9	9	10	488,439	488,439	579,329
AF 1033 SECRETARY II	1	1	1	37,701	37,701	42,973
AF 6114 DEVEL/PLAN MANAGER	1	1	1	64,759	64,759	68,878
AF 6115 PLANNER I	0	0	1	0	0	54,725
AF 6120 PLANNER II	7	7	7	385,979	385,979	412,753
TOTAL PERSONNEL 9010 CP-DEVELOPMENT	9	9	10	488,439	488,439	579,329
CP-CODES	17	17	17	955,857	955,857	1,020,338
AF 6140 PLANS REVIEWER	2	2	2	100,336	100,336	110,174
AF 6145 CHIEF CONSTRUCTION INSPECTOR	4	4	4	270,635	270,635	281,998
AF 6150 BUILDING OFFICIAL	1	1	1	93,866	93,866	89,295
AF 6151 CONSTRUCTION INSPECTOR I	7	7	7	323,426	323,426	357,737
AF 6152 CONSTRUCTION INSPECTOR II	2	2	2	106,038	106,038	115,231
AF 6153 CONSTRUCTION INSPECTOR III	1	1	1	61,556	61,556	65,903
TOTAL PERSONNEL 9020 CP-CODES	17	17	17	955,857	955,857	1,020,338

* PART TIME POSITION

**LAFAYETTE CONSOLIDATED GOVERNMENT
2024 - 2025 ADOPTED BUDGET
MANNING TABLE BY DEPARTMENT**

	PERSONNEL			CUR BUDGET FY 23-24	PROJECTED FY 23-24	ADOPTED FY 24-25
	CUR	PROJ	ADP			
CP-COMPLIANCE	6	6	6	224,034	224,034	256,315
AF 1012 CLERK III	2	2	2	63,937	63,937	75,335
AF 6132 COMPLIANCE INSPECTOR	3	3	3	100,692	100,692	117,228
AF 6134 COMPLIANCE MANAGER	1	1	1	59,405	59,405	63,752
TOTAL PERSONNEL 9030 CP-COMPLIANCE	6	6	6	224,034	224,034	256,315
CP-ALCOHOL & NOISE CONTROL	6	6	6	222,711	222,711	255,845
AF 1012 CLERK III	2	2	2	65,836	65,836	77,234
AF 1021 CLERK TYPIST	1	1	1	30,229	30,229	36,407
AF 1033 SECRETARY II	1	1	1	30,622	30,622	36,321
AF 1529 ALCOHOL & NOISE CONT MGR	1	1	1	59,700	59,700	64,047
AF 1530 ANC EDUCATION COORDINATOR	1	1	1	36,324	36,324	41,836
TOTAL PERSONNEL 9035 CP-ALCOHOL & NOISE CONTROL	6	6	6	222,711	222,711	255,845
CP-PERMITTING	7	7	7	297,362	297,362	338,011
AF 1303 ACCOUNTING SPECIALIST	1	1	1	38,560	38,560	44,783
AF 6138 PERMIT CLERK	5	5	5	189,759	189,759	220,067
AF 6139 PERMIT MANAGER	1	1	1	69,043	69,043	73,161
TOTAL PERSONNEL 9040 CP-PERMITTING	7	7	7	297,362	297,362	338,011
CP-GRANTS ADMINISTRATION	16	16	16	719,252	719,252	755,615
AF 4207 CARPENTER I	2	2	2	75,331	75,331	75,331
AF 4208 CARPENTER II	1	1	1	44,270	44,270	44,284
AF 4210 PAINTER I	1	1	1	35,054	35,054	35,054
AF 4211 PAINTER II	1	1	1	40,740	40,740	40,740
AF 6350 HOUSING REHAB SPECIALIST	1	1	1	66,216	66,216	66,216
TOTAL PERSONNEL 8132 CP-HSG-REHAB	6	6	6	261,611	261,611	261,625
AF 6421 NEIGHBOR PRIDE COORD	1	1	1	38,888	38,888	38,888
TOTAL PERSONNEL 8157 CP-SFP-NEIGHBORHOOD PRIDE PROG	1	1	1	38,888	38,888	38,888
AF 6120 PLANNER II	0	0	1	0	0	47,206
AF 6230 COMM DEVEL PROG SPEC	0	0	1	0	0	43,785
AF 6233 GRANTS COORDINATOR	0	0	1	0	0	40,311
AF 6429 COMM DEVEL LOAN SPECIALIST	1	1	1	44,271	44,271	44,271
AF 6431 COMM DEVEL LOAN OFFICER	1	1	1	50,029	50,029	50,029
TOTAL PERSONNEL 8163 CP-GBR-PLANNING	2	2	5	94,300	94,300	225,602
AF 6120 PLANNER II	1	1	0	47,206	47,206	0
AF 6230 COMM DEVEL PROG SPEC	1	1	0	35,515	35,515	0
AF 6233 GRANTS COORDINATOR	4	4	3	166,371	166,371	150,250
AF 6370 COMM DEVELOP GRANTS MANAGER	1	1	1	75,361	75,361	79,250
TOTAL PERSONNEL 8166 CP-GRANTS ADMINISTRATION	7	7	4	324,453	324,453	229,500
CP-HUMAN SERVICES	5	5	5	210,462	210,462	214,580
AF 1032 SECRETARY I	1	1	1	30,428	30,428	30,428
AF 6420 HOUSING COUNSELOR	2	2	2	68,899	68,899	68,899
AF 6425 HOUSING COUNSELING COORDINATOR	1	1	1	43,790	43,790	43,790

* PART TIME POSITION

**LAFAYETTE CONSOLIDATED GOVERNMENT
2024 - 2025 ADOPTED BUDGET
MANNING TABLE BY DEPARTMENT**

	PERSONNEL			CUR BUDGET FY 23-24	PROJECTED FY 23-24	ADOPTED FY 24-25
	CUR	PROJ	ADP			
AF 6440 HUMAN SERVICES MANAGER	1	1	1	67,345	67,345	71,463
TOTAL PERSONNEL 8120 CP-HS-COUNSELING SERVICES	5	5	5	210,462	210,462	214,580
CP-DIRECTOR'S OFFICE	4	4	4	280,971	280,971	292,885
AF 1002 DIRECTORS EXEC SECRETARY	1	1	1	40,445	40,445	45,479
AF 1060 FLOOD PLAIN ADMINISTRATOR	1	1	1	51,784	51,784	56,639
AF 1319 BUDGET ANALYST	1	1	1	57,297	57,297	59,322
AU 9013 DEPARTMENT DIRECTOR	1	1	1	131,445	131,445	131,445
TOTAL PERSONNEL 9041 CP-DO-DIRECTOR'S OFFICE	4	4	4	280,971	280,971	292,885
OTHER BUDGETARY UNITS	160	160	160	6,518,889	6,518,889	7,400,657
OTH-MUNICIPAL CIVIL SERVICE	6	6	6	383,458	383,458	410,726
AF 1016 PERS/RECORDS MGMT CLERK	2	2	2	77,801	77,801	89,200
AF 1417 CIVIL SERVICE BUSINESS PARTNER	3	3	3	193,785	193,785	206,139
AF 1421 CIVIL SERVICE DIRECTOR	1	1	1	111,872	111,872	115,387
TOTAL PERSONNEL 9100 OTH-MUNICIPAL CIVIL SERVICE	6	6	6	383,458	383,458	410,726
OTH-POLICE & FIRE CIVIL SERV	1	1	1	34,760	34,760	37,520
AU 1032 SECRETARY I	1	1	1	34,760	34,760	37,520
TOTAL PERSONNEL 9110 OTH-POLICE & FIRE CIVIL SERV	1	1	1	34,760	34,760	37,520
OTH-HEALTH UNIT	10	10	10	570,585	570,585	619,721
AF 1012 CLERK III	4	4	4	127,934	127,934	161,428
AF 1406 REGISTERED NURSE	5	5	5	395,049	395,049	405,511
AF 1409 REGISTERED NURSE'S ASST	1	1	1	47,602	47,602	52,782
TOTAL PERSONNEL 9120 OTH-HEALTH UNIT	10	10	10	570,585	570,585	619,721
OTH-LIBRARY	143	143	143	5,530,086	5,530,086	6,332,690
AF 1002 DIRECTORS EXEC SECRETARY	1	1	1	46,404	46,404	46,630
AF 1011 CLERK II	1	1	1	29,419	29,419	35,826
AF 1040 ADMINISTRATIVE ASSISTANT	1	1	1	46,252	46,252	51,286
AF 1123 SYSTEMS SUPPORT SPEC	1	1	1	60,614	60,614	65,190
AF 1132 LIBRARY TECH SVCS SUPERVISOR	1	1	1	58,429	58,429	62,673
AF 1141 LIBRARY INFOR SVCS & TECH MGR	1	1	1	74,790	74,790	78,742
AF 1302 ACCOUNTING CLERK	1	1	1	30,233	30,233	36,119
AF 1303 ACCOUNTING SPECIALIST	1	1	1	35,409	35,409	40,963
AF 1319 BUDGET ANALYST	1	1	1	46,635	46,635	51,295
AF 1801 LIBRARY TECH ASST I	21	21	21	486,884	486,884	642,940
* AL 1801 LIBRARY TECH ASST I	4	4	4	46,028	46,028	61,853
AF 1802 LIBRARY TECH ASST II	3	3	3	85,050	85,050	103,209
AF 1803 LIBRARY TECH ASST III	9	9	9	289,403	289,403	339,123
AF 1810 LIBRARY ASSOCIATE I	41	41	41	1,399,940	1,399,940	1,649,230
* AL 1810 LIBRARY ASSOCIATE I	5	5	5	90,324	90,324	108,132
AF 1811 LIBRARY ASSOCIATE II	3	3	3	110,000	110,000	125,726
AF 1812 LIBRARY ASSOCIATE III	5	5	5	218,475	218,475	243,538
AF 1820 LIBRARIAN I	10	10	11	460,127	460,127	564,470

* PART TIME POSITION

**LAFAYETTE CONSOLIDATED GOVERNMENT
2024 - 2025 ADOPTED BUDGET
MANNING TABLE BY DEPARTMENT**

	PERSONNEL			CUR BUDGET	PROJECTED	ADOPTED
	<u>CUR</u>	<u>PROJ</u>	<u>ADP</u>	<u>FY 23-24</u>	<u>FY 23-24</u>	<u>FY 24-25</u>
AF 1821 LIBRARIAN II	13	13	13	669,346	669,346	739,507
AF 1822 LIBRARIAN III	6	6	5	362,505	362,505	327,840
AF 1825 LIBRARY OPERATIONS MANAGER	1	1	1	78,499	78,499	82,368
AF 1830 LIBRARY COMM RELATIONS COORD	1	1	1	52,268	52,268	57,052
AF 1831 LIBRARY COMM RELATIONS SPEC	2	2	2	75,211	75,211	93,004
AF 1832 REGIONAL LIBRARY BRANCH MGR	3	3	3	212,839	212,839	224,946
AF 1833 REGIONAL LIBRARY MANAGER	2	2	2	137,611	137,611	145,348
AF 1834 LIBRARY ADMINISTRATOR	1	1	1	83,233	83,233	88,400
AF 4201 MAINTENANCE WORKER	1	1	1	30,742	30,742	36,961
AF 4225 MAINTENANCE SUPERVISOR	1	1	1	53,331	53,331	61,194
AF 4230 BUILDING SUPERINTENDENT	1	1	1	34,791	34,791	39,125
AU 9919 DEPARTMENT DIRECTOR	1	1	1	125,294	125,294	130,000
TOTAL PERSONNEL 9200 OTH-LIBRARY	143	143	143	5,530,086	5,530,086	6,332,690
UTILITIES DEPARTMENT	462	462	467	25,414,033	25,414,033	28,025,315
UT-DIRECTOR'S OFFICE	2	2	2	330,569	330,569	334,562
AF 1002 DIRECTORS EXEC SECRETARY	1	1	1	52,001	52,001	55,994
AU 9013 DEPARTMENT DIRECTOR	1	1	1	278,568	278,568	278,568
TOTAL PERSONNEL 7000 UT-DIRECTOR'S OFFICE	2	2	2	330,569	330,569	334,562
UT-SUPPORT SERVICES	28	28	30	1,287,923	1,287,923	1,554,248
AF 1033 SECRETARY II	1	1	1	32,742	32,742	38,441
AF 1322 RATE ANALYST	1	1	1	60,437	60,437	65,416
AF 1350 FINANCIAL ANALYST	1	1	1	53,344	53,344	57,733
AF 1352 REVENUE ASSURANCE ANALYST	1	1	1	57,347	57,347	61,736
AF 5029 PUBLIC INFORMATION SPECIALIST	1	1	1	43,493	43,493	48,381
AF 5042 CHIEF UTILITIES SYSTEM ANALYST	1	1	1	81,785	81,785	85,508
AF 5043 BUSINESS & MKT ANALYST	1	1	1	54,538	54,538	58,926
AF 5046 CUSTOMER & SUPP SERV MGR	1	1	1	115,884	115,884	119,046
TOTAL PERSONNEL 7001 UT-SS-ADMINISTRATION/SUPPORT	8	8	8	499,570	499,570	535,187
AF 1016 PERS/RECORDS MGMT CLERK	1	1	1	35,000	35,000	40,699
AF 1415 EMPLOYEE DEVEL COORD	1	1	2	51,003	51,003	115,900
AF 1425 SAFETY AND EMPLOYEE DEVELOPMENT SUPERVISOR	0	0	1	0	0	73,341
TOTAL PERSONNEL 7005 UT-SS-SAFETY & EMP DEVELOPMENT	2	2	4	86,003	86,003	229,940
AF 1012 CLERK III	2	2	2	65,505	65,505	76,903
AF 1320 COLLECTION AGENT	1	1	0	39,338	39,338	0
AF 1321 COLLECTION SPECIALIST	0	0	1	0	0	44,891
AF 2040 CIVIL ENGINEERING AIDE III	1	1	1	39,933	39,933	45,195
AF 4018 LABOR FOREMAN III	1	1	1	44,830	44,830	49,988
AF 5002 METER READER II	3	3	3	105,027	105,027	119,964
AF 5003 SENIOR METER READER	3	3	3	117,416	117,416	133,889
AF 5005 METER READER SUPERVISOR	1	1	1	80,106	80,106	69,546
AF 5110 WATER METER TECHNICIAN	4	4	4	120,420	120,420	149,090
AF 9713 ELEC ENGINEERING AIDE III	1	1	1	45,338	45,338	50,330
TOTAL PERSONNEL 7006 UT-SS-METER SERVICES	17	17	17	657,913	657,913	739,796
AF 5048 UTILITY CONSERVATION SPEC	1	1	1	44,437	44,437	49,325
TOTAL PERSONNEL 7007 UT-SS-UTILITY CONSERVATION	1	1	1	44,437	44,437	49,325

* PART TIME POSITION

**LAFAYETTE CONSOLIDATED GOVERNMENT
2024 - 2025 ADOPTED BUDGET
MANNING TABLE BY DEPARTMENT**

	PERSONNEL			CUR BUDGET FY 23-24	PROJECTED FY 23-24	ADOPTED FY 24-25
	CUR	PROJ	ADP			
UT-CUSTOMER SERVICE	33	33	33	1,253,965	1,253,965	1,450,951
AF 1012 CLERK III	1	1	1	32,742	32,742	38,441
AF 1320 COLLECTION AGENT	3	3	0	124,116	124,116	0
AF 1321 COLLECTION SPECIALIST	0	0	4	0	0	182,142
AF 1333 CUSTOMER SERV FLOOR LEADER	2	2	2	88,874	88,874	98,650
AF 1334 CUSTOMER SERVICE SUPV	3	3	3	187,715	187,715	200,633
AF 1336 CASHIER	7	7	7	174,497	174,497	220,437
AF 1338 CUSTOMER SERVICE REP II	1	1	0	32,847	32,847	0
AF 1339 UTILITIES CUSTOMER SERVICE REP	15	15	15	509,123	509,123	603,310
AF 5008 CUST & METER SVCS ADMIN	1	1	1	104,051	104,051	107,338
TOTAL PERSONNEL 7011 UT-CUSTOMER SERVICE	33	33	33	1,253,965	1,253,965	1,450,951
UT-ENVIRONMENTAL COMPLIANCE	18	18	18	988,674	988,674	1,071,505
AF 1012 CLERK III	1	1	1	34,901	34,901	40,600
AF 4033 ENVIRON COMPLIANCE MGR	1	1	1	95,293	95,293	99,100
AF 4034 ENVIRON COMPLIANCE SUPV	2	2	2	132,139	132,139	140,209
AF 5025 LABORATORY TECHNICIAN	4	4	4	188,953	188,953	210,639
AF 5027 CHEMIST	2	2	2	122,336	122,336	130,906
AF 5033 REGULATORY COMP SPECIALIST	6	6	6	300,186	300,186	326,616
AF 5034 REGULATORY COMP OFFICER	2	2	2	114,866	114,866	123,435
TOTAL PERSONNEL 7015 UT-ENVIRONMENTAL COMPLIANCE	18	18	18	988,674	988,674	1,071,505
UT-POWER PRODUCTION	35	35	35	2,229,474	2,229,474	2,373,348
AF 1012 CLERK III	1	1	1	34,721	34,721	40,421
AF 1224 WAREHOUSE WORKER	1	1	1	29,220	29,220	37,877
AF 2004 ELEC ENGINEERING AIDE SPEC I	1	1	1	54,003	54,003	58,475
AF 2005 ELEC ENGINEERING AIDE SPEC II	2	2	2	140,225	140,225	148,421
AF 2011 ELECTRICAL ENGINEER II	1	1	1	81,588	81,588	85,478
AF 2041 MECHANICAL ENGINEER I	1	1	1	55,321	55,321	59,627
AF 2042 MECHANICAL ENGINEER II	1	1	1	71,955	71,955	75,844
AF 5016 ICE TECHNICIAN	2	2	2	127,374	127,374	144,058
AF 5022 POWER PLANT MAINT FOREMAN	2	2	2	171,385	171,385	179,081
AF 5024 POWER PLANT MAINT SUPV	1	1	1	89,647	89,647	93,246
AF 5305 POWER PLANT TECHNICIAN	12	12	12	608,489	608,489	646,160
AF 5307 POWER PLANT MILLWRIGHT	2	2	2	116,010	116,010	125,078
AF 5330 POWER PLANT OPER SUPV	1	1	1	115,431	115,431	118,592
AF 5332 POWER PLANT SUPT	1	1	1	128,385	128,385	131,359
AF 5333 POWER PLT OPERATIONS SHIFT SUP	3	3	3	229,311	229,311	239,910
AF 5336 POWER PLANT CONTROL SYS TECH	2	2	2	136,626	136,626	144,946
AF 9713 ELEC ENGINEERING AIDE III	1	1	1	39,783	39,783	44,775
TOTAL PERSONNEL 7020 UT-POWER PRODUCTION	35	35	35	2,229,474	2,229,474	2,373,348
UT-ELECTRIC OPERATIONS	97	97	97	6,547,848	6,547,848	6,982,668
AF 1033 SECRETARY II	1	1	1	33,946	33,946	39,645
AF 5045 ELECTRIC OPERATIONS MGR	1	1	1	138,840	138,840	141,648
TOTAL PERSONNEL 7030 UT-EO-ADMINISTRATION/MGMT	2	2	2	172,786	172,786	181,293
AF 1012 CLERK III	1	1	1	36,248	36,248	41,947

* PART TIME POSITION

**LAFAYETTE CONSOLIDATED GOVERNMENT
2024 - 2025 ADOPTED BUDGET
MANNING TABLE BY DEPARTMENT**

	PERSONNEL			CUR BUDGET FY 23-24	PROJECTED FY 23-24	ADOPTED FY 24-25
	CUR	PROJ	ADP			
AF 2004 ELEC ENGINEERING AIDE SPEC I	1	1	1	56,434	56,434	60,906
AF 2005 ELEC ENGINEERING AIDE SPEC II	1	1	1	67,718	67,718	71,816
AF 4415 TREE TRIMMING SUPERVISOR	1	1	1	62,032	62,032	66,567
AF 5361 LINEMAN I	6	6	6	231,986	231,986	267,948
AF 5362 LINEMAN II	10	10	10	570,791	570,791	617,847
AF 5363 LINEMAN III	11	11	11	877,985	877,985	919,280
AF 5369 LINE TROUBLE SHOOTER	6	6	6	558,917	558,917	580,868
AF 5370 LINEMAN FOREMAN	5	5	5	489,347	489,347	507,340
AF 5381 TRANS & DIST OPER SUPV	1	1	1	117,020	117,020	120,181
AF 5386 TRANS & DIST FOREMAN	3	3	3	321,757	321,757	331,802
TOTAL PERSONNEL 7032 UT-EO-TRANSMISSION/DISTRBTN	46	46	46	3,390,235	3,390,235	3,586,502
AF 1127 SYSTEMS SECURITY SPECIALIST	1	1	1	70,921	70,921	74,873
AF 2010 ELECTRICAL ENGINEER I	1	1	2	72,211	72,211	144,075
AF 2011 ELECTRICAL ENGINEER II	2	2	1	165,475	165,475	96,327
AF 2012 ELECTRICAL ENGINEER III	3	3	3	299,955	299,955	310,127
AF 4410 SR ELEC DISTRIBUTION DISPATCH	1	1	1	62,006	62,006	67,105
AF 4414 ELECTRIC DISTRIBUTION DISPATCH	5	5	5	222,738	222,738	260,136
AF 5376 SUBSTATION & COMM TECH	2	2	2	131,828	131,828	140,506
AF 5380 OPERATIONS CENTER SUPERVISOR	1	1	1	98,800	98,800	102,149
AF 5384 ECS OPERATOR	5	5	5	294,709	294,709	319,994
AF 5387 ENERGY CON/SUB/METER SUPV	1	1	1	116,216	116,216	119,378
TOTAL PERSONNEL 7033 UT-EO-ENERGY CONTROL	22	22	22	1,534,859	1,534,859	1,634,670
AF 5371 SUBSTATION & COMM SUPV	1	1	1	101,654	101,654	105,003
AF 5372 SUBSTATION & COMM FOREMAN	2	2	2	157,358	157,358	165,054
AF 5376 SUBSTATION & COMM TECH	4	4	4	250,238	250,238	260,235
TOTAL PERSONNEL 7034 UT-EO-SUBSTATION/COMMUNICATION	7	7	7	509,250	509,250	530,292
AF 1219 FACILITIES SUPERVISOR	1	1	1	67,549	67,549	67,704
AF 1222 WAREHOUSE FOREMAN	1	1	1	45,445	45,445	50,170
AF 1224 WAREHOUSE WORKER	4	4	4	110,526	110,526	134,229
AF 1302 ACCOUNTING CLERK	1	1	1	31,803	31,803	40,997
AF 4015 LABOR FOREMAN II	1	1	1	39,312	39,312	45,157
AF 4230 BUILDING SUPERINTENDENT	1	1	1	36,598	36,598	42,443
AF 4440 SECURITY GUARD	1	1	1	26,766	26,766	34,612
AF 4500 JANITOR	2	2	2	45,447	45,447	59,674
TOTAL PERSONNEL 7035 UT-EO-FACILITIES MANAGEMENT	12	12	12	403,446	403,446	474,986
AF 5372 SUBSTATION & COMM FOREMAN	1	1	1	78,317	78,317	82,618
AF 5376 SUBSTATION & COMM TECH	1	1	1	53,699	53,699	59,738
TOTAL PERSONNEL 7036 UT-EO-DISTRIBUTION TRANSFORMERS	2	2	2	132,016	132,016	142,356
AF 5378 ELECTRIC METER TECHNICIAN	5	5	5	320,392	320,392	344,106
AF 5379 ELECTRIC METER SUPERVISOR	1	1	1	84,864	84,864	88,463
TOTAL PERSONNEL 7037 UT-EO-ELECTRIC METERS	6	6	6	405,256	405,256	432,569
UT-WATER OPERATIONS	71	71	73	2,950,865	2,950,865	3,482,189
AF 1033 SECRETARY II	1	1	1	35,283	35,283	40,982
AF 4104 EQUIPMENT OPERATOR IV	1	1	1	36,140	36,140	41,610
AF 4216 WELDER II	1	1	1	49,241	49,241	54,087
AF 5015 PLANT INSTRUMENT MECH II	4	4	4	198,577	198,577	216,230
AF 5019 PLANT MAINTENANCE MECH II	3	3	3	118,761	118,761	134,236
AF 5102 WATER PLANT OPERATOR	14	14	14	603,148	603,148	694,823

* PART TIME POSITION

**LAFAYETTE CONSOLIDATED GOVERNMENT
2024 - 2025 ADOPTED BUDGET
MANNING TABLE BY DEPARTMENT**

	PERSONNEL			CUR BUDGET FY 23-24	PROJECTED FY 23-24	ADOPTED FY 24-25
	CUR	PROJ	ADP			
AF 5212 WATER/WW PLT OPER SUPV	1	1	1	70,563	70,563	74,599
AF 5222 WATER OPERATIONS MANAGER	1	1	1	120,602	120,602	123,868
AF 5334 WATER PLT MAINTENANCE FOREMAN	1	1	1	64,951	64,951	69,236
TOTAL PERSONNEL 7040 UT-WTR-PRODUCTION/ADMIN	27	27	27	1,297,266	1,297,266	1,449,671
AF 1012 CLERK III	1	1	1	33,945	33,945	39,644
AF 2036 CIVIL ENGINEER AIDE SPEC I	1	1	1	47,533	47,533	52,296
AF 2040 CIVIL ENGINEERING AIDE III	2	2	2	80,336	80,336	93,903
AF 4013 LABOR FOREMAN I	2	2	2	55,361	55,361	67,800
AF 4018 LABOR FOREMAN III	9	9	9	398,122	398,122	439,252
AF 4102 EQUIPMENT OPERATOR II	2	2	2	51,634	51,634	76,004
AF 4104 EQUIPMENT OPERATOR IV	9	9	9	346,887	346,887	398,183
AF 5013 UTILITY REPAIRMAN	13	13	13	340,808	340,808	428,320
AF 5044 WATER/WASTEWATER SUPV	2	2	3	109,824	109,824	186,616
AF 5135 WATER DIST SUPN	1	1	1	80,621	80,621	84,428
AF 5214 WATER/WW TROUBLE SHOOTER	2	2	3	108,528	108,528	166,072
TOTAL PERSONNEL 7045 UT-WTR-DISTRIBUTION	44	44	46	1,653,599	1,653,599	2,032,518
UT-WASTEWATER OPERATIONS	97	97	98	4,313,499	4,313,499	4,888,581
AF 1012 CLERK III	1	1	1	36,248	36,248	41,947
AF 4104 EQUIPMENT OPERATOR IV	3	3	3	116,564	116,564	132,977
AF 4216 WELDER II	1	1	1	58,241	58,241	63,087
AF 5012 WASTEWATER MAINT SUPV	1	1	1	67,006	67,006	71,042
AF 5015 PLANT INSTRUMENT MECH II	6	6	6	296,266	296,266	322,149
AF 5019 PLANT MAINTENANCE MECH II	15	15	15	648,709	648,709	746,206
AF 5103 CHIEF OPERATOR (WATER/WW)	3	3	3	160,284	160,284	174,096
AF 5211 WASTEWATER PLANT OPERATOR	28	28	29	1,193,842	1,193,842	1,389,477
AF 5212 WATER/WW PLT OPER SUPV	1	1	1	70,563	70,563	74,599
AF 5221 WATER/WASTEWATER OPS MANAGER	1	1	1	131,787	131,787	135,053
TOTAL PERSONNEL 7060 UT-WW-TREATMENT/ADMINISTRATION	60	60	61	2,779,510	2,779,510	3,150,633
AF 1012 CLERK III	1	1	1	32,918	32,918	38,617
AF 2040 CIVIL ENGINEERING AIDE III	1	1	1	40,052	40,052	45,314
AF 4018 LABOR FOREMAN III	6	6	6	273,938	273,938	304,770
AF 4102 EQUIPMENT OPERATOR II	5	5	5	147,996	147,996	177,634
AF 4104 EQUIPMENT OPERATOR IV	9	9	9	359,384	359,384	408,782
AF 5013 UTILITY REPAIRMAN	7	7	7	187,109	187,109	234,193
AF 5044 WATER/WASTEWATER SUPV	3	3	3	194,642	194,642	207,496
AF 5214 WATER/WW TROUBLE SHOOTER	4	4	4	202,091	202,091	221,477
AF 5220 WASTEWATER COLL SUPN	1	1	1	95,859	95,859	99,665
TOTAL PERSONNEL 7065 UT-WW-COLLECTION	37	37	37	1,533,989	1,533,989	1,737,948
UT-ENGINEERING	81	81	81	5,511,216	5,511,216	5,887,263
AF 2018 CHIEF CIVIL ENGINEER	1	1	1	116,222	116,222	119,654
AF 2035 CIVIL ENGINEER III	5	5	5	461,334	461,334	480,023
AF 2036 CIVIL ENGINEER AIDE SPEC I	7	7	7	332,359	332,359	365,761
AF 2037 CIVIL ENGINEER AIDE SPEC II	2	2	2	128,186	128,186	136,672
AF 2040 CIVIL ENGINEERING AIDE III	2	2	2	79,537	79,537	90,840
TOTAL PERSONNEL 7080 UT-ENG-CIVIL	17	17	17	1,117,638	1,117,638	1,192,950
AF 1014 RECORDS MGMT SUPV	1	1	1	45,180	45,180	50,651
AF 1016 PERS/RECORDS MGMT CLERK	2	2	2	61,330	61,330	72,728

* PART TIME POSITION

**LAFAYETTE CONSOLIDATED GOVERNMENT
2024 - 2025 ADOPTED BUDGET
MANNING TABLE BY DEPARTMENT**

	PERSONNEL			CUR BUDGET FY 23-24	PROJECTED FY 23-24	ADOPTED FY 24-25
	CUR	PROJ	ADP			
AF 1021 CLERK TYPIST	1	1	1	31,445	31,445	37,051
AF 1033 SECRETARY II	1	1	1	35,496	35,496	38,441
AF 2000 ELEC DIST ENG COORDINATOR	1	1	0	76,036	76,036	0
AF 2004 ELEC ENGINEERING AIDE SPEC I	1	1	0	51,021	51,021	0
AF 2005 ELEC ENGINEERING AIDE SPEC II	3	3	1	204,653	204,653	74,546
AF 2013 ENG & POWER SUPPLY MANAGER	1	1	1	140,122	140,122	142,930
AF 2014 UTILITIES RESOURCES ANALYST	0	0	1	0	0	70,310
TOTAL PERSONNEL 7081 UT-ENG-ADMINISTRATION	11	11	8	645,283	645,283	486,657
AF 2000 ELEC DIST ENG COORDINATOR	1	1	2	76,036	76,036	159,852
AF 2004 ELEC ENGINEERING AIDE SPEC I	0	0	1	0	0	63,440
AF 2005 ELEC ENGINEERING AIDE SPEC II	3	3	5	191,410	191,410	339,643
AF 2012 ELECTRICAL ENGINEER III	2	2	2	200,597	200,597	207,379
AF 2014 UTILITIES RESOURCES ANALYST	1	1	0	66,150	66,150	0
AF 2019 UTILITY MARKETING SUPV	1	1	1	110,331	110,331	113,860
AF 9713 ELEC ENGINEERING AIDE III	1	1	1	43,856	43,856	52,832
TOTAL PERSONNEL 7082 UT-ENG-UTILITIES DISTRIBUTION	9	9	12	688,380	688,380	937,006
AF 2005 ELEC ENGINEERING AIDE SPEC II	1	1	1	65,106	65,106	69,204
AF 2010 ELECTRICAL ENGINEER I	1	1	1	55,372	55,372	59,678
AF 2011 ELECTRICAL ENGINEER II	3	3	1	232,396	232,396	84,790
AF 2012 ELECTRICAL ENGINEER III	2	2	4	194,933	194,933	399,264
AF 2017 CHIEF ELECTRICAL ENGINEER	1	1	1	115,304	115,304	118,548
AF 2050 RIGHT-OF-WAY AGENT	1	1	1	41,896	41,896	46,742
TOTAL PERSONNEL 7084 UT-ENG-ELEC SYS CONSTRUCTION	9	9	9	705,007	705,007	778,226
AF 5033 REGULATORY COMP SPECIALIST	2	2	2	106,092	106,092	112,554
AF 5388 ELEC REL & ENVIRON COMP ADMIN	1	1	1	87,979	87,979	91,577
AF 5389 ELEC REL COMPLIANCE ANALYST	1	1	1	71,842	71,842	76,002
TOTAL PERSONNEL 7085 UT-ENG-ENVIROMENTAL COMPLIANCE	4	4	4	265,913	265,913	280,133
AF 1122 PROGRAMMER ANALYST	3	3	3	173,373	173,373	186,103
AF 1124 SR SYSTEMS SUPPORT SPEC	1	1	1	74,589	74,589	78,541
AF 1125 APPLICATION SUPPORT SPEC	3	3	3	159,487	159,487	159,795
AF 1129 DATABASE ADMINISTRATOR	1	1	1	72,385	72,385	76,337
AF 1131 CUSTOMER INFO SYS ADMIN	3	3	3	227,969	227,969	239,825
AF 2004 ELEC ENGINEERING AIDE SPEC I	2	2	2	112,670	112,670	121,614
AF 2005 ELEC ENGINEERING AIDE SPEC II	5	5	5	340,190	340,190	360,679
AF 2011 ELECTRICAL ENGINEER II	3	3	3	224,811	224,811	236,478
AF 2012 ELECTRICAL ENGINEER III	2	2	2	208,996	208,996	215,778
AF 2022 SYSTEMS ENG SVCS COORD	1	1	1	72,496	72,496	76,344
AF 2025 UTILITIES SOFTWARE COORDINATOR	1	1	1	106,135	106,135	109,484
AF 5413 NETWORK ENGINEER & OPS SUPV	1	1	1	115,871	115,871	119,053
AF 9712 ELEC ENGINEERING AIDE II	1	1	1	34,476	34,476	44,284
AF 9713 ELEC ENGINEERING AIDE III	4	4	4	165,547	165,547	187,976
TOTAL PERSONNEL 7086 UT-ENG-NETWORK ENGINEERING	31	31	31	2,088,995	2,088,995	2,212,291
COMMUNICATIONS SYSTEM	85	85	90	4,729,241	4,729,241	5,397,660
CMN-ADMINISTRATION & SUPPORT	2	2	2	197,178	197,178	204,405
AF 1002 DIRECTORS EXEC SECRETARY	1	1	1	41,117	41,117	48,344
AU 9013 DEPARTMENT DIRECTOR	1	1	1	156,061	156,061	156,061
TOTAL PERSONNEL 3700 CMN-ADMINISTRATION & SUPPORT	2	2	2	197,178	197,178	204,405

* PART TIME POSITION

**LAFAYETTE CONSOLIDATED GOVERNMENT
2024 - 2025 ADOPTED BUDGET
MANNING TABLE BY DEPARTMENT**

	PERSONNEL			CUR BUDGET FY 23-24	PROJECTED FY 23-24	ADOPTED FY 24-25
	CUR	PROJ	ADP			
CMN-OPERATIONS	22	22	24	1,230,744	1,230,744	1,463,936
AF 2004 ELEC ENGINEERING AIDE SPEC I	3	3	3	163,319	163,319	176,735
AF 2005 ELEC ENGINEERING AIDE SPEC II	1	1	1	67,417	67,417	71,514
AF 5373 FIBER OPTICS FOREMAN	2	2	2	134,954	134,954	137,117
AF 5374 FIBER OPTICS TECHNICIAN	7	7	7	380,813	380,813	406,920
AF 5406 COMM FIELD OPERATION SUPV	1	1	1	91,950	91,950	130,229
AF 5407 COMM INSTALLATION TECH	6	6	7	302,058	302,058	386,821
AF 9713 ELEC ENGINEERING AIDE III	2	2	3	90,233	90,233	154,600
TOTAL PERSONNEL 3750 CMN-OPERATIONS	22	22	24	1,230,744	1,230,744	1,463,936
CMN-WAREHOUSE	4	4	4	162,934	162,934	181,191
AF 1219 FACILITIES SUPERVISOR	1	1	1	65,240	65,240	69,545
AF 1222 WAREHOUSE FOREMAN	1	1	1	40,431	40,431	45,589
AF 1224 WAREHOUSE WORKER	2	2	2	57,263	57,263	66,057
TOTAL PERSONNEL 3760 CMN-WAREHOUSE	4	4	4	162,934	162,934	181,191
CMN-BUSINESS SUPPORT SERVICES	24	24	30	1,134,187	1,134,187	1,604,204
AF 1011 CLERK II	1	1	1	25,689	25,689	32,095
AF 1350 FINANCIAL ANALYST	1	1	1	63,270	63,270	65,416
AF 1352 REVENUE ASSURANCE ANALYST	0	0	1	0	0	65,416
AF 5029 PUBLIC INFORMATION SPECIALIST	1	1	1	49,146	49,146	54,725
AF 5408 COMM SUPPORT SERVICES ADMIN	1	1	1	91,950	91,950	117,645
AF 5409 COMM SALES/MKTG ANALYST	2	2	2	133,181	133,181	141,418
AF 5410 COMM REG/CON/RATE ANALYST	2	2	2	144,596	144,596	161,979
AF 5411 COMM CUSTOMER SERVICE REP	1	1	0	36,900	36,900	0
AF 5417 COMMUNICATION BUSINESS AIDE II	1	1	1	36,900	36,900	43,452
AF 5418 COMMUNICATION BUS AIDE III	1	1	1	45,834	45,834	50,888
TOTAL PERSONNEL 3790 CMN-BUSINESS SUPPORT SERVICES	11	11	11	627,466	627,466	733,034
AF 1320 COLLECTION AGENT	0	0	1	0	0	41,579
AF 1334 CUSTOMER SERVICE SUPV	1	1	2	63,123	63,123	135,950
AF 5411 COMM CUSTOMER SERVICE REP	11	11	14	352,598	352,598	548,237
AF 5412 COMM BILLING ANALYST	0	0	1	0	0	50,888
AF 5419 CMCN CUSTOMER SERVICE MANAGER	1	1	1	91,000	91,000	94,516
TOTAL PERSONNEL 3791 CMN-CUSTOMER SERVICE	13	13	19	506,721	506,721	871,170
CMN-ENGINEERING	33	33	30	2,004,198	2,004,198	1,943,924
AF 1011 CLERK II	1	1	1	28,999	28,999	35,405
AF 1122 PROGRAMMER ANALYST	1	1	1	64,458	64,458	61,410
AF 1125 APPLICATION SUPPORT SPEC	1	1	1	49,502	49,502	54,140
AF 1134 GIS ANALYST	0	0	1	0	0	69,264
AF 1136 SYSTEMS ANALYST	2	2	2	142,822	142,822	140,469
AF 1320 COLLECTION AGENT	1	1	0	36,025	36,025	0
AF 1352 REVENUE ASSURANCE ANALYST	1	1	0	60,189	60,189	0
AF 2004 ELEC ENGINEERING AIDE SPEC I	1	1	1	58,380	58,380	63,440
AF 2005 ELEC ENGINEERING AIDE SPEC II	3	3	3	200,685	200,685	212,976
AF 2010 ELECTRICAL ENGINEER I	0	0	1	0	0	59,426
AF 2011 ELECTRICAL ENGINEER II	2	2	2	161,802	161,802	169,580

* PART TIME POSITION

**LAFAYETTE CONSOLIDATED GOVERNMENT
2024 - 2025 ADOPTED BUDGET
MANNING TABLE BY DEPARTMENT**

	PERSONNEL			CUR BUDGET	PROJECTED	ADOPTED
	<u>CUR</u>	<u>PROJ</u>	<u>ADP</u>	<u>FY 23-24</u>	<u>FY 23-24</u>	<u>FY 24-25</u>
AF 2012 ELECTRICAL ENGINEER III	2	2	0	202,564	202,564	0
AF 2023 COMM NETWORK SPECIALIST II	0	0	1	0	0	86,175
AF 2027 COMM NETWORK SPECIALIST III	0	0	1	0	0	102,981
AF 5401 CHIEF COMM ENGINEER	1	1	1	112,898	112,898	116,081
AF 5402 SR COMM NETWORK TECH	1	1	1	62,179	62,179	66,506
AF 5403 COMM NETWORK TECHNICIAN	11	11	11	513,646	513,646	564,423
AF 5405 COMM SYSTEM OPERATOR	2	2	2	133,411	133,411	141,648
AF 5412 COMM BILLING ANALYST	1	1	0	42,054	42,054	0
AF 5415 VOIP SPECIALIST	1	1	0	88,278	88,278	0
AF 9713 ELEC ENGINEERING AIDE III	1	1	0	46,306	46,306	0
TOTAL PERSONNEL 3795 CMN-ENGINEERING	33	33	30	2,004,198	2,004,198	1,943,924
GRAND TOTAL	2,261	2,261	2,258	120,197,284	120,197,284	128,716,527

* PART TIME POSITION



GLOSSARY



311 Lafayette – A non-emergency phone number that citizens can call to find out information about services, make complaints, or report problems. The 311 system additionally provides a digital portal for online use.

ACADIANA METROPOLITAN PLANNING

ORGANIZATION – A regional organization established to oversee and administer planning grants. LCG transferred the operations of its MPO section to this separate entity.

ACADIANA OPEN CHANNEL – Public access television provider.

ACCOUNT – Another term for Code; the internal LCG number assigned to all accounting items for tracking in its financial record system.

ACCRUAL BASIS OF ACCOUNTING – The method of accounting under which transactions are recognized when they occur and are measurable, regardless of the timing of related cash flows.

AD VALOREM TAX – A tax levied against the assessed value of real property. Ad valorem tax is also referred to as property tax.

AMORTIZATION – The expense created by allocating the costs of certain tangible and intangible assets to the periods in which they are used; represents the expense of using the assets.

ANNUAL COMPREHENSIVE FINANCIAL REPORT – The official financial report of a government that complies with the accounting requirements of the Governmental Accounting Standards Board. The report is compiled by the government's staff and then audited by an external auditor.

APPROPRIATIONS – Authorization granted by the City and/or Parish Council(s) to make expenditures or to incur obligations for specific purposes.

AUDIT – An official financial examination of LCG's accounts or processes by an independent third party.

AUTOMATED CLEARING HOUSE – An electronic network for financial transactions in the United States. ACH payments are used for electronically transferring money to others without producing a written check or using a credit card.

BABS SUBSIDY – A federal payment to LCG for a percentage of the interest paid on Build America Bonds issued. The purpose of the payment is to reduce the cost of borrowing for the bond issuer.

BALANCED BUDGET – As defined by the LCG Home Rule Charter, this is the financial operational plan whereby proposed expenditures shall not exceed the total estimated funds available for the ensuing fiscal year.

BOND – A written promise to pay a designated amount (called the principal) at a specific date in the future together with periodic interest at a specified rate. In the budget, the payments due for the budget year are identified as Debt Service. Bonds are usually used to obtain long-term financing for capital improvements.

BUDGET – A plan of financial operation embodying an estimate of proposed expenditures for a given period and the proposed means of financing them.

BUSINESS TYPE FUND – See Enterprise Fund

CAPITAL ASSETS – Assets of a long-term character that are intended to continue to be held or used for a period of more than one year such as land, buildings, machinery, furniture, and other equipment.

CAPITAL IMPROVEMENTS PROGRAM – A five-year fiscal plan detailing the amount and timing of anticipated capital expenditures. The Councils adopt the first year of the CIP and approve the entire five-year plan in concept. It is updated annually with the adoption of the budget.

CAPITAL OUTLAY – Expenditures for the acquisition of, or addition of, capital assets or infrastructure. Capital Outlay may also be called Capital Expenditures.

CAPITAL PROJECT – A specific project that groups related capital expenditures together for the acquisition of, or addition to capital assets or infrastructure (e.g. a road overlay project or drainage project). Projects can include cost of land, engineering, architectural planning, and contract services needed to complete the project. A Capital Project may also be called a Work Order.

CARRYOVER – Capital projects or appropriations approved in previous years' budgets that have not been completed or expended due to various circumstances that will be brought into the next year for expenditure.

CERTIFICATES OF INDEBTEDNESS – A debt instrument similar in force and effect as a bond, though typically issued by a government or bank and not secured by any specific property or revenue.

CODE – Another term for Account; the internal LCG number assigned to all accounting items for tracking in its financial record system.

COMMUNICATIONS SYSTEM – LUSFiber; the department that is responsible for Internet, cable television, and telephone services.

COMMUNITY DEVELOPMENT – This department was dissolved in July of 2021. The functions of the department were absorbed by Parks & Recreation and Development & Planning. This created two departments: Community Development & Planning, and Parks, Arts, Recreation, & Culture (PARC).

COMPREHENSIVE PLAN – PlanLafayette; A parish-wide initiative to develop a vision and action plan for Lafayette for the next 20 years. This is a long-range strategy or "guidebook" for community growth, development, and redevelopment. This plan will be used to formulate public policy in terms of transportation, utilities, land use, recreation, and housing by using the community's goals and aspirations for a future Lafayette.

CONTRACTUAL SERVICES – Services rendered to LCG's departments and agencies by private firms, individuals or other government agencies.

COOPERATIVE ENDEAVOR AGREEMENT – Agreements that, under the Constitution of Louisiana, are formed to achieve a public purpose and are between the state and its political subdivisions or political corporations and with the United States or its agencies or with any public or private association, corporation, or individual.

CORONER'S EMERGENCY CERTIFICATE – A mental health commitment document.

COST OF GOODS SOLD – An income statement figure which reflects the cost of obtaining raw materials and producing finished goods that are sold to consumers.

COST OF ISSUANCE – All expenses associated with the sale of bonds. These can include legal fees, printing costs, and rating agency fees among others.

COULEE – Small drainage canal.

DEBT SERVICE – The periodic repayment of principal and/or interest on borrowed funds.

DEBT SERVICE FUND – Governmental fund type used to account for the accumulation of resources for and the payment of general long-term debt principal and interest.

DEDICATED FUNDS – Funds collected from a specific revenue source that must be appropriated for a specific expenditure.

DEFICIT – The excess of expenditures over revenues during an accounting period.

DEPARTMENT – A major administrative unit of LCG which indicates overall management responsibility for an operation or a group of related operations within a functional area and the level at which the budget is adopted.

DEPRECIATION – The expensing of an asset's capital value over its estimated useful life to consider normal usage, obsolescence, or the passage of time.

DEVELOPMENT & PLANNING – A department of LCG. In July 2021, this department was renamed to Community Development and Planning.

DIVISION – An organizational unit that indicates management responsibility for an operation or group of related operations within a functional area, subordinate to the department level of the organization.

ENCUMBRANCE – The commitment of appropriated funds to purchase an item or service. To encumber funds means to set aside or commit funds for future expenditures.

ENTERPRISE FUND – A fund established to account for the operations and financing of self-supporting activities of a governmental unit that renders services on a user charge basis to the general public, similar to private business. The following funds operate on an enterprise basis: Lafayette Utility System (LUS), Communications System (LUS Fiber), Environmental Quality, CNG Service Station, and Lafayette Public Power Authority.

EVANGELINE CORRIDOR INITIATIVE – The branded name of a grant project which centers on neighborhood revitalization and planning along the future Interstate 49 connector (currently known as Evangeline Thruway).

EXPENDITURE – The payment of cash on the transfer of property or services for the purpose of acquiring an asset, service, or settling a loss.

EXPENSE – Charges incurred (whether paid immediately or unpaid) for operations, maintenance, interest, or other charges.

EXTERNAL APPROPRIATION – An authorization for expenditure by a non-governmental organization to provide a public service.

FAIR MARKET VALUE – The estimated price of an asset that a willing buyer would buy such asset from a willing seller when: (1) both are unrelated, (2) know the relevant facts, (3) neither is under any compulsion to buy or sell, and (4) all rights and benefits attributable to the item are included in the sale. FMV is generally the basis for tax assessment.

FIDUCIARY FUND – Funds used to report assets held in a trustee or agency capacity for others and which therefore cannot be used to support the government's own programs.

FIRST TIME HOMEBUYERS PROGRAM – An assistance program offered to the citizens of LCG aiding in the expense of down payment and closing costs for home ownership. Primary for eligibility, applicants must not have owned a home in the last three years.

FISCAL YEAR – Any yearly accounting period, regardless of its relationship to a calendar year. The fiscal year for LCG begins on November 1 of each year and ends on October 31 of the following year. For example, FY 2022/2023 begins on November 1, 2022 and ends on October 31, 2023.

FULL-TIME EQUIVALENT – Full-time equivalent represents a conversion of hours worked to a count of positions. On an annual basis, 2,080 hours worked equates to one full time equivalent position.

FUND – An independent fiscal and accounting entity with a self-balancing set of accounts segregated to carry on specific activities or obtain certain objectives. See also: "Major Fund" and "Non-Major" Fund.

FUND BALANCE – The difference between the assets and liabilities of a fund. Fund balance is terminology that is applicable to "fund level" reporting of individual governmental funds and is based on the modified accrual basis of accounting. It is used as a measure of the amount available to budget or spend in the future.

GEAUX MOW – Pronounced "Go Mow". Geaux Mow is a program in which lawn care vendors bid online in real time for the mowing of LCG owned property. Properties are divided into various sized projects, which results in the ability of both large and small vendors to participate and be successful in acquiring mowing projects.

GENERAL ALIMONY – This is a property tax levied on both real and personal property according to the property’s assessed valuation and the tax rate. This property tax is used for general maintenance needs of the Parish.

GENERAL FUND – This fund is one of the five governmental fund types and typically serves as the chief operating fund of government. The General Fund is used to account for all financial resources except those required to be accounted for in another fund. As required by the Home Rule Charter, LCG maintains two separate and distinct general funds; one for the City of Lafayette and one for the Parish of Lafayette.

GENERALLY ACCEPTED ACCOUNTING PRINCIPLES – The common set of accounting principles, standards, and procedures that governments and private companies use to record financial transactions and compile their financial statements. These principles are a combination of authoritative standards (set by policy boards such as GASB) and commonly accepted ways of recording and reporting accounting information.

GOALS – Broad aims toward which programs are directed.

GOVERNMENT FINANCE OFFICERS ASSOCIATION – A professional organization established to assist in the professional management of government by developing and identifying financial policies and best practices through education, training, facilitation of member leadership, and networking.

GOVERNMENTAL FUNDS – Funds generally used to account for tax-supported activities. There are five different types of governmental funds; general funds, special revenue funds, debt service funds, capital project funds, and other general-purpose funds.

GRANT – A financial award given by the federal, state, local government, or private organization to fund a specific purpose or project.

GRANT MATCH – LCG’s required contribution towards a grant funded purpose or project. Grant match is typically made up of cash or in-kind support (i.e. goods, services, or other things of value) or a combination of both.

HAZMAT – Hazardous materials

HOME RULE CHARTER – Home rule is the power of a local city or parish to set up its own system of self-government without receiving a charter from the state. The Home Rule Charter is, in essence, a local constitution which lays down the basic structure and laws of the locality.

INDIRECT COST – A cost necessary for the functioning of the organization as a whole but which cannot be directly assigned to one service.

INTERNAL APPROPRIATION – An authorization for expenditure in one fund to aid in the services provided by another fund.

INTERNAL SERVICE FUNDS – These funds account for the financing of goods or services provided by one department or agency to other department or agencies of the governmental unit, or to other governmental units, on a cost-reimbursement basis.

IT – LCG’s Department of Innovation & Technology. Prior to FY 22/23 named Department of Information Services & Technology or IS&T.

JUDICIAL DISTRICT COURT – Lafayette Parish is served by the 15th Judicial District Court.

KEEP LAFAYETTE BEAUTIFUL – A volunteer organization dedicated to keeping Lafayette beautiful through education and community involvement.

LAFAYETTE UTILITIES SYSTEM – The department of Lafayette Consolidated Government that is responsible for the Utilities (electric, water, wastewater). Also referred in some places as UT (see definition).

LONG TERM – Debt maturity of more than one year.

LUSFIBER – Lafayette Utilities System Fiber; the department of Lafayette Consolidated Government that is responsible for Internet, cable television, and telephone service.

MAJOR FUND – These are funds whose revenues, expenditures, assets, or liabilities are at least 10 percent of the totals for all funds. See also definition of “Fund”.

MANDATE – (See State Mandate)

MANNING TABLE – A series of lists by department/division which contain the titles, numbers of positions, and aggregate salary by position authorized to be filled by that particular division.

MILLAGE RATE – A tax rate that is applied to the assessed value of real estate.

MILLS – Tenth of a cent as it relates to the property tax rate. Millage or property tax rates are not expressed as regular percentages but in tenths of a penny. For example, a millage rate of 2 mills would mean 2 tenths of a cent.

MODIFIED ACCRUAL BASIS OF ACCOUNTING – Method of accounting that involves recognizing revenue when it becomes both available and measurable, rather than when it is earned. Expenditures are recognized when the related liability is incurred.

NON-MAJOR FUND – These are funds whose revenues, expenditures, assets, or liabilities are not 10 percent of the totals for all funds. See also definition of “Fund” and “Major Fund”.

NORTH AMERICAN ELECTRIC RELIABILITY CORPORATION – The institution that oversees and regulates the reliability of the North American electrical grids, of which Lafayette Utilities System is a part.

OBJECTIVES – Specific productivity targets within a certain time frame, with results that are measurable. Narrower than goals.

OTHER POST EMPLOYMENT BENEFITS – Benefits provided to an employee by LCG when he or she begins retirement including health care and life insurance premiums. The amounts shown in the group insurance fund are the actuarial estimates of the cost of those benefits to LCG as of the end of the fiscal year.

PARATRANSIT – A door to door transport service provided by LCG to its citizens with disabilities who are not able to ride fixed route public transportation.

PARISH – A territorial division corresponding to a county in other states.

PARKS, ARTS, RECREATION, CULTURE – In July 2021, the department of Parks & Recreation was reorganized to include the Heymann Performing Arts Center, Lafayette Science Museum, Acadiana Park Nature Station, and senior centers. The department was renamed as PARC to accurately reflect its new structure.

PATIENT CENTERED OUTCOMES RESEARCH INSTITUTE – As part of the Patient Protection and Affordable Care Act, a Trust Fund has been established and a per capita fee is imposed on all group health plans.

PAY AS YOU GO CAPITAL – Capital expenditures paid for through funds that are currently available and are not borrowed. In the case of LCG PAYG capital expenditures, these are funded through dedicated sales tax collections. Sixty-five cents of every dollar collected in sales tax by LCG is dedicated for capital and may not be used for operations.

PLANLAFAYETTE – The branded name of LCG’s comprehensive plan (see Comprehensive Plan for more information).

PPACA-TRANS – Patient Protection and Affordable Care Act-Transitional Reinsurance Fee; a fee imposed on LCG under the act that is based on the number of covered persons under the group health plan.

PRO FORMA – A budget based financial statement projecting fund performance until the end of the budget year.

PROJECT FRONT YARD – An initiative which brings together individuals, business, government, and media partners to address community beautification through education.

PROPRIETARY FUND – Funds that focus on the determination of operating income, changes in net position (or cost recovery), financial position, and cash flows. There are two different types of proprietary funds: Enterprise Funds and Internal Service Funds.

RESERVE FUND – A fund in which a specified amount or balance is required to be kept in case any pledged revenues are insufficient to pay debt service requirements. The debt service reserve fund may be entirely funded with bond proceeds at the time bonds are issued, may be funded over time through the accumulation of pledged revenues, may be funded with a surety or other type of guaranty policy, or may be funded only upon the occurrence of a specified event.

RETAINED EARNINGS – An equity account reflecting the accumulated earnings of an enterprise or internal service fund.

REVENUE – Sources of income financing the operations of government.

SINKING FUND – A fund established for the purpose of accumulating the government's periodic debt service payments. Typically, regular deposits are made to this fund for a percentage of the next regularly scheduled principal and interest payment due.

SPECIAL REVENUE FUNDS – Used to account for the revenue derived from specific taxes or other earmarked revenue sources (other than for major capital projects) that are restricted by law or administrative action to expenditures for specified purposes.

STATE MANDATE – Any state constitutional, legislative, or executive law or order which requires a local government (municipality or parish) to act in a particular way on a public issue or to expend funds on certain functions or activities.

STRUCTURED QUERY LANGUAGE – A computer programming language used for relational database management systems.

SURPLUS – An excess of the assets of a fund over its liabilities and reserves.

TAX INCREMENT FINANCING – A public financing method that is used as a subsidy for redevelopment, infrastructure, and other community-improvement projects. LCG has one active TIF district located at I-10 and Louisiana Avenue, whereby an additional one cent sales tax is used to finance infrastructure improvements in the defined district.

THIRD PARTY ADMINISTRATOR – Are organizations that process insurance claims or certain aspects of employee benefit plans for the government. Currently, LCG uses third party administrators to administer the worker's compensation plan and employee health care benefits.

TRANSFERS TO/FROM – Amounts transferred from one fund to another to assist in financing the service for the recipient fund.

UNINCORPORATED AREAS – Any region of land within the parish boundaries that is not a part of any city or town.

UNINSURED LOSSES – Amounts paid for property or liability claims that: 1) fall inside of any of the policies' deductible and 2) for which LCG is self-insured.

URBAN INFILL – A grant type received by LCG which funds the development of vacant, abandoned, passed over, or underutilized land within built-up areas of existing neighborhoods in the community.

WORK ORDER – See Capital Project.

ABBREVIATIONS AND ACRONYMS

A&G	Administration & General	CY	Current Year
AC	Arts & Culture	DA	District Attorney
ACFR	Annual Comprehensive Financial Report	DC	District Court
ACH	Automated Clearing House	DDA	Downtown Development Authority
ADA	Americans with Disabilities Act	DEQ	Department of Environmental Quality
ANC	Alcohol & Noise Control	DO	Director's Office
AOC	Acadiana Open Channel	DP	Development & Planning
AP	Athletic Programs	DR	Drainage Department
ARPA	American Rescue Plan Act	DROP	Deferred Retirement Option Plan
ARRA	American Recovery and Reinvestment Act	DUI	Driving Under the Influence
ATAC	Alcoholic Traffic Action Campaign	ECI	Evangeline Corridor Initiative
BABS	Build America Bonds	EEO	Equal Employment Opportunity
BDS	Bonds	EIS	Electronic Information Systems
CAO	Chief Administrative Officer	EMS	Emergency Medical Service
CARES	Coronavirus Aid, Relief, & Economic Security Act	ENG	Engineering
CCTV	Closed Circuit Television	EO	Elected Officials
CD	Community Development	EOC	Emergency Operations Center
CDBG	Community Development Block Grant	EPA	Environmental Protection Agency
CDL	Community Disaster Loan	EQ	Environmental Quality
CDP	Community Development & Planning	ERP	Enterprise Resource Planning
CEA	Cooperative Endeavor Agreement	EXT APP	External Appropriation
CEC	Coroner's Emergency Certificate	FD	Fire Department
CFO	Chief Financial Officer	FD BAL	Fund Balance
CIO	Chief Innovation Officer	FEMA	Federal Emergency Management Agency
CIP	Capital Improvements Program	FHWA	Federal Highway Administration
CJCC	Criminal Justice Coordinating Committee	FMV	Fair Market Value
CNG	Compressed Natural Gas	FRS	Firefighter's Retirement System
COGS	Cost of Goods Sold	FTA	Federal Transit Administration
COMM	Communications System	FTE	Full-Time Equivalent Positions
CONTR FROM	Contribution From	FTHB	First Time Homebuyers Program
CONTR SERV	Contractual Services	FTTH	Fiber to the Home
CPA	Certified Public Accountant	FY	Fiscal Year
CP	Community Development & Planning	GAAP	Generally Accepted Accounting Principles
CPI	Consumer Price Index	GASB	Government Accounting Standards Board

Abbreviations and Acronyms

GFOA	Government Finance Officers Association	MERS	Municipal Employees' Retirement System
GIS	Geographic Information Systems	MGMT	Management
GOB	General Obligation Bonds	MIS	Management Information Systems
HPACC	Heymann Performing Arts and Convention Center	MISC REV	Miscellaneous Revenue
HR	Human Resources	MP	Mayor-President
HS	Human Services	MPERS	Municipal Police Employee Retirement System
HUD	Department of Housing and Urban Development	MPO	Metropolitan Planning Organization
HVAC	Heating, Ventilation and Air Conditioning	MSA	Metropolitan Statistical Areas
ID	Identification	MTC	Match
ILOT	In Lieu of Tax	NERC	North American Electric Reliability Corporation
INS	Insurance	O&M	Operations and Maintenance
INT	Interest	OEP	Office of Emergency Preparedness
INT APP	Internal Appropriation	OHSEP	Office of Homeland Security & Emergency Preparedness
IT	Innovation Technology	OP	Operations
JDC	Judicial District Court	OPEB	Other Post-Employment Benefits
JDH	Juvenile Detention Home	OTH	Other
LA DOTD	Louisiana Department of Transportation & Development	PAR	Parish (of Lafayette)
LACCP	Lafayette Advisory Commission on Crime Prevention	PARC	Parks, Arts, Recreation, Culture
LAF	Lafayette	PAYG	Pay As You Go
LCDA	Louisiana Community Development Authority	PCORI	Patient Centered Outcomes Research Institute
LCG	Lafayette Consolidated Government	PD	Police Department
LCP	Lafayette Comprehensive Plan	PERS	Parochial Employees Retirement System
LCVC	Lafayette Convention and Visitors Commission	PMT	Payment
LD	Legal Department	PO	President's Office (aka Mayor-Presidents Office)
LEDA	Lafayette Economic Development Authority	PPACA	Patient Protection and Affordable Care Act
LPCC	Lafayette Parish Correctional Center	PR	Parks, Arts, Recreation, Culture
LPCD	Lafayette Parish Communication District	PTA	Parish Transportation Act
LPCH	Lafayette Parish Court House	PW	Public Works
LPPA	Lafayette Public Power Authority	PY	Prior Year
LPSB	Lafayette Parish School Board	R.S.	Revised Statute
LPSO	Lafayette Parish Sheriff Office	RB	Roads & Bridges
LRA	Louisiana Recovery Authority	REF	Refunding
LT	Long Term	RES	Reserve
LUS	Lafayette Utilities System	REV	Revenue
		RFP	Request for Proposals

RM	Risk Management
S&P	Standard & Poor's
SAAS	Software as a Service
SANE	Sexual Assault Nurse Examiner
SCADA	Supervisory Control and Data Acquisition
SF	Sheriff
SK	Sinking Fund
SQL	Structured Query Language
SRO	School Resource Officer
SS	Support Services
ST	Sales Tax
SUIDI	Sudden Unexplained Infant Death Investigation
SWAT	Special Weapons and Tactics
TIF	Tax Increment Financing
TO	Technical Operations
TPA	Third Party Administrator
TRB	Traffic Roads & Bridges
UDC	Unified Development Code
ULL	University of Louisiana at Lafayette
UT	Utilities Department (LUS)
VFD	Volunteer Fire District
VM	Vehicle Maintenance
WTR	Water
WWTP	Wastewater Treatment Plant



APPENDIX



ORDINANCE NO. JO-040-2024

A JOINT ORDINANCE OF THE LAFAYETTE CITY COUNCIL AND THE LAFAYETTE PARISH COUNCIL ADOPTING AN OPERATING & FIVE-YEAR CAPITAL IMPROVEMENT BUDGET OF REVENUES AND EXPENDITURES FOR THE LAFAYETTE CITY-PARISH CONSOLIDATED GOVERNMENT FOR THE FISCAL YEAR BEGINNING NOVEMBER 1, 2024 AND ENDING OCTOBER 31, 2025

BE IT ORDAINED by the Lafayette City Council and the Lafayette Parish Council, that:

WHEREAS, in accordance with all applicable provisions of the Lafayette City-Parish Consolidated Government Home Rule Charter, the Lafayette Mayor-President has submitted to the Lafayette City Council and the Lafayette Parish Council the proposed FY 2024-2025 operating and five-year capital improvement budget; and

WHEREAS, the Lafayette City Council and the Lafayette Parish Council have taken under consideration the study of said proposed operating and five-year capital improvement budget.

NOW, THEREFORE, BE IT FURTHER ORDAINED by the Lafayette City Council and the Lafayette Parish Council, that:

SECTION 1: All of the aforescribed “Whereas” clauses are adopted as part of this ordinance.

SECTION 2: In accordance with the applicable provisions of the Lafayette City-Parish Consolidated Government Home Rule Charter, including but not limited to Sections 5-01 through 5-03, inclusive, and in accordance with Sections 2-11 through 2-13, inclusive, of said Lafayette City-Parish Consolidated Government Home Rule Charter, the Lafayette City Council and the Lafayette Parish Council do hereby approve the said proposed operating and five-year capital improvement budget as amended in the attachments hereto and which are made a part hereof and which will be identified in said final document under the title “Adopted Operating & Five-Year Capital Improvement Budget FY 2024-2025.”

SECTION 3: The following qualifications shall apply to the implementation and administration of the adopted budget:

- A. State law requires that certain firemen be given a two (2%) percent longevity salary increase. Accordingly, the pay reserve included herein for eligible fire personnel shall be deemed to include the two (2%) percent “longevity” salary increase required by State law for the fiscal year 2024-2025. Said pay adjustment will be effective no sooner than the first day of the first full pay period in fiscal year 2024-2025.
- B. No Departmental Director or agency of Lafayette City-Parish Consolidated Government shall be with authority to exceed appropriation levels which are identified departmentally within the budget adopted for the fiscal year without approval of the Lafayette City Council, the Lafayette Parish Council, or both by ordinance.
- C. Inasmuch as the limited wording of any budget ordinance cannot cover all mathematical computation, narrative circumstances resulting from salary and other appropriation adjustments, the Chief Financial Officer, through the Lafayette Mayor-President, is authorized and directed to comply with the dictates and intent of the adopted budget through whatever means he or she deems to be prudent and necessary and in order to ensure that a balanced budget is adopted. Upon completion of budget finalization work each year, the Chief Financial Officer, through the Lafayette Mayor-President, shall prepare a written report to the Lafayette City Council and the Lafayette Parish Council detailing the amount and nature of any adjustments required to implement the adopted budget.
- D. Lafayette City-Parish Consolidated Government’s budget and accounting practices assign to each department an amount designated as “Uninsured Losses” representing amounts to be transferred from each of the departments to the City-Parish Risk Management Program for uninsured losses incurred by the department. Such appropriations labeled “Uninsured Losses” shall not be transferred to any other line item in any department having such an appropriation.
- E. Salary appropriations for filled positions adopted in the annual budget shall be considered encumbered upon the implementation of the adopted budget.
- F. Salaries-Promotion Costs Line Items: Certain promotion costs have been funded in a special salary account entitled “promotion costs” and assigned the account code “50300” within each department. Whenever an intra-departmental promotion occurs, an administrative budget revision may be affected to move the salary and benefit costs to the appropriate line items for that division and to amend the Manning Table for the personnel position changes effective with the date of the promotion. No promotion date shall be before the first full pay period of the new fiscal year. Such changes to the budget shall be affected by administrative budget revision, a copy of which should be provided to the Office of the Lafayette Clerk of the Council.
- G. Overtime Line Items: Where additional overtime by existing employees is required to fulfill the duties of vacant positions, funds necessary to pay salaries for the same may be moved from the salary account allocated for the vacant position to an overtime line item for that division, provided, however, that the funds moved to the overtime line item shall not reduce

funds available for the vacant position to less than the amount that would be required to fill the vacant position for the remainder of the fiscal year. Such changes in the salary account and the overtime line item shall be accomplished by administrative budget revision, a copy of which should be provided to the Office of the Lafayette Clerk of the Council.

- H. The general amendments may include changes to existing work orders in the FY 2023-2024 budget. Those changes are reflected in a separate column, if applicable, on amended schedules and this ordinance serves to approve and amend in the current FY 2023-2024 budget the changes so reflected and the Chief Financial Officer is authorized to affect the required budget changes.
- I. The amounts allocated herein for External Agencies (Arts & Culture, Social Services and ACA Grant) shall only be disbursed upon the approval of the Lafayette City Council based on recommendations submitted to the Lafayette City Council. The Lafayette Mayor-President is directed to develop and present to the Lafayette City Council an appropriate ordinance to amend the existing ordinance relative to the funding of external agencies in order to incorporate the spirit of this section.
- J. Whereby changes to existing work orders in the Five-Year Capital plans may be required to fulfill the adopted FY 2024-2025 Five-Year Capital Improvement Budget, such changes are reflected in the capital outlay budget column titled "Existing Work Order Changes." This ordinance will serve to approve and amend in the current FY 2023-2024 budget the changes reflected in that column and the Chief Financial Officer is authorized to affect the required budget revision if applicable.
- K. The amounts allocated in Account Number 1010170 76730-0 titled EXP APP-CAJUNDOME shall only be disbursed upon the approval of the Lafayette City Council, via resolution passed by the favorable vote of at least a majority of the authorized membership of the Lafayette City Council.
- L. Whereby Fund 401 Sales Tax Cap Improv-City has been separated into two (2) newly created funds; Fund 461 - 1961 Sales Tax Cap Improv-City Fund and Fund 485 - 1985 Sales Tax Cap Improv-City Fund. The CFO shall also have the authority to affect any needed administrative budget revisions to move other budgeted reserve funds to the appropriate accounts within the fund for FY 2024-2025. The CFO shall provide the City Council with the details of the budget revisions authorized by this section.
- M. The plan submitted to create a new section named SANE under the Coroner's Office is hereby approved by the Parish Council as submitted and identified herein in the Manning Tables.
- N. Additions of positions, deletions of positions, title changes, and/or other personnel changes are hereby approved as submitted and identified in the Manning Table.

SECTION 4: Certain activities and services are jointly provided and funded in the adopted operating & five-year capital improvement budget with City of Lafayette funds and/or with Parish of Lafayette funds, and it is intended that the cost of such services and activities be

shared equitably as set forth in the Allocation Schedule included in the “Budget Overview” section of the adopted operating & five-year capital improvement budget. The Allocation Schedule reflects the financial obligations of the City and Parish funds for such services and activities, and the Chief Financial Officer, through the Lafayette Mayor-President, is authorized and directed to make monthly transfers as necessary to comply with such schedule based on actual expenditures. It is agreed and understood that such transfers will be made by applying the percentages set forth in said Allocation Schedule to the final adopted budget amounts.

SECTION 5: If any one of the provisions of this ordinance or the application thereof to any person or circumstance is held invalid or unconstitutional, such invalidity or unconstitutionality shall not affect other provisions or application of this ordinance which can be given without the invalid provision or application, and, to this end, the provisions of this ordinance are declared severable.

SECTION 6: All ordinances or resolutions, or parts thereof, in conflict herewith are hereby repealed.

SECTION 7: After first having been adopted by a majority of the authorized membership of both the Lafayette Parish Council and the Lafayette City Council, this joint ordinance shall become effective upon signature of this joint ordinance by the Lafayette Mayor-President, the elapse of ten (10) days after receipt by the Lafayette Mayor-President without signature or veto, or upon an override of a veto, whichever occurs first.

* * * * *

FINAL ADOPTION FY 24/25 General Amendments and Separate Amendments

#		GENERAL AMENDMENTS		SEPARATE AMENDMENTS	#
1	GA	PARISH TABOR – To correct Coulee Maint-Unimproved Coulee amount resulting from duplicate entry, 8/8/2024 Amendment #1 (Parish), as provided by Finance (DRAINAGE)	SA	CITY BOUDREAUX – With reference to the personnel salaries allocation within the 3100 PD-ADMINISTRATION section on page 172, reduce line item AC 8002 DEPUTY CHIEF OF POLICE from \$124,765 to \$0 and increase line item AC 8001 CHIEF OF POLICE from \$135,880 to a range of \$150,000 to \$170,000 on page 380. Naquin objected. (POLICE) AMENDMENT WITHDRAWN	1
2	GA	PARISH STANSBURY – To reallocate funding from Capital Item no longer needed to Contractual Services within Fund 273, 8/8/2024 Amendment #2 (Parish), as provided by Finance (DRAINAGE)	SA	PARISH RUBIN – 10% salary increase for five Parish Council Members for current term, 8/29/2024 Amendment #37 (Parish), as provided by Finance. Guilbeau objected. (PARISH COUNCIL) AMENDMENT FAILED	2
3	GA	PARISH TABOR – To correct Geaux-Mow Services Revenue amount, 8/8/2024 Amendment #3 (Parish), as provided by Finance (PUBLIC WORKS)	SA	JOINT HOOKS – Adjust the third- and fifth-line items on the Allocation Schedule Summary under the INNOVATION AND TECHNOLOGY DEPARTMENT heading on page 71 from proposed allocation percentages of 84% City/16% Parish to 78% City/22% Parish. This is related to the SaaS program implementation and the overtime line items on page 167. Stansbury objected. (IT) AMENDMENT FAILED	3
4	GA	JOINT NAQUIN – To change the names of Environmental Quality revenue accounts to remove vendor names, 8/8/2024 Amendment #4 (Joint), as provided by Finance (PUBLIC WORKS)	SA	CITY BROUSSARD – 10% salary increase for City Council Members for the current term, 8/29/2024 Amendment #49 (City), as provided by Finance. Naquin objected. (CITY COUNCIL) AMENDMENT FAILED	4
5	GA	JOINT STANSBURY – To correct EQ’s Solid Waste expense request calculation, 8/8/202 Amendment #9 (Joint), as provided by Finance (PUBLIC WORKS)	SA	CITY HEBERT – Adjust salary and benefit accounts in PD-Administration to increase AC 8001 Chief of Police Salary to \$170,000, 8/29/2024 Amendment #50 (City), as provided by Finance. Naquin objected.(POLICE) AMENDMENT APPROVED	5

FINAL ADOPTION FY 24/25 General Amendments and Separate Amendments

6	GA	CITY BOUDREAUX – To correctly distribute Reserve for New Debt amount evenly between Fund 461 & Fund 485, as a result of Fund 401 split, and to shift capital project funding to maintain proper ending fund balances, 8/8/2024 Amendment #5 (City), as provided by Finance (FINANCE)	SA	CITY HEBERT – To reduce capital project 485RB014 PAVEMENT MARKINGS-MPO MTC by \$100,000 in order to fund Bus Shelters, 8/29/2024 Amendment #51 (City), as provided by Finance. Boudreaux objected.(TRB) <u>OBJECTION WITHDRAWN</u> <u>BECAME GENERAL AMENDMENT</u> <u>#52</u>	6
7	GA	JOINT STANSBURY – To adjust the Salary and Benefits of Executive Receptionist within the Mayor-President’s Office by 2%, 8/8/2024 Amendment #6 (Joint), as provided by Finance (MAYOR-PRESIDENT)	SA	PARISH GUILBEAU – **PROPOSED FOR 9/17/2024 FINAL ADOPTION: Adjust external appropriation for District Attorney's Office to increase staff salaries by 2% (DISTRICT ATTORNEY)** Tabor ofjected. <u>AMENDMENT APPROVED</u>	7
8	GA	PARISH STANSBURY – To Adjust the MP – OHSEP Division Vehicle Subsidy Leases, Telecommunications and Contractual Services accounts, 8/8/2024 Amendment #7 (Parish), as provided by Finance (MAYOR-PRESIDENT)			8
9	GA	JOINT RUBIN – 2% salary and benefits increase for all seven (7) employees of the Council Office (COUNCIL)			9
10	GA	CITY NAQUIN – Increase line item 1011101 70300-0 PRINTING & BINDING on page 120 to \$12,000 (COUNCIL)			10
11	GA	PARISH RUBIN – Transfer amounts appropriated to TRAVEL & MEET-DISTRICT and TRAVEL & MEET-REGISTRATION line items for Parish Districts 1 (\$2,600 and \$1,000, respectively) & 4 (\$500 and \$250, respectively) to the respective line items for Parish District 5 (COUNCIL)			11
12	GA	CITY NAQUIN – Increase line item 1010170 76730-0 EXT AP-CAJUNDOME on page 153 by \$100,000, to be taken from Fund 101 (CAJUNDOME)			12
13	GA	CITY NAQUIN – To remove (1) promotion request, adjust the years of service and salaries and benefits for (2) Deputy City Marshal I positions within the City Marshal’s O&M & Manning Tables, 8/13/2024 Amendment #14 (City), as provided by Finance (CITY MARSHAL)			13
14	GA	CITY HEBERT – To Adjust the Salary and Benefit Accounts for Fire Department positions in Section 4100, 8/13/2024 Amendment #16 (City), as provided by Finance (FIRE)			14
15	GA	CITY HEBERT – To Adjust the Salary and Benefit Accounts for Fire Department positions in Section 4132, 8/13/2024 Amendment #17 (City), as provided by Finance (FIRE)			15
16	GA	CITY NAQUIN – To Adjust Salary and Benefit Accounts for Fire Department positions in Section 4133, 8/13/2024 Amendment #18 (City), as provided by Finance (FIRE)			16
17	GA	CITY HEBERT – To Adjust the Salary and Benefit Accounts for Police Department positions in Section 3100, 8/13/2024 Amendment #19 (City), as provided by Finance (POLICE)			17

FINAL ADOPTION FY 24/25 General Amendments and Separate Amendments

18	GA	CITY HEBERT – To reduce appropriations for The Wetlands and Vieux Chenes Golf Course accounts, 8/13/2024 Amendment #20 (City), as provided by Finance (PARC)	18
19	GA	CITY HEBERT – To Adjust the Temporary Employees and associated Retirement/Medicare Tax accounts due to cover Receptionist position, 8/13/2024 Amendment #13 (City), as provided by Finance (CITY PROSECUTOR)	19
20	GA	CITY HEBERT – To Change the name of LUS Section 7005 from “UT-SS-EMPLOYEE DEVELOPMENT” to “UT-SS-SAFETY & EMPLOYEE DEVELOPMENT,” 8/13/2024 Amendment #21 (City), as provided by Finance (LUS)	20
21	GA	CITY HEBERT – To add (1) Employee Development Coordinator and (1) Safety and Employee Development Supervisor to LUS Section 7005, 8/13/2024 Amendment #23 (City), as provided by Finance (LUS)	21
22	GA	CITY NAQUIN – To establish a new Water/Wastewater Field Technician apprenticeship program in Section 7045 and 7065, 8/13/2024 Amendment #24 (City), as provided by Finance (LUS)	22
23	GA	CITY NAQUIN – To Change the name of LUS Section 7082 from “UT-ENG-POWER MARETING” TO “UT-ENG-UTILITIES DISTRIBUTION,” 8/13/2024 Amendment #22 (City), as provided by Finance (LUS)	23
24	GA	CITY NAQUIN – LUS 5-YEAR CIP Adjustments, 8/13/2024 Amendment #25 (City), as provided by Finance (LUS)	24
25	GA	CITY HEBERT – To decrease LUS Communications ILOT Revenue and Expense accounts, 8/13/2024 Amendment #26 (City), as provided by Finance (LUS FIBER)	25
26	GA	CITY NAQUIN – To correct capital description to accurately show quantity requested, 8/13/2024 Amendment #27 (City), as provided by Finance (LUS FIBER)	26
27	GA	CITY NAQUIN – To show a row in the 5-Year CIP schedule that was included in the total but hidden by mistake, 8/13/2024 Amendment #28 (City), as provided by Finance (LUS FIBER)	27
28	GA	CITY HEBERT – To budget additional capital projects within the LUS Communications 5-Year CIP budget, 8/13/2024 Amendment #29 (City), as provided by Finance (LUS FIBER)	28
29	GA	PARISH GUILBEAU – To adjust the Clerk III position in Traffic, Roads & Bridges due to change in employees, 8/15/2024 Amendment #30 (Parish), as provided by Finance (TRB)	29
30	GA	PARISH TABOR – To adjust the Registrar of Voters Promotion Cost Due to Employee Rate Change Approved in FY 2024, 8/15/2024 Amendment #29 (Parish), as provided by Finance (REGISTRAR OF VOTERS)	30
31	GA	PARISH RICHARD – To Adjust External Appropriation for Acadiana District Livestock (COUNTY AGENT)	31

FINAL ADOPTION FY 24/25 General Amendments and Separate Amendments

32	GA	PARISH RUBIN – To decrease line item 2701160 65000-0 GROUNDS MAINTENANCE on page 127 from \$4,800 to \$2,500 (CORONER)	32
33	GA	PARISH STANSBURY – To adjust vehicle capital items in Public Works from purchase to lease, 8/29/2024 Amendment #34 (Parish), as provided by Finance (PUBLIC WORKS)	33
34	GA	PARISH GUILBEAU – To adjust vehicle capital items in Traffic, Roads & Bridges from purchase to lease, 8/29/2024 Amendment #35 (Parish), as provided by Finance (TRB)	34
35	GA	PARISH RUBIN – To fund increase in transportation/housing charges for JDH as required by state mandate, 8/29/2024 Amendment #36 (Parish), as provided by Finance (JDH)	35
36	GA	PARISH RICHARD – To change VFD funding allocation, 8/29/2024 Amendment as prepared by Finance (PARISH VFD)	36
37	GA	JOINT STANSBURY – To adjust Group Health Retiree accounts, 8/29/2024 Amendment #38 (Joint), as provided by Finance (DISTRICT ATTORNEY)	37
38	GA	JOINT NAQUIN – To transfer Criminal Justice Coordinating Committee funding to a new fund (285) and section (1204) within the Mayor-President’s Office, 8/29/2024 Amendment #39 (Joint), as provided by Finance (MAYOR-PRESIDENT)	38
39	GA	JOINT BROUSSARD – To Adjust the Salary and Benefits of Executive Secretary within the CAO’s Office by 2%, 8/29/2024 Amendment #40 (Joint), as provided by Finance (CAO)	39
40	GA	JOINT NAQUIN – To allocate MERS uninsured losses claims to appropriate departments, 8/29/2024 Amendment #41 (Joint), as provided by Finance (FINANCE)	40
41	GA	JOINT STANSBURY – To adjust vehicle capital item to Environmental Quality from purchase to lease, 8/29/2024 Amendment #42 (Joint), as provided by Finance (PUBLIC WORKS)	41
42	GA	JOINT GUILBEAU – To adjust vehicle capital items in Vehicle Maintenance from purchase to lease, 8/29/2024 Amendment #43 (Joint), as provided by Finance (PUBLIC WORKS)	42
43	GA	JOINT HEBERT – To correctly budget Prescription Premium expense and Prescription Rebate revenue, 8/29/2024 Amendment #44 (Joint), as provided by Finance (FINANCE)	43
44	GA	CITY NAQUIN – To zero out contributions/appropriation in Fund 207 TRAFFIC SAFETY FUND which will be closed in FY24, 8/29/2024 Amendment #45 (City), as provided by Finance (FINANCE)	44
45	GA	CITY BROUSSARD – To adjust vehicle capital item in LUS Communications from purchase to lease, 8/29/2024 Amendment #46 (City), as provided by Finance (LUS FIBER)	45

FINAL ADOPTION FY 24/25 General Amendments and Separate Amendments

46	GA	CITY HEBERT – To increase LUS ILOT Revenue and Expense accounts, 8/29/2024 Amendment #47 (City), as provided by Finance (LUS)	46
47	GA	CITY HOOKS – To move projects to be in compliance with sales tax dedication, 8/29/2024 Amendment #48 (City), as provided by Finance (POLICE/PUBLIC WORKS)	47
48	GA	CITY NAQUIN – To adjust Salary and Benefit accounts and Manning Tables in City Court, 8/13/2024 Amendment #15 (City), as provided by Finance(CITY COURT)	48
49	GA	CITY NAQUIN – Increase salary line item on page 390 for AU 1032 SECRETARY I position by \$2,760. (F&P CIVIL SERVICE)	49
50	GA	CITY BOUDREAUX – Add “EVANGELINE THRUWAY LOCAL SAFETY INITIATIVE” to title of line item 99 I49 CONNECTOR on page 330 (PUBLIC WORKS)	50
NEW/CHANGED AMENDMENTS AT FINAL ADOPTION			
51	GA	CITY NAQUIN – Reduce line item 9 COURTYARD CIRCLE ALLEY CONSTRUCTION on page 328 from \$15,536 to \$0, reduce line item 54 KALISTE SALOOM RD WIDENING by \$62,241 on page 329, then appropriate the identified \$77,777 to a new capital line item to be created for DULLES DRIVE SIDEWALK & DRAINAGE IMPROVEMENTS (PUBLIC WORKS) **CHANGE AT 9/17/2024 FINAL ADOPTION: Public Works 5-Year CIP Adjustment creating Dulles Drive Sidewalk/Drainage Improvements by transferring \$77,777 from Kaliste Saloom Widening project**	51
52	GA	CITY HEBERT – To reduce capital project 485RB014 PAVEMENT MARKINGS-MPO MTC by \$100,000 in order to fund Bus Shelters, 8/29/2024 Amendment #51 (City), as provided by Finance. Boudreaux objected.(TRB)	52





STATISTICAL TABLES



Lafayette Consolidated Government
2024-25 Adopted Budget
Net Position by Component
Last Ten Fiscal Years (Unaudited)
(In Thousands)

	<u>2023</u>	<u>2022</u>	<u>2021</u>	<u>2020</u>	<u>2019</u>	<u>2018</u>	<u>2017</u>	<u>2016</u>	<u>2015</u>	<u>2014</u>
Governmental Activities										
Net Investment in Capital Assets	\$ 542,459	\$ 473,861	\$ 413,505	\$ 382,191	\$ 372,326	\$ 362,249	\$ 354,215	\$ 348,358	\$ 323,369	\$ 311,019
Restricted	251,691	230,780	219,595	227,820	219,963	208,925	192,529	176,076	182,029	174,475
Unrestricted (deficit)	(89,507)	(84,885)	(83,689)	(101,321)	(110,948)	(108,492)	(82,458)	(81,755)	(80,933)	(10,965)
Total Governmental Activities										
Net Position	<u>704,643</u>	<u>619,756</u>	<u>549,411</u>	<u>508,690</u>	<u>481,341</u>	<u>462,682</u>	<u>464,286</u>	<u>442,679</u>	<u>424,465</u>	<u>474,530</u>
Business-type Activities										
Net Investment in Capital Assets	530,979	486,896	478,744	427,492	399,870	377,559	354,438	333,721	318,156	311,982
Restricted	176,590	159,511	130,351	165,039	154,329	144,079	140,141	142,028	143,872	133,086
Unrestricted	66,862	58,157	51,876	37,590	49,834	50,295	58,321	57,716	57,049	77,913
Total Business-type Activities										
Net Position	<u>774,431</u>	<u>704,564</u>	<u>660,971</u>	<u>630,121</u>	<u>604,033</u>	<u>571,933</u>	<u>552,900</u>	<u>533,465</u>	<u>519,077</u>	<u>522,981</u>
Primary Government										
Net Investment in Capital Assets	1,073,438	960,757	892,249	809,683	772,196	739,808	708,653	682,079	641,525	623,001
Restricted	428,281	390,291	349,946	392,859	374,292	353,004	332,670	318,104	325,901	307,562
Unrestricted	(22,645)	(26,728)	(31,813)	(63,731)	(61,114)	(58,197)	(24,137)	(24,039)	(23,884)	66,948
Total Primary Government										
Net Position	<u>\$ 1,479,074</u>	<u>\$ 1,324,320</u>	<u>\$ 1,210,382</u>	<u>\$ 1,138,811</u>	<u>\$ 1,085,374</u>	<u>\$ 1,034,615</u>	<u>\$ 1,017,186</u>	<u>\$ 976,144</u>	<u>\$ 943,542</u>	<u>\$ 997,511</u>



Lafayette Consolidated Government
2024-25 Adopted Budget
Fund Balances, Governmental Funds
Last Ten Fiscal Years (Unaudited)
(In Thousands)

	<u>2023</u>	<u>2022</u>	<u>2021</u>	<u>2020</u>	<u>2019</u>	<u>2018</u>	<u>2017</u>	<u>2016</u>	<u>2015</u>	<u>2014</u>
General Fund (1)										
Nonspendable	\$ 1,684	\$ 2,279	\$ 1,537	\$ 1,535	\$ 6	\$ 3	-	\$ 1	\$ 2	\$ 3
Committed	6,775	9,568	10,742	10,017	-	-	405	519	670	531
Assigned	-	-	-	-	18,795	5,354	3,406	2,380	2,774	1,594
Unassigned	62,164	57,594	58,036	59,297	37,401	45,967	46,256	43,177	39,393	34,268
Total General Fund	\$ 70,623	\$ 69,441	\$ 70,316	\$ 70,849	\$ 56,202	\$ 51,324	\$ 50,067	\$ 46,079	\$ 42,840	\$ 36,396
All Other Governmental Funds										
Nonspendable	\$ 381	\$ 460	\$ 290	\$ 435	\$ 363	\$ 413	\$ 356	\$ 342	\$ 271	\$ 376
Restricted	249,193	238,491	263,593	276,871	215,221	199,052	193,993	207,730	227,600	243,506
Committed	14	13	13	13	-	-	-	22	27	209
Assigned	-	-	-	-	22,025	14,158	15,936	11,394	11,292	3,152
Unassigned	-	-	-	(2)	(8)	-	-	-	-	-
Total all other										
Governmental Funds	\$ 249,588	\$ 238,965	\$ 263,896	\$ 277,316	\$ 237,601	\$ 213,623	\$ 210,285	\$ 219,488	\$ 239,190	\$ 247,244

(1) Combined City and Parish General Funds



Lafayette Consolidated Government
2024-25 Adopted Budget
Changes in Fund Balances of Governmental Funds
Last Ten Fiscal Years (Unaudited)
(In Thousands)

	<u>2023</u>	<u>2022</u>	<u>2021</u>	<u>2020</u>	<u>2019</u>	<u>2018</u>	<u>2017</u>	<u>2016</u>	<u>2015</u>	<u>2014</u>
Revenues										
Taxes	\$ 241,961	\$ 227,282	\$ 217,255	\$ 202,313	\$ 206,579	\$ 201,564	\$ 200,311	\$ 193,663	\$ 194,492	\$ 186,196
Licenses and Permits	6,754	6,597	6,562	5,543	5,888	5,593	5,235	5,251	5,762	6,360
Intergovernmental	68,718	89,300	36,093	38,073	18,674	15,873	16,057	21,436	21,779	20,467
Charges for Services	18,600	18,265	15,022	15,794	19,545	18,990	16,967	17,307	16,828	17,647
Fines and Forfeits	2,057	2,720	1,844	1,867	2,103	2,491	3,773	4,297	4,430	4,607
Investments Earnings	15,999	(2,680)	403	4,238	7,615	4,032	1,757	1,498	775	637
Miscellaneous Revenues	1,560	2,102	2,035	1,639	2,435	1,254	1,592	2,017	1,945	2,053
Total Revenues	355,649	343,586	279,214	269,467	262,839	249,797	245,692	245,469	246,011	237,967
Expenditures										
Current:										
General Government	43,238	43,240	42,498	52,330	48,489	42,606	39,874	40,498	39,716	38,265
Public Safety	100,328	95,727	91,788	77,458	70,580	71,933	72,763	74,773	69,286	65,718
Public Works	42,517	46,505	43,438	36,728	36,061	29,424	30,467	33,095	32,937	32,211
Urban Redevelop and Housing	5,303	16,950	12,089	1,487	1,896	2,480	2,505	2,707	1,541	1,720
Culture and Recreation	22,953	23,472	22,415	24,129	28,495	29,065	25,710	24,273	24,509	21,972
Health and Welfare	1,610	1,205	1,061	1,069	1,034	1,023	977	1,191	1,152	940
Economic Opportunity	1,208	1,034	1,366	325	348	338	383	320	317	337
Economic Dev and Assist	3,629	2,819	851	571	5,075	1,321	1,164	1,488	1,431	1,235
Debt Service:										
Principal Retirement	23,501	19,748	20,895	23,715	21,140	22,655	22,155	21,790	22,085	22,055
Interest and Fiscal Charges	9,296	10,184	10,916	10,873	11,490	13,206	14,321	15,221	16,724	18,255
Debt Issuance Costs	-	-	348	1,083	1,054	-	252	680	564	519
Capital Outlay	90,770	109,234	46,239	44,735	38,188	30,846	24,097	38,881	35,801	32,811
Total Expenditures	344,353	370,118	293,904	274,503	263,850	244,897	234,668	254,917	246,063	236,038
Excess (Deficiency) of Revenues										
Over (Under) Expenditures	11,296	(26,532)	(14,690)	(5,036)	(1,011)	4,900	11,024	(9,448)	(52)	1,929
Other Financing Sources (Uses)										
Proceeds from sale of assets	-	-	-	-	1,400	-	-	-	-	-
Proceeds from leases	566	-	-	-	-	-	-	-	-	-
Issuance of Debt	-	-	-	50,000	64,825	-	11,460	39,950	35,755	29,930
Issuance of Refunding Debt	-	-	20,185	42,075	-	-	-	-	-	-
Premium on Issuance of Debt	-	-	3,939	10,303	7,384	-	1,749	4,101	4,727	3,192
Payment to Escrow Agent	-	-	(23,810)	(42,956)	(43,692)	-	(29,448)	(51,837)	(41,353)	(33,075)
Transfers In	40,141	32,213	26,872	62,310	32,731	50,134	50,355	41,743	42,498	27,842
Transfers Out	(40,191)	(31,404)	(26,450)	(62,333)	(32,782)	(50,439)	(50,355)	(41,743)	(43,185)	(29,093)
Total Other Financing Sources (Uses)	516	809	736	59,399	29,866	(305)	(16,239)	(7,786)	(1,558)	(1,205)
Net Change in Fund Balances	\$ 11,812	(25,723)	(13,954)	\$ 54,363	\$ 28,855	\$ 4,595	(5,215)	(17,234)	(1,610)	\$ 725

Debt Service as a Percentage of										
Non-Capital Expenditures	12.93%	11.47%	12.84%	15.05%	14.46%	16.75%	17.32%	17.13%	18.46%	19.84%



Lafayette Consolidated Government
2024-25 Adopted Budget
General Governmental Tax Revenues by Source
Last Ten Fiscal Years (Unaudited)
(In Thousands)

	<u>2023</u>	<u>2022</u>	<u>2021</u>	<u>2020</u>	<u>2019</u>	<u>2018</u>	<u>2017</u>	<u>2016</u>	<u>2015</u>	<u>2014</u>
Tax Revenues										
Ad Valorem Taxes-										
City	\$ 30,140	\$ 28,039	\$ 27,503	\$ 28,579	\$ 27,944	\$ 27,765	\$ 27,559	\$ 25,906	\$ 24,571	\$ 24,136
Parish	63,018	57,989	57,530	58,295	61,117	60,257	59,895	54,544	53,415	46,352
Interest and Penalty	132	172	201	153	167	152	139	135	110	103
Franchise Fees	2,503	2,567	2,516	2,481	2,630	2,900	2,894	2,985	2,932	2,987
Fire Insurance Rebate	1,549	1,802	952	947	937	933	1,020	937	1,046	899
Parish Sales Tax	6,991	7,057	6,373	5,305	4,885	4,576	4,573	4,665	5,812	6,676
City Sales Taxes-										
1961 Sales Tax	57,481	55,275	51,263	43,804	44,593	43,181	43,441	43,337	44,695	44,213
1985 Sales Tax	46,737	46,323	43,185	35,892	37,221	36,221	36,575	36,122	37,805	37,533
TIF Districts	1,666	1,547	1,350	1,040	1,138	1,270	1,248	1,525	1,258	1,224
Economic Development Districts	1,613	1,545	1,527	293	-	-	-	-	-	-
Total Tax Revenues	\$211,830	\$202,316	\$192,400	\$176,789	\$180,632	\$177,255	\$177,344	\$170,156	\$171,644	\$164,122



Lafayette Consolidated Government
2024-25 Adopted Budget
Property Tax Rates (Per \$1,000 of Assessed Value)
Direct and Overlapping Governments
Last Ten Fiscal Years (Unaudited)

Fiscal Year	Lafayette City-Parish Consolidated Government				Lafayette Parish School Board					
	Total	Lafayette Parish			Lafayette Parish School Board			Other	Total	
	City of Lafayette	Operating	Debt Service	Total Parish	Operating	Debt Service	Total School Board			
<u>Millage</u>	<u>Millage</u>	<u>Millage</u>	<u>Millage</u>	<u>Millage</u>	<u>Millage</u>	<u>Millage</u>				
2014	17.94	24.67	3.00	27.67	33.56	-	33.56	35.09	114.26	
2015	17.94	27.28	3.00	30.28	33.56	-	33.56	35.14	116.92	
2016	17.94	26.47	2.75	29.22	33.56	-	33.56	35.37	116.09	
2017	17.80	27.05	2.75	29.80	33.56	-	33.56	35.06	116.22	
2018	17.80	27.05	2.75	29.80	33.56	-	33.56	35.51	116.67	
2019	17.80	27.05	2.75	29.80	33.56	-	33.56	36.69	117.85	
2020	17.94	25.96	2.00	27.96	33.56	-	33.56	36.70	116.16	
2021	17.94	27.285	2.00	29.285	35.94	-	35.94	37.47	120.64	
2022	18.19	27.415	1.85	29.265	35.94	-	35.94	24.84	108.24	
2023	18.19	27.415	1.85	29.265	35.59	-	35.59	24.84	107.89	

Source: Lafayette Parish Tax Assessor - Grand Recapitulation of the Assessment Roll.



Lafayette Consolidated Government
2024-25 Adopted Budget
Parish Property Tax Rates
(Per \$1,000 of Assessed Value)
Last Ten Fiscal Years of Collection (Unaudited)

	<u>2022</u>	<u>2021</u>	<u>2020</u>	<u>2019</u>	<u>2018</u>	<u>2017</u>	<u>2016</u>	<u>2015</u>	<u>2014</u>	<u>2013</u>
Parish Tax	3.25	3.25	3.25	3.05	3.05	3.05	3.05	3.05	3.05	3.05
Parish Tax (Exempted Municipalities)	1.625	1.625	1.625	1.52	1.52	1.52	1.52	1.52	1.52	1.52
Airport Maintenance	1.71	1.71	1.71	1.71	1.58	1.58	1.58	1.71	1.71	1.71
Courthouse & Jail Maintenance	2.51	2.51	2.51	2.34	2.34	2.34	2.34	2.34	2.34	2.34
Road and Bridges	4.47	4.47	4.47	4.17	4.17	4.17	4.17	4.17	4.17	4.17
Health Unit	n/a	n/a	n/a	n/a	n/a	n/a	n/a	0.80	1.61	-
Juvenile Detention Home Maint	1.25	1.25	1.25	1.17	1.17	1.17	1.17	1.17	1.17	1.17
Drainage Maint	3.58	3.58	3.58	3.34	3.34	3.34	3.34	3.34	3.34	3.34
Teche-Vermilion Freshwater	1.41	1.41	1.41	1.41	1.41	1.41	1.41	1.50	1.50	1.45
Detention Correctional Facility	2.21	2.21	2.21	2.06	1.90	1.90	1.90	2.06	2.06	2.06
Public Improvement Bonds (B&I)	1.85	1.85	2.00	2.00	2.75	2.75	2.75	2.75	3.00	3.00
Mosquito Abatement	n/a	n/a	n/a	n/a	n/a	n/a	n/a	1.50	1.50	0.50
School Tax (Constitutional)	4.92	4.92	4.92	4.59	4.59	4.59	4.59	4.59	4.59	4.59
Special School Tax	7.79	7.79	7.79	7.27	7.27	7.27	7.27	7.27	7.27	7.27
Special School Impr Maint Op	5.00	5.35	5.35	5.00	5.00	5.00	5.00	5.00	5.00	5.00
Law Enforcement District	17.36	17.36	17.36	16.79	16.79	16.79	16.79	16.79	16.79	16.79
School-1985 Operation	17.88	17.88	17.88	16.70	16.70	16.70	16.70	16.70	16.70	16.70
Assessment District	1.67	1.67	1.67	1.44	1.56	1.44	1.44	1.56	1.56	1.56
LEDA	1.80	1.80	1.68	1.68	1.68	1.68	1.68	1.82	1.82	1.82
Lafayette Parish Bayou Vermilion (B&I)	0.10	0.10	0.10	0.17	0.17	0.17	0.17	-	0.10	0.10
Lafayette Parish Bayou Vermilion Maint	0.79	0.79	0.79	0.75	0.75	0.75	0.75	0.75	0.75	0.75
Library	4.88	4.88	4.75	4.75	6.00	6.00	6.00	6.52	6.52	6.52
Health Unit, Mosquito, Etc.	1.98	1.98	2.21	2.21	2.21	3.56	3.56	n/a	n/a	n/a
Storm Water Management	1.18	1.18	1.18	1.10	1.10	n/a	n/a	n/a	n/a	n/a
Parish Roads & Bridges	0.075	0.075	0.075	n/a	n/a	n/a	n/a	n/a	n/a	n/a
Parish Fire Protection	0.405	0.405	0.175	n/a	n/a	n/a	n/a	n/a	n/a	n/a
Cultural Economy	n/a	n/a	n/a	0.25	0.25	n/a	n/a	n/a	n/a	n/a
Sub-District of DDA	15.00	15.00	12.75	12.75	12.75	11.69	11.24	11.24	10.91	10.91
Total	104.695	105.045	102.695	98.22	100.05	98.87	98.42	98.15	98.98	96.32

Source: Lafayette Parish Tax Assessor - Grand Recapitulation of the Assessment Roll.

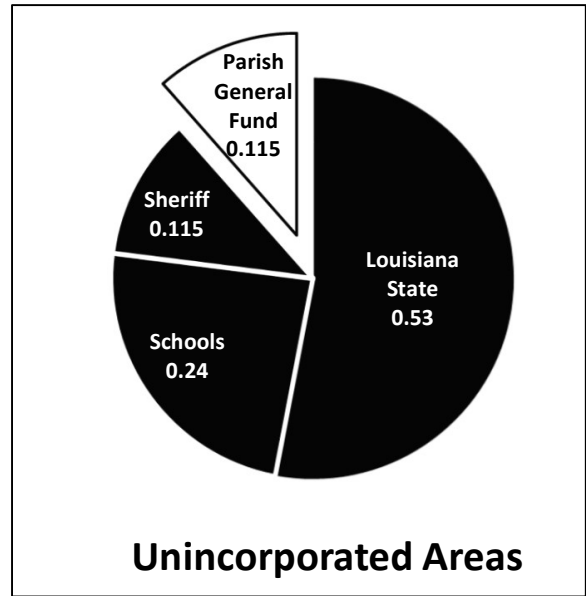
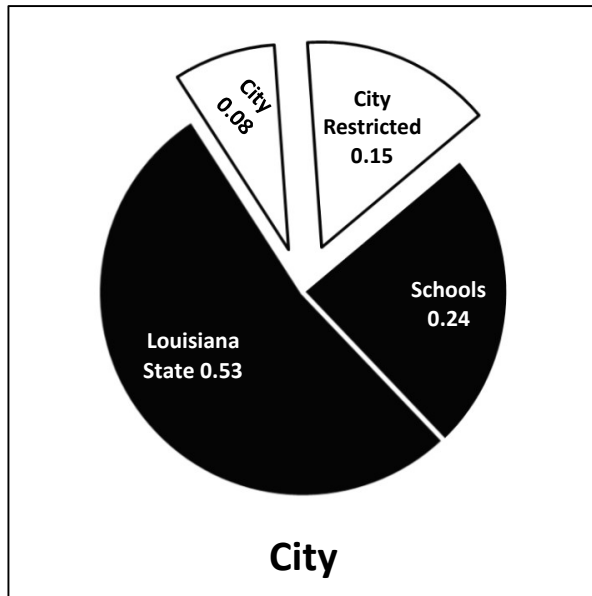
Note: Does not include taxes levied within municipal boundaries.



**Lafayette Consolidated Government
2024-25 Adopted Budget
Governmental Funds Gross Sales Tax Revenue
Last Ten Fiscal Years
(Unaudited)**

Fiscal Year	City Sales Tax 1961 1%	City Sales Tax 1985 1%	TIF Districts 1%	Economic Development Districts 1%	Parish Sales Tax 1%	Total Sales Tax
2014	\$44,212,574	\$ 37,532,841	\$ 1,224,206	\$ -	\$ 6,675,866	\$ 89,645,487
2015	44,694,734	37,804,976	1,258,320	-	5,812,450	89,570,480
2016	43,337,302	36,122,279	1,524,519	-	4,664,950	85,649,050
2017	43,441,278	36,575,353	1,247,517	-	4,573,349	85,837,497
2018	43,181,294	36,221,327	1,269,596	-	4,576,267	85,248,484
2019	44,592,889	37,221,378	1,138,358	-	4,885,224	87,837,849
2020	43,803,676	35,891,764	1,040,443	292,762	5,304,706	86,333,351
2021	51,262,785	43,185,120	1,349,797	1,526,641	6,373,263	103,697,606
2022	55,274,568	46,323,016	1,547,173	1,545,308	7,057,164	111,747,229
2023	57,480,663	46,737,419	1,665,536	1,613,350	6,990,643	114,487,611

Source: Lafayette Parish School System Sales Tax Division







Lafayette Consolidated Government
2024-25 Adopted Budget
Principal Property Tax Payers - Lafayette Parish
Current Year and Nine Years Ago
(Unaudited)

Taxpayer	Type of Business	December 31, 2022			December 31, 2013		
		Assessed Value	Rank	Percent of Total Assessed Valuation	Assessed Value	Rank	Percent of Total Assessed Valuation
First Horizon Bank	Financial Services	\$ 23,682,998	1	0.84%	\$ 13,115,578	9	0.59%
Stuller Inc.	Manufacturing	19,522,586	2	0.69%	17,873,808	5	0.80%
Atmos Energy	Natural Gas Utility	15,993,707	3	0.56%	--	--	--
Southwest La Electric (SLEMCO)	Electric Company	15,772,540	4	0.56%	13,637,100	8	0.61%
Entergy Gulf States	Electric Company	14,372,974	5	0.51%	--	--	--
A T & T / Bellsouth	Telecommunications	13,482,306	6	0.48%	22,951,077	2	1.03%
Wal Mart / Sams	Retail Services	13,252,439	7	0.47%	13,996,289	7	0.63%
JP Morgan Chase	Financial Services	12,051,077	8	0.43%	--	--	--
Whitney National Bank	Financial Services	11,928,987	9	0.42%	--	--	--
Home Bank	Financial Services	11,218,273	10	0.40%	--	--	--
Franks Casing	Oilfield Services	--	--	--	40,267,480	1	1.80%
P H I Inc.	Oilfield Services	--	--	--	20,550,805	3	0.92%
Schlumberger	Oilfield Services	--	--	--	18,993,752	4	0.85%
Halliburton	Oilfield Services	--	--	--	17,072,734	6	0.77%
Offshore Energy	Oilfield Services	--	--	--	13,067,493	10	0.59%
Totals		<u>\$ 151,277,887</u>		<u>5.36%</u>	<u>\$ 191,526,116</u>		<u>8.00%</u>
Parish's total assessed value for 2022		<u>\$ 2,832,029,624</u>					
Parish's total assessed value for 2013					<u>\$ 2,231,474,220</u>		

Source: Lafayette Parish Tax Assessor



**Lafayette Consolidated Government
2024-25 Adopted Budget
Principal Property Tax Payers - City of Lafayette
Current Year and Nine Years Ago
(Unaudited)**

Taxpayer	Type of Business	December 31, 2022			December 31, 2013		
		Assessed Value	Rank	Percent of Total Assessed Valuation	Assessed Value	Rank	Percent of Total Assessed Valuation
First Horizon Bank	Financial Services	\$ 21,161,177	1	1.27%	\$ 11,932,542	5	0.88%
Stuller Inc.	Manufacturing	19,522,586	2	1.17%	17,873,808	3	1.32%
Whitney National Bank	Financial Services	10,440,004	3	0.63%	--	--	--
JP Morgan Chase	Financial Services	10,240,365	4	0.61%	9,711,898	9	0.72%
Entergy Gulf States	Utilities	8,859,320	5	0.53%	--	--	--
Franks Casing	Oilfield Services	8,654,310	6	0.52%	31,456,678	1	2.33%
Home Bank	Financial Services	8,563,430	7	0.51%	--	--	--
A T & T / Bellsouth	Telecommunications	8,274,904	8	0.50%	15,292,409	4	1.13%
Wal-Mart / Sams	Retail Services	8,172,897	9	0.49%	11,307,541	6	0.84%
Capital One Bank	Financial Services	7,662,557	10	0.46%	--	--	--
P H I Inc.	Oilfield Services	--	--	--	20,550,805	2	1.52%
HCA Regional Health System	Medical Services	--	--	--	10,813,714	7	0.80%
Schlumberger	Oilfield Services	--	--	--	10,150,363	8	0.75%
Halliburton	Oilfield Services	--	--	--	6,461,575	10	0.48%
Totals		<u>\$ 111,551,550</u>		<u>6.69%</u>	<u>\$ 145,551,333</u>		<u>10.77%</u>
City's total assessed value for 2022		<u>\$1,666,452,773</u>					
City's total assessed value for 2013					<u>\$1,351,910,412</u>		

Source: Lafayette Parish Tax Assessor



**Lafayette Consolidated Government
2024-25 Adopted Budget
Property Tax Levies and Collections
Last Ten Fiscal Years (Unaudited)**

Year Ended October 31	Total Tax Levy	Current Tax Collections	Percent of Current Taxes Collected	Delinquent Tax Collections	Total Tax Collections	Percent of Total Tax Collections to Total Tax Levy	Outstanding Delinquent Taxes (1)	Percent of Delinquent Taxes to Total Tax Levy
City of Lafayette (Dollars in thousands)								
2014	\$ 24,172	\$ 24,074	99.59%	\$ 62	\$ 24,136	99.85%	\$ 733	3.03%
2015	24,638	24,565	99.70%	6	24,571	99.73%	800	3.25%
2016	25,993	25,893	99.62%	13	25,906	99.67%	887	3.41%
2017	27,645	27,536	99.61%	22	27,558	99.69%	973	3.52%
2018	27,849	27,759	99.68%	6	27,765	99.70%	1,057	3.80%
2019	27,986	27,910	99.73%	34	27,944	99.85%	1,100	3.93%
2020	28,688	28,559	99.55%	20	28,579	99.62%	1,208	4.21%
2021	27,594	27,443	99.45%	60	27,503	99.67%	1,299	4.71%
2022	28,064	28,000	99.77%	39	28,039	99.91%	1,324	4.72%
2023	30,194	30,124	99.77%	16	30,140	99.82%	1,379	4.57%
Lafayette Parish (Dollars in thousands)								
2014	\$ 46,636	\$ 46,187	99.04%	\$ 81	\$ 46,268	99.21%	\$ 450	0.96%
2015	53,882	53,262	98.85%	65	53,327	98.97%	620	1.15%
2016	55,042	54,052	98.20%	376	54,428	98.88%	989	1.80%
2017	61,047	59,764	97.90%	19	59,783	97.93%	1,283	2.10%
2018	61,515	60,121	97.73%	14	60,135	97.76%	1,394	2.27%
2019	61,755	60,953	98.70%	(9)	60,944	98.69%	802	1.30%
2020	59,159	58,177	98.34%	-	58,177	98.34%	982	1.66%
2021	57,961	57,335	98.92%	60	57,395	99.02%	626	1.08%
2022	58,261	57,842	99.28%	49	57,891	99.36%	419	0.72%
2023	63,261	62,788	99.25%	14	62,802	99.27%	473	0.75%

(1) Includes unpaid taxes from prior years.

Source: Lafayette Parish Tax Assessor



Lafayette Consolidated Government
2024-25 Adopted Budget
Calculation of Legal General Obligation Debt Margin
Last Ten Fiscal Years
(Unaudited)

City of Lafayette

Fiscal Year	Gross Assessed Value	Any One Purpose	Aggregate All Purpose	Debt Outstanding	Legal Debt Margin	Total General Obligation Debt Applicable to Limitation as a Percentage of Debt Limit
2014	\$1,347,375,057	\$134,737,506	\$471,581,270	\$ -	\$471,581,270	0%
2015	1,373,379,599	137,337,960	480,682,860	-	480,682,860	0%
2016	1,448,878,182	144,887,818	507,107,364	-	507,107,364	0%
2017	1,553,066,806	155,306,681	543,573,382	-	543,573,382	0%
2018	1,564,560,892	156,456,089	547,596,312	-	547,596,312	0%
2019	1,572,295,611	157,229,561	550,303,464	-	550,303,464	0%
2020	1,599,085,838	159,908,584	559,680,043	-	559,680,043	0%
2021	1,538,106,171	153,810,617	538,337,160	-	538,337,160	0%
2022	1,542,822,415	154,282,242	539,987,845	-	539,987,845	0%
2023	1,666,452,773	166,645,277	583,258,471	-	583,258,471	0%

Lafayette Parish

Fiscal Year	Gross Assessed Value	Any One Purpose	Aggregate All Purpose	Debt Outstanding	Legal Debt Margin
2014	\$2,231,474,220	\$223,147,422	no limit	\$61,820,000	no limit
2015	2,321,605,339	232,160,534	no limit	59,080,000	no limit
2016	2,447,494,074	244,749,407	no limit	56,235,000	no limit
2017	2,641,089,701	264,108,970	no limit	53,290,000	no limit
2018	2,665,288,645	266,528,865	no limit	50,205,000	no limit
2019	2,680,216,083	268,021,608	no limit	46,960,000	no limit
2020	2,750,982,374	275,098,237	no limit	43,555,000	no limit
2021	2,610,448,358	261,044,836	no limit	36,810,000	no limit
2022	2,632,598,034	263,259,803	no limit	33,250,000	no limit
2023	2,832,029,624	283,202,962	no limit	29,510,000	no limit

Louisiana Revised Statutes limit the Parish's General Obligation bonded debt for other purposes to 10% of the assessed valuation of the taxable property for a single purpose with no limit on the number of purposes. The City may issue general obligation bonded debt in excess of 10% of the assessed valuation of the taxable property for any single purpose provided that the aggregate for all such purposes (determined at the time of issuance of the bonds) does not exceed 35% of the assessed valuation of the taxable property of the City.



Governmental Activities								
Fiscal Year	City				Parish			
	Sales Tax Revenue Bonds	Taxable Refunding Bonds	Certificates of Indebtedness	Leases and Subscriptions	General Obligation			
2014	\$295,431	\$ 37,575	\$ 5,080	\$ -	\$ 63,811			
2015	276,830	35,500	4,750	-	60,932			
2016	252,452	33,345	4,405	-	57,947			
2017	220,701	31,105	4,045	-	54,863			
2018	202,473	28,780	3,670	-	51,639			
2019	215,341	26,365	3,275	-	48,254			
2020	255,102	25,835	2,865	-	44,710			
2021	236,110	25,835	2,435	-	41,060			
2022	218,218	25,835	1,990	279	37,133			
2023	199,671	23,360	1,525	836	33,025			

Fiscal Year	Business Type				Primary Government			
	Utilities Revenue Bonds	Communications Revenue Bonds	LPPA Revenue Bonds	Leases and Subscriptions	Total Primary Government	Percentage of Personal Income	Per Capita	Personal Income (1)
2014	\$266,364	\$ 113,810	\$ 100,162	\$ -	\$ 882,233	7.95%	\$ 4	\$ 11,100
2015	251,835	117,993	96,675	-	844,515	6.95%	4	12,147
2016	236,859	115,846	95,488	-	796,342	6.83%	3	11,668
2017	222,883	110,599	91,621	-	735,817	6.87%	3	10,705
2018	207,533	105,027	87,601	-	686,723	6.17%	3	11,128
2019	260,130	99,294	83,462	-	736,121	6.03%	3	12,205
2020	242,171	93,389	79,236	-	743,308	6.13%	3	12,129
2021	224,055	87,306	74,881	-	691,682	5.34%	3	12,944
2022	200,555	80,806	64,674	1,483	630,973	4.47%	3	14,084
2023	181,885	73,389	60,100	3,644	577,435	3.95%	3	14,615

(1) Source: U.S. Department of Commerce: Bureau of Economic Analysis



Lafayette Consolidated Government
2024-25 Adopted Budget
Ratio of General Bonded Debt
Last Ten Fiscal Years
(Unaudited)

City of Lafayette:

Fiscal Year	Population (2)	Net Assessed Value (1)	Sales Tax Revenue Bonds	Taxable Refunding Bonds	Certificates of Indebtedness	Debt Service Monies Available	Net Bonded Debt	Net Bonded Debt to Assessed Value	Net Bonded Debt per Capita
2014	127,154	\$1,347,375,057	\$295,430,838	\$37,575,000	\$ 5,080,000	\$ 41,881,156	\$296,204,682	21.98%	\$ 2,329
2015	128,551	1,373,379,599	276,830,123	35,500,000	4,750,000	40,779,403	276,300,720	20.12%	2,149
2016	130,422	1,448,878,182	252,451,584	33,345,000	4,405,000	31,728,073	258,473,511	17.84%	1,982
2017	132,272	1,553,066,806	220,701,367	31,105,000	4,045,000	29,303,689	226,547,678	14.59%	1,713
2018	133,942	1,564,560,892	202,473,399	28,780,000	3,670,000	28,487,254	206,436,145	13.19%	1,541
2019	135,737	1,572,295,611	215,341,041	26,365,000	3,275,000	26,771,665	218,209,376	13.88%	1,608
2020	137,309	1,599,085,838	255,101,804	25,835,000	2,865,000	27,311,138	256,490,666	16.04%	1,868
2021	132,892	1,538,106,171	236,109,855	25,835,000	2,435,000	25,986,234	238,393,621	15.50%	1,794
2022	133,727	1,542,822,415	218,217,906	25,835,000	1,990,000	25,872,025	220,170,881	14.27%	1,646
2023	133,727	1,659,936,366	199,670,958	23,360,000	1,525,000	24,661,502	199,894,456	12.04%	1,495

Lafayette Parish:

Fiscal Year	Population (2)	Net Assessed Value (1)	Gross General Obligation Bonds	Certificates of Indebtedness	Debt Service Monies Available	Net General Obligation Bonds	Net Bonded Debt to Assessed Value	Net Bonded Debt per Capita
2014	230,847	\$1,872,986,907	\$ 63,810,983	\$ -	\$ 3,826,722	\$ 59,984,261	3.20%	\$ 260
2015	238,586	1,958,174,846	60,931,661	-	4,248,120	56,683,541	2.89%	238
2016	240,560	2,081,902,895	57,947,340	-	4,492,786	53,454,554	2.57%	222
2017	242,231	2,259,086,547	54,863,019	-	5,166,277	49,696,742	2.20%	205
2018	241,894	2,276,953,641	51,638,697	-	5,909,647	45,729,050	2.01%	189
2019	244,056	2,286,166,528	48,254,376	-	6,805,198	41,449,178	1.81%	170
2020	245,191	2,349,992,652	44,710,054	-	6,054,734	38,655,320	1.64%	158
2021	243,446	2,202,052,148	41,060,496	-	5,528,143	35,532,353	1.61%	146
2022	244,709	2,214,956,938	37,132,910	-	4,332,299	32,800,611	1.48%	134
2023	244,709	2,406,155,428	33,025,323	-	3,821,357	29,203,966	1.21%	119

Notes:

- (1) Assessed value is net after homestead exemption and miscellaneous adjustments.
- (2) Louisiana Department of the Treasury (2023 population estimates remain unchanged due to the official estimate not being available).



Lafayette Consolidated Government
2024-25 Adopted Budget
Computation of Direct & Overlapping Debt
October 31, 2023
(Unaudited)

Governmental Unit	Debt Outstanding	Estimated Percentage Applicable	Amount Applicable to Primary Government
Direct:			
Lafayette Parish Government	\$ 33,025,323	100%	\$ 33,025,323
City of Lafayette	225,391,863	100%	225,391,863
Total Direct:	258,417,186		258,417,186
Overlapping:			
Lafayette Parish School Board	406,231,713	100%	406,231,713
Underlying:			
City of Broussard	15,510,504	6.08%	962,740
City of Carencro	12,710,000	4.66%	627,288
City of Scott	18,057,293	3.49%	586,937
Town of Youngsville	59,380,000	7.05%	2,895,415
Total Underlying:	\$ 105,657,797		5,072,380
Total overlapping debt			412,583,528
City of Lafayette/Lafayette Parish direct debt			258,417,186
Total Direct and Overlapping Debt			\$ 671,000,714
Population (1)			
City of Lafayette	133,727	54.65%	
City of Broussard	14,873	6.08%	
City of Carencro	11,392	4.66%	
Town of Duson	1,365	0.56%	
City of Scott	8,549	3.49%	
Town of Youngsville	17,258	7.05%	
Unincorporated Parish	57,545	23.52%	
Lafayette Parish	244,709		

The percentage of overlapping debt applicable is estimated using population. Application percentages were estimated by determining the portion of Municipalities population within the Parish's boundaries and dividing it by the Parish's total population.

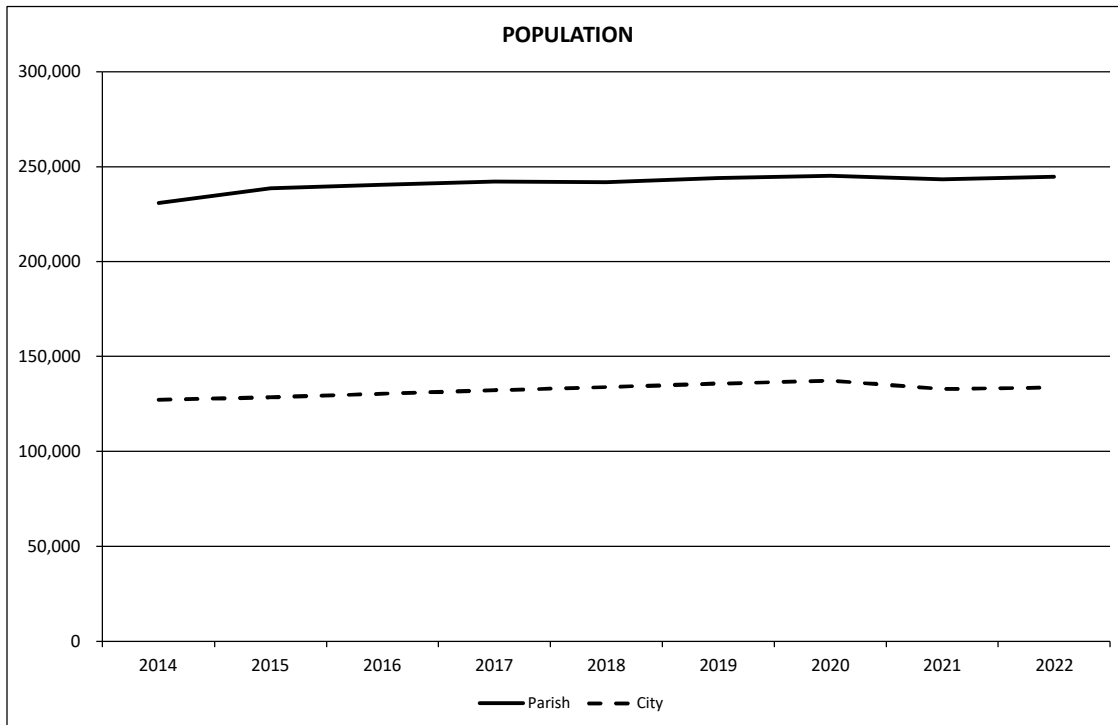
(1) Louisiana Department of Treasury (The 2023 estimates were not available; therefore the 2022 estimates were reported).



Fiscal Year	City of Lafayette			Lafayette Parish				Public Schools (3)
	Estimated Population (4)	Median Age (2)	Unemployment Rate (1)	Estimated Population (4)	Estimated Per Capita Income (5)	Median Age (2)	Unemployment Rate (1)	Enrollment
2014	127,154	35.3	4.4	230,847	48,000	34.4	4.2	30,056
2015	128,551	35.4	5.7	238,586	51,545	34.6	5.6	29,986
2016	130,422	35.7	6.2	240,560	48,734	34.9	6.3	29,555
2017	132,272	35.8	5.5	242,231	44,347	34.9	5.5	29,612
2018	133,942	36.3	4.8	241,894	45,892	35.1	4.3	30,264
2019	135,737	37.4	4.7	244,056	50,273	36.2	4.3	30,348
2020	137,309	37.9	7.9	245,191	49,629	36.7	7.6	30,996
2021	132,892	35.6	3.7	243,446	52,507	35.8	3.4	31,403
2022	133,727	35.6	3.9	244,709	52,507	35.8	2.5	31,261
2023	133,727	36.8	3.4	244,709	58,963	36.6	3.2	30,329

NOTES:

- (1) Louisiana Department of Labor
- (2) Lafayette Economic Development Authority
- (3) Louisiana Department of Education
- (4) Louisiana Department of the Treasury (2023 population estimates remain unchanged due to the official estimate not being available).
- (5) Bureau of Economic Analysis
- (6) Personal Income can be found on the Outstanding Debt by Type table.





Lafayette Consolidated Government
2024-25 Adopted Budget
Principal Employers
Current & Nine Years Ago
(Unaudited)

Employer	2023			2014		
	Employees	Rank	% of Total Employment	Employees	Rank	% of Total Employment
Ochsner Lafayette General	4,678	1	3.52%	4,026	2	3.58%
Lafayette Parish School System	4,198	2	3.16%	4,586	1	4.08%
Our Lady of Lourdes Regl Med	3,004	3	2.26%	1,533	8	1.36%
University of Louisiana-Lafayette	2,516	4	1.90%	2,006	5	1.79%
Lafayette Consolidated Government	2,201	5	1.66%	2,500	4	2.22%
Stuller Inc.	1,533	6	1.16%	1,210	10	1.08%
Amazon	1,300	7	0.98%	-	-	-
Walmart Companies	1,200	8	0.90%	1,642	7	1.46%
Lafayette Parish Government (not part of LCG)*	824	9	0.62%	-	-	-
LHC Group Inc	779	10	0.59%	-	-	-
Wood Group Production Services	-	-	-	2,990	3	2.66%
WHC Inc.	-	-	-	1,700	6	1.51%
Schlumberger	-	-	-	1,244	9	1.11%

Source: Lafayette Economic Development Authority

*Note: Lafayette Parish Government (not part of LCG) includes Clerk of Court, Assessor, and Sheriff's Offices.



Lafayette Consolidated Government
2024-25 Adopted Budget
Capital Asset Statistics by Function
Last Ten Fiscal Years
(Unaudited)

	Fiscal Year Ended October 31									
	2023	2022	2021	2020	2019	2018	2017	2016	2015	2014
Public Safety:										
Number of Police Stations	4	4	5	4	3	4	3	3	3	3
Number of Patrol Units	258	252	231	237	253	248	232	223	222	207
Number of Fire Stations	14	13	13	14	14	14	14	14	13	13
Number of Volunteer Fire Departments	7	7	7	7	7	7	7	7	7	7
Public Works:										
Miles of Streets	1,355	1,349	1,346	1,343	1,332	1,331	1,339	1,333	1,324	1,026
Miles of Drainage Coulees	871	871	871	871	871	871	871	950	950	944
Number of Bridges	201	198	262	261	400	392	392	392	392	392
Number of Street Lights	21,590	21,065	20,706	21,138	17,486	17,486	17,366	16,943	16,860	16,948
Parks and Recreation:										
Number of Community Centers	10	10	10	10	10	10	10	10	10	10
Number of Parks	29	27	27	35	35	35	35	35	35	35
Acres of Parks	1,191	1,155	1,201	1,314	1,314	1,314	1,314	1,314	1,292	1,292
Number of Golf Courses	3	3	3	3	3	3	3	3	3	3
Number of Swimming Pools	4	4	4	4	4	4	4	4	4	4
Number of Tennis Courts	53	53	49	55	55	55	55	55	55	55
Number of Ball Fields	74	85	69	113	113	113	113	113	120	120
Library:										
Number of Locations	9	9	9	9	9	9	9	9	9	10
Electric System:										
Miles of Transmission Lines	47	47	47	47	47	47	47	47	45	45
Miles of Distribution Lines	1,047	1,036	1,028	1,011	1,011	1,000	992	988	976	964
Sewerage System:										
Miles of Sanitary Sewers	701	701	688	692	673	665	659	649	649	637
Number of Treatment Plants	4	4	4	4	4	4	4	4	4	4
Water System:										
Miles of Water Mains	1,007	999	992	986	976	962	905	899	889	905
Number of Fire Hydrants	6,817	6,737	6,672	6,614	6,546	6,466	6,423	6,404	6,314	6,263

Source: Various LCG Departments

	Fiscal Year Ended October 31,			
	2023	2022	2021	2020
General Government:				
Number of Commercial Construction Permits	57	27	32	35
Value of Commercial Construction Permits (1)	230,728	114,946	67,466	56,262
Number of Residential Construction Permits	690	700	992	717
Value of Residential Construction Permits (1)	166,234	180,344	260,518	203,608
Public Safety:				
Number of Police Personnel and Officers	318	320	323	327
Number of Physical Arrests	9,135	5,063	4,172	5,337
Number of Traffic Violations	15,890	13,774	13,025	15,022
Number of Parking Violations	3,212	5,737	5,585	4,599
Number of Fire Personnel and Officers	285	285	285	285
Number of Calls Answered (Fire Department)	9,544	9,312	9,856	8,585
Number of Fire Inspections Conducted	2,948	2,268	2,566	2,101
Library:				
Items Checked Out	1,824,984	1,848,685	1,906,403	1,941,346
Number of Reference Inquiries	136,123	132,482	133,508	122,080
Computer Uses	173,579	175,133	158,894	182,076
Visits to a Library	788,290	755,110	666,279	740,556
Electric System:				
Number of Meters in Service	71,521	77,308	70,096	69,364
Daily Average Consumption in Kilowatt Hours	5,608,726	5,429,540	5,368,120	5,252,163
Maximum Capacity of Plants in Kilowatts	200,000	200,000	200,000	200,000
Sewerage System:				
Number of Service Connections	47,115	47,115	46,380	45,942
Daily Average Treatment in Gallons	13,800,000	14,210,000	15,350,000	15,180,000
Maximum Daily Capacity of Treatment Plant in Gallons	18,500,000	18,500,000	18,500,000	18,500,000
Water System:				
Number of Service Connections	59,722	58,735	58,120	57,693
Daily Average Consumption in Gallons	25,800,000	23,000,000	23,000,000	22,824,000
Maximum Daily Capacity of Plant in Gallons	51,600,000	49,110,000	49,100,000	49,100,000

Notes:

(1) Reported In Thousands

Source: Various LCG Departments

Lafayette Consolidated Government
2024-25 Adopted Budget
Operating Indicators by Function
Last Ten Fiscal Years
(Unaudited)

Fiscal Year Ended October 31,					
2019	2018	2017	2016	2015	2014
47	41	44	52	60	61
151,282	119,684	52,971	80,107	110,424	159,197
511	571	633	628	865	992
140,515	151,186	157,303	133,026	209,421	242,310
334	332	321	314	306	306
9,141	9,475	10,200	10,816	10,508	10,357
13,713	15,915	20,411	24,407	23,531	21,030
8,786	13,727	11,918	9,140	9,771	7,916
285	285	285	285	284	273
8,653	8,359	11,945	8,728	8,135	8,174
2,615	2,102	2,641	2,596	2,708	2,958
2,341,408	2,225,960	1,758,657	1,770,496	1,771,388	1,784,778
150,203	154,681	169,610	168,617	123,288	118,866
386,776	425,083	401,807	507,968	388,062	362,124
1,141,287	953,579	981,111	961,280	860,767	846,108
68,495	67,243	66,860	66,324	65,846	65,262
5,491,260	5,566,705	5,426,447	5,556,013	5,617,628	5,762,041
200,000	200,000	200,000	485,000	485,000	485,000
45,436	45,034	44,269	43,521	43,949	43,068
14,600,000	15,800,000	16,800,000	15,720,000	16,500,000	15,010,000
18,500,000	18,500,000	18,500,000	18,500,000	18,500,000	18,500,000
57,173	56,870	56,475	56,055	55,554	55,066
19,420,000	20,125,000	22,258,000	21,740,000	22,900,000	22,000,000
46,700,000	47,700,000	55,240,000	50,600,000	50,900,000	51,000,000