

FY2024-2025

ADOPTED OPERATING & FIVE-YEAR CAPITAL IMPROVEMENT

BUDGET

BY FUND



The consolidated government of the City of Lafayette and the Parish of Lafayette, Louisiana

Photos by LafayetteTravel.com





MAYOR-PRESIDENT

HONORABLE MONIQUE B. BOULET

CITY COUNCIL AND PARISH COUNCIL

LAFAYETTE CITY COUNCIL

LIZ W. HEBERT	CITY DISTRICT 3	CITY COUNCIL CHAIR
KENNETH P. BOUDREAUX	CITY DISTRICT 5	CITY COUNCIL VICE-CHAIR
ELROY BROUSSARD	CITY DISTRICT 1	
ANDY NAQUIN	CITY DISTRICT 2	
THOMAS HOOKS	CITY DISTRICT 4	

LAFAYETTE PARISH COUNCIL

BRYAN TABOR	PARISH DISTRICT 1	PARISH COUNCIL CHAIR
ABRAHAM "AB" RUBIN JR.	PARISH DISTRICT 5	PARISH COUNCIL VICE-CHAIR
DONALD E. RICHARD	PARISH DISTRICT 2	
KENNETH "KEN" STANSBURY	PARISH DISTRICT 3	
JOHN J. GUILBEAU	PARISH DISTRICT 4	

**FY 2024-2025 ADOPTED OPERATING AND FIVE-YEAR CAPITAL IMPROVEMENT
BUDGET OF THE CITY-PARISH CONSOLIDATED GOVERNMENT OF**

LAFAYETTE, LOUISIANA

Prepared By: Office of Finance & Management
Karen V. Fontenot, CPA, Chief Financial Officer





Government Finance Officers Association of the United States and Canada (GFOA) presented a Distinguished Budget Presentation Award to **Lafayette City-Parish Consolidated Government, Louisiana** for its Annual Budget for the fiscal year beginning **November 1, 2023**. In order to receive this award, a governmental unit must publish a budget document that meets program criteria as a policy document, as a financial plan, as an operations guide, and as a communications device.

This award is valid for a period of one year only. We believe our current budget continues to conform to program requirements, and we are submitting it to GFOA to determine its eligibility for another award.



GOVERNMENT FINANCE OFFICERS ASSOCIATION

*Distinguished
Budget Presentation
Award*

PRESENTED TO

**Lafayette Consolidated Government
Louisiana**

For the Fiscal Year Beginning

November 01, 2023

Christopher P. Morrill

Executive Director



**LAFAYETTE CONSOLIDATED GOVERNMENT
ADOPTED OPERATING AND CAPITAL BUDGET
FOR FISCAL YEAR 2024-2025**

TABLE OF CONTENTS

TITLE PAGE	3
GFOA BUDGET AWARD	5
TABLE OF CONTENTS	7
INTRODUCTION	19
MAYOR-PRESIDENT’S MESSAGE	39
TRANSMITTAL LETTER	41
PROPOSED BUDGET MESSAGE	43
CHIEF FINANCIAL OFFICER’S PROPOSED BUDGET DISCUSSION	47
 BUDGET OVERVIEW & HIGHLIGHTS	 57
BUDGET CHARTS & GRAPHS	
CONSOLIDATED REVENUES	59
CONSOLIDATED EXPENDITURES & RESERVES	59
NON – UTILITIES REVENUES & EXPENDITURES	60
CITY GENERAL FUND REVENUES & EXPENDITURES	61
PARISH GENERAL FUND REVENUES & EXPENDITURES	62
USE OF CITY & PARISH SALES TAX REVENUE	63
PROPERTY TAX REVENUE HISTORY	64
SALES TAX REVENUE HISTORY	64
IN LIEU OF TAX REVENUE HISTORY	65
CHARGES FOR SERVICES REVENUE HISTORY	65
UTILITIES SYSTEM REVENUE HISTORY	66
COMMUNICATIONS SYSTEM REVENUE HISTORY	66
AUTHORIZED PERSONNEL STRENGTH HISTORY	67
POPULATION HISTORY	67
ORGANIZATIONAL CHART WITH PERSONNEL STRENGTH	68
 BUDGET SUMMARY SCHEDULES	
PERSONNEL STRENGTH RECAP	69
SUMMARY OF REVENUES BY FUND	70
PROPERTY TAX SUMMARY	72
SUMMARY OF REVENUES BY SOURCE	73
SUMMARY OF EXPENDITURES & RESERVES BY DEPARTMENT	74
SUMMARY OF FINANCIAL SOURCES AND USES – ALL FUNDS	75
 MAJOR FUND PRO FORMAS	
CITY OF LAFAYETTE GENERAL FUND PRO FORMA	77
PARISH OF LAFAYETTE GENERAL FUND PRO FORMA	78
CITY OF LAFAYETTE 1961 SALES TAX CAPITAL PRO FORMA	79
CITY OF LAFAYETTE 1985 SALES TAX CAPITAL PRO FORMA	80
CITY OF LAFAYETTE UTILITIES SYSTEM PRO FORMA	81
CITY OF LAFAYETTE COMMUNICATIONS SYSTEM PRO FORMA	82

**LAFAYETTE CONSOLIDATED GOVERNMENT
ADOPTED OPERATING AND CAPITAL BUDGET
FOR FISCAL YEAR 2024-2025**

TABLE OF CONTENTS (CONTINUED)

ESTIMATED FUND BALANCES & CITY/PARISH ALLOCATION SUMMARY	
ESTIMATED BEGINNING & ENDING FUND BALANCES – GOVERNMENTAL FUNDS	83
ESTIMATED BEGINNING & ENDING FUND BALANCES – ENTERPRISE FUNDS	85
ESTIMATED BEGINNING & ENDING FUND BALANCES – INTERNAL SERVICE FUNDS	85
ALLOCATION SCHEDULE SUMMARY	86
BUDGETS BY FUND	89
FUND 101 – GENERAL FUND – CITY FUND	91
FUND 101 PROFORMA	93
FUND 101 DETAIL	94
FUND 101 MANNING TABLE	120
FUND 105 - GENERAL FUND - PARISH FUND	129
FUND 105 PROFORMA	131
FUND 105 DETAIL	132
FUND 105 CAPITAL APPROPRIATION	139
FUND 105 MANNING TABLE	140
FUND 201 – CITY PARKS & RECREATION FUND	141
FUND 201 PROFORMA	143
FUND 201 DETAIL	144
FUND 201 MANNING TABLE	148
FUND 202 – LAFAYETTE SCIENCE MUSEUM FUND	149
FUND 202 PROFORMA	151
FUND 202 DETAIL	152
FUND 202 MANNING TABLE	154
FUND 203 – MUNICIPAL TRANSIT SYSTEM FUND	155
FUND 203 PROFORMA	157
FUND 203 DETAIL	158
FUND 203 MANNING TABLE	161
FUND 204 – HEYMANN PERF ARTS FUND	163
FUND 204 PROFORMA	165
FUND 204 DETAIL	166
FUND 204 MANNING TABLE	169
FUND 205 – HEYMANN PERF ARTS CENTER – RESERVE FUND	171
FUND 205 PROFORMA	173
FUND 205 DETAIL	174
FUND 206 – ANIMAL CARE SHELTER FUND	175
FUND 206 PROFORMA	177
FUND 206 DETAIL	178
FUND 206 CAPITAL APPROPRIATION	180
FUND 206 MANNING TABLE	181

**LAFAYETTE CONSOLIDATED GOVERNMENT
ADOPTED OPERATING AND CAPITAL BUDGET
FOR FISCAL YEAR 2024-2025**

TABLE OF CONTENTS (CONTINUED)

FUND 207 – TRAFFIC SAFETY FUND	183
FUND 207 PROFORMA	185
FUND 207 DETAIL	186
FUND 209 – COMBINED GOLF COURSES FUND	187
FUND 209 PROFORMA	189
FUND 209 DETAIL	190
FUND 209 MANNING TABLE	194
FUND 211 – GOLF CART FUND	195
FUND 211 PROFORMA	197
FUND 211 DETAIL	198
FUND 215 – CITY SALES TAX TRUST FUND – 1961	199
FUND 215 PROFORMA	201
FUND 215 DETAIL	202
FUND 222 – CITY SALES TAX TRUST FUND – 1985	203
FUND 222 PROFORMA	205
FUND 222 DETAIL	206
FUND 225 - TIF SALES TAX TRUST FUND-MM101	207
FUND 225 PROFORMA	209
FUND 225 DETAIL	210
FUND 226 – TIF SALES TAX TRUST FUND-MM103	211
FUND 226 PROFORMA	213
FUND 226 DETAIL	214
FUND 241 – PARISH PARKS & RECREATION FUND	215
FUND 241 PROFORMA	217
FUND 241 DETAIL	218
FUND 250 – OPIOID SETTLEMENT FUND	219
FUND 250 PROFORMA	221
FUND 250 DETAIL	222
FUND 255 – CRIMINAL NON-SUPPORT FUND	223
FUND 255 PROFORMA	225
FUND 255 DETAIL	226
FUND 255 MANNING TABLE	227
FUND 259 – CITY STREET, ROAD & ALLEY FUND	229
FUND 259 PROFORMA	231
FUND 259 DETAIL	232
FUND 260 – ROAD & BRIDGE MAINTENANCE FUND	233
FUND 260 PROFORMA	235
FUND 260 DETAIL	236
FUND 260 CAPITAL APPROPRIATION	240

**LAFAYETTE CONSOLIDATED GOVERNMENT
ADOPTED OPERATING AND CAPITAL BUDGET
FOR FISCAL YEAR 2024-2025**

TABLE OF CONTENTS (CONTINUED)

FUND 260 MANNING TABLE	241
FUND 261 – DRAINAGE MAINTENANCE FUND	243
FUND 261 PROFORMA	245
FUND 261 DETAIL	246
FUND 261 CAPITAL APPROPRIATION	249
FUND 261 MANNING TABLE	250
FUND 262 – CORRECTIONAL CENTER FUND	251
FUND 262 PROFORMA	253
FUND 262 DETAIL	254
FUND 262 CAPITAL APPROPRIATION	256
FUND 262 MANNING TABLE	257
FUND 263 – LIBRARY FUND	259
FUND 263 PROFORMA	261
FUND 263 DETAIL	262
FUND 263 MANNING TABLE	265
FUND 264 – COURTHOUSE COMPLEX FUND	267
FUND 264 PROFORMA	269
FUND 264 DETAIL	270
FUND 264 CAPITAL APPROPRIATION	272
FUND 265 – JUVENILE DETENTION FACILITY FUND	273
FUND 265 PROFORMA	275
FUND 265 DETAIL	276
FUND 265 CAPITAL APPROPRIATION	279
FUND 265 MANNING TABLE	280
FUND 266 – PUBLIC HEALTH UNIT MAINT FUND	281
FUND 266 PROFORMA	283
FUND 266 DETAIL	284
FUND 266 MANNING TABLE	285
FUND 267 –WAR MEMORIAL BUILDING FUND	287
FUND 267 PROFORMA	289
FUND 267 DETAIL	290
FUND 267 CAPITAL APPROPRIATION	291
FUND 267 MANNING TABLE	292
FUND 268 –CRIMINAL COURT FUND	293
FUND 268 PROFORMA	295
FUND 268 DETAIL	296
FUND 269 –COMBINED PUBLIC HEALTH FUND	297
FUND 269 PROFORMA	299
FUND 269 DETAIL	300
FUND 270 –CORONER FUND	301

**LAFAYETTE CONSOLIDATED GOVERNMENT
ADOPTED OPERATING AND CAPITAL BUDGET
FOR FISCAL YEAR 2024-2025**

TABLE OF CONTENTS (CONTINUED)

FUND 270 PROFORMA	303
FUND 270 DETAIL	304
FUND 270 CAPITAL APPROPRIATION	306
FUND 270 MANNING TABLE	307
FUND 271 –MOSQUITO ABATEMENT & CONTROL FUND	309
FUND 271 PROFORMA	311
FUND 271 DETAIL	312
FUND 273 –STORM WATER MANAGEMENT FUND	313
FUND 273 PROFORMA	315
FUND 273 DETAIL	316
FUND 273 CAPITAL APPROPRIATION	318
FUND 273 MANNING TABLE	319
FUND 274 –CULTURAL ECONOMY FUND	321
FUND 274 PROFORMA	323
FUND 274 DETAIL	324
FUND 276 –PARISHWIDE PARKS & REC PROJ FUND	325
FUND 276 PROFORMA	327
FUND 276 DETAIL	328
FUND 278 –POLICE & FIRE RESILIENCY FUND	329
FUND 278 PROFORMA	331
FUND 278 DETAIL	332
FUND 279 –PARISHWIDE FIRE PROTECTION FUND	333
FUND 279 PROFORMA	335
FUND 279 DETAIL	336
FUND 285 –CRIMINAL JUSTICE COORD COMM FUND	339
FUND 285 PROFORMA	341
FUND 285 DETAIL	342
FUND 285 MANNING TABLE	343
FUND 296 –BUCHANAN GARAGE FUND	345
FUND 296 PROFORMA	347
FUND 296 DETAIL	348
FUND 297 –PARKING PROGRAM FUND	351
FUND 297 PROFORMA	353
FUND 297 DETAIL	354
FUND 297 MANNING TABLE	356
FUND 299 –CODES & PERMITS FUND	357
FUND 299 PROFORMA	359
FUND 299 DETAIL	360
FUND 299 MANNING TABLE	365

**LAFAYETTE CONSOLIDATED GOVERNMENT
ADOPTED OPERATING AND CAPITAL BUDGET
FOR FISCAL YEAR 2024-2025**

TABLE OF CONTENTS (CONTINUED)

FUND 352 –SALES TAX BOND SINKING FUND-1961	367
FUND 352 PROFORMA	369
FUND 352 DETAIL	370
FUND 353 –SALES TAX BOND RESERVE FUND-1961	371
FUND 353 PROFORMA	373
FUND 353 DETAIL	374
FUND 354 –SALES TAX BOND SINKING FUND-1985	375
FUND 354 PROFORMA	377
FUND 354 DETAIL	378
FUND 355 –SALES TAX BOND RESERVE FUND-1985	379
FUND 355 PROFORMA	381
FUND 355 DETAIL	382
FUND 356 – CONTIGENCY SINKING FUND-PARISH	383
FUND 356 PROFORMA	385
FUND 356 DETAIL	386
FUND 357 – 2011 CITY CERT OF IND SK-HFARM FUND	387
FUND 357 PROFORMA	389
FUND 357 DETAIL	390
FUND 358 – LIMITED TAX REFUND BDS SK FUND	391
FUND 358 PROFORMA	393
FUND 358 DETAIL	394
FUND 401 – SALES TAX CAP IMPROV-CITY FUND	395
FUND 401 PROFORMA	397
FUND 401 DETAIL	398
FUND 401 MANNING TABLE	408
FUND 461 – 1961 SALES TAX CAP IMPROV-CITY FUND	409
FUND 461 PROFORMA	411
FUND 461 DETAIL	412
FUND 461 CAPITAL APPROPRIATION	420
FUND 461 MANNING TABLE	426
FUND 485 – 1985 SALES TAX CAP IMPROV-CITY FUND	427
FUND 485 PROFORMA	429
FUND 485 DETAIL	430
FUND 485 CAPITAL APPROPRIATION	437
FUND 502 – UTILITIES SYSTEM FUND	445
FUND 502 PROFORMA	447
FUND 502 DETAIL	448
FUND 502 CAPITAL APPROPRIATION	465
FUND 502 MANNING TABLE	470

**LAFAYETTE CONSOLIDATED GOVERNMENT
ADOPTED OPERATING AND CAPITAL BUDGET
FOR FISCAL YEAR 2024-2025**

TABLE OF CONTENTS (CONTINUED)

FUND 532 – COMMUNICATIONS SYSTEM FUND	475
FUND 532 PROFORMA	477
FUND 532 DETAIL	478
FUND 532 CAPITAL APPROPRIATION	483
FUND 532 MANNING TABLE	484
FUND 550 – ENVIRONMENTAL SERVICES FUND	487
FUND 550 PROFORMA	489
FUND 550 DETAIL	490
FUND 550 CAPITAL APPROPRIATION	494
FUND 550 MANNING TABLE	495
FUND 551 – CNG SERVICE STATION FUND	497
FUND 551 PROFORMA	499
FUND 551 DETAIL	500
FUND 605 – UNEMPLOYMENT COMPENSATION FUND	501
FUND 605 PROFORMA	503
FUND 605 DETAIL	504
FUND 607 – GROUP HOSPITALIZATION FUND	505
FUND 607 PROFORMA	507
FUND 607 DETAIL	508
FUND 607 MANNING TABLE	510
FUND 614 – RISK MGMT FD-GENERAL GOV'T FUND	511
FUND 614 PROFORMA	513
FUND 614 DETAIL	514
FUND 702 – CENTRAL VEHICLE MAINTENANCE	517
FUND 702 PROFORMA	519
FUND 702 DETAIL	520
FUND 702 CAPITAL APPROPRIATION	523
FUND 702 MANNING TABLE	524
GENERAL BONDED INDEBTEDNESS	525
SCHEDULE OF DEBT AUTHORIZED AND UNISSUED	527
SUMMARY OF DEBT SERVICE SCHEDULES	527
PARISH GENERAL OBLIGATION BONDS	528
CERTIFICATES OF INDEBTEDNESS	529
CITY SALES TAX REVENUE BONDS	530
TAXABLE BONDS-CITY	533
UTILITIES REVENUE BONDS	534
COMMUNICATIONS SYSTEM REVENUE BONDS	535
CALCULATION OF LEGAL GENERAL OBLIGATION DEBT MARGIN	536
CITY OF LAFAYETTE BOND ANALYSES	537

**LAFAYETTE CONSOLIDATED GOVERNMENT
ADOPTED OPERATING AND CAPITAL BUDGET
FOR FISCAL YEAR 2024-2025**

TABLE OF CONTENTS (CONTINUED)

FIVE-YEAR CAPITAL IMPROVEMENT PROGRAM (CIP)	539
FIVE-YEAR CAPITAL IMPROVEMENT PROGRAM (ENTITY-WIDE) SUMMARY	541
FIVE-YEAR CAPITAL IMPROVEMENT PROGRAM (NON-UTILITIES)	543
FIVE – YEAR CAPITAL IMPROVEMENT PROGRAM (NON-UTILITIES) SUMMARY	544
ESTIMATED OPERATION AND MAINT COST OF FIVE-YEAR CAPITAL (NON-UTILITIES) IMPROVEMENTS	546
PARISH OF LAFAYETTE FIVE-YEAR CAPITAL IMPROVEMENT PROGRAM	547
LAFAYETTE PARISH PUBLIC LIBRARY FIVE-YEAR CAPITAL IMPROVEMENT PROGRAM.....	549
CITY & PARISH JOINT (NON-UTILITIES) FIVE-YEAR CAPITAL IMPROVEMENT PROGRAM	550
CITY OF LAFAYETTE (NON-UTILITIES) FIVE-YEAR CAPITAL IMPROVEMENT PROGRAM SUMMARY	551
ESTIMATED OPERATION AND MAINT COST OF CITY OF LAFAYETTE (NON-UTILITIES) IMPROVEMENTS.....	552
CITY OF LAFAYETTE BOND ANALYSIS.....	553
CITY OF LAFAYETTE PROJECT DETAIL.....	554
FIVE-YEAR CAPITAL IMPROVEMENT PROGRAM (UTILITIES)	559
UTILITIES SYSTEM – COMBINED SUMMARY – RETAINED EARNINGS & BOND CAPITAL	560
UTILITIES SYSTEM – ESTIMATED OPERATION AND MAINTENANCE EXPENSES.....	560
UTILITIES SYSTEM – PROJECT DETAIL	561
FIVE-YEAR CAPITAL IMPROVEMENT PROGRAM (COMMUNICATIONS SYSTEM)	567
COMMUNICATIONS SYSTEM – PROJECT DETAIL	568
CAPITAL APPROPRIATIONS BY FUND	571
FUND 105 – GENERAL FUND - PARISH FUND	573
FUND 206 – ANIMAL CARE SHELTER FUND	573
FUND 260 – ROAD & BRIDGE MAINTENANCE FUND	573
FUND 261 – DRAINAGE MAINTENANCE FUND.....	574
FUND 262 – CORRECTIONAL CENTER FUND	575
FUND 264 – COURTHOUSE COMPLEX FUND	576
FUND 265 – JUVENILE DETENTION FACILITY FUND	576
FUND 267 – WAR MEMORIAL BUILDING FUND	577
FUND 270 – CORONER FUND	577
FUND 273 – STORM WATER MANAGEMENT FUND	577
FUND 461 – 1961 SALES TAX CAP IMPROV-CITY FUND	578
FUND 485 – 1985 SALES TAX CAP IMPROV-CITY FUND	583
FUND 502 – UTILITIES SYSTEM FUND	591
FUND 532 – COMMUNICATIONS SYSTEM FUND	595
FUND 550 – ENVIRONMENTAL SERVICES FUND	596
FUND 702 – CENTRAL VEHICLE MAINTENANCE FUND.....	597
MANNING TABLES BY FUND	599
FUND 101 – GENERAL FUND – CITY FUND	600
FUND 105 – GENERAL FUND - PARISH FUND	607
FUND 162 – COMMUNITY DEVELOPMENT FUND	608
FUND 201 – CITY PARKS & RECREATION FUND	608
FUND 202 – LAFAYETTE SCIENCE MUSEUM FUND	609
FUND 203 – MUNICIPAL TRANSIT SYSTEM FUND	609
FUND 204 – HEYMANN PERF ARTS CENTER FUND	610
FUND 206 – ANIMAL CARE SHELTER FUND	610

**LAFAYETTE CONSOLIDATED GOVERNMENT
ADOPTED OPERATING AND CAPITAL BUDGET
FOR FISCAL YEAR 2024-2025**

TABLE OF CONTENTS (CONTINUED)

FUND 209 – COMBINED GOLF COURSES FUND	610
FUND 255 – CRIMINAL NON-SUPPORT FUND	611
FUND 260 – ROAD & BRIDGE MAINTENANCE FUND	611
FUND 261 – DRAINAGE MAINTENANCE FUND	612
FUND 262 – CORRECTIONAL CENTER FUND	612
FUND 263 – LIBRARY FUND	613
FUND 265 – JUVENILE DETENTION FACILITY FUND	613
FUND 266 – PUBLIC HEALTH UNIT MAINT FUND	614
FUND 267 – WAR MEMORIAL BUILDING FUND	614
FUND 270 – CORONER FUND	614
FUND 273 – STORM WATER MANAGEMENT FUND	615
FUND 285 – CRIMINAL JUSTICE COORD COMM FUND	615
FUND 297 – PARKING PROGRAM FUND	615
FUND 299 – CODES & PERMITS FUND	615
FUND 401 – SALES TAX CAP IMPROV-CITY FUND	616
FUND 461 – 1961 SALES TAX CAP IMPROV-CITY FUND	617
FUND 502 – UTILITIES SYSTEM FUND	618
FUND 532 – COMMUNICATIONS SYSTEM FUND	623
FUND 550 – ENVIRONMENTAL SERVICES FUND	624
FUND 607 – GROUP HOSPITALIZATION FUND	625
FUND 702 – CENTRAL VEHICLE MAINTENANCE	625
GLOSSARY	627
GLOSSARY	629
ABBREVIATIONS & ACRONYMS.....	635
APPENDIX	639
BUDGET ORDINANCES.....	641
STATISTICAL TABLES	651



INTRODUCTION

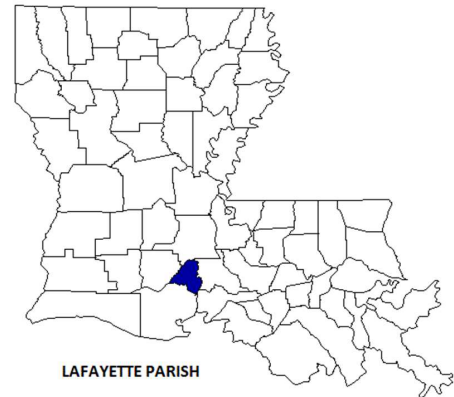




INTRODUCTION

This introduction and guide is designed to assist the reader in gaining an overview of Lafayette as well as aid in the use and comprehension of Lafayette Consolidated Government's (LCG) Operating and Five-Year Capital Improvement Budget Document.

The City of Lafayette, Louisiana is the parish seat of the Parish of Lafayette. The July 2023 estimated population of the City is 135,263 and the Parish is 247,107. The region was settled in 1763 by exiled Acadians from Nova Scotia (commonly called Cajuns). The Parish was created on January 17, 1823 and covers a total of 277 square miles. The City of Lafayette was originally founded as Vermilionville in 1821 and later renamed Lafayette in 1884. The City was incorporated in 1914. The Parish is located in the heart of Acadiana, an eight-parish area in the center of southern Louisiana between New Orleans and Houston. French, Creole, and Acadian culture, handwork and traditions are very much in evidence in and around the region and both French and English languages are still spoken. An estimated 11.5% of the Parish population speaks both French and English.



Given the Parish's central location in the Acadiana region, Lafayette is a hub for tourism. It boasts a vibrant music scene with world acclaimed music festivals such as Festival International De Louisiane and Festival Acadiens Et Creoles. In the spring and fall, free concerts through the Downtown Alive! Series are held downtown every Friday. The unique blend of Cajun and Creole cultures give rise to many diverse culinary opportunities. Attractions such as museums, art galleries, Acadian Village, and Vermilionville are within a short drive from the City's center. Lafayette is also truly part of Louisiana's Sportman's Paradise with easy access to golfing, fishing, hunting, water sports, and camping throughout the Parish.

The business base of the Parish includes energy services, manufacturing, health care, transportation and distribution, education, technology, finance, tourism, and other service-related industries. The population in Lafayette's trade market is over 600,000 with over a million tourists visiting the area each year. More than twenty percent of the dollars spent in the Parish come from visitors outside the Parish borders. The Lafayette Parish School System includes 45 schools, 25 elementary schools, 12 middle schools, and 8 high schools. Included in the system are 5 schools of choice, 6 high school academies, foreign language immersion curriculums, and gifted and talented programs. Lafayette is also home to the University of Louisiana at Lafayette (UL Lafayette), which is part of the University of Louisiana System. UL Lafayette offers bachelors, masters, and doctoral degrees in curriculums ranging from the humanities to hard sciences. It is one of the top-ranked universities in the south.

Prior to January 2020, the governing authority of LCG was the Lafayette City-Parish Council consisting of nine members elected from nine single member districts. By a general vote of Lafayette citizens, effective January 6, 2020, this Council was replaced by two separate councils consisting of five members each. The Lafayette City Council serves as the governing authority for the City of Lafayette. The Lafayette Parish Council serves as the governing authority for the Parish of Lafayette. The City Council and Parish Council, jointly, serve as the governing authority for Lafayette City-Parish Government. The LCG chief executive is the Mayor-President. LCG's governance structure is by home rule charter which, in its current form, was voted on by the citizenry in 1992. Although the governments were consolidated in 1996, the Home Rule Charter states that "The City of Lafayette shall continue to exist as a legal entity... and shall

exercise all powers granted by general state law and the state constitution for municipalities of the same population class.” Tax rates vary between the various municipalities and the unincorporated areas; therefore, after consolidating administration and operations of the two governments, LCG continues to maintain separate accounts for the City of Lafayette and Parish funds.

MISSION STATEMENT

The mission of LCG is to enhance the quality of life of our community by providing high-quality; cost-effective services that meet the needs and expectations of the public. The proposed budget is presented with this mission in mind and with the following goals.

GOALS

- To create responsible, accessible, and responsive government that has sound financial and administrative practices.
- To build a diverse economy with the ability to maintain during economic changes.
- To promote a city that is safe, environmentally conscious, and provides cultural and artistic enjoyments.
- To establish a well-maintained and future-oriented infrastructure with emphasis on convenient and efficient transportation movement.
- To establish predictable, compatible land uses through zoning and comprehensive planning.
- To enhance community-oriented programs such as parks and recreation and community development which provide an array of services for all citizens.

MAJOR INITIATIVES

Mayor-President Monique B. Boulet’s administration has prioritized several key initiatives to enhance city governance and re-establish public transparency throughout the process. This commitment to rebuild trust in local government and ensure that every decision made reflects the best interest of citizens throughout Lafayette Parish is evident in the establishment of major initiatives of Mayor-President Boulet’s administration. These major initiatives include: implementing efficiencies in public safety services; making strategic infrastructure investments for long-term growth; and modernizing high-quality governmental services for quality-of-life improvements. These measures aim to streamline operations, establish processes for accountability, and lay a foundation for stability, sustainable growth, and prosperity in Lafayette Parish.

- **Public Safety** – Effective partnerships between law enforcement and community stakeholders are essential to public safety, and it is important that government agencies and private citizens all embrace public safety as a shared responsibility. The Boulet administration aims to provide innovative and creative resources that help law enforcement engage community leaders, build lasting partnerships, and improve the health of our communities. Having well-supplied and well-funded police and fire departments is essential to the protection of life and property throughout our community. Furthermore, updating and re-establishing full-time emergency management operations at the Parish level will allow Lafayette to better manage preparation, response, and ultimately recovery from disasters. Mayor-President Boulet and the Lafayette Parish Sheriff are also working to bridge all agencies involved in the criminal justice process with the Criminal Justice

Coordinating Committee meeting, which currently gathers quarterly. Working together as a community, public safety is a priority for all.

- **Infrastructure** – When taxpayer money is spent, there is an inherent obligation to invest in projects that drive community related results. It is government’s responsibility to ensure that proper technical vetting and legal processes for all major investments have been followed. The Boulet administration will continue to maintain and develop critical infrastructure while prioritizing transformative infrastructure investments to propel the successes of the City and Parish. Specific revitalization projects include but are not limited to the University Corridor, Louisiana Avenue Extension, Johnston Street Revitalization, and I-49 Connector. These projects in addition to strategic utility and fiber expansions, will improve traffic flow, enhance streetscapes and gateways, and increase connectivity across our region. Community input and engagement will remain a core tenant in bringing these projects to life. Featuring intentional placemaking and accessible, multi-use sidewalks, these revitalization initiatives are critical investments that will boost commerce, improve property values and ensure healthy growth for today and for generations to come.
- **Quality of Life and Culture** – Through policies that prioritize sustainable development that supports a healthy environment and preservation of our rich cultural heritage, Lafayette Consolidated Government under the Boulet administration, aims to create environments where our families and our citizens can thrive economically, physically, socially, and culturally. These efforts are pivotal in fostering a vibrant and inclusive society for future generations to enjoy. In 2024, park improvements at Brown Park, Thomas Park, and Moore Park are scheduled to be completed, impacting nearby residents and visitors alike. These greenspaces in particular will spark interest from regional and national sporting tournaments and thus economic boosts for local hotels, restaurants, and stores while also maintaining the integrity of and access to neighborhoods in which they serve. Enhancements to our connectivity and walkability and continued celebration of Lafayette’s rich French and Creole culture will also help to cement Lafayette as not only a “Top Place to Travel” (*TravelLemming.com*) but also a destination for growing businesses like Buc-ees to plant new roots and encourage continued economic growth and development. Most importantly, this administration wants to have a quality of life our children can raise their families in, while also having interesting careers opportunities. That same quality of life attracts our growing number of boomerangs who move home bringing invaluable knowledge and talents they have learned in other parts of world, enhancing our rich culture and strengthening the basic fabric of who we are.

STRATEGIC PLANNING

PlanLafayette

A Comprehensive Plan, PlanLafayette, (https://www.lafayettela.gov/docs/default-source/d-p-documents/planlaf-2015-amended-dec2021.pdf?sfvrsn=e8d9de87_2) is a long-range plan or “guidebook” for a community’s growth, development and redevelopment. It is a vision for the future that plans for a twenty-year time period, based on local conditions, values and aspirations. It is called comprehensive because it coordinates the efforts of many different aspects of a community, such as land use, transportation, and economic development.

PlanLafayette 2035 was adopted by the Lafayette City-Parish Planning Commission on June 10, 2014. The Lafayette City-Parish Council endorsed PlanLafayette by resolution on Tuesday, July 1, 2014.

The plan is a living document that will always be amended to reflect changes in the community. A major amendment is to occur every five years. Staff has prepared Annual Reports to the Planning Commission to keep the commission up to date on implementation.

Downtown Action Plan

Downtown Lafayette is the heart of the Acadiana region. This Downtown Action Plan (“Plan”) (https://www.lafayettela.gov/docs/default-source/d-p-documents/downtown-action-plan.pdf?sfvrsn=ae8c949b_2) provides a vision for how we can leverage this important asset for the benefit of the entire region. The plan replaces the 1989 Growth Management Program and serves as a regional economic development tool.

Planning and Zoning Commissions

The LCG charter requires the capital improvement budget proposed by the administration be submitted to the City and Parish Planning and Zoning Commissions (Commissions) prior to submission of the budget to the Councils. The Commissions review the capital improvement budget for conformance to the master plan.

Future Plans

Looking to our future is critical in how we spend our money. Lafayette Parish is a small geographical parish with ongoing growth and high demand for more housing stock. This administration will work with its citizens to set goals of what we want Lafayette to look like in 10 or 20 years. The rural areas of Lafayette are faced with new development challenges every day. What used to be quiet country roads are no longer quiet. The unincorporated areas have limited resources and new short- and long-term challenges. We will set a path forward together.

The oldest parts of the City of Lafayette are in dire need of revitalization. We are challenged to look at our “old house” and map out a plan of new energy and revitalization from the Acadiana Mall to the Northgate Mall. This will take our whole community to accomplish but our government can start by addressing utility lines, connectivity and blight. Engaging in revitalization with long term economic development and stability in mind is our goal. As the University Avenue Gateway and Corridor goes through its own transformation, and we begin to focus on Johnston Street with critical action, revitalization efforts take root and new energy will spread. This is an exciting time for Lafayette’s future.

FINANCIAL POLICIES

Fund/Department Structure

The Annual Operating and Five-Year Capital Improvement Budget of Lafayette Consolidated Government includes various funds that are budgeted and accounted for separately. Categorized into Governmental and Proprietary, the funds are as follows:

Governmental Funds are used to account for most tax-supported activities.

The City General Fund and Parish General Fund are the government’s primary operating funds. These funds account for all financial resources except those required to be accounted for in other funds.

Special Revenue Funds are used to account for and report the proceeds of specific revenue sources that are legally restricted or committed to expenditure for specific purposes (other than debt service or capital projects). The term

“proceeds of specific revenue sources” indicates that one or more specific restricted or committed revenues should be the foundation for a special revenue fund. Those specific restricted or committed revenues may be initially received in another fund and subsequently distributed to a special revenue fund. Those amounts should be recognized not in the fund initially receiving them but rather in the special revenue fund in which they will be expended in accordance with specified purposes. Special revenue funds should not be used to account for resources held in trust for individuals, private organizations, or other governments.

The restricted or committed proceeds of specific revenue sources should be expected to continue to comprise a substantial portion of the inflows reported in the fund. Other resources (investment earnings and transfers from other funds, for example) also may be reported in the fund if those resources are restricted, committed, or assigned to the specific purpose of the fund.

Debt Service Funds are used to account for and report financial resources that are restricted, committed, or assigned to expenditure for principal and interest. Debt service funds should be used to report resources if legally mandated. Financial resources that are being accumulated for principal and interest maturing in future years also should be reported in debt service funds.

Capital Projects Funds are used to account for and report financial resources that are restricted, committed, or assigned to expenditure for major capital outlays, including the acquisition or construction of capital facilities and other capital assets. Capital projects funds exclude those types of capital-related outflows financed by proprietary funds or for assets that will be held in trust for individuals, private organizations, or other governments.

Proprietary Funds are used to account for the City-Parish business-type activities.

Enterprise Funds may be used to report any activity for which a fee is charged to external users for goods and services. Generally Accepted Accounting Principles require the use of an enterprise fund for any activity whose principal external revenue sources (1) are used for debt backed solely by fees and charges or (2) are required, either by a policy decision or law, to recover the cost of providing services of a particular activity (including capital costs such as depreciation or debt service).

Internal Service Funds are used to account for the financing of goods or services provided by one department or agency to other departments or agencies of the City-Parish on a cost-reimbursement basis.

Governmental Accounting Standards Board (GASB) Statement No. 34 requires that funds be classified as major or non-major. Governmental Funds designated as major funds are the City General Fund, Parish General Fund, Sales Tax Cap Improv-City Fund, 1961 Sales Tax Cap Improv-City Fund, and 1985 Sales Tax Cap Improv-City Fund. The Enterprise Funds that are reported as major funds are Utilities System Fund and Communications System Fund. All other funds are designated as non-major.

The fund structure for LCG is especially complex. City and Parish funds are accounted for separately due to the source of revenue and authority granted by the voters of both the City and the Parish. As a result, LCG maintains both a City General Fund and a Parish General Fund. Combined, there are over fifty general governmental funds (special revenue, debt service, and capital projects), three internal service funds, and five business type funds.



Most of the general operating expenses are budgeted in the City General Fund and allocated between the City and Parish General Funds based on the City-Parish Funding Source Allocations study prepared by MGT of America Consulting, LLC.

The allocations are performed using one of several methods of allocation depending on the nature of the services being distributed. There are over 25 different allocation methods. The City-Parish Allocation Schedule Summary can be found in the Budget Overview & Highlights Section of this document along with a list of allocation methods.

The department is the highest organizational structure in LCG’s hierarchy and each department’s operating and capital expenses can be budgeted in one or more funds depending on that department’s functions or activities. A listing of departments and the types of funds that support their expenditures is shown below.

Departments	City General Fund (Major)	Parish General Fund (Major)	Special Revenue Fund (Non-Major)	Capital Project Funds (Major)	Business Type (Major)	Business Type (Non-Major)
ELECTED OFFICIALS LEGISLATIVE	✓	✓		✓		
ELECTED OFFICIALS JUDICIAL	✓	✓	✓	✓		
ELECTED OFFICIALS OTHER	✓	✓	✓			
ELECTED OFFICIALS EXECUTIVE	✓		✓	✓		
ELECTED OFFICIALS LEGAL	✓			✓		
FINANCE AND MANAGEMENT	✓	✓	✓	✓		
INNOVATION & TECHNOLOGY	✓			✓		
POLICE	✓		✓	✓		
FIRE	✓	✓	✓	✓		
PUBLIC WORKS	✓	✓	✓	✓		✓
DRAINAGE		✓	✓	✓		
TRAFFIC, ROADS, & BRIDGES	✓	✓	✓	✓		
PARKS, ARTS, RECREATION, CULTURE	✓		✓	✓		
COMMUNITY DEVELOPMENT & PLANNING	✓	✓	✓	✓		
OTHERS	✓	✓	✓			
UTILITIES					✓	
COMMUNICATIONS SYSTEM					✓	

Auditing, Accounting, and Financial Reporting

LCG’s accounting and financial reporting systems are maintained in conformity with generally accepted accounting principles (GAAP) and standards of the Governmental Accounting Standards Board (GASB). An enterprise resource system is maintained containing all financial modules including a fixed asset module which maintains the identity of all assets, their location, historical cost, useful life, and depreciation calculations as well as the department responsible for the control of the asset.

An independent accounting firm audits the financial records of the government annually and issues an audit opinion on the financial statements of the governmental activities, the business type activities, the aggregate discretely presented component units, each major fund, and the aggregate remaining fund information. The most current audit for period ending October 31, 2023 received an unmodified opinion in that all reports presented fairly and were in conformance with generally accepted accounting principles.

Investment Management

The Cash Management Rules and Guidelines of LCG address the following areas:

- Scope, Prudence, and Objectives
- Delegation of Authority
- Authorized Financial Dealers and Institutions and Diversification in Authorized and Suitable Investments
- Collateralization
- Safekeeping and Custody

It is the policy of LCG to invest public funds in a manner which conforms to existing Louisiana State Statutes governing the investment of public funds and LCG's Home Rule Charter while receiving a maximum rate of return. LCG's Investment Policy has the following objectives: safety, liquidity, yield, and public trust. Authorized security purchases include:

- U.S. Treasury Bills, Notes, and Bonds with maturities not to exceed two years.
- Federal agency and instrumentality coupon debentures and discount notes with maturities not to exceed two years-limited to Federal Home Loan Bank, Federal National Mortgage Association, Federal Farm Credit Bank, and Federal Home Loan Mortgage Corporation.
- Repurchase agreements with a maturity not to exceed six months on the above securities collateralized at a minimum of 102 percent of the purchase price of the repurchase agreement.
- The purchase of any securities listed in the first two bullets in excess of two years must be pre-approved in writing by the Chief Financial Officer.

Fund Balance Policy

Governmental funds report the difference between their assets and liabilities as fund balance. Under generally accepted accounting principles (GAAP), fund balance is divided into two major components; Nonspendable and Spendable. Nonspendable is that portion of fund balance that is not available for appropriation because the assets it represents are not in a spendable form, such as inventory. Spendable Fund Balance is further broken down into four categories; restricted, committed, assigned, and unassigned. It is the unassigned portion of fund balance that can be appropriated without external or internal restrictions. It is the intent of LCG administration to maintain at a minimum its unassigned fund balance for the City and Parish General Funds at 20% of the total fund's operating expenses. Under this policy, LCG administration, in its budgeting process, submits a proposed budget to the City Council & the Parish Council that adheres strictly to the fund balance requirements. This policy has not yet been ratified by the City Council & the Parish Council and during the budget adoption process the Councils may, at their discretion, amend the budget in such a way that this policy is violated. In such cases, policy violations will be discussed in the administration's transmittal letter in the final budget document. Additionally, the City Council & the Parish Council may be asked to provide a discussion of these decisions and, if provided, will be included in the final budget document as well.

Debt Policy

LCG's debt is issued primarily as a financing tool for infrastructure (such as streets, drainage, and utilities) and infrastructure improvements. A careful balance between debt financed projects and pay-as-you-go capital projects is maintained. Capital projects that may be funded by debt are evaluated within the context of LCG's long range capital plan and debt is only issued after careful consideration of current debt levels, economic conditions, the availability of alternative funding sources, and key debt and liquidity ratios. Bond covenants require that the average annual revenues for the City of Lafayette sales tax collections for the two (2) most recent fiscal years must equal or exceed 1.5 times the highest combined principal and interest requirements for any succeeding fiscal year on all City sales tax bonds outstanding. It is the administration's policy to maintain a higher City sales tax ratio of 2.0.

Louisiana Revised Statutes limit the Parish's general obligation bonded debt for other purposes to 10% of the assessed valuation of the taxable property for a single purpose with no limit on the number of purposes. The City may issue general obligation bonded debt in excess of 10% of the assessed valuation of the taxable property for any single purpose provided that the aggregate for all such purposes (determined at the time of issuance of the bonds) does not exceed 35% of the assessed valuation of the taxable property of the City.

Compliance with all bond covenants, bond ordinances, contracts, etc. are monitored. Additionally, required financial data and event information are uploaded to the Electronic Municipal Market Access (EMMA) which is the official repository for information on virtually all municipal bonds.

Revenue Policy

LCG endeavors to have a diversified and stable revenue system to protect against unforeseeable short-term fluctuations in any one revenue source. Revenue forecasts are based on the best information available and take into consideration historical trends, current economic factors (such as property assessments and retail sales trends), and projected activity. Revenues are budgeted conservatively but if economic downturns develop, which could result in revenue shortfalls, adjustments in budgeted expenditures are made to compensate. LCG establishes and monitors user fees and charges based on the cost of services and community benefit. Services may be subsidized as the Councils deem necessary. The use of one-time revenues or those of an unpredictable nature to fund on-going expenditures is discouraged. LCG pursues alternate methods of financing such as federal and state grants and intergovernmental agreements.

Expenditure Policy

All department directors share in the responsibility of looking at and understanding LCG's long-term financial viability, the general spending trends of their respective departments, the projected departmental revenues, and educating themselves and their staff on the necessary short and long-term balance between revenues and expenses. Departmental budgets are submitted to the administration with these responsibilities in mind and budgets are typically zero-based or status quo with little or no increases to expenditures contemplated. As the administration evaluates budgetary requests, higher priority is given to expenditures which provide direct public services and public health and safety. The highest priority is given to the payment of bonds, notes, contracts, accounts payable, and other monetary liabilities. An appropriate balance between these priorities and the dollars provided towards the assurance of good management and legal compliance is strived for.

Capital Improvements

LCG maintains a Five-Year Capital Improvement Program (including anticipated funding sources) which is updated annually and is approved by the City Council & the Parish Council during the budget process. Capital improvement projects are defined as infrastructure, equipment purchases, or construction that results in a capitalized asset and having a useful life of more than one year.

In addition to a Five-Year Capital Improvement Program, Section 5-05 of the Home Rule Charter requires that a Capital Improvement budget must include the estimated annual cost of operating and maintaining the capital improvement to be constructed or acquired.

Proposed capital projects are reviewed by departmental directors, staff, and administration. Priority of projects is based on financial sources available and/or debt considered and overall consistency with LCG's goals and objectives.

Internal Controls and Fiscal Monitoring

Financial systems will maintain internal controls to monitor revenues, expenditures, and program performance on an ongoing basis. As required by the Home Rule Charter and/or internal written policy, monthly financial reports are prepared as well as departmental meetings held to review status of revenues and expenditures and compliance to the adopted budget.

Distinguished Budget Presentation Awards Program

LCG's budget will be submitted to the GFOA Distinguished Budget Presentation Awards Program for FY 2024-2025. LCG presented its budget to the award program for fiscal years 2014 to 2024. The GFOA Distinguished Budget Award was given for those submissions. The budget should satisfy criteria as financial and programmatic policy documents, a comprehensive financial plan, an operations guide for all organizational units, and a communications device for all significant budgetary issues, trends, and resource choices.

Basis of Accounting

The government-wide, proprietary, and fiduciary fund financial statements are reported using the economic resources measurement focus and the accrual basis of accounting. Revenues are recorded when earned and expenses are recorded when a liability is incurred, regardless of the timing of related cash flows. Nonexchange transactions in which the government gives (or receives) value without directly receiving (or giving) equal value in exchange include property taxes, grants, and entitlements. On an accrual basis, property taxes are recognized in the year for which the taxes are levied. Revenue from grants, entitlements, and donations is recognized in the fiscal year in which all eligibility requirements have been satisfied.

Governmental funds are reported using the current financial resources measurement focus and the modified accrual basis of accounting. Under this method, revenues are recognized when susceptible to accrual (i.e., when they become both measurable and available). "Measurable" means the amount of the transaction can be determined and "available" means collectible within the current period or soon enough thereafter to be used to pay liabilities of the current period. Sales taxes are considered "measurable" when in the hands of the Sales Tax Collector and are recognized as revenue at that time. Ad valorem taxes are recognized as revenue in the year they are budgeted, that is, in the year in which such taxes are billed and collected. Revenue from grants, entitlements, and donations is

recognized in the fiscal year in which all eligibility requirements have been satisfied. All other receivables collected within 60 days after year-end are considered available and recognized as revenue of the current year. Expenditures are recorded when the related fund liability is incurred except for principal and interest on general long-term debt, claims and judgments, and compensated absences which are recognized to the extent they have matured. General capital asset acquisitions are reported as expenditures in governmental funds. Proceeds of general long-term debt and acquisitions under capital leases are reported as other financing sources. Except for miscellaneous supplies warehoused at central locations and issued to operating departments as needed, purchases of various operating supplies are regarded as expenditures at the time purchased.

Basis of Budgeting

The budget is reported using the current financial resources measurement focus, as described in the Basis of Accounting section, and is consistent with GAAP. Appropriations define the cash limits that cannot be exceeded. No reference is given to when revenues are earned or expenses are incurred. For budgetary purposes, these items are only recognized when received or paid. Non-cash items such as depreciation and amortization are not budgeted.

Differences between Basis of Accounting and Basis of Budgeting

Some of the differences between the basis of budgeting and the accounting basis are:

- Debt payment for principal-budgeted as an expense item, adjusted at year-end against the liability.
- Depreciation recorded for proprietary and enterprise funds on an accrual basis, eliminated for budget purposes.
- Encumbrances are recorded as a reserve of budgeted funds on the cash basis and recorded as a committed portion of fund balance on the accrual basis.
- Compensated absences are adjusted annually using the accrual method but on the cash basis for budgeting are absorbed by salaries.

This budget complies with all relevant financial policies.

BUDGETARY POLICIES

In addition to the Home Rule Charter budgetary submission requirements and administrative responsibilities discussed below, LCG adheres to the Louisiana Revised Statutes Title 39 Chapter(s) 1301-1315-Louisiana Local Government Budget Act. Of specific note is R.S. 39:1305 that requires the submission of a budget where "...proposed expenditures shall not exceed the total estimated funds available for the ensuing fiscal year." LCG uses this definition as the meaning of a balanced budget and all adopted budgets follow this statute.

The fiscal year for Lafayette Consolidated Government is November 1 through October 31. The Home Rule Charter requires that at least ninety days prior to the beginning of each fiscal year, an operating budget and a capital improvement budget be submitted to the City Council & the Parish Council. The Clerk of the Council then publishes a joint public hearing notice at least ten days prior to the date the budget is presented to the public for a formal public hearing. The notice is required to include a general summary of the proposed budget, the times and places where copies of the budget are available for public inspection, and the location, date, and time of the joint public hearing.

If the City Council & the Parish Council fail to adopt a budget before the end of the current fiscal year, the budget for the current fiscal year continues in effect for a maximum of six months into the next fiscal year and is limited to fifty percent of the amount appropriated for the current fiscal year.

The Charter also requires that the operating budget presents a complete financial plan for the ensuing year and that the following be included in the operating budget document:

- A budget message prepared by the Mayor-President.
- A general budget summary with proposed budgeted amounts, actual amounts for the last completed fiscal year, and estimated amounts for the year in progress.
- Detailed estimates of all proposed expenditures showing the corresponding estimated expenditures for each item for the current fiscal year and actual amounts for the last preceding fiscal year.
- Manning or organizational tables for each of the departments, agencies, or programs.
- Detailed estimates of all anticipated revenues and other income showing the corresponding estimated revenue or income for each item for the current fiscal year and actual figures of the last preceding fiscal year.
- Statement of the indebtedness of the City-Parish Government showing debt redemption and interest requirements, debt authorized and unissued, and conditions of the sinking funds.
- A proposed complete draft of the appropriation ordinance.
- A clear general summary of the capital improvement budget.
- A list of all capital improvements and acquisitions for at least five fiscal years.
- Cost estimates, recommended method of financing, and the estimated annual cost of operating and maintaining the capital improvements.

If during the fiscal year the Mayor-President certifies that there are available for appropriation funds in excess of those estimated in the operating budget, the Mayor-President may present a supplement to the budget for the disposition of such funds and the appropriate Council(s), by ordinance, may make supplemental appropriations for the year up to the amount of such excess in the same manner required for adoption of the budget. If at any time during the fiscal year it appears to the Mayor-President that the funds available will be insufficient to meet the amount appropriated, the Mayor-President shall report to the appropriate Council(s) without delay, indicating the estimated amount of the deficit, any remedial action taken, and recommendations as to any other steps to be taken. The appropriate Council(s) shall then take such further action as it deems necessary to prevent a deficit. No appropriation for debt service may be reduced or transferred below any amount required by law.

With the exception of amounts appropriated for debt service and salaries, the Mayor-President can transfer any amount unencumbered within departments during the year. Amounts cannot be transferred to or from the salary account unless approved by the appropriate Council(s) by ordinance(s). Every appropriation, except an appropriation for a capital expenditure, lapses at the close of the fiscal year to the extent that it has not been expended or encumbered. An appropriation for a capital expenditure is allowed to continue in force until the purpose for which it was made has been accomplished or abandoned; however, any capital appropriation with no disbursements or encumbrances for three years is deemed abandoned.

ADMINISTRATIVE BUDGET PROCESS

The Chief Financial Officer (CFO) is responsible to recommend to the Chief Administrative Officer (CAO) a timeline and plan to facilitate the budget process for the next fiscal year. The approved budget calendar and budget instructions were delivered to department heads in March of this year. At weekly director's meetings throughout April and May,

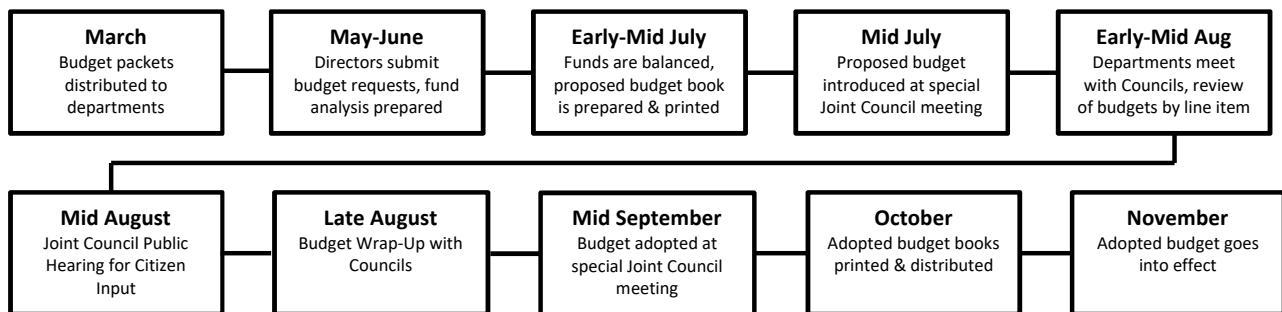
the department heads were apprised of the results of the previous fiscal year and of anticipated challenges facing the City-Parish for the current and next fiscal year.

The Budget Management Division and the CFO’s staff worked tirelessly during June and July to ensure that all funds were balanced and to identify over-expended funds. Together with the CAO, changes to budgetary line items were made to keep the proposed budget in line with the priorities set by the Mayor-President.

The public is invited to attend and speak at all department budget meetings held August 8 – August 15, as well as the public hearing for citizen input on August 20. The schedule of department budget meetings can be found on LCG’s website under Council Office (https://lafayettela.gov/docs/default-source/council-documents/2024-council-budget-review-schedule.pdf?sfvrsn=c17243c1_1). This schedule is published on LCG’s social media pages and in the local newspaper. The department budget meetings are also announced during the Council Meetings that are locally broadcasted and live streamed.

Copies of the budget are available for public use in the public libraries, the Council Office, the Mayor-President’s Office and LCG’s Information Desk. Online versions of the budget are posted on LCG’s website under Finance & Management (<https://www.lafayettela.gov/finance-management/lcg-budget-documents/default>). A Citizen’s Guide to the Budget has been published and is posted on LCG’s website under Finance & Management (https://www.lafayettela.gov/docs/default-source/finance-management-documents/budget-files/citizen's-guide-to-the-budget.pdf?sfvrsn=659a3308_2). The approved budget calendar for preparation of the FY 2024-25 budget is as follows:

- Mar 12** Budget calendars, instructions, and forms are e-mailed to department heads.
- Mar 13-May 17** ... Departments prepare budget requests and return same to Budget Management.
- May 30-June 13** .. Mayor-President, CAO, and CFO review O&M and Capital budgets.
- June 24-July 5** Budget Management balances, analyzes, and completes proposed budget. CFO meets with CAO and Mayor-President to finalize proposed budget.
- July 8** Finalized proposed budget is submitted for printing.
- Aug 12, Aug 19**.... Five-Year Capital Improvement Budget is submitted to City & Parish Planning and Zoning Commissions.
- July 16**..... Special Joint Council meeting for the introduction of Operating & Five-Year Capital Improvement Budget.
- Aug 8-Aug 15** Department-City and/or Parish Council budget meetings.
- August 20**..... Public hearing for citizen input.
- August 29**..... Public meeting for wrap up of outstanding items.
- September 12**..... Special Joint Council meeting for final adoption. Meeting postponed due to potential hurricane.
- September 17**..... Rescheduled Special Joint Council meeting for final adoption.
- November 1**..... Adopted budget goes into effect.





Lafayette Consolidated Government
 FY 2024-25 Adopted Budget
 List of Funds

Fund #	Fund	Fund Type	Description	Appropriated	Included in Budget	Included in ACFR
101	City General Fund	Major-General	This fund accounts for and reports all Lafayette City financial resources not accounted for and reported in another fund by law or by GAAP. It is the general operating account for the City.	Yes	Yes	Yes
105	Parish General Fund	Major-General	This fund accounts for and reports all Lafayette Parish financial resources not accounted for and reported in another fund by law or by GAAP. It is the general operating account for the Parish.	Yes	Yes	Yes
401	Sales Tax Cap Improv-City	Major-Capital	This fund is used to account for the receipt of sales tax dollars used for the acquisition and construction of capital assets other than those financed by bonded debt. In June 2024, all projects and account balances were transferred to Fund 461 or Fund 485 as determined by compliance with the 1961 Sales Tax and 1985 Sales Tax dedications.	Yes	Yes	Yes
461	1961 Sales Tax Cap Improv-City	Major-Capital	This fund is used to account for receipt of 1961 sales tax dollars used for the acquisition and construction of capital assets other than those financed by bonded debt.	Yes	Yes	Yes
485	1985 Sales Tax Cap Improv-City	Major-Capital	This fund is used to account for receipt of 1985 sales tax dollars used for the acquisition and construction of capital assets other than those financed by bonded debt.	Yes	Yes	Yes
502	Utilities System	Major-Enterprise	This fund accounts for receipts of charges and fees paid by the rate payers for the conduct of the City's electric, water, and waste water utilities and the disbursement of same for all operational and capital expenditures.	Yes	Yes	Yes
532	Communications System	Major-Enterprise	This fund accounts for receipts of charges and fees paid by the rate payers for the conduct of the City's telecommunications, Internet, and cable TV services and the disbursement of same for all operational and capital expenditures.	Yes	Yes	Yes
201	City Parks & Recreation	Special Revenue	This fund is funded primarily from a transfer of City general governmental funds and ad valorem taxes assessed by the City. These proceeds are used for the purpose of maintaining and operating recreation programs in the City.	Yes	Yes	Yes
202	Lafayette Science Museum	Special Revenue	This fund is used to account for revenues from ticket sales, facility rentals, and other services provided to cover the costs of operating and maintaining the museum and planetarium.	Yes	Yes	Yes
203	Municipal Transit System	Special Revenue	This fund accounts for the activities necessary to provide bus service for the residents of the City.	Yes	Yes	Yes



**Lafayette Consolidated Government
FY 2024-25 Adopted Budget
List of Funds**

Fund #	Fund	Fund Type	Description	Appropriated	Included in Budget	Included in ACFR
204/205	Heymann Performing Arts	Special Revenue	These funds are used to account for all proceeds from ticket sales and facility rental fees at the Heymann Performing Arts Center. The proceeds of these sales go toward operating and maintaining the facility.	Yes	Yes	Yes
206	Animal Shelter and Care Center	Special Revenue	This fund is dedicated for the purpose of operating and maintaining the Animal Shelter & Care Center in Lafayette Parish. The Animal Shelter & Care Center ensures the humane treatment of animals through in-house vaccinations as well as a spay/neuter program. Funding is provided by ad valorem taxes assessed by the Parish through the Combined Public Health millage.	Yes	Yes	Yes
207	Traffic Safety	Special Revenue	This fund accounts for the photo enforcement program for ticket fees collected by a third party administrator for Lafayette Consolidated Government.	Yes	Yes	Yes
209	Combined Golf Courses	Special Revenue	This fund is used to account for the operations of the City's three golf courses. The fund's operations are financed by green fees, golf equipment rentals, memberships, and tournament fees.	Yes	Yes	Yes
211	Golf Cart Fund	Special Revenue	This fund is used to account for the revenues from golf cart rentals provided at the City's three golf courses and the costs of operating and maintaining the golf carts.	Yes	Yes	Yes
215	City Sales Tax Trust-1961	Special Revenue	This fund is used to account for the 1% sales and use tax levied by the City of Lafayette. These revenues are dedicated to capital improvements, the general fund, and debt service.	Yes	Yes	Yes
222	City Sales Tax Trust-1985	Special Revenue	This fund is used to account for the 1% sales and use tax levied by the City of Lafayette. These revenues are dedicated to capital improvements, the general fund, and debt service.	Yes	Yes	Yes
225	TIF Sales Tax Trust-MM101	Special Revenue	This fund is used to account for sales and use tax levied by the City of Lafayette. These revenues are dedicated to redevelopment, infrastructure, and other community-improvement projects in the defined district.	Yes	Yes	Yes
226	TIF Sales Tax Trust-MM103	Special Revenue	This fund is used to account for sales and use tax levied by the City of Lafayette. These revenues are dedicated to redevelopment, infrastructure, and other community-improvement projects in the defined district.	Yes	Yes	Yes



Fund #	Fund	Fund Type	Description	Appropriated	Included in Budget	Included in ACFR
232	City LA DOTD Projects	Capital	This fund is used to account for funding provided by LA Department of Transportation which is to be expended on construction projects approved by the State Legislature on state roads that the City of Lafayette has taken responsibility of.	Yes	Yes	Yes
233	Parish LA DOTD Projects	Capital	This fund is used to account for funding provided by LA Department of Transportation which is to be expended on construction projects approved by the State Legislature on state roads that the Parish of Lafayette has taken responsibility of.	Yes	Yes	Yes
241	Parish Parks & Recreation	Special Revenue	This fund is funded from a transfer from the Parish wide Parks & Recreation Project Fund. These proceeds are used for the purpose of maintaining and operating parks located in the Parish.	Yes	Yes	Yes
250	Opioid Settlement	Special Revenue	This fund accounts for activities related to the prevention and treatment of opioid addiction.	Yes	Yes	Yes
255	Criminal Non-Support	Special Revenue	This fund accounts for the proceeds from the District Attorney to cover the costs of payroll and benefits for the employees of the District Attorney's Criminal Non-Support function and for the collection of delinquent child support.	Yes	Yes	Yes
259	City Street, Road & Alley Fund	Special Revenue	This fund accounts for proceeds of ad valorem taxes assessed by the City and any interest earned on these funds to cover the costs of maintaining and improving the roads and bridges in the City.	Yes	Yes	Yes
260	Road & Bridge Maintenance	Special Revenue	This fund accounts for proceeds of ad valorem taxes assessed by the Parish, State's Parish Transportation funds, state shared revenue, and any interest earned on these funds to cover the costs of maintaining and improving the roads and bridges in the Parish.	Yes	Yes	Yes
261	Drainage Maintenance	Special Revenue	This fund accounts for proceeds of ad valorem taxes assessed by the Parish, state shared revenue, and interest earned on these funds to cover the costs of improving and maintaining drainage throughout Lafayette Parish.	Yes	Yes	Yes
262	Correctional Center	Special Revenue	This fund accounts for proceeds of ad valorem taxes, state shared revenue, and interest earned on these funds to cover the costs of operating and maintaining the Adult Correctional Facility in the Parish.	Yes	Yes	Yes



Fund #	Fund	Fund Type	Description	Appropriated	Included in Budget	Included in ACFR
263	Library	Special Revenue	This fund accounts for proceeds of ad valorem taxes assessed by the Parish, state shared revenue, and revenues from services provided by the Library. These revenues are to cover the cost of operating and maintaining all branches of the Lafayette Parish Public Library.	Yes	Yes	Yes
264	Courthouse Complex	Special Revenue	This fund accounts for proceeds of ad valorem taxes assessed by the Parish, state shared revenue, and interest earned on these funds. These revenues are dedicated to the courthouse and jail in the Parish for operations and maintenance costs.	Yes	Yes	Yes
265	Juvenile Detention Facility	Special Revenue	This fund accounts for ad valorem taxes assessed by the Parish, collection and disbursement of various federal and state grants, state shared revenue, charges for services, and any interest earned on these funds. Revenues are dedicated to covering the cost of operating, improving, and maintaining the Juvenile Detention Facility.	Yes	Yes	Yes
266	Public Health Unit Maintenance	Special Revenue	This fund is dedicated to operating and maintaining the Health Unit. Funding is provided by ad valorem taxes assessed by the Parish through the Combined Public Health millage.	Yes	Yes	Yes
267	War Memorial Building	Special Revenue	This fund is used to account for the operating subsidy from the Parish General Fund for operating and maintaining the War Memorial Building.	Yes	Yes	Yes
268	Criminal Court	Special Revenue	This fund is used to account for deposited fines and forfeitures to be used and paid for specific and specified expenses generally related to the Judges of the 15th Judicial District and the Office of the District Attorney, upon a motion by the District Attorney and order of the District Court. One half of any surplus remaining in the fund on December 31st of each year shall be transferred to the Parish General Fund.	Yes	Yes	Yes
269	Combined Public Health	Special Revenue	This fund accounts for ad valorem taxes assessed by the Parish, collection and disbursement of those taxes to funds dedicated to operating and maintaining the Health Unit, Animal Shelter & Care Center, Coroner, and Mosquito Abatement & Control.	Yes	Yes	Yes
270	Coroner	Special Revenue	This fund accounts for revenues from services provided by the Coroner's office. Proceeds from these services are dedicated to covering the costs of operating and maintaining the Coroner's office in Lafayette Parish.	Yes	Yes	Yes



**Lafayette Consolidated Government
FY 2024-25 Adopted Budget
List of Funds**

Fund #	Fund	Fund Type	Description	Appropriated	Included in Budget	Included in ACFR
271	Mosquito Abatement & Control	Special Revenue	This fund is dedicated for the purpose of controlling mosquitoes and other arthropods. Funding is provided by ad valorem taxes assessed by the Parish through the Combined Public Health millage.	Yes	Yes	Yes
273	Storm Water Management	Special Revenue	This fund accounts for proceeds of ad valorem taxes assessed by the Parish to cover the cost of improving and maintaining flood prone drainage areas.	Yes	Yes	yes
274	Cultural Economy Fund	Special Revenue	This fund accounts for proceeds of ad valorem taxes assessed by the Parish to grow the economy through Culture, Recreation, Entertainment, Arts, Tourism, and Economy.	Yes	Yes	Yes
275	Parishwide Street, Drainage, & Bridge	Special Revenue	This fund is used for the purposes of construction, improvement, operation, and maintenance of roads, bridges, and drainage throughout Lafayette Parish. The funding is provided by an \$8 million library millage rededication approved by the voters in 2019.	Yes	Yes	Yes
276	Parishwide Parks & Recreation Projects	Special Revenue	This fund is used for the purposes of construction, improvement, operation, and maintenance of parks and recreation facilities throughout Lafayette Parish. The funding is provided by a \$2 million library millage rededication approved by the voters in 2019.	Yes	Yes	Yes
278	Police & Fire Resiliency	Special Revenue	This fund is used to account for \$10 million transfer from the City General Fund to provide funding for public safety needs and for future mandated police & fire cost-of-living adjustments as required by Louisiana Revised Statutes and local ordinances.	Yes	Yes	Yes
279	Parishwide Fire Protection	Special Revenue	This fund is used for the purposes of improvement and operation of the volunteer fire departments and fire protection services throughout Lafayette Parish. The funding is provided by a rededication of other Parish millages approved by the voters.	Yes	Yes	Yes
285	Criminal Justice Coordinating Committee	Special Revenue	This fund is used to account for the activities of the Criminal Justice Coordinating Committee, the purpose of which is to identify deficiencies and plans for change in the juvenile and adult criminal justice systems.	Yes	Yes	Yes
296	Buchanan Parking Garage	Special Revenue	This fund is used to account for parking revenues generated by the Buchanan Parking Garage belonging to the Parish and used to promote improved parking facilities.	Yes	Yes	Yes
297	Parking Program	Special Revenue	This fund is used to account for parking revenues to promote improved parking facilities.	Yes	Yes	Yes



Fund #	Fund	Fund Type	Description	Appropriated	Included in Budget	Included in ACFR
299	Codes & Permits	Special Revenue	This fund is used to account for the revenues from permits and other services provided by the Codes Division to cover the costs of operating and maintaining the Community Development and Planning Department.	Yes	Yes	Yes
352	Sales Tax Bond Sinking-1961	Debt Service	Accounts for sales tax revenues dedicated for the payment of principle and interest requirements of all 1961 outstanding public improvement sales tax bonds of the City of Lafayette. Also accounts for the portion of the bonds issued for the purpose of advance refunding for certain outstanding obligations of the City.	Yes	Yes	Yes
353	Sales Tax Bond Reserve-1961	Debt Service	This reserve fund accounts for a specified amount or balance that is required to be kept in case any pledged revenues are insufficient to pay debt service requirements for the 1961 City Sales Tax Bonds.	Yes	Yes	Yes
354	Sales Tax Bond Sinking-1985	Debt Service	Accounts for sales tax revenues dedicated for the payment of principle and interest requirements of all 1985 outstanding public improvement sales tax bonds of the City of Lafayette. Also accounts for the portion of the bonds issued for the purpose of advance refunding for certain outstanding obligations of the City.	Yes	Yes	Yes
355	Sales Tax Bond Reserve-1985	Debt Service	This reserve fund accounts for a specified amount or balance that is required to be kept in case any pledged revenues are insufficient to pay debt service requirements for the 1985 City Sales Tax Bonds.	Yes	Yes	Yes
356	Contingency Sinking-Parish	Debt Service	Accounts for revenues from ad valorem taxes assessed by the Parish dedicated for the payment of principle and interest requirements of the General Obligation Bonds of Lafayette Parish.	Yes	Yes	Yes
357	2011 City Certf. Of Indebtedness	Debt Service	Accounts for excess annual revenue dedicated for the payment of principle and interest requirements of the 2011 City Certificate.	Yes	Yes	Yes
358	Limited Tax Refund Bds Sk	Debt Service	This fund is used to account for the payment of principal, interest, and related charges for the 2020 Bond Series. Funding consists of proceeds from ad valorem taxes assessed by the City.	Yes	Yes	Yes
550	Environmental Services	Enterprise	This fund is to account for the revenues, expenses, and fixed assets associated with the operations of the Environmental Quality Division which consists of compost disposal, solid waste disposal, and other environmental issues in Lafayette Parish.	Yes	Yes	Yes



Fund #	Fund	Fund Type	Description	Appropriated	Included in Budget	Included in ACFR
551	CNG Service Station	Enterprise	This fund is to account for the revenues and expenses associated with the operation and maintenance of the Compressed Natural Gas (CNG) service station which services both public and private vehicles.	Yes	Yes	Yes
605	Unemployment Compensation	General	This fund accounts for the receipts from other funds for disbursement to the State of Louisiana for payments to former employees who are receiving unemployment benefits.	Yes	Yes	Yes
607	Group Hospitalization	Internal Service	This fund is used to account for self-insurance activities involving medical care claims and payment of insurance premiums by LCG's employees, retirees, and dependents.	Yes	Yes	Yes
614	Risk Management	Internal Service	This fund is also called the Self-Insurance Fund. This fund is used to account for self-insurance activities involving property damage, worker's compensation, and general liability claims.	Yes	Yes	Yes
650	American Rescue Plan/21-City	Special Revenue	This fund accounts for the collection and disbursement of American Rescue Plan Act (ARPA) funds received by the Lafayette Consolidated Government for use by the City of Lafayette.	Yes	Yes	Yes
651	American Rescue Plan/21-Parish	Special Revenue	This fund accounts for the collection and disbursement of American Rescue Plan Act (ARPA) funds received by the Lafayette Consolidated Government for use by the Parish of Lafayette.	Yes	Yes	Yes
702	Central Vehicle Maintenance	Internal Service	This fund manages, maintains, and repairs LCG fleet vehicles consisting predominately of City buses, public safety vehicles, and various heavy equipment.	Yes	Yes	Yes

**Grants are budgeted at zero-appropriations until funds are awarded by the grantor. With the budget award, appropriations are done by separate ordinance.



MAYOR-PRESIDENT'S MESSAGE





Monique B. Boulet
Mayor-President / Maire-Président

November 1, 2024

Citizens of Lafayette Parish and
City and Parish Council Members

SUBJECT: Adopted FY 2024-2025 Budget Message

Dear Citizens of Lafayette Parish and Council Members,

Enclosed you will find the Adopted Operating and Capital Budget for the Fiscal Year 2024-2025. The budget as approved totals \$752.1 million. This fiscal year can be characterized as a right-sizing year for the fiscal policy and budget practices of Lafayette Consolidated Government (LCG). As this administration completes its initial budget cycle, LCG is returning to normalized funding levels and migrating away from the infusion of one-time federal ARPA funds. The budget also addresses the negative implications a 12% vacancy rate is having on our ability to provide basic government services.

The 2024-2025 budget re-establishes proper planning, reengages internal checks and balances, and addresses the long-term financial implications of administrative decisions. The value of doing things right the first time should not be taken for granted. It is almost always more cost effective, more productive and leads to greater success.

The City General Fund balance is preserved at \$50.3 million, an amount well above the administrations required 20% threshold. Additionally, the budget also protects the finances of the Parish with a projected Parish General Fund balance of \$4.6 million.

Measures for Improving Basic Services

To address underlying issues that surfaced in every department with low staffing levels and low employee wages, this budget moves our employee pay structure closer to market standards, which had not been addressed in over 15 years. Our employees are integral to delivering and maintaining essential services resulting in the high quality of life our community desires. To that end, the Council adopted a system-wide pay plan, increasing the lowest paid jobs to \$12/hour pay range, while providing the highest paid employees with a 2% increase. This will create a more competitive workforce and a more effective government. This initiative allows us to compete with other municipal governments in the Parish, reduces turnover, lowers dependency on outsourcing, and enhances service delivery to improve the overall quality of life in our community.

Measures for Enhancing Public Safety

Public safety is a basic service government is designed to provide. Investment in and good management of the government cannot be taken for granted, especially in areas impacting public safety. Our administration prioritized public safety through initiatives including long-term funding for the increase in police pay, setting professional standards in the search for a new police chief, the re-establishment of the Criminal Justice Coordinating Committee, the reorganization of emergency management, and the reinstatement of the park police in partnership with the City Marshal's Office. These efforts all aim to safeguard our communities and enhance public safety and emergency response capabilities across the Parish.

Implementing Financial Stewardship

The cornerstone of this budget is financial stewardship, where conservative budgeting practices are instituted to mitigate risks. Through the adoption of realistic budgeting reflective of actual financial needs and resources, we aim to strengthen our financial resilience and ensure long-term fiscal sustainability. Reducing unnecessary litigation speaks for itself in areas of cost reduction and fiscal stewardship. In addition, we are engaging a safety consultant for safety training, working to reduce costly and preventable accidents. Our goal is to realize cost savings by reducing both legal expenses and uninsured losses. Additionally, this administration has passed legislation at the state level to bring stability to LCG's retirement benefits costs. Senate Bill 478 was passed in the 2024 Regular Legislative Session to re-amortize LCG's share of the Municipal Employee's Retirement System (MERS) Unfunded Accrued Liability. This re-amortization, pushing our payments from a 10-year payback to a 20-year payback, will allow for an estimated 52% reduction in annual payments. As more employees transition to the Parochial Employee's Retirement System (PERS), this change will prevent a significant increase in overall retirement benefits costs on an annual basis for LCG.

Vehicle maintenance and capital costs continue to increase due to the highly aged fleet of 1,100 units. Therefore, as part of this budget, the City and Parish have adopted a vehicle leasing program to provide for safe, reliable, low-cost government vehicle solutions. The new leasing program will provide for the end-to-end fleet management services with detailed and accurate reporting data, reducing annual maintenance and vehicle replacement costs.

Allocation of Strategic Investments


Strategically investing to revitalize the oldest parts of our city and parish while planning for the areas of new growth is critical to our sustainability. This budget allocates resources to build connectively with extensive shared paths and to revitalize major roadways such as I-49 at Evangeline Thruway Corridor, Johnston Street, University Avenue, 12th Street, Congress, and Bertrand while sustaining considerable investment in Lafayette's downtown. This administration will take on the decades old question of bringing a new birth to Johnston Street. Lafayette's Gateways hold historical significance and cultural heritage that ought to be preserved and celebrated through revitalization projects.

Measures for Addressing Growth in Unincorporated Lafayette

A focus of this administration and budget is tailored to the unique needs of our unincorporated growth areas. This includes public outreach to open the conversation about what Lafayette Parish will look like in 20 years. We are a small geographic parish with lots of growth in our rural areas happening all over the Parish and will begin to discuss questions like land use and long-term desires of our residents to meet the growing demands of rural Lafayette. We welcome new growth in the Parish but want to ensure the appropriate infrastructure is available and able to accommodate new growth areas. Public feedback will be essential in how we move forward as this administration tackles the urban challenges facing our rural areas.

Lastly, I would like to extend my deepest gratitude to my executive staff, department directors and especially the finance and budget team. I firmly believe that this budget reflects the collaboration among the Administration and Council Members that include the needs of our community and government.

Remaining in partnership with you for Lafayette.



Monique B. Boulet
Lafayette Mayor-President

Internal Memorandum

Office of the Mayor-President

Administration Division (1200)

TO: City and Parish Council Members **DATE:** July 8, 2024

FROM: Monique B. Boulet

SUBJECT: **Proposed FY 2024-2025 Budget Message**

Esteemed Council Members, enclosed you will find the Proposed Operating and Capital Budget for the Fiscal Year 2024-2025. This fiscal year can be characterized as a right-sizing year for the fiscal policy and budget practices of Lafayette Consolidated Government (LCG). As this administration enters its initial budget cycle, LCG is returning to normalized funding levels and migrating away from the profusion of one-time federal ARPA funds. This fiscal year budget process also sets out to address the negative implications a 12% vacancy rate is having on our ability to provide basic government services.

The 2024-2025 budget process emphasizes the need to re-establish proper planning, reengage internal checks and balances, and understand the long-term financial implications of administrative decisions. The value of doing things right the first time should not be taken for granted. It is almost always more cost effective, more productive and leads to greater success.

The overall Proposed 2024-2025 Budget totals approximately \$750.1 million. As a best practice, the Government Finance Officers Association (GFOA) recommends a minimum fund balance level of 20% of the total fund's operating expenses. This budget aims to preserve the City General Fund balance of \$50.1 million, an amount well above the recommended 20% threshold. This proposed budget also protects the finances of the Parish with a projected Parish General Fund balance of \$4.6 million. The City currently has an administrative policy in place for fund balance levels, and easily retains the 20% minimum in its General Fund, while the Parish has historically struggled to reach this goal. We are presenting a Parish budget compliant with the 20% fiscal guidance. We are also recommending that the City and Parish Councils adopt by ordinance the 20% minimum General Fund balance requirement, strengthening the City's policy and creating much needed stability for the Parish budget.

Measures for Improving Basic Services

Upon assuming office, this administration inherited a vacancy rate of more than 12% wherein 270 positions were left unfilled. Fundamental government services, such as waterline repairs, LCG vehicle maintenance, transit services and law enforcement patrol, are experiencing significant negative impacts by low staffing. A 12-month backlog to repair waterline breaks is unacceptable. LCG is outsourcing labor to reduce the backlog but cannot maintain contract costs long-term. In addition, patrol deficiencies within our police department, while experiencing spikes in violent crime, are also unacceptable. The public prioritizes public safety and expects its fiscal policy to do the same.

A key underlying issue that has surfaced in every department in addition to low staffing levels, is low employee wages that have not been corrected to market standards in over 15 years. An employee working 3 months in our mechanic shop can and often will leave for a private sector job easily making twice the pay. Over 67 employees making less than \$10/hour while the private sector has far surpassed our pay scale at all levels, resulting in disproportionate vacancies and a negative impact on basic services.

Our employees are integral to delivering and maintaining essential services resulting in the high quality of life our community desires. To that end and in accordance with limitations created by the civil service structure, we are proposing a system-wide pay plan, increasing the lowest paid jobs to \$12/hour while providing the highest paid employees with a 2% increase. This will create a more competitive workforce and a more effective government. To achieve this, departments were asked to reevaluate all positions, eliminating some to help offset the expense of more competitive pay for others. This initiative allows us to compete with other municipal governments in the Parish, reduces turnover, and enhances service delivery to improve the overall quality of life in our community.

Measures for Enhancing Public Safety

Public safety is a basic service government is designed to provide. Investment in and good management of the government cannot be taken for granted especially in areas impacting public safety. Our administration is prioritizing public safety through initiatives including long-term funding for the increase in police pay, setting professional standards in the search for a new police chief, the re-establishment of the Criminal Justice Coordinating Committee, the reorganization of emergency management and preparedness and the reinstatement of the park police in partnership with the City Marshal's Office. These efforts all aim to safeguard our communities and enhance public safety and emergency response capabilities across the Parish.

Implementing Financial Stewardship

The cornerstone of this budget is financial stewardship, where conservative budgeting practices are instituted to mitigate risks. Areas of particular note include high uninsured losses totaling \$8.9 million government-wide (actual balances were \$6.6 million in 2023, with projections exceeding \$7 million in 2024) and legal expenses which increased by 40% over the last four years. Through realistic budgeting reflective of actual financial needs and resources, we aim to strengthen our financial resilience and ensure long-term fiscal sustainability. Reducing unnecessary litigation speaks for itself in areas of cost reduction and fiscal stewardship. In addition, we are engaging a safety consultant for safety training working to reduce costly and preventable accidents. By this time next year, our goal is to realize cost savings by reducing both legal expenses and uninsured losses. Additionally, this administration has passed legislation at the state level to bring stability to LCG's retirement benefits costs. Senate Bill 478 was passed in the 2024 Regular Legislative Session to re-amortize LCG's share of the Municipal Employee's Retirement System (MERS) Unfunded Accrued Liability. This re-amortization, pushing our payments from a 10-year payback to a 20-year payback, will allow for an estimated 34% reduction in annual payments per employee that transitions from MERS to the Parochial Employee's Retirement System (PERS). As more employees transition to PERS, this change will prevent a significant increase in overall retirement benefits costs on an annual basis for LCG.

In looking for significant costs savings for the City and the Parish and in considering the extreme cost of vehicle maintenance for a highly aged fleet of 1,100 vehicles, this administration will be bringing in a new vehicle lease program. This will significantly reduce the cost of vehicle maintenance while also reducing immediate capital demands.

Allocation of Strategic Investments

Strategically investing to revitalize the oldest parts of our city and parish while planning for the areas of new growth is critical to our sustainability. The proposed budget allocates resources to revitalize major roadways such as I-49, Johnston Street, University Avenue, 12th Street, Congress, and Bertrand while sustaining considerable investment in Lafayette's downtown. This administration will take on the decades old question of bringing a new birth to Johnston Street. Lafayette's Gateways also hold historical significance and cultural heritage that ought to be preserved and celebrated through revitalization projects.

Measures for Addressing Growth in Unincorporated Lafayette

A focus of this administration is tailored to the unique needs of our unincorporated growth areas. This includes public outreach to open the conversation about what Lafayette Parish will look like in 20 years. We are a small geographic parish with lots of growth in our rural areas. It is happening all over the Parish. We will discuss questions like land use and long-term desires of our residents to meet the growing demands of rural Lafayette. We welcome new growth in the Parish but want to ensure the appropriate infrastructure is available and able to accommodate new growth areas. Public feedback will be essential in how we move forward as this administration tackles the urban challenges facing our rural areas.

Lastly, I would like to extend my deepest gratitude to my staff, including the finance and budget team. This year is a first for many and I firmly believe that this budget reflects the needs of our community and government.

Remaining in partnership with you for Lafayette.



Monique B. Boulet
Lafayette Mayor-President

CHIEF FINANCIAL OFFICER'S PROPOSED BUDGET DISCUSSION





Internal Memorandum

Finance & Management
Chief Financial Officer (0100)

TO: Mayor-President Boulet

DATE: July 8, 2024

THRU: Rachel Godeaux

FROM: Karen V. Fontenot

SUBJECT: Proposed FY 2024-2025 Budget Message

In accordance with Section 5-02 of the City-Parish Home Rule Charter and the guidelines established by your office, I am pleased to present to you the Proposed Operating and Five-Year Capital Improvement Budget for Lafayette Consolidated Government for FY 2024-25. This document reflects a balanced budget totaling \$750.1 million including inter-fund transfers and capital expenditures other than the Five-Year Capital Improvement Program. This is approximately \$39.9 million more than the budget adopted for FY 2023-24. In addition, the Lafayette Consolidated Government Non-Utilities Five-Year Capital Improvement Program budget totals \$370.5 million and the Utilities System Five-Year Capital Improvement Program budget totals \$605.9 million. The following is an explanation of some highlights with comparisons to the FY 2023-24 current budget as well as FY 2022-23 audited financials.

FUND BALANCE POLICY

Since the City and Parish General Funds are the primary operating funds for governmental activities, it is recommended that fund balances be maintained at a level that allows for flexibility and protection against temporary revenue shortfalls and unexpected one-time expenses. To that end, this administration adopted an ending fund balance policy requiring a minimum maintenance level of 20% of annual operating expenditures for the City and Parish General Funds. In FY 2021-22 and FY 2022-23, unexpended appropriations totaled \$22.3 million and \$17.0 million, respectively. Unexpended appropriations increase the fund balance above the budgeted amount. To ensure that decisions included in this budget can be funded beyond this budget year, the same limitation was applied to the additional three projected years on the City General Fund and Parish General Fund Pro Formas included in the Budget Overview & Highlights section of this budget.

This proposed budget and three-year projections are in compliance with this policy as shown below.

(continued on the next page)

City General Fund:

	Proposed		Projected	
	FY 24-25	FY 25-26	FY 26-27	FY 27-28
Total Expenditures	\$ 127,519,976	\$ 126,777,313	\$ 127,322,267	\$ 128,388,132
Net Increase/(Decrease)	(5,288,377)	(3,006,865)	(1,984,265)	(1,453,312)
Ending Fund Balance	\$ 50,129,727	\$ 47,122,863	\$ 45,138,597	\$ 43,685,285
Ending Fund Balance as a Percent of Expenditures	39.31%	37.17%	35.45%	34.03%

Parish General Fund:

	Proposed		Projected	
	FY 24-25	FY 25-26	FY 26-27	FY 27-28
Total Expenditures	\$ 18,661,505	\$ 18,174,683	\$ 18,451,143	\$ 18,735,492
Net Increase/(Decrease)	(284,081)	90,943	113,044	132,974
Ending Fund Balance	\$ 4,629,165	\$ 4,720,108	\$ 4,833,152	\$ 4,966,126
Ending Fund Balance as a Percent of Expenditures	24.81%	25.97%	26.19%	26.51%

REVENUES

Total estimated revenues excluding inter-fund transactions, grants, and use of prior year fund balance in this proposed FY 2024-25 budget total \$671.8 million compared to \$638.1 million in the original adopted FY 2023-24 budget. The \$33.7 million difference is primarily due to estimated increases in utilities system revenues of \$10.0 million, interest on investments of \$10.4 and general property taxes of \$4.9 million over the prior year's budget. The assessed valuation used for Fiscal Year 2024 budget (Tax Year 2023) was based on tax year 2022 assessed valuation. The assessed valuation for tax year 2023 increased by 5.67% for the City and 8.55% for the Parish. Once again, revenues from federal and state grants that have not yet been awarded are not included in this budget; however, we will continue to pursue these grants and will present budget revisions as they are awarded.

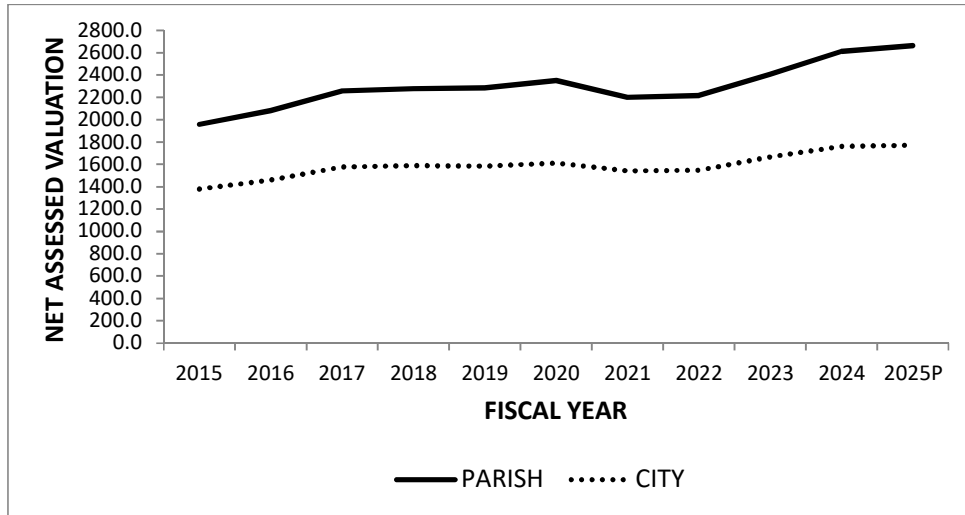
(continued on the next page)

Comparative Summary of Recurring Revenues
 Amounts in Thousands

	FY 24-25 Revenues	FY 23-24 Revenues	Increase/ (Decrease)	Percent Change
General Property Taxes	\$ 98,378	\$ 93,426	\$ 4,952	5.30%
Sales Tax	112,689	110,614	2,075	1.88%
Gross Receipts Business Tax	4,502	4,490	12	0.26%
Licenses & Permits	7,889	8,019	\$ (130)	-1.63%
Intergovernmental	7,123	6,936	187	2.69%
Charges For Services	68,423	64,601	3,822	5.92%
Fines & Forfeits	2,157	2,927	\$ (770)	-26.30%
Utilities System Revenues	273,913	263,868	10,045	3.81%
Communications System Revenues	53,760	50,800	2,960	5.83%
Interest On Investments	19,793	9,367	10,426	111.32%
Contribution fr Public Enterprises	2,234	2,430	(196)	-8.08%
Miscellaneous Revenues	20,981	20,668	314	1.52%
Total	\$ 671,842	\$ 638,145	\$ 33,697	

General Property Taxes (Ad Valorem) are budgeted based on actual collections for the first seven months of the current fiscal year. The ten-year history of assessed valuation for the Parish and the City are shown in the graph below.

Parish & City Property Tax History
Net Assessed Valuations
 (in millions)



City and Parish sales taxes in this budget are based on trends realized during the last 12 months. City sales taxes are projected to decrease \$247 thousand or 0.002% in the current 2023-24 fiscal year from actual FY 2022-23 collections and Parish sales taxes are projected to remain constant for the same period. The very small projected decrease in City sales taxes is

based on a very conservative estimate, and it is likely that actual collections will exceed these estimates. While the proposed budget is based on recent trends, sales tax collections will need to be closely monitored during the fiscal year. Lafayette's stable sales tax collections are evidence of Lafayette's success in maintaining its status as an economic hub for our region.

General Property Taxes are expected to increase by \$5.0 million or 5.3% due to a projected increase in property tax assessments. Sales Taxes are expected to increase \$2.1 million or 1.88% due to increased taxable sales. Charges for Services are expected to increase by \$3.8 million or 5.92% due to reimbursements from all departments to Risk Management for uninsured losses claims. Fines and Forfeits are projected to decrease \$770 thousand or 26.3% due to a decrease of city court civil fees collected. Utilities System Revenues are expected to increase \$10.0 million or 3.81% due to incremental rate increases on utility services. Communications Systems Revenues are expected to increase by \$2.96 million or 5.8% due to an increase in customer retail sales. Interest on Investments is expected to increase \$10.4 million or 111.3% due to improved investment portfolio performance.

Twenty-two percent (22%) of the City General Fund's revenue is attributable to in lieu of tax (ILOT) by the Utilities System Fund. The amount of ILOT included in this budget is \$26.6 million. However, the actual ILOT transfer could be substantially reduced based on decreases in cash flow. Those decreases can be due to increases in operational expenses, including expenses related to emergency weather related events, fluctuations in fuel cost, and increases in inventories such as coal.

There are two parts to the ILOT calculation. The first part of the calculation is the identification of taxable revenues and the second part of the calculation is often referred to as "the test". For the test, the amount of money left over after all the operating expenses and debt service are paid is compared to the amount of calculated ILOT. Increases in debt service, operating expenses, or inventory without a corresponding increase in revenue will have a negative effect on the amount of ILOT available. Continued monitoring of this fund's operations will be necessary to reduce the impact of ILOT fluctuation on the City General Fund.

This proposed budget includes an ILOT payment of \$3.1 million from the Communications System Fund. This is the third ILOT paid to the City General Fund from the Communications System (LUS Fiber). The calculated ILOT payment is reduced by the amount of imputed taxes paid by the system.

APPROPRIATIONS

Proposed expenditures, including inter-fund transactions and capital outlay, total \$750.1 million compared to \$710.2 million adopted for the current fiscal year. Net operating expenditures total \$459.8 million compared to \$435.6 million adopted for the current fiscal year.

(continued on the next page)

Comparative Summary of Expenditures & Other Financing Uses
Amounts in Thousands

Department	Total Appropriations			Net Operations		
	FY 2024-25	FY 2023-24	Increase/ (Decrease)	FY 2024-25	FY 2023-24	Increase/ (Decrease)
Finance	\$ 46,823	\$ 43,947	\$ 2,876	\$ 4,930	\$ 4,916	\$ 15
General Accounts	77,921	73,934	3,988	9,361	10,758	(1,397)
Elected Officials & Related Offices	43,223	39,505	3,717	34,333	31,602	2,731
Legal	2,329	2,469	(141)	2,329	2,469	(141)
Dept of Innovation & Technology	15,105	12,153	2,952	6,122	5,615	506
Police	53,700	49,929	3,771	44,546	40,663	3,883
Fire	42,540	41,610	929	36,089	33,861	2,229
Public Works	69,098	59,981	9,117	29,332	26,429	2,903
Drainage	17,127	18,152	(1,025)	11,247	10,459	789
Traffic, Roads & Bridges	25,884	27,097	(1,213)	19,609	18,061	1,548
PARC - Parks & Recreation	16,825	16,228	598	14,251	12,919	1,332
Community Devel. & Planning	9,117	9,162	(45)	7,224	7,163	60
Others	15,442	14,425	1,017	15,428	14,415	1,013
Utilities System	267,987	257,604	10,383	195,676	189,365	6,311
Communications System	46,990	44,013	2,978	29,361	26,925	2,437
Total	\$750,111	\$710,209	\$ 39,902	\$459,838	\$435,619	\$ 24,219

The total increase of \$39.9 million is largely due to transition from use of one-time ARPA dollars back to normalized funding levels and funding sources. The increase can also be attributed to a pay plan increase for classified employees at a cost of \$7.5 million across all departments. The increase of \$10.4 million in the Utilities System is due to \$3.8 million to implement the new pay plan, a \$3.1 million increase in purchased services, materials and supplies, and a \$1.2 million increase in ILOT payments. The Public Works increase of \$9.1 million is primarily due to an increase in capital appropriations of \$6.1 million and a CPI increase in LCG's contract for garbage collections of \$2.8 million.

The City General Fund is budgeting \$1.1 million to cover the 2% COLA for retired police and firefighters who were retired from active service prior to 1999 and were merged with the various state retirement systems. This payment started in 2008 when the state systems did not grant a full 2% COLA. Since 2008, the City General Fund has paid \$9.8 million to retired police and firefighters. The amount proposed in this budget is \$561 thousand for retired firefighters and \$516.5 thousand for retired police.

Both the City General Fund and the Parish General Fund provide operating subsidies to other funds. These subsidies reduce the funds available to provide general governmental services.

The Adult Correctional Center Fund has not been fully self-funded since the mid 1990's. The Courthouse Complex Fund and the Parish General Fund have provided over \$30.2 million and \$7.4 million, respectively, in operating subsidies to the Correctional Center Fund. Included in this proposed budget is another \$2.0 million expected to come from the Courthouse Complex Fund to the Correctional Center Fund for FY 2024-25. The Courthouse Complex millage is sufficient to cover the operating expenses of the fund and support some of the operating expenses of the Correctional Center Fund in this proposed budget. Capital improvements and increased

operating expenses in the Courthouse Complex Fund will limit the amount of funds available to provide future operating subsidies to the Correctional Center Fund.

The following table shows the various funds receiving operating subsidies from the City General Fund, the Parish General Fund and the Courthouse Complex Fund:

**Current and Future Operating Subsidies from General Funds
(In Thousands)**

FUND	Budget	Proposed	Projected if costs increase 2% annually		
	2023-24	2024-25	2025-26	2026-27	2027-28
Parks & Recreation - City	\$ 1,448	\$ 2,046	\$ 2,087	\$ 2,128	\$ 2,171
Science Museum	547	438	446	455	464
Transit	2,668	3,039	3,100	3,162	3,225
HPACC	-	512	522	532	543
Combined Golf Courses	195	599	611	624	636
Parking Fund	610	672	685	699	713
Codes & Permits	1,573	1,817	1,853	1,890	1,928
Fire Pension Fund	553	561	561	561	561
Police Pension Fund	449	517	517	517	517
War Memorial	328	1,145	1,168	1,191	1,215
Parks & Recreation - Parish	12	17	18	18	18
Coroner	896	903	921	940	958
Parishwide Fire Protection	319	320	326	333	340
Buchanan Garage	140	99	101	103	105
Correctional Center*	4,117	1,976	2,015	2,056	2,097
TOTAL	\$ 13,855	\$ 14,660	\$ 14,931	\$ 15,208	\$ 15,491

*From Courthouse Complex Fund

The City General Fund subsidy for the Municipal Transit System in this proposed budget is \$3.0 million. The average subsidy over the past five years is \$1.8 million. The increase is due to the expiration of the FY 2020 CARES Act funding. This funding was used for operations and maintenance as well as capital improvements relieving some of the liability on the City General Fund. Since 2000, the City General Fund has subsidized the Municipal Transit System by \$44.1 million through fiscal year ended October 31, 2023.

Employer contribution rates to the statewide retirement systems continue to increase. There are many different statewide systems included in LCG's payroll. The Municipal Employees Retirement System (MERS), the Parochial Employees Retirement System (PERS), the Firefighters Retirement System (FRS), and the Municipal Police Employees Retirement System (MPERS) are the four with the largest participation. This budget assumes contribution rates for these four systems at 28.00%, 11.50%, 33.25%, and 35.60%, respectively. Funding for the required payment from LCG to MERS according to Louisiana RS 11:1733 or other amounts related to LCG's retirement system changes for new employees are included in this proposed budget. The actual amount due will vary depending on employee changes during the year. If necessary, a budget amendment will be presented during the fiscal year to adjust this expense.

FUND BALANCE

The City General Fund is budgeted to end next fiscal year with a fund balance of \$50.1 million or 39% of budgeted annual expenditures and is projected to use \$5.3 million of fund balance. The Parish General Fund is budgeted to decrease by \$284 thousand and to end the year with a fund balance of \$4.6 million or 24.8% of budgeted annual expenditures.

The ending fund balance and the use of fund balance for both the City General Fund and the Parish General Fund for this proposed budget and the projected three years thereafter fall within the acceptable range according to the administration’s ending fund balance policy discussed at the beginning of this memorandum.

All revenues and existing fund balance in the City 1961 Sales Tax Capital Improvement Fund and City 1985 Sales Tax Capital Improvement Fund are budgeted for capital projects. As projects are completed, any unused appropriations will be returned to fund balance during the year through budget amendments adopted by the City Council. Any additions to projects included in this proposed budget will require a corresponding decrease in current or proposed projects.

PERSONNEL

Total personnel is expected to decrease by 6. The changes in the various departments are summarized below.

Department	Net Change #
Elected Officials/Judicial/Other	7
Elected Officials Executive	3
Innovation & Technology	-1
Police	-5
Public Works	-8
Drainage	-3
Traffic, Roads & Bridges	-9
Parks Arts Recreation Culture	1
Community Development & Planning	1
Utilities	3
Communications System	5
Total	-6

Elected Officials/Judicial/Other increased by a net of seven positions. Four of these positions are within the City Marshal’s Office in order to reinstate the City Park Police, four registered nurse positions are within the Coroner’s office to implement the Sexual Assault Nurse Examiner (SANE) program, and one District Court Judge secretary position was eliminated. Police personnel decreased by a net of five positions with the addition of one Deputy Chief of Police and the removal of six records clerk positions. Public Works decreased by eight positions. Drainage decreased by a net of three positions. One Labor Foreman I will be added to assist with roadside debris removal and drainage flushing. Drainage removed four additional positions. Traffic, Roads and Bridges decreased by a net of nine positions. A labor Foreman III was added to provide needed support for Grounds Maintenance, and eight other positions were removed. The Police, Public Works, Drainage, and Traffic, Roads and Bridges positions removed were evaluated by each department and determined that they were not needed in the upcoming fiscal year. Utilities increased by three positions, adding a Water/Wastewater Trouble Shooter, a Water/Wastewater Supervisor, and a Wastewater Plant Operator in order to accommodate future departmental restructuring and plant operations needs. The Communications System increased by a net of

five positions, including three positions in Customer Service, one Installation Tech, and the addition of three new positions and removal of two positions in Engineering, in order to more efficiently operate and support the growing needs of the Communications System.

Promotions and new positions presented throughout this proposed budget were included at the request of each department director. Budget Management works with Human Resources and Civil Service to insure that no promotion or new hire is granted without the approval of Civil Service.

The salaries and related benefits include a one-time pay plan adjustment for eligible employees and is deemed to satisfy the mandated 2% longevity for eligible firefighters. Raises included in this budget under the promotion line items are the result of recommendations by Civil Service based on Civil Service Rule IV Section 1.9.

GROUP HEALTH/LIFE INSURANCE FUND

The employer and employee contributions for group health premiums are expected to remain the same as the prior year. An employee with single coverage will have a cost of \$21.13 per pay period and LCG will have a cost of \$210.59. An employee with family coverage will have a cost of \$180.23 per pay period and LCG will have a cost of \$423.30. Total premium contributions are projected to generate \$21.8 million for self-insured group hospitalization insurance expenses.

The proposed premium structure for group health insurance is shown in the following table.

	<u>Monthly Premium</u>	<u>Per Pay Period Premium</u>		<u>Monthly Premium</u>
Employee Coverage				
Employee Cost	45.79	21.13		
LCG Cost	<u>456.28</u>	<u>210.59</u>		
Total Cost	502.07	231.72		
Family Coverage				
Employee Cost	390.49	180.23	Retiree Family Coverage	
LCG Cost	<u>917.15</u>	<u>423.30</u>	Employee Cost	851.36
Total Cost	1,307.64	603.53	LCG Cost	<u>456.28</u>
			Total Cost	1,307.64

FIVE-YEAR CAPITAL IMPROVEMENT PROGRAM

The Consolidated Government's Non-Utilities Five-Year Capital Improvement Program totals \$370.5 million. Of that amount, \$100 million is financed with new bond proceeds over a five-year period for the City. We have been balancing our capacity to issue bonds with our ability to pay for them from sales tax proceeds while maintaining adequate coverage ratios and pay-as-you-go capital funds. New bond issues in this proposed budget maintain a strong 3.73 to 3.9 coverage ratio (3.81 average coverage ratio) of sales tax revenues to debt service payments without entering into any debt restructuring.

(continued on the next page)

AD VALOREM MILLAGES

The following ad valorem millages will expire in 2025:

Purpose		Millage Amount	Expiration Year
Combined Public Health	Parish	1.98	2025
Parishwide Fire Protection	Parish	0.23	2025
Storm Water Management	Parish	1.10	2025
Parishwide Fire Protection	Parish	0.175	2025
Roads & Bridges	Parish	0.075	2025

EXCELLENCE IN BUDGET PRESENTATION

The Budget Management Division of the Office of Finance and Management continues to demonstrate its commitment to providing high quality service and excellence in financial reporting. For eleven consecutive years through FY 2023-24, the Office of Finance and Management has received the “Distinguished Budget Presentation Award” from the Government Finance Officers Association (GFOA) of the United States and Canada for our Annual Operating & Five-Year Capital Improvement Budget. This national award is the highest professional recognition in governmental budgeting. To receive this award, a governmental unit must publish a budget document that meets program criteria as a policy document, an operations guide, a financial plan, and a communications device. We believe our current budget continues to conform to the program requirements, and we are submitting it to GFOA upon adoption to determine its eligibility for another award.

CLOSING

We continue to see many changes in the regulatory environment for governments issuing municipal bonds. We are subject to increased surveillance and monitoring by the rating agencies and increased disclosure requirements. It is important that we continue to maintain a strong bond rating in order to obtain the best interest rates as we continue our capital improvement plan. The financial policy regarding fund balance in the City General Fund is one tool that helps us obtain the best bond rating for our government. Future recommendations regarding the sustainable use of fund balance should be considered.

I wish to thank you, CAO Rachel Godeaux, Budget Manager Denise Deville, the award-winning Budget Management staff, Financial Analyst Laura Grettner, the Directors, and CFO staff for their assistance in preparing this document. We look forward to working with you and both the City and Parish Councils in implementing this financial plan for the upcoming fiscal year.

Sincerely,



Karen V. Fontenot, CPA
 Chief Financial Officer





BUDGET SUMMARY

FY 2025 Adopted Budget

FY 2025 Budget

All Funds Total Appropriations.....	752,080,280
All Funds Net Operations.....	458,388,425
Non-Business Type Capital	93,418,071
Business Type Capital.....	58,759,000

Governmental Funds

FY 2025 City General Fund.....	127,207,121
FY 2025 Parish General Fund.....	18,624,323
All Other Governmental Funds.....	216,504,560

Enterprise Funds

Utilities System Fund.....	266,541,191
Communications System Fund.....	45,669,645
Environmental Services Fund.....	19,490,924
CNG Service Station Fund.....	250,480

Internal Service Funds

Unemployment Compensation.....	89,000
Group Hospitalization Fund.....	31,588,070
Risk Mgmt Fund-General Government.....	14,318,164
Central Vehicle Maintenance Fund.....	8,396,802

Taxes

City Sales Tax General (35%).....	36,389,790
City Sales Tax Restricted for Capital (65%).....	67,581,038
City Sales Tax - TIF.....	1,718,319
City Property Tax.....	32,213,538
City Miscellaneous Taxes	2,247,284
Total City Sales and Property Taxes.....	140,149,969
Parish Miscellaneous Taxes.....	2,550,568
Parish Sales Tax (Unincorporated).....	7,000,000
Parish Property Tax (Parishwide).....	66,164,755
Total Parish Sales and Property Taxes.....	75,715,323
Total City & Parish Taxes.....	215,865,292

FY 2025

Personnel Summary

Authorized City-Parish Positions

City General Fund Positions.....	935
Parish General Fund Positions.....	55
Total Other Fund Positions (Including Grants).....	1,268
Authorized Positions All Funds (Including Grants).....	2,258

Uniform Positions

Police Uniform Positions.....	310
Fire Uniform Positions.....	265

Lafayette Consolidated Government

**705 W. University Ave
Lafayette, LA 70506**

www.lafayettela.gov

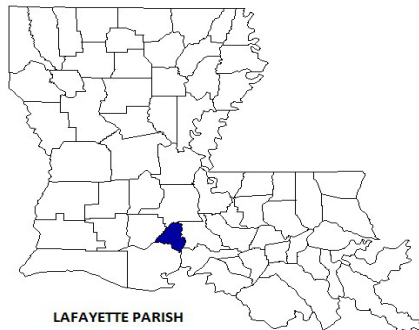
Accessing the Budget

On-line versions of the FY 2025 Adopted Budget are posted on Lafayette Consolidated Government's websites at:

www.lafayettela.gov

www.lafayettebonds.com

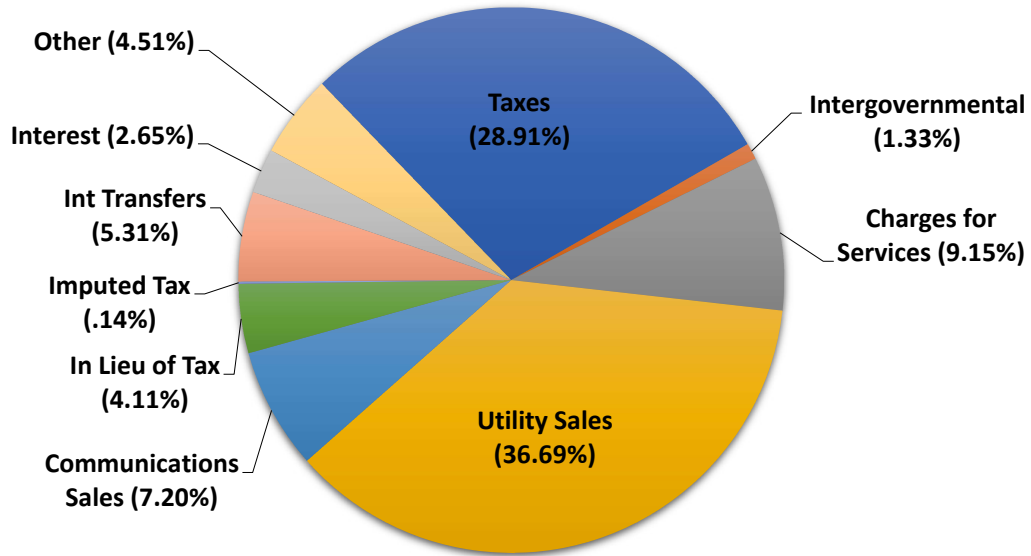
The Adopted Budget Document is also available at your nearest public library.



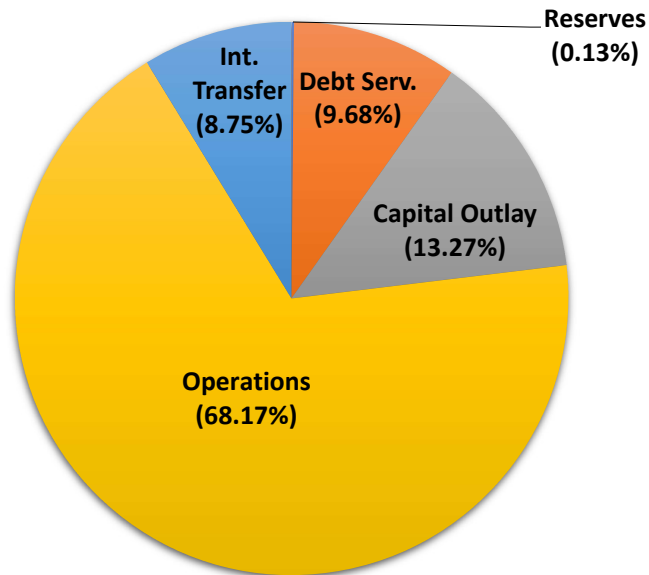


Lafayette Consolidated Government 2024 - 25 Adopted Budget

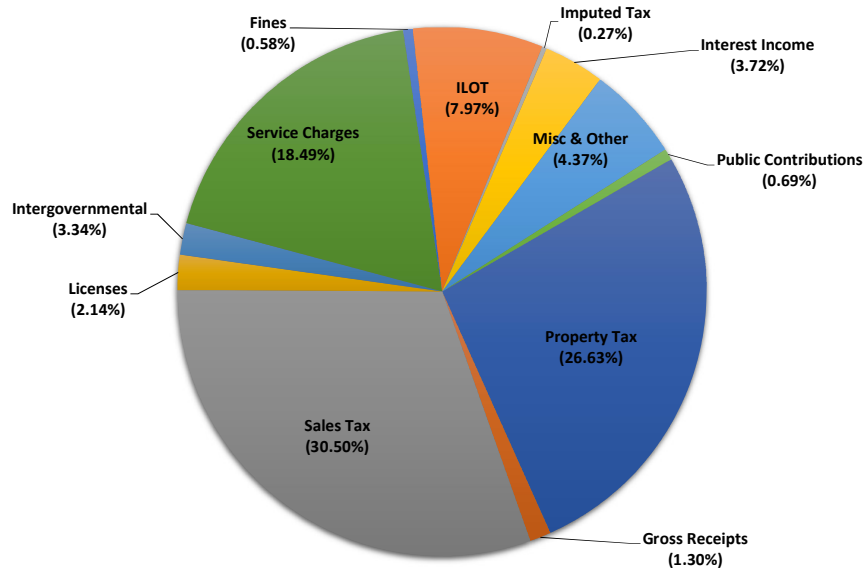
Revenues \$746,588,529



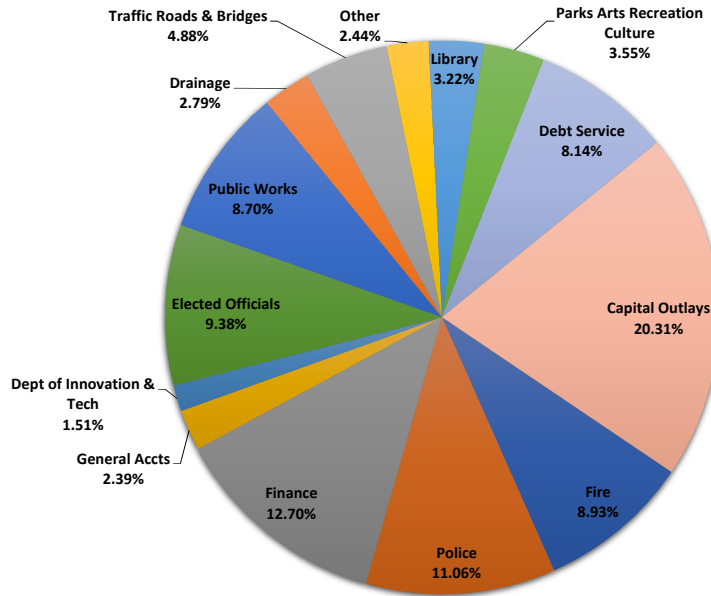
Expenditures & Reserves \$752,080,280



**Lafayette Consolidated Government
Non-Utilities
2024 - 25 Adopted Budget
(Excludes Utilities, Communications & Interfund Transfers)
Revenues
\$369,467,117**

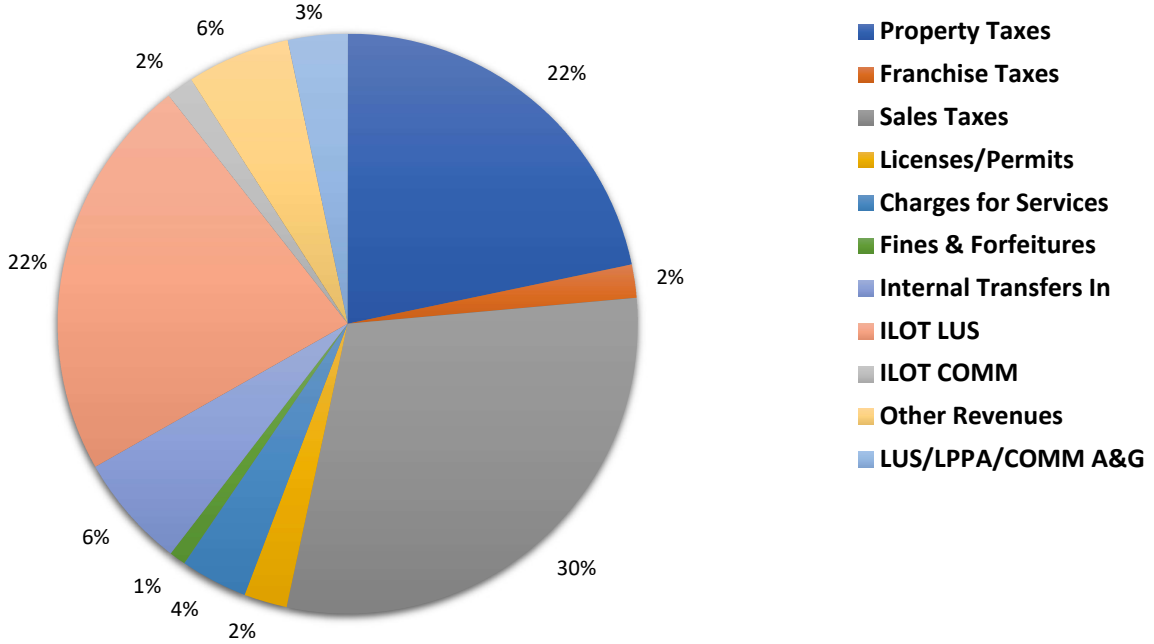


**Expenditures
\$401,147,334**

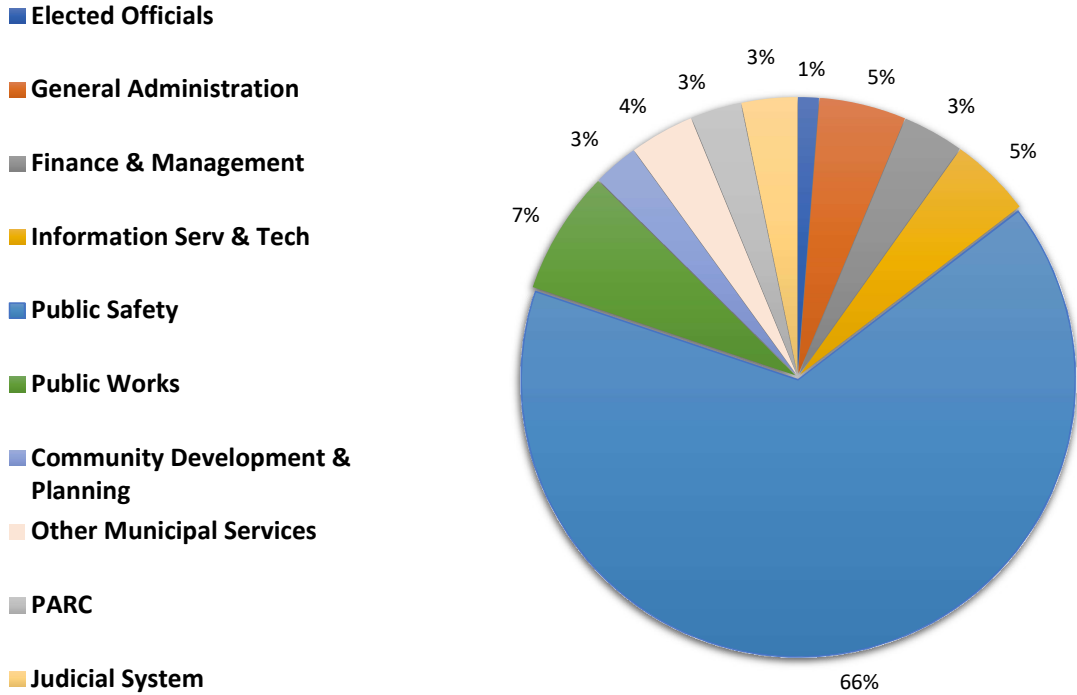


**Lafayette Consolidated Government
2024 - 25 Adopted Budget
City General Fund**

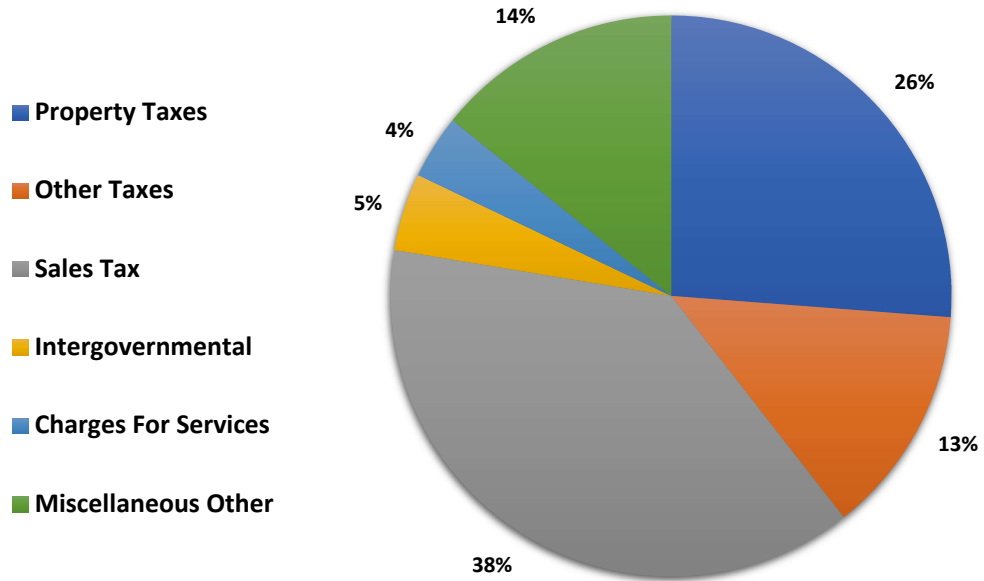
\$122,086,158 - Revenues



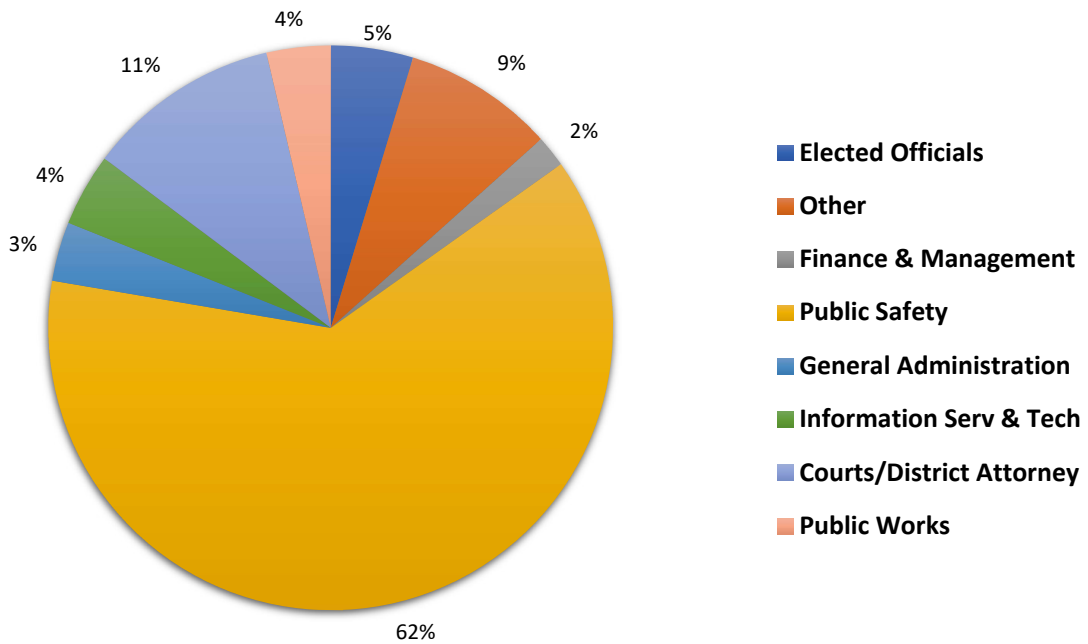
\$127,207,121 - Expenditures



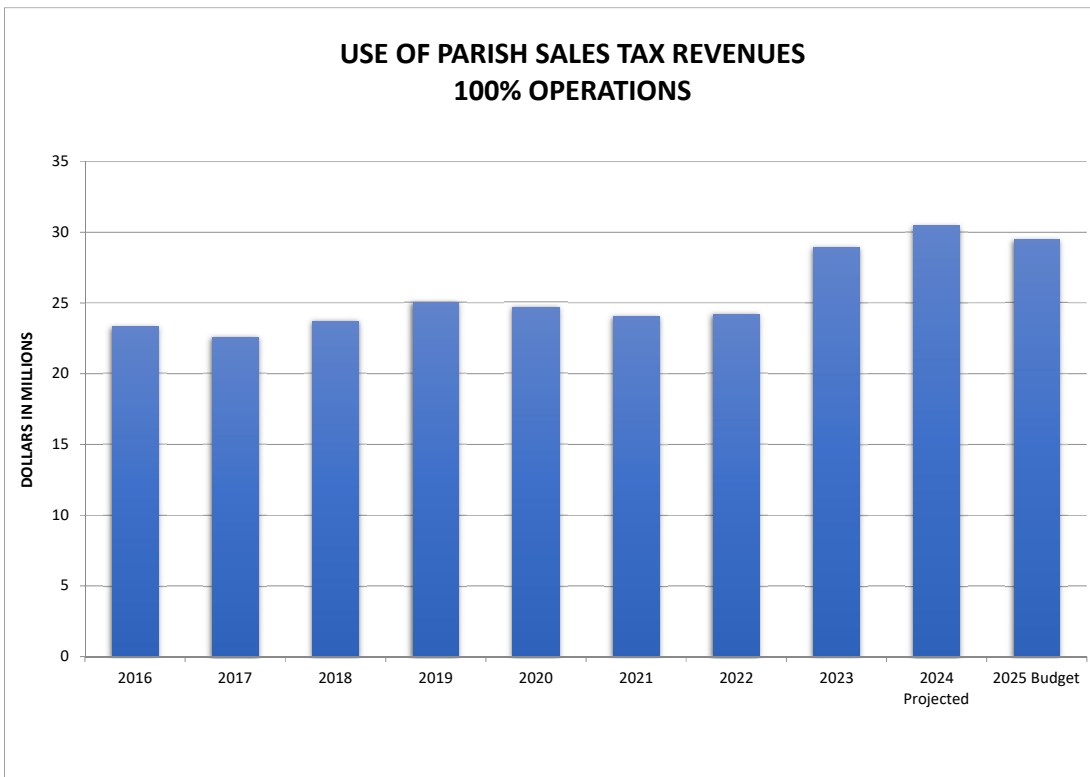
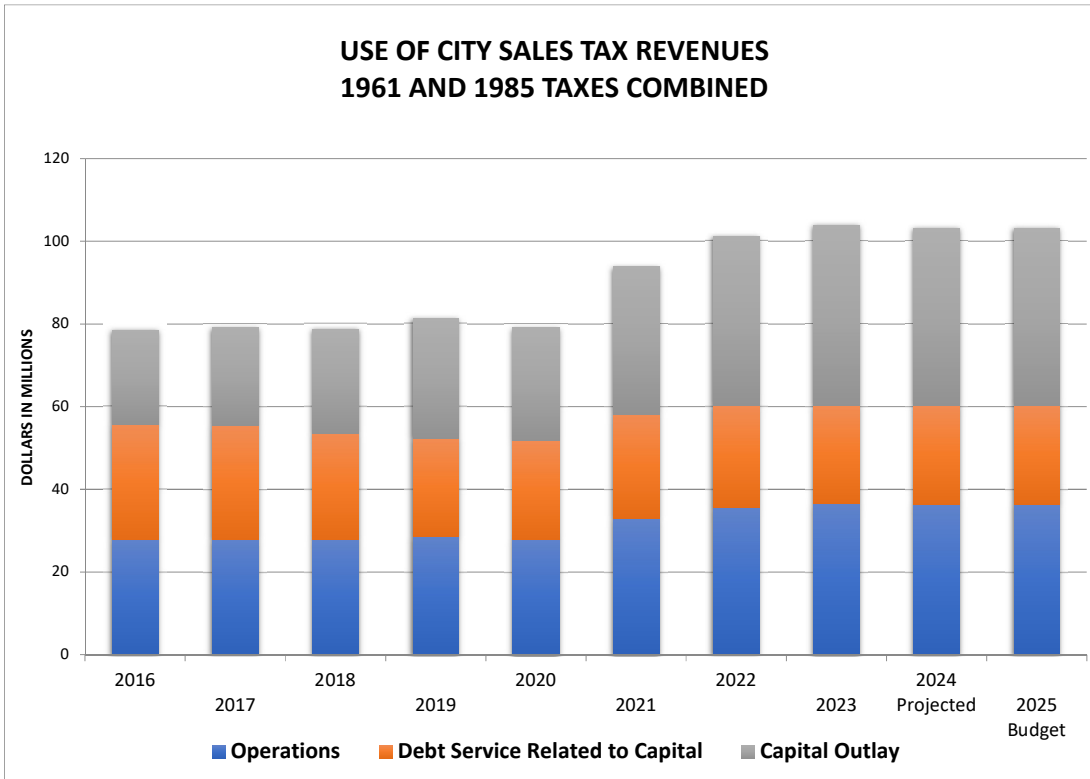
**Lafayette Consolidated Government
2024 - 25 Adopted Budget
Parish General Fund
\$18,339,924 - Revenues**



\$18,624,323 - Expenditures

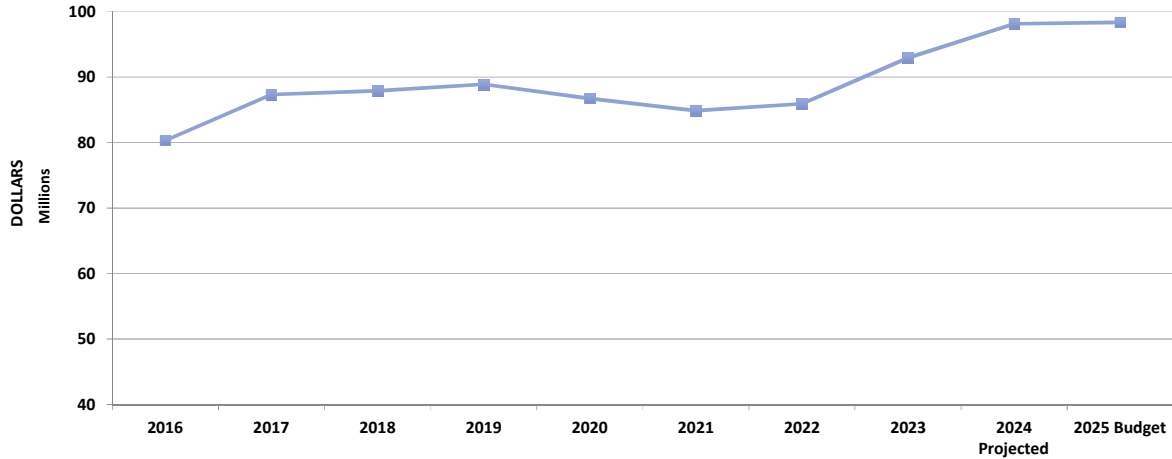


**Lafayette Consolidated Government
2024 - 25 Adopted Budget**



**Lafayette Consolidated Government
2024 - 25 Adopted Budget**

**PROPERTY TAX REVENUE
LAST TEN YEARS**



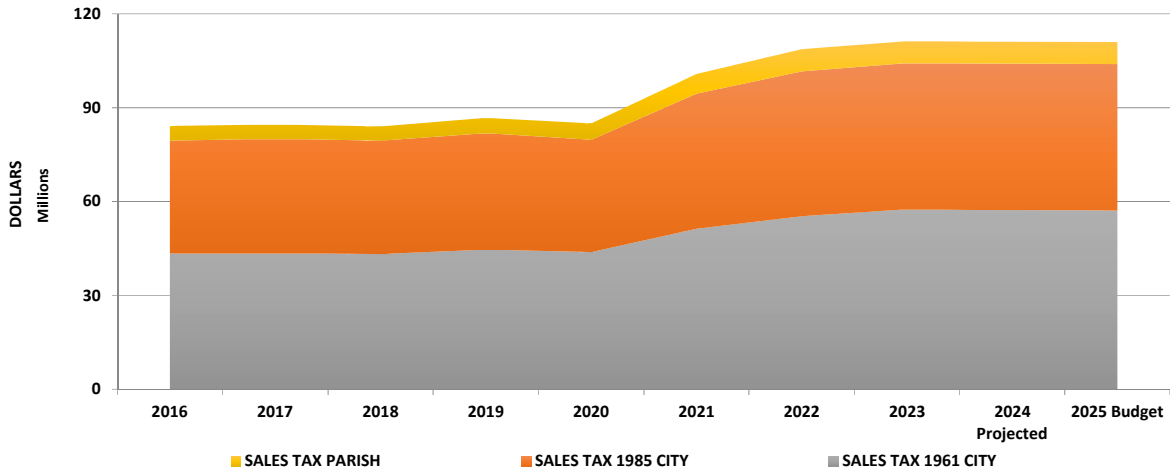
Property Tax Revenue is budgeted based on the assessed valuation received from the Lafayette Parish Assessor.

Parish-wide property taxes are subject to a homestead exemption of \$75,000. Taxes levied only within municipal boundaries are not subject to the exemption.

Statutory deductions from parish-wide property taxes to fund statewide retirement systems for assessors', clerks of court, sheriffs', district attorneys', and other statewide systems are budgeted as an expense under the account titled "Tax Deductions - Retirement".

The Fiscal Year 2025 Budgeted Property Tax Revenue is projected to increase 2.26% over current year projections.

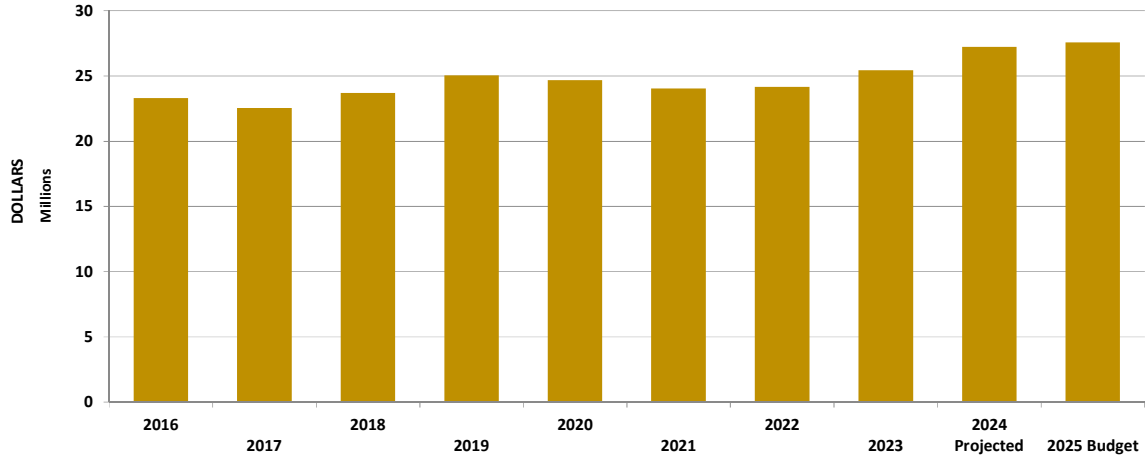
**SALES TAX REVENUE
LAST TEN YEARS**



Sales Tax Revenue is budgeted based on a 1% increase over the Fiscal Year 2024 projections.

**Lafayette Consolidated Government
2024 - 25 Adopted Budget**

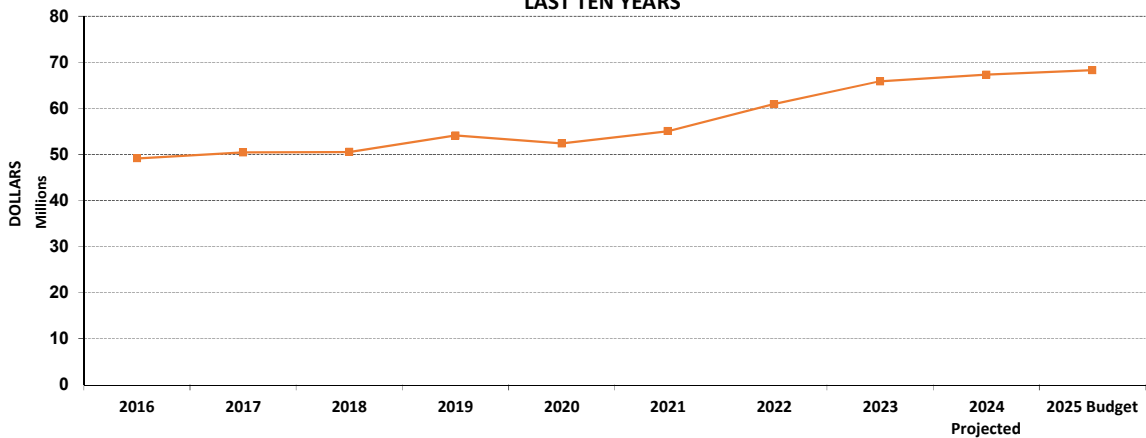
**IN LIEU OF TAX REVENUE
LAST TEN YEARS**



ILOT is budgeted to provide approximately 24% of the City General Fund revenues. It is budgeted based on the prior years' actual calculated payment.

In Lieu of Tax Revenue (ILOT), more commonly referred to as Payment In Lieu of Tax (PILOT), is the payment made from the Utilities Department to compensate the City's General Fund for taxes and fees it would otherwise receive from a privately owned utility.

**CHARGES FOR SERVICES
LAST TEN YEARS**

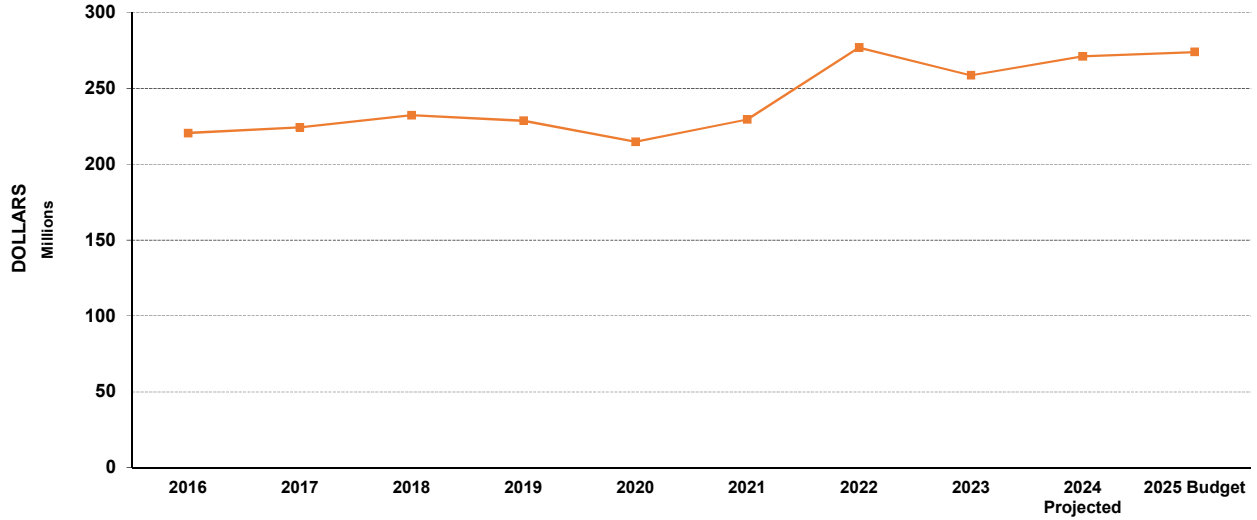


LCG is self-insured for workers' compensation, general liability, errors and omissions, automobile liability, fleet collision, and property as well as employee health. LCG's home rule charter requires all funds, including internal service funds, be included in the annual budget. Self insurance premiums total \$26.9 million and are recorded as a revenue in the internal service fund and as an expense in the fund using the service.

Charges for Services is budgeted to increase by 1.42% and is primarily due to the expected increase in Self Insurance Revenues and Refuse Collection Charges.

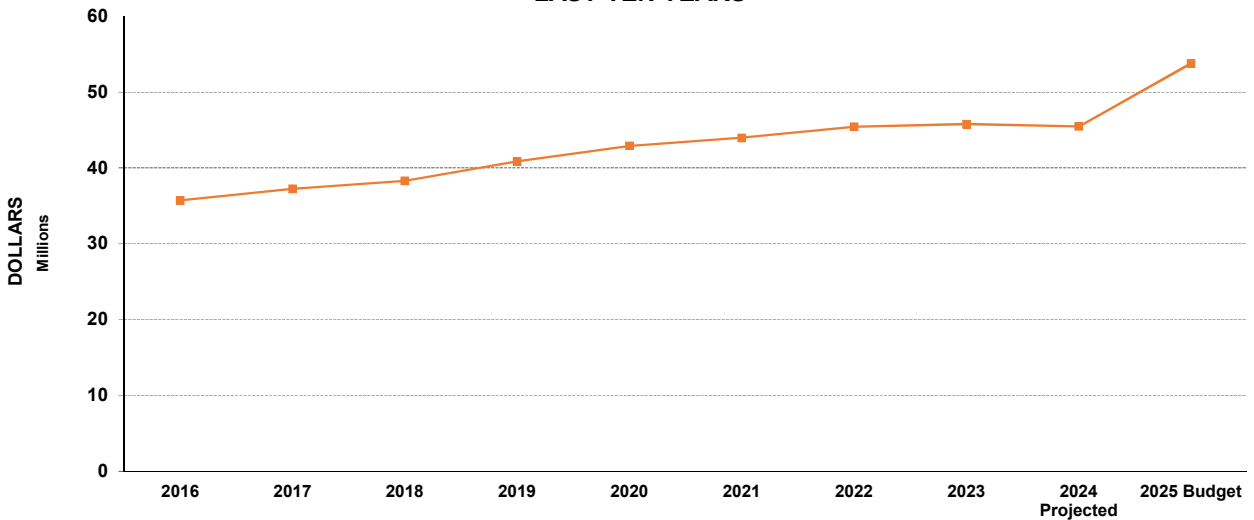
Lafayette Consolidated Government
2024- 25 Adopted Budget

UTILITIES SYSTEM REVENUES
LAST TEN YEARS



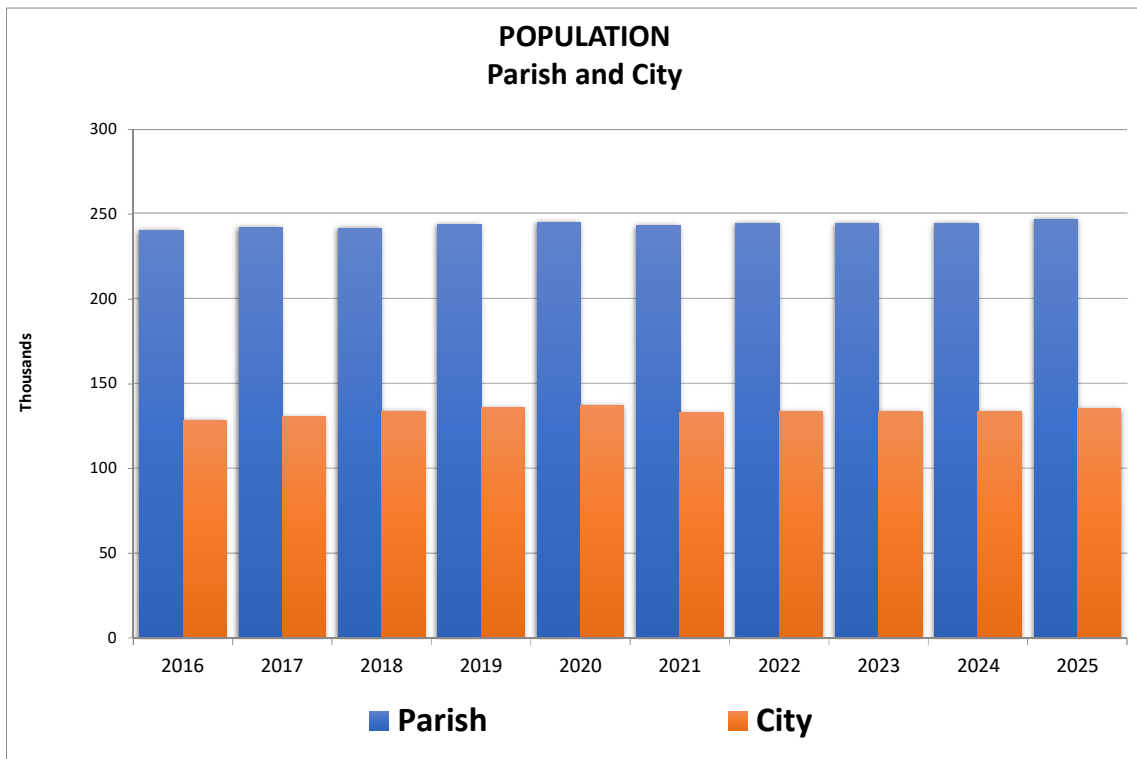
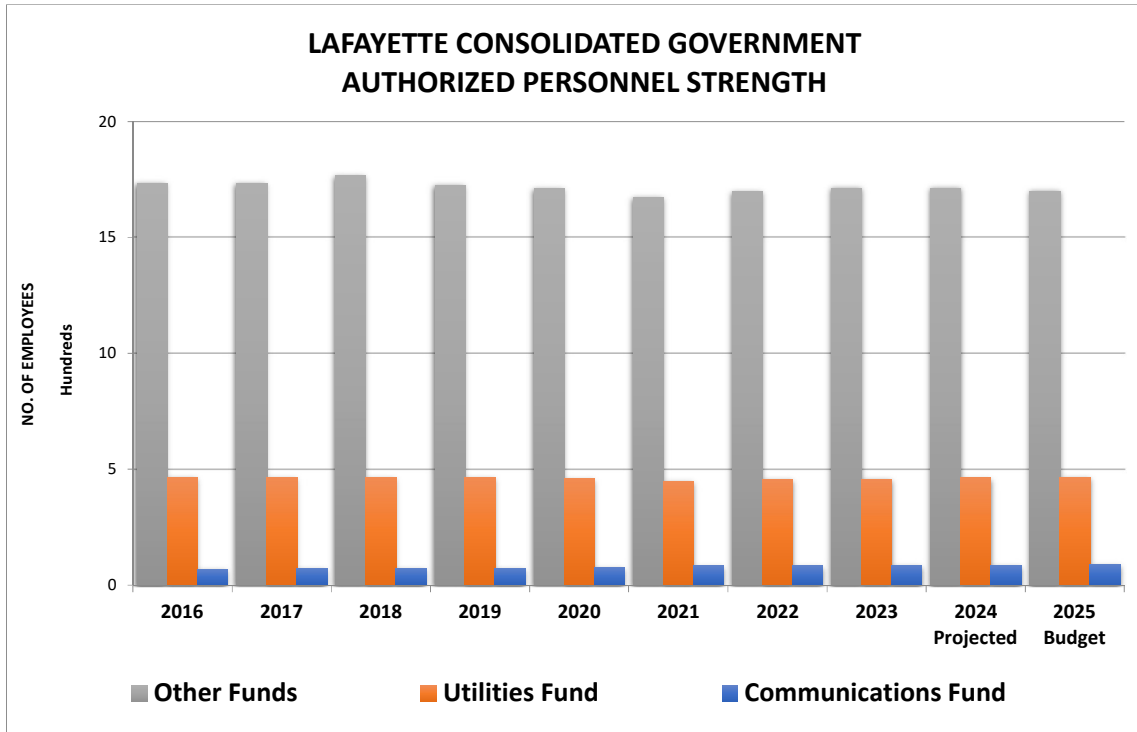
Sales of electricity, water, and wastewater are budgeted to increase 1.03% over current year projections.

COMMUNICATIONS SYSTEM REVENUES
LAST TEN YEARS

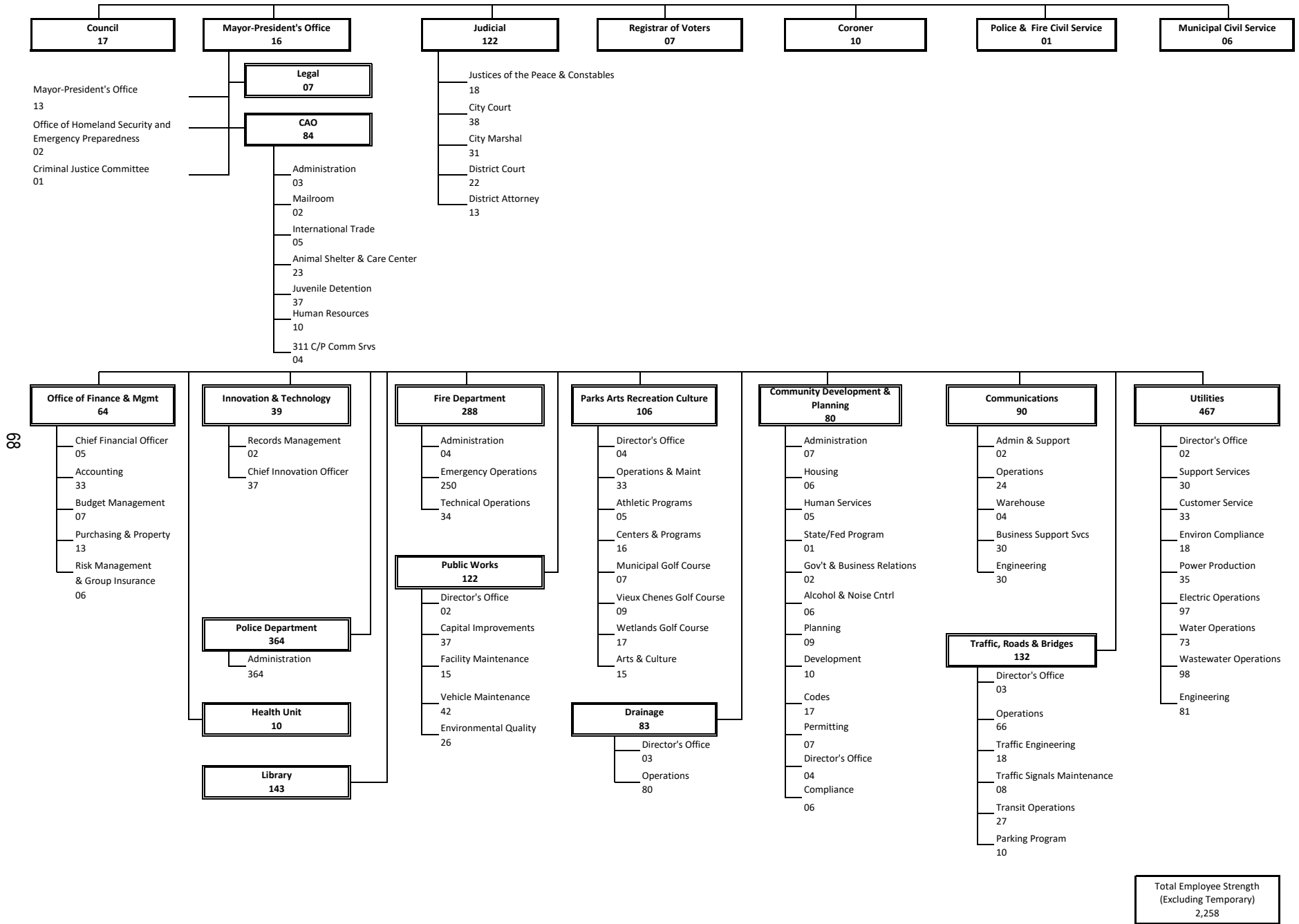


Sales of internet, cable television, and telephone are budgeted to increase 18.30% over current year projections. The system started providing retail services in 2009 and is expected to continue to grow as new customers add and transfer their service to the Communications System.

Lafayette Consolidated Government 2024 - 2025 Adopted Budget



LAFAYETTE CONSOLIDATED GOVERNMENT



Total Employee Strength
(Excluding Temporary)
2,258



**Lafayette Consolidated Government
2024-25 Adopted Budget
Personnel Strength Recap**

9/26/2024

Name of Department	Authorized as of 07/07/23	Authorized as of 06/19/24	Additional Authorization	Approved Authorization for 2024-25
Elected Officials/Judicial/Other	147	148	8	156
Elected Officials Executive	96	96	4	100
Legal Department	7	7	0	7
Finance & Management	64	64	0	64
Innovation & Technology	38	40	(1)	39
Police	364	369	(5)	364
Fire	285	288	0	288
Public Works	132	130	(8)	122
Drainage	91	87	(4)	83
Traffic, Roads & Bridges	141	141	(9)	132
Parks Arts Recreation Culture	105	105	1	106
Community Development & Planning	80	79	1	80
Other Budgetary Units	160	160	0	160
Utilities	457	462	5	467
Communications System	83	85	5	90
Totals	2,250	2,261	(3)	2,258



**Lafayette Consolidated Government
2024-25 Adopted Budget
Summary of Revenues by Fund**

Fund No.	Fund Name	Recurring Revenues	Non-Recurring Revenues	Interfund Transfers	FY 24/25	FY 23/24	Percent Change
					Adopted Revenues	Adopted Revenues	
---Operating Funds---							
101	General Fund-City	78,607,242	1,221,409	42,257,507	122,086,158	118,595,360	2.94%
105	General Fund-Parish	16,898,141	822,545	619,238	18,339,924	17,282,463	6.12%
201	Recreation & Parks Fund	3,807,909	0	2,053,354	5,861,263	5,166,242	13.45%
202	Lafayette Science Museum	36,300	0	437,833	474,133	582,786	-18.64%
203	Municipal Transit System	712,602	2,353,818	3,033,815	6,100,235	5,702,594	6.97%
204	HPAC-Commission	1,287,187	0	726,915	2,014,102	1,799,189	11.94%
205	HPAC-Reserve	2,363,729	0	0	2,363,729	2,774,170	-14.80%
206	Animal Shelter & Care Center	380,742	0	2,793,042	3,173,784	2,366,453	34.12%
207	Traffic Safety	0	0	0	0	163	-100.00%
209	Combined Golf Courses	3,310,883	0	571,695	3,882,578	3,112,898	24.73%
211	Golf Cart Fund	0	0	200,000	200,000	1,066,767	-81.25%
241	Parish Parks & Recreation Fund	0	0	17,240	17,240	11,680	47.60%
250	Opioid Settlement Fund	800,197	0	0	800,197	0	100.00%
255	Criminal Non-Support	763,607	0	0	763,607	781,114	-2.24%
259	City Street, Road & Alley Fund	2,284,523	0	0	2,284,523	2,181,970	4.70%
260	Road & Bridge Maintenance	12,185,954	1,878,630	0	14,064,584	13,140,200	7.03%
261	Drainage Maintenance	9,369,681	101,592	0	9,471,273	8,810,703	7.50%
262	Correctional Center	5,657,525	133,644	1,975,859	7,767,028	7,807,569	-0.52%
263	Library	12,713,920	182,694	0	12,896,614	12,959,594	-0.49%
264	Courthouse Complex	6,962,602	151,527	0	7,114,129	6,365,507	11.76%
265	Juvenile Detention Facility	3,575,654	42,939	0	3,618,593	3,269,140	10.69%
266	Public Health Unit Maintenance	93,326	228,480	533,906	855,712	1,564,289	-45.30%
267	War Memorial Building	0	0	1,144,761	1,144,761	325,367	251.84%
268	Criminal Court	712,905	5,813	0	718,718	610,518	17.72%
269	Combined Public Health Fund	5,077,056	0	0	5,077,056	4,773,676	6.36%
270	Coroner	814,484	0	1,137,628	1,952,112	1,442,034	35.37%
271	Mosquito Abatement & Control-Parishwide	47,409	0	641,890	689,299	1,010,792	-31.81%
273	Storm Water Management Fund	3,230,802	0	0	3,230,802	2,922,956	10.53%
274	Cultural Economy Fund	18,074	0	0	18,074	7,524	140.22%
275	Parshwide Strt, Drnage, Brdge Fd	47,774	0	0	47,774	37,680	26.79%
276	Parshwide Parks & Rec Proj Fd	22,365	0	0	22,365	7,261	208.02%
278	Polce & Fire Resiliency Fund	352,222	0	0	352,222	114,510	207.59%
279	Parishwide Fire Protection	1,036,742	0	320,000	1,356,742	1,290,698	5.12%
285	Criminal Justice Coord Comm Fd	120,000	0	30,000	150,000	0	100.00%
296	Parking Garage Rev-Buchanan	102,447	0	98,888	201,335	247,788	-18.75%
297	Parking Program	544,168	0	672,696	1,216,864	1,137,540	6.97%
299	Codes & Permits	3,656,519	0	1,810,391	5,466,910	5,195,006	5.23%
	Sub-Total--Operating Funds	177,594,691	7,123,091	61,076,658	245,794,440.00	234,464,201.00	4.83%
---Debt Service Funds---							
352	Sales Tax Bond Sinking Fund-1961	13,355,488	0	0	13,355,488	12,956,137	3.08%
353	Sales Tax Bond Reserve Fund-1961	295,551	0	51,226	346,777	74,547	365.18%
354	Sales Tax Bond Sinking Fund-1985	10,577,698	0	380,831	10,958,529	9,277,594	18.12%
355	Sales Tax Bond Reserve Fund-1985	209,483	0	0	209,483	43,029	386.84%
356	Contingency Sinking-Parish	4,842,084	0	0	4,842,084	4,495,492	7.71%
357	2011 City Cert Of Indebt-HFarm	553,132	0	0	553,132	536,294	3.14%
358	Limited Tax Refund Bds Sk	39,579	0	2,751,742	2,791,321	2,799,707	-0.30%
	Sub-Total--Debt Service Funds	29,873,015	0	3,183,799	33,056,814	30,182,800	9.52%
---Capital Project Fund---							
401	Sales Tax Capital Improvement-City	0	0	0	0	46,851,142	-100.00%
461		24,815,322	0	2,305,620	27,120,942	0	100.00%
485		21,064,568	0	1,826,223	22,890,791	0	100.00%
	Sub-Total--Capital Project Funds	45,879,890	0	4,131,843	50,011,733	46,851,142	6.75%
---Internal Service Funds---							
605	Unemployment Compensation	0	0	89,000	89,000	89,000	0.00%
607	Group Hospitalization	31,588,070	0	0	31,588,070	26,599,239	18.76%
614	Risk Management	14,318,164	0	0	14,318,164	10,871,342	31.71%



**Lafayette Consolidated Government
2024-25 Adopted Budget
Summary of Revenues by Fund**

Fund No.	Fund Name	Recurring Revenues	Non-Recurring Revenues	Interfund Transfers	FY 24/25	FY 23/24	Percent Change
					Adopted Revenues	Adopted Revenues ^{10/31/2024}	
702	Central Vehicle Maintenance	9,460,655	0	0	9,460,655	9,290,345	1.83%
	Sub-Total Internal Service Funds	55,366,889	0	89,000	55,455,889	46,849,926	18.37%
---Trust & Agency Funds---							
227	Downtown Lafayette EDD	0	0	0	0	0	100.00%
228	University Gateway EDD	0	0	0	0	0	100.00%
229	Trappey EDD	0	0	0	0	0	100.00%
230	Northway EDD	0	0	0	0	0	100.00%
231	Holy Rosary Institute EDD	0	0	0	0	0	100.00%
215	City Sales Tax Trust Fund-1961	543,129	0	523,661	1,066,790	661,977	61.15%
222	City Sales Tax Trust Fund-1985	515,939	0	391,095	907,034	585,638	54.88%
225	TIF Sales Tax Trust Fund-MM101	17,567	0	0	17,567	6,829	157.24%
226	TIF Sales Tax Trust Fund-MM103	1,841,562	0	0	1,841,562	1,607,203	14.58%
	Sub-Total--Trust & Agency Funds	2,918,197	0	914,756	3,832,953	2,861,647	33.94%
---Enterprise Funds---							
550	Environmental Services	20,023,186	0	0	20,023,186	19,491,666	2.73%
551	CNG Service Station	238,158	0	0	238,158	401,863	-40.74%
	Sub-Total--Enterprise Funds	20,261,344	0	0	20,261,344	19,893,529	1.85%
	Sub-Total--General Government	331,894,026	7,123,091	69,396,056	408,413,173	381,103,245	7.17%
502	Utilities System	282,549,356	0	866,000	283,415,356	271,360,256	4.44%
532	Communications System	54,760,000	0	0	54,760,000	51,213,933	6.92%
	Total Revenues	669,203,382	7,123,091	70,262,056	746,588,529	703,677,434	6.10%



**Lafayette Consolidated Government
2024-25 Adopted Budget
Property Tax Summary
Previous, Current and Forthcoming Fiscal Years**

11/5/2024

Fiscal Year	Net Assessable Tax Roll	Adjusted Net Tax Due	Total Tax Collected	Uncollected Tax		Estimated Collectable Percent
				Amount	Percent	
CITY OF LAFAYETTE:						
2023 ACTUAL	\$1,659,936,365	30,166,086	\$30,139,664	26,422	0.09%	99.91%
2024 ACTUAL	1,761,003,831	31,832,503	31,817,711 *	14,792	0.00%	100.00%
2025 PROJECTED	1,770,947,691	32,213,538	31,891,403	322,135	1.00%	99.00%
PARISH OF LAFAYETTE:						
2023 ACTUAL	2,406,155,428	62,788,226	\$62,788,226	(0)	0.00%	100.00%
2024 ACTUAL	2,611,821,142	67,700,744	67,700,739 *	5	0.00%	100.00%
2025 PROJECTED	2,664,057,564	66,120,962	65,459,752	661,210	1.00%	99.00%

* Represents amounts collected as of October 31, 2024

**FY 2024-25 MILLAGE RATES
ADOPTED ON SEPTEMBER 17, 2024
BY THE CITY & PARISH COUNCILS**

Fund	Property Tax Description	Millage Rate Proposed	Revenue
101	General Alimony	5.67	\$ 10,041,273
101	Public Building Maintenance	1.18	\$ 2,001,171
101	Public Safety - Police/Fire	3.33	\$ 5,631,614
101	Public Safety - Police Salaries	3.00	\$ 5,312,843
101	Public Safety - Fire Salaries	2.00	\$ 3,541,895
105	General Alimony	1.625 or 3.25	\$ 4,805,084
201	Park Maintenance	2.01	\$ 3,400,219
259	Street Maintenance	1.35	\$ 2,284,523
260	Road & Bridge Maintenance	4.47	\$ 11,297,691
260	Road & Bridge Maintenance	0.078	\$ 189,558
261	Drainage Maintenance	3.58	\$ 9,048,262
262	Correctional Facility Maintenance	2.21	\$ 5,585,659
263	Library	4.96	\$ 12,005,376
264	Courthouse Maintenance	2.51	\$ 6,343,894
265	JDH Maintenance	1.25	\$ 3,159,309
269	Combined Public Health	2.07	\$ 5,004,346
273	Storm Water Management	1.24	\$ 2,982,388
279	Parishwide Fire Protection	0.0422	\$ 1,023,617
356	Debt Service	1.85	\$ 4,675,778



Lafayette Consolidated Government
2024-25 Adopted Budget
Summary of Revenues by Source

Sources of Revenues	Total	Less	Net	Non-	10/31/2024
	Estimated	Interfund	Revenues	Recurring	FY 24-25
	Revenues	Transfers	Adopted	Revenues	Recurring
General Property Taxes	98,378,293		98,378,293		98,378,293
Sales Tax	112,689,147		112,689,147		112,689,147
Gross Receipts Business Tax	4,501,842		4,501,842		4,501,842
Licenses & Permits	7,888,520		7,888,520		7,888,520
Intergovernmental	7,123,091		7,123,091	7,123,091	0
Charges For Services	68,297,535		68,297,535		68,297,535
Fines & Forfeits	2,157,091		2,157,091		2,157,091
Utilities System Revenues	273,913,318		273,913,318		273,913,318
Communications System Revenues	53,760,000		53,760,000		53,760,000
Interest On Investments	19,792,480		19,792,480		19,792,480
Contribution fr Public Enterprises	2,531,298		2,531,298		2,531,298
Miscellaneous Revenues	25,293,858		25,293,858	0	25,293,858
Interfund Transfers	70,262,056	70,262,056	0		0
Total	746,588,529	70,262,056	676,326,473	7,123,091	669,203,382



Lafayette Consolidated Government
2024-25 Adopted Budget

Summary of Expenditures and Reserves by Department

10/30/2024

Department	Total Appropriation	Less	Less	Less	Less	FY 24-25 Net Operations
		Interfund Transfers	Capital Outlays	Debt Service	Less Reserves	
Finance	50,952,735		23,850			4,952,211
General Accounts	77,823,807	35,112,960	462,875	32,642,627	200,000	9,405,345
Elected Officials & Related Offices	44,077,293		8,775,663			35,197,197
Legal	2,340,368		0			2,340,368
Dept of Innovation & Technology	15,032,348		8,983,443			6,048,905
Police	53,507,180		9,153,866			44,353,314
Fire	42,262,440		6,450,644			35,811,796
Public Works	66,225,830		31,313,077			26,601,824
Drainage	17,055,416		5,848,500			11,206,916
Traffic, Roads & Bridges	25,765,791		6,179,307			19,586,484
Parks Arts Recreation Culture	16,800,026	209,150	2,365,500			14,225,376
Community Development & Planning	9,127,060		1,895,769			7,231,291
Others	15,499,150		13,550			15,485,600
Subtotal	436,469,444	35,322,110	81,466,044	32,642,627	200,000	232,446,627
Utilities System	269,941,191	27,600,000	17,774,700	27,186,494	750,000	196,629,997
Communications System	45,669,645	2,850,000	568,500	12,939,344		29,311,801
Total	752,080,280	65,772,110	99,809,244	72,768,465	950,000	458,388,425

NOTES:

- Difference in interfund transfers is transfers from non-operating funds not reported in this budget.
- Capital Outlay on this schedule reflects new capital outlay from 2024-25 fiscal year revenues. This schedule includes grant capital and director's reserves reported in this budget. It does not include new capital from bond proceeds and prior year accumulated retained earnings. For this reason, the capital outlay amounts reported on this schedule do not reconcile to the capital numbers reported on the Budget Overview & Highlights Tab, the total capital in the Capital Appropriations Section and the capital numbers reported in the Five-Year Capital improvement Program Section.



Lafayette Consolidated Government

2024-25 Adopted Budget

Summary of Financial Sources and Uses - All Funds

11/08/2024

	ACTUAL FY 22-23	CUR BUDGET FY 23-24	ADOPTED FY 24-25
FINANCIAL SOURCES			
GENERAL PROPERTY TAXES	92,941,495	93,425,808	98,378,293
GENERAL SALES AND USE TAXES	112,874,264	109,901,644	112,689,147
OTHER TAXES	4,400,743	4,765,453	4,797,852
LICENSES AND PERMITS	7,867,935	8,018,964	7,888,520
INTERGOVERNMENTAL REVENUES	72,884,615	149,025,920	7,123,091
CHARGES FOR SERVICES	65,893,848	65,241,467	68,297,535
FINES AND FORFEITS	2,204,093	2,926,659	2,157,091
ELECTRIC RETAIL SALES	195,197,790	195,713,325	198,945,159
ELECTRIC WHOLESALE SALES	159,543	175,000	175,000
WATER SALES	25,167,541	26,046,487	29,362,198
WASTEWATER SALES	35,012,172	37,133,299	40,630,961
COMMUNICATION SALES	43,211,247	47,700,000	50,700,000
COMMUNICATION WHOLESALE SALES	2,491,354	3,000,000	3,000,000
INTEREST EARNINGS	23,899,627	9,940,634	19,792,480
IN LIEU OF TAX	28,932,947	28,600,000	29,450,000
OTHER REVENUES	13,236,280	35,254,648	14,450,698
MISCELLANEOUS REVENUES	17,810,898	64,905,720	18,938,448
LUS/LPPA/COMM A&G	4,421,711	4,572,605	5,543,446
SUBTOTAL	748,608,103	886,347,633	712,319,919
INTERNAL TRANSFERS IN	43,394,911	48,470,954	34,268,610
TOTAL FINANCIAL SOURCES	792,003,014	934,818,587	746,588,529
FINANCIAL USES			
PERSONNEL SALARIES	109,027,386	126,503,771	136,625,058
EMPLOYEE BENEFITS	19,644,658	19,069,838	18,792,038
RETIREMENT SYSTEM	25,098,853	28,357,945	31,329,661
RETIREE HEALTH INS	2,036,834	2,179,730	1,890,410
ACCRUED SICK/ANNUAL	3,127,711	2,012,404	2,237,785
PURCHASED SERVICES	131,290,579	175,761,972	169,184,250
INMATE MEDICAL/PERSC	0	0	0
MATERIALS & SUPPLIES	17,400,846	18,253,673	19,457,630
EXTERNAL APPROPRIATIONS	17,060,277	14,605,219	11,773,780
UNINSURED LOSSES	6,649,569	4,470,589	8,901,134
COGS PROD	116,984,550	113,472,939	111,783,352
MISCELLANEOUS EXPENSE	4,032,152	4,984,166	5,537,003
ILOT	28,932,947	28,600,000	29,450,000
IMPUTED TAX	488,364	850,000	1,000,000
DEBT SERVICE	43,631,771	70,254,092	72,768,465



Lafayette Consolidated Government
2024-25 Adopted Budget

Summary of Financial Sources and Uses - All Funds

11/08/2024

	ACTUAL FY 22-23	CUR BUDGET FY 23-24	ADOPTED FY 24-25
CAPITAL OUTLAY	117,597,589	361,337,997	63,533,364
SPECIAL EQUIP CAPITAL	16,258,385	24,813,755	14,443,200
RE CAPITAL	28,667,120	103,689,995	0
RESERVE NORMAL CAP & SPEC EQ	0	1,977,568	3,400,000
RESERVE FUTURE DEBT	0	6,358,831	5,495,798
FIRE/POLICE RETIREE COLA	992,483	1,051,900	1,077,500
PENSION MERGER COST	2,791,652	2,787,139	2,751,742
RESERVE CAPITAL		491,419	200,000
RETAINED EARNINGS RE	0	0	0
RETAINED EARNINGS	0	35,690,454	0
SUBTOTAL	691,713,726	1,147,575,396	711,632,170
INTERNAL APPROPRIATIONS	44,427,864	43,695,776	31,492,868
RESERVES	14,688,949	8,450,655	8,955,242
TOTAL FINANCIAL USES	750,830,539	1,199,721,827	752,080,280
SURPLUS/(USE OF PY FUND BALANCE)	\$ 8,874,351	\$ (264,903,240)	\$ (5,491,751)



**City of Lafayette
2024-25 Adopted Budget
General Fund Pro Forma**

	Actual	Budget	Projection	Adopted	Projected		
	FY 22-23	FY 23-24	FY 23-24	FY 24-25	FY 25-26	FY 26-27	FY 27-28
<i>Sales tax projected change</i>				0.00%	2.00%	2.00%	2.00%
Beginning Fund Balance	\$ 56,169,936		\$ 58,243,497	\$ 55,418,104	\$ 50,297,141	\$ 47,040,739	\$ 44,808,026
Estimated Revenues:							
Ad Valorem	24,819,846	25,337,915	26,004,360	26,528,796	27,059,372	27,600,559	28,152,571
Sales Taxes	36,558,646	35,740,075	36,389,790	36,389,790	37,117,586	37,859,938	38,617,136
Franchise & Other Taxes	2,216,363	2,393,309	2,247,284	2,247,284	2,269,757	2,292,454	2,315,379
Licenses/Permits	2,829,629	2,906,458	2,933,069	2,938,294	2,967,677	2,997,354	3,027,327
Federal/State Intergov.	1,093,936	1,257,488	1,221,409	1,221,409	1,258,051	1,295,793	1,334,667
Charges for Services	4,102,226	4,540,014	4,499,072	4,585,729	4,631,586	4,677,902	4,724,681
Fines & Forfeitures	1,109,318	1,916,729	1,108,951	1,108,951	1,120,041	1,131,241	1,142,553
Investment Income	3,794,161	1,165,719	3,392,186	3,392,186	3,426,108	3,460,369	3,494,973
Internal Transfers In	8,665,641	8,507,075	8,703,322	7,749,299	7,826,792	7,905,060	7,984,111
ILOT	28,932,947	28,600,000	30,458,238	29,450,000	29,450,000	29,450,000	29,450,000
LUS/LPPA/COMM A&G	3,804,205	3,672,257	4,132,151	4,058,208	4,058,208	4,058,208	4,058,208
Other Revenues	3,277,362	2,613,871	2,584,411	2,416,212	2,440,374	2,464,778	2,489,426
Total Revenues	121,204,280	118,650,910	123,674,243	122,086,158	123,625,553	125,193,658	126,791,032
Estimated Expenditures:							
Personnel Salaries	(50,141,099)	(56,305,492)	(56,360,945)	(58,633,916)	(58,633,916)	(58,633,916)	(58,633,916)
Employee Benefits	(8,207,352)	(7,915,090)	(7,915,090)	(7,905,832)	(8,063,949)	(8,225,228)	(8,389,732)
Retirement System	(14,993,744)	(16,637,949)	(16,637,496)	(18,861,502)	(19,050,117)	(19,240,618)	(19,433,024)
Retiree Health Insurance	(1,354,355)	(1,464,795)	(1,464,795)	(1,252,266)	(1,264,789)	(1,277,437)	(1,290,211)
Accrued Sick/Annual	(1,709,458)	(1,232,445)	(1,232,445)	(483,257)	(1,250,000)	(1,250,000)	(1,250,000)
Purchased Services	(14,103,044)	(15,964,937)	(16,063,787)	(15,719,314)	(16,033,700)	(16,354,374)	(16,681,462)
Materials & Supplies	(4,054,828)	(3,793,011)	(3,750,861)	(3,854,841)	(3,931,938)	(4,010,577)	(4,090,788)
Internal Appropriations	(13,576,198)	(14,368,883)	(14,094,838)	(9,177,549)	(9,452,875)	(9,736,462)	(10,028,556)
External Appropriations	(2,318,743)	(2,517,517)	(2,517,517)	(2,067,988)	(2,000,000)	(2,000,000)	(2,000,000)
Uninsured Losses	(3,852,040)	(2,239,321)	(2,656,302)	(5,417,914)	(3,000,000)	(2,500,000)	(2,500,000)
Fire/Police Retiree COLA	(992,483)	(1,051,900)	(1,051,900)	(1,077,500)	(1,077,500)	(1,077,500)	(1,077,500)
Pension Merger Cost	(2,791,652)	(2,787,139)	(2,750,160)	(2,751,742)	(2,788,721)	(2,785,809)	(2,782,047)
Debt Service - Leases	(466,875)	-	-	-	-	-	-
Capital Outlay - Leases	(585,756)	-	-	-	-	-	-
Miscellaneous	16,908	(3,500)	(3,500)	(3,500)	(3,500)	(3,500)	(3,500)
Reserve Fire 2% Increase	-	-	-	-	(330,950)	(330,950)	(330,950)
Total Expenditures	(119,130,719)	(126,281,979)	(126,499,636)	(127,207,121)	(126,881,956)	(127,426,370)	(128,491,686)
Net Increase/(Decrease)	2,073,561	(7,631,069)	(2,825,393)	(5,120,963)	(3,256,403)	(2,232,712)	(1,700,653)
Ending Fund Balance	\$ 58,243,497		\$ 55,418,104	\$ 50,297,141	\$ 47,040,739	\$ 44,808,026	\$ 43,107,372
Fund Balance as a Percentage of Expenditures - Minimum 20%				39.54%	37.07%	35.16%	33.55%



**Parish of Lafayette
2024-25 Adopted Budget
General Fund Pro Forma**

	Actual	Budget	Projection	Adopted	Projected		10/30/24
	FY 22-23	FY 23-24	FY 23-24	FY 24-25	FY 25-26	FY 26-27	FY 27-28
<i>Sales tax projected change</i>				0.13%	2.00%	2.00%	2.00%
Beginning Fund Balance	\$ 4,216,877		\$ 7,371,069	\$ 4,913,246	\$ 4,628,847	\$ 4,746,546	\$ 4,888,496
Estimated Revenues:							
Ad Valorem	4,540,810	4,552,783	4,821,467	4,807,598	4,903,750	5,001,825	5,101,862
Sales Tax	6,990,643	6,900,000	6,990,643	7,000,000	7,140,000	7,282,800	7,428,456
Other Taxes	1,984,109	2,270,770	1,974,579	2,428,582	2,452,868	2,477,397	2,502,171
Licenses & Permits	569,871	524,796	522,995	522,655	538,335	554,485	571,120
Intergovernmental	765,772	468,603	822,739	822,545	450,000	450,000	450,000
Charges For Services	445,742	661,995	652,178	672,287	675,000	675,000	675,000
Fines & Forfeitures	124,820	107,460	132,380	132,380	130,000	130,000	130,000
Interest Income	1,496,180	903,954	1,064,597	1,064,597	1,075,243	1,085,995	1,096,855
Internal Transfers In	3,536	-	64,247	-	-	-	-
Other Revenues	299,214	342,754	390,329	270,042	275,000	275,000	275,000
LUS/LPPA/COMM A&G	406,521	549,348	616,628	619,238	625,430	631,685	638,002
Total Revenues	17,627,218	17,282,463	18,052,782	18,339,924	18,265,626	18,564,187	18,868,466
Estimated Expenditures:							
Personnel Salaries	(1,514,715)	(1,628,361)	(1,628,361)	(1,782,835)	(1,782,835)	(1,782,835)	(1,782,835)
Employee Benefits	(674,747)	(628,506)	(628,506)	(662,707)	(675,961)	(689,480)	(703,270)
Retirement System	(178,231)	(193,096)	(193,096)	(214,078)	(216,219)	(218,381)	(220,565)
Retiree Health Insurance	(72,170)	(75,563)	(75,563)	(96,079)	(97,040)	(98,010)	(98,990)
Accrued Sick/Annual	-	-	-	-	(5,000)	(5,000)	(5,000)
Purchased Services	(842,042)	(1,212,734)	(1,212,734)	(1,040,433)	(1,061,242)	(1,082,467)	(1,104,116)
Materials & Supplies	(11,868)	(17,661)	(17,661)	(20,772)	(21,187)	(21,611)	(22,043)
Internal Appropriations	(4,281,049)	(6,413,409)	(6,477,142)	(7,646,193)	(7,875,579)	(8,111,846)	(8,355,202)
External Appropriations	(4,774,542)	(5,230,437)	(5,230,437)	(5,705,408)	(5,700,000)	(5,700,000)	(5,700,000)
Uninsured Losses	-	-	(11,865)	(13,127)	(12,864)	(12,607)	(12,355)
Miscellaneous	(166,758)	(250,137)	(250,137)	(190,191)	(200,000)	(200,000)	(200,000)
Capital	(1,956,902)	(4,785,103)	(4,785,103)	(1,252,500)	(500,000)	(500,000)	(500,000)
Total Expenditures	(14,473,024)	(20,435,007)	(20,510,605)	(18,624,323)	(18,147,927)	(18,422,238)	(18,704,375)
Net Increase/(Decrease)	3,154,194	(3,152,544)	(2,457,823)	(284,399)	117,699	141,949	164,091
Ending Fund Balance	\$ 7,371,069		\$ 4,913,246	\$ 4,628,847	\$ 4,746,546	\$ 4,888,496	\$ 5,052,587
Fund Balance as a Percentage of Expenditures - Minimum 20%				24.85%	26.15%	26.54%	27.01%



City of Lafayette
2024-25 Adopted Budget

1961 Sales Tax Capital Fund 461 Pro Forma

	Budget*	Projection	Adopted	Projected		
	FY 23-24	FY 23-24	FY 24-25	FY 25-26	FY 26-27	FY 27-28
<i>Sales tax projected change</i>				2.00%	2.00%	2.00%
Sales Tax Flow Summary						
1961 Sales Tax	0	57,200,000	57,200,000	58,344,000	59,510,880	60,701,098
Interest	0	681,269	681,269	694,894	708,792	722,968
Subtotal	0	57,881,269	57,881,269	59,038,894	60,219,672	61,424,066
Collection & Fiscal Agent	0	(1,066,790)	(1,066,790)	(2,182,240)	(1,124,952)	(1,147,452)
General Fund Revenues	0	(20,020,000)	(20,020,000)	(20,420,400)	(20,828,808)	(21,245,384)
Debt Service Requirements	0	(14,131,786)	(13,680,510)	(12,124,892)	(12,655,431)	(11,826,803)
Net Available for Capital PAYG	0	22,662,693	23,113,969	24,311,362	25,610,481	27,204,427
Source of Funds						
Sales Tax	0	22,662,693	23,113,969	24,311,362	25,610,481	27,204,427
Interest Income	0	1,701,353	1,701,353	1,701,353	1,701,353	1,701,353
Internal Transfers In	0	5,884,810	2,305,620	2,328,676	2,351,963	2,375,483
Miscellaneous Other	0	2,436	0	0	0	0
Use of Fund Balance	0	44,670,909	5,770,042	15,956	0	0
Amt Available for PAYG	0	74,922,201	32,890,984	28,357,348	29,663,798	31,281,262
Use of Funds						
Personnel Salaries	0	(2,890,737)	(3,084,365)	(3,084,365)	(3,084,365)	(3,084,365)
Employee Benefits	0	(364,783)	(330,971)	(337,590)	(344,342)	(351,229)
Retirement System	0	(619,882)	(565,171)	(570,823)	(576,531)	(582,296)
Purchased Services	0	(1,476,936)	(218,125)	(222,488)	(226,937)	(231,476)
Materials & Supplies	0	(88,051)	(88,051)	(89,812)	(91,608)	(93,440)
Internal Appropriations	0	(2,008,257)	(462,477)	(463,000)	(463,000)	(463,000)
External Appropriations	0	(190,939)	(199,085)	(200,000)	(200,000)	(200,000)
Uninsured Losses	0	(43,101)	(141,779)	0	0	0
Miscellaneous	0	(26,000)	(30,000)	(30,000)	(30,000)	(30,000)
Capital Outlay	0	(64,246,429)	(24,989,206)	(20,469,251)	(21,612,495)	(23,059,209)
Reserve Future Debt	0	(2,967,086)	(2,765,798)	(2,890,019)	(3,034,520)	(3,186,246)
Subtotal	0	(74,922,201)	(32,875,028)	(28,357,348)	(29,663,799)	(31,281,262)
Excess Revenues	0	0	15,956	0	0	0

*Note: Funds 461 & 485 were created in the middle of the Fiscal Year.



City of Lafayette
2024-25 Adopted Budget

1985 Sales Tax Capital Fund 485 Pro Forma

	Budget*	Projection	Adopted	Projected		
	FY 23-24	FY 23-24	FY 24-25	FY 25-26	FY 26-27	^{10/9/24} FY 27-28
<i>Sales tax projected change</i>				2.00%	2.00%	2.00%
Sales Tax Flow Summary						
1985 Sales Tax	0	46,770,828	46,770,828	47,706,245	48,660,369	49,633,577
Interest	0	507,034	507,034	507,034	507,034	507,034
Subtotal	0	47,277,862	47,277,862	48,213,279	49,167,403	50,140,611
Collection & Fiscal Agent	0	(907,034)	(907,034)	(915,034)	(923,194)	(931,517)
General Fund Revenues	0	(16,369,790)	(16,369,790)	(16,697,186)	(17,031,130)	(17,371,752)
Debt Service Requirements	0	(9,967,533)	(10,396,086)	(10,159,505)	(9,676,080)	(8,582,696)
Net Available for Capital PAYG	0	20,033,505	19,604,952	20,441,554	21,537,000	23,254,646
Source of Funds						
Sales Tax	0	20,033,505	19,604,952	20,441,554	21,537,000	23,254,646
Interest Income	0	1,455,147	1,455,146	1,455,146	1,455,146	1,455,146
Internal Transfers In	0	3,974,573	1,826,223	1,844,485	1,862,930	1,881,559
Miscellaneous Other	0	13,011	4,470	4,475	4,565	4,656
Use of Fund Balance	0	38,036,595	5,104,924	0	0	0
Amt Available for PAYG	0	63,512,831	27,995,715	23,745,660	24,859,642	26,596,007
Use of Funds						
Personnel Salaries	0	(310,936)	(436,744)	(436,744)	(436,744)	(436,744)
Retirement System	0	(1,392)	0	0	0	0
Purchased Services	0	(5,506,039)	(7,339,578)	(7,486,370)	(7,636,097)	(7,788,819)
Internal Appropriations	0	(1,309,397)	0	0	0	0
Miscellaneous	0	(21,500)	(21,500)	(21,500)	(21,500)	(21,500)
Capital Outlay	0	(53,825,855)	(17,467,893)	(12,911,027)	(13,730,781)	(15,162,698)
Reserve Future Debt	0	(2,537,712)	(2,730,000)	(2,890,019)	(3,034,520)	(3,186,246)
Subtotal	0	(63,512,831)	(27,995,715)	(23,745,660)	(24,859,642)	(26,596,007)
Excess Revenues	0	0	0	0	0	0

*Note: Funds 461 & 485 were created in the middle of the Fiscal Year.



City of Lafayette
2024-25 Adopted Budget
Lafayette Utilities System Pro Forma

	Current Budget		Projection		Adopted		Projected					
	FY 23-24		FY 23-24		FY 24-25		10/9/24 FY 25-26 FY 26-27 FY 27-28					
Operating Revenue												
Electric Retail Sales	\$	107,404,818	\$	107,404,818	\$	111,055,358	\$	116,346,551	\$	121,243,972	\$	126,345,624
Electric Retail Fuel Adj.		88,308,507		88,308,507		87,889,801		86,755,314		88,344,679		99,735,207
Electric Wholesale Sales		175,000		175,000		175,000		175,000		175,000		175,000
Water Sales		26,046,487		34,139,080		29,362,198		31,325,913		32,793,933		34,931,013
Wastewater Sales		37,133,299		36,264,648		40,630,961		41,768,714		44,024,643		46,378,226
Billing For Services		1,700,000		1,226,090		1,700,000		1,700,000		1,700,000		1,700,000
Interest Income		3,781,667		7,199,856		4,474,259		4,816,906		4,879,554		4,595,988
Miscellaneous Other		19,210,295		19,237,469		5,666,000		6,282,987		6,446,345		6,613,950
Total Operating Revenue		283,760,073		293,955,468		280,953,577		289,171,385		299,608,126		320,475,009
Operating Expenses												
Personnel Salaries		(30,039,277)		(30,039,852)		(33,537,486)		(33,537,486)		(33,537,486)		(33,537,486)
Employee Benefits		(3,901,693)		(3,901,693)		(3,955,179)		(4,034,283)		(4,114,968)		(4,197,268)
Retirement System		(5,373,399)		(5,372,301)		(5,639,826)		(5,696,224)		(5,753,187)		(5,810,718)
Retiree Health Insur		(511,495)		(511,495)		(427,079)		(431,350)		(435,663)		(440,020)
Accrued Sick/Annual		(485,326)		(485,326)		(1,342,756)		(500,000)		(500,000)		(500,000)
Purchased Services		(44,040,163)		(44,646,825)		(44,310,413)		(45,462,484)		(46,644,508)		(47,857,266)
Materials & Supplies		(7,983,941)		(7,813,314)		(9,170,166)		(9,408,590)		(9,653,214)		(9,904,197)
Uninsured Losses		(480,793)		(786,997)		(1,242,948)		(500,000)		(500,000)		(500,000)
COGS Prod		(96,253,216)		(96,253,216)		(94,466,129)		(93,865,889)		(95,743,297)		(107,628,591)
Miscellaneous		(2,975,027)		(2,975,027)		(3,288,015)		(3,373,503)		(3,461,214)		(3,551,206)
ILOT		(25,400,000)		(27,258,238)		(27,600,000)		(27,800,000)		(28,500,000)		(29,600,000)
Total Operating Expenses		(217,444,330)		(220,044,284)		(224,979,997)		(224,609,809)		(228,843,538)		(243,526,752)
Other Income/(Expense)												
Normal Cap. & Spec. Eq.		(31,426,169)		(31,419,479)		(14,374,700)		(15,093,435)		(15,848,107)		(16,640,512)
Principal fr Internal Loans		1,808,347		1,808,347		1,880,682		1,955,909		2,034,145		2,115,511
Interest fr Internal Loans		639,868		639,868		581,097		519,975		456,408		390,298
Principal on LT Debt		(18,540,000)		(18,540,000)		(18,980,000)		(19,525,000)		(20,085,000)		(19,490,000)
Interest on LT Debt		(8,653,776)		(8,653,775)		(8,206,494)		(7,646,444)		(7,066,644)		(6,466,044)
Total Other		(56,171,730)		(56,165,039)		(39,099,415)		(39,788,995)		(40,509,198)		(40,090,747)
Total Use of Operating Cash		(273,616,060)		(276,209,323)		(264,079,412)		(264,398,805)		(269,352,734)		(283,617,499)
Cash Available for Capital												
& New Debt Service	\$	10,144,013	\$	17,746,145	\$	16,874,165	\$	24,772,580	\$	30,255,392	\$	36,857,510



City of Lafayette
2024-25 Adopted Budget

Communications System Pro Forma

	Current Budget	Projection	Adopted	Projected		^{10/9/24}
	FY 23-24	FY 23-24	FY 24-25	FY 25-26	FY 26-27	FY 27-28
Operating Revenue						
Retail Sales	\$ 47,700,000	\$ 42,833,863	\$ 50,700,000	\$ 52,474,500	\$ 54,311,108	\$ 56,211,996
Wholesale Sales	3,000,000	2,549,614	3,000,000	3,200,000	3,200,000	3,200,000
Interest Income	413,933	998,296	1,000,000	200,000	204,000	208,080
Miscellaneous	100,000	181,487	60,000	141,000	141,000	141,000
Total Operating Revenue	51,213,933	46,563,260	54,760,000	56,015,500	57,856,108	59,761,076
Operating Expenses						
Personnel Salaries	(5,116,289)	(5,137,287)	(5,913,683)	(5,913,683)	(5,913,683)	(5,913,683)
Employee Benefits	(706,261)	(706,261)	(742,705)	(757,559)	(772,710)	(788,164)
Retirement System	(918,783)	(921,502)	(986,910)	(996,779)	(1,006,747)	(1,016,814)
Retiree Health Insur	(5,813)	(5,813)	-	-	-	-
Accrued Sick/Annual	-	-	-	-	-	-
Prof/Technical Services	(8,051,867)	(8,087,867)	(9,172,257)	(9,355,702)	(9,542,816)	(9,733,673)
Materials & Supplies	(186,837)	(186,837)	(233,037)	(200,000)	(200,000)	(200,000)
Uninsured Losses	-	(9,095)	(81,013)	(81,013)	(82,633)	(84,286)
Cost of Production	(11,900,597)	(11,900,597)	(11,998,097)	(12,238,059)	(12,482,820)	(12,732,477)
Imputed Tax Expense	(850,000)	(850,000)	(1,000,000)	(1,020,000)	(1,040,400)	(1,061,208)
Miscellaneous	(371,053)	(371,053)	(684,099)	(684,099)	(684,099)	(684,099)
ILOT - City General Fund	(3,200,000)	(3,200,000)	(1,850,000)	(2,200,000)	(2,200,000)	(2,200,000)
Total Operating Expenses	(31,307,500)	(31,376,312)	(32,661,801)	(33,446,894)	(33,925,909)	(34,414,404)
Income Before Debt Service	19,906,433	15,186,948	22,098,199	22,568,606	23,930,199	25,346,672
Other Income/(Expense)						
Normal/Special Equipment	(516,866)	(516,866)	(68,500)	(71,925)	(75,521)	(79,297)
Principal/Internal Debt	(1,808,348)	(1,808,348)	(1,880,682)	(1,955,909)	(2,034,145)	(2,115,511)
Principal on LT Debt	(7,105,000)	(7,105,000)	(7,715,000)	(8,120,000)	(8,485,000)	(8,870,000)
Interest on LT Debt	(3,093,965)	(3,093,965)	(2,762,565)	(2,406,865)	(2,042,565)	(1,661,028)
Interest/Internal Debt	(639,868)	(639,868)	(581,097)	(519,975)	(456,408)	(390,298)
Total Other	(13,164,047)	(13,164,047)	(13,007,844)	(13,074,673)	(13,093,639)	(13,116,133)
Cash Available For Capital	\$ 6,742,386	\$ 2,022,901	\$ 9,090,355	\$ 9,493,933	\$ 10,836,560	\$ 12,230,539



Estimated Beginning & Ending Fund Balances

10/30/2024

	FY 2023-24 (Estimated)					FY 2024-25 Adopted					Ending Fund Balance FY 2023-24
	Beginning Fund Balance FY 2023-24	Estimated Revenues FY 2023-24	Estimated Expenses FY 2023-24	Estimated Operating Subsidies	Change in Fund Balance	Beginning Fund Balance FY 2024-25	Estimated Revenues FY 2024-25	Estimated Expenses FY 2024-25	Estimated Operating Subsidies	Change in Fund Balance	
Governmental Funds:											
101 General Fund - City	58,243,497	123,674,243	126,499,636	-	(2,825,393)	55,418,104	122,086,158	127,207,121	-	(5,120,963)	50,297,141
105 General Fund - Parish	7,371,069	18,052,782	20,510,605	-	(2,457,823)	4,913,246	18,339,924	18,624,323	-	(284,399)	4,628,847
201 City Parks & Recreation	-	3,739,566	5,187,308	1,447,742	-	-	3,807,909	5,861,263	2,053,354	-	-
202 Lafayette Science Museum	-	36,300	582,931	546,631	-	-	36,300	474,133	437,833	-	-
203 Municipal Transit System	-	3,379,242	6,046,977	2,667,735	-	-	3,066,420	6,100,235	3,033,815	-	-
204 Heymann Perf Arts Ctr - Comm	-	2,009,261	2,009,261	-	-	-	1,496,337	2,014,102	517,765	-	-
205 Heymann Perf Arts Ctr - Reserve	-	2,765,368	2,765,368	-	-	-	2,363,729	2,363,729	-	-	-
206 Animal Shelter & Care Center	1,500,903	3,067,759	3,067,759	-	-	1,500,903	3,173,784	3,228,619	-	(54,835)	1,446,068
207 Traffic Safety	13,915	519	14,434	-	(13,915)	-	-	-	-	-	-
209 Combined Golf Courses	-	2,954,898	3,149,952	195,054	-	-	3,310,883	3,882,578	571,695	-	-
211 Golf Cart Fund	-	1,043,497	1,043,497	-	-	-	200,000	200,000	-	-	-
215 City Sales Tax Trust - 1961	-	1,066,790	1,066,790	-	-	-	1,066,790	1,066,790	-	-	-
222 City Sales Tax Trust - 1985	-	907,034	907,034	-	-	-	907,034	907,034	-	-	-
225 TIF Sales Tax Trust - MM101	678,428	17,567	129,919	-	(112,352)	566,076	17,567	-	-	17,567	583,643
226 TIF Sales Tax Trust - MM103	4,939,573	1,841,562	5,877,018	-	(4,035,456)	904,117	1,841,562	1,416,500	-	425,062	1,329,179
241 Parish Parks & Recreation	65,080	-	51,000	11,680	(39,320)	25,760	-	43,000	17,240	(25,760)	-
250 Opioid Settlement Fund	1,396,788	800,197	-	-	800,197	2,196,985	800,197	140,000	-	660,197	2,857,182
255 Criminal Non-Support	-	781,114	781,114	-	-	-	763,607	763,607	-	-	-
259 City Street, Road & Alley Fund	472,885	2,239,333	2,326,766	-	(87,433)	385,452	2,284,523	2,350,075	-	(65,552)	319,900
260 Road & Bridge Maintenance	12,022,783	14,108,816	21,577,133	-	(7,468,317)	4,554,466	14,064,583	17,637,184	-	(3,572,601)	981,865
261 Drainage Maintenance	5,893,047	9,530,034	14,516,097	-	(4,986,063)	906,984	9,471,273	9,785,475	-	(314,202)	592,782
262 Correctional Center	-	5,828,233	9,945,047	4,116,814	-	-	5,791,169	7,767,028	1,975,859	-	-
263 Library	32,047,497	14,608,603	29,907,309	-	(15,298,706)	16,748,791	12,896,614	13,012,420	-	(115,806)	16,632,985
264 Courthouse Complex	13,587,516	7,156,923	16,361,957	-	(9,205,034)	4,382,482	7,114,129	8,720,142	-	(1,606,013)	2,776,469
265 Juvenile Detention Facility	4,667,210	3,639,351	3,890,188	-	(250,837)	4,416,373	3,618,593	6,296,532	-	(2,677,939)	1,738,434

83



Estimated Beginning & Ending Fund Balances

10/30/2024

	FY 2023-24 (Estimated)					FY 2024-25 Adopted					Ending Fund Balance FY 2023-24
	Beginning Fund Balance FY 2023-24	Estimated Revenues FY 2023-24	Estimated Expenses FY 2023-24	Estimated Operating Subsidies	Change in Fund Balance	Beginning Fund Balance FY 2024-25	Estimated Revenues FY 2024-25	Estimated Expenses FY 2024-25	Estimated Operating Subsidies	Change in Fund Balance	
Governmental Funds (Continued):											
266 Public Health Unit Maintenance	1,909,168	1,564,289	1,693,859	-	(129,570)	1,779,598	855,712	1,746,717	-	(891,005)	888,593
267 War Memorial	-	-	328,330	328,330	-	-	-	1,144,761	1,144,761	-	-
268 Criminal Court	265,352	718,718	610,518	-	108,200	373,552	718,718	620,403	-	98,315	471,867
269 Combined Public Health	1,726,172	5,107,839	5,069,566	-	38,273	1,764,445	5,077,056	4,427,269	-	649,787	2,414,232
270 Coroner	-	546,015	1,442,084	896,069	-	-	1,052,946	1,952,112	899,166	-	-
271 Mosquito Abatement & Control	855,638	1,010,792	1,019,297	-	(8,505)	847,133	689,299	1,024,288	-	(334,989)	512,144
273 Storm Water Management	4,329,989	3,251,425	5,455,186	-	(2,203,761)	2,126,228	3,230,802	5,274,662	-	(2,043,860)	82,368
274 Cultural Economy	548,988	18,074	545,919	-	(527,845)	21,143	18,074	34,892	-	(16,818)	4,325
275 Parishwide Streets, Drainage, Bridge	3,439,832	47,774	1,965,752	-	(1,917,978)	1,521,854	47,774	-	-	47,774	1,569,628
276 Parishwide Parks & Rec Project	597,016	22,365	550,543	-	(528,178)	68,838	22,365	20,133	-	2,232	71,070
278 Police & Fire Resiliency	5,008,363	352,222	3,536,541	-	(3,184,319)	1,824,044	352,222	2,176,266	-	(1,824,044)	-
279 Parishwide Fire Protection	237,664	1,043,819	1,401,174	319,438	(37,917)	199,747	1,036,742	1,539,772	320,000	(183,030)	16,717
285 Criminal Justice Coordinating	-	-	-	-	-	-	150,000	150,000	-	-	-
296 Buchanan Parking Garage	-	107,448	183,541	76,093	-	-	102,447	201,335	98,888	-	-
297 Parking Program	-	538,203	1,148,003	609,800	-	-	544,168	1,216,864	672,696	-	-
299 Codes & Permits	-	3,653,340	5,226,560	1,573,220	-	-	3,656,519	5,466,910	1,810,391	-	-
352 Sales Tax Bond Sinking - 1961	6,847,941	13,813,605	13,657,441	-	156,164	7,004,105	13,355,488	14,139,801	-	(784,313)	6,219,792
353 Sales Tax Bond Reserve - 1961	7,249,028	934,592	295,551	-	639,041	7,888,070	346,777	295,551	-	51,226	7,939,296
354 Sales Tax Bond Sinking - 1985	2,942,500	10,149,145	10,009,145	-	140,000	3,082,500	10,958,529	11,073,530	-	(115,001)	2,967,499
355 Sales Tax Bond Reserve - 1985	7,073,790	961,362	209,483	-	751,879	7,825,669	209,483	590,314	-	(380,831)	7,444,838
356 Contingency Sinking - Parish	3,821,357	4,874,450	5,144,382	-	(269,932)	3,551,425	4,842,084	5,177,817	-	(335,733)	3,215,692
357 2011 City Cert of Indebt - Hfarm	388,079	546,291	531,812	-	14,479	402,558	553,132	538,653	-	14,479	417,037
358 Limited Tax Ref Bds Sk	540,599	2,789,739	2,789,739	-	-	540,599	2,791,321	2,791,321	-	-	540,599
461 1961 Sales Tax Cap Improv - City	50,440,951	30,251,292	74,922,201	-	(44,670,909)	5,770,042	27,120,942	32,875,028	-	(5,754,086)	15,956
485 1985 Sales Tax Cap Improv - City	43,141,519	25,476,236	63,512,831	-	(38,036,595)	5,104,924	22,890,791	27,995,715	-	(5,104,924)	-
Total Governmental Funds	284,264,137	331,028,027	479,464,558	12,788,606	(135,647,925)	148,616,213	319,142,476	362,336,004	13,553,463	(29,640,065)	118,976,148

	FY 2023-24 (Estimated)			FY 2024-25 Adopted		
	Operating Revenue FY 2023-24	Use of Operating Revenue FY 2023-24	Annual Cash Available for Capital & Debt	Operating Revenue FY 2024-25	Use of Operating Revenue FY 2024-25	Annual Cash Available for Capital & Debt
Enterprise Funds:						
502 Utilities System	296,403,683	278,657,538	17,746,145	283,415,356	266,541,191	16,874,165
532 Communications System	46,563,260	44,540,359	2,022,901	54,760,000	45,669,645	9,090,355
550 Environmental Services	19,623,315	22,372,547	(2,749,232)	20,023,186	19,490,924	532,262
551 CNG Services Station	238,170	254,884	(16,714)	238,158	250,480	(12,322)
Total Enterprise Funds	362,828,428	345,825,328	17,003,100	358,436,700	331,952,240	26,484,460

	FY 2023-24 (Estimated)			FY 2024-25 Adopted		
	Operating Revenue FY 2023-24	Use of Operating Revenue FY 2023-24	Annual Cash Available for Capital & Debt	Operating Revenue FY 2024-25	Use of Operating Revenue FY 2024-25	Annual Cash Available for Capital & Debt
Internal Service Funds:						
605 Unemployment Compensation	89,000	89,000	-	89,000	89,000	-
607 Group Hospitalization	28,068,447	25,077,806	2,990,641	31,588,070	31,588,070	-
614 Risk Mgmt - General Gov't	13,139,087	15,653,489	(2,514,402)	14,318,164	14,318,164	-
702 Central Vehicle Maintenance	9,474,825	8,439,385	1,035,440	9,460,655	8,396,802	1,063,853
Total Internal Service Funds	50,771,359	49,259,680	1,511,679	55,455,889	54,392,036	1,063,853



Allocation Schedule Summary

ACCT # ACCOUNT DESCRIPTION	Allocation %			FY 25 ADOPTED BUDGET ALLOCATED AMOUNTS				
	Adopted			CITY	PARISH	CITY	PARISH	TOTAL
	CITY	PARISH						
				101	105	CIP/ Spec	Spec Rev	
FINANCE & MANAGEMENT								
0100 Chief Financial Officer	1	0.82	0.18	575,656	129,378	-	-	705,034
0120 Accounting	1	0.82	0.18	1,945,968	437,353	-	-	2,383,321
0140 Budget Management	1	0.82	0.18	524,832	117,955	-	-	642,787
0150 Purchasing and Property Mgt	1	0.82	0.18	651,747	146,479	-	-	798,226
0170 Gen'l Accts: Dev & Planning Transfer	6	0.80	0.20	718,383	184,885	-	-	903,268
0170 Gen'l Accts: Dev & Planning Transfer - Planning	17	0.80	0.20	721,449	-	-	185,674	907,123
0170 Gen'l Accts: Unemp Comp Transfer	3	0.69	0.31	45,153	19,847	-	-	65,000
0170 Gen'l Accts: Contractual Services	6	0.80	0.20	23,462	6,038	-	-	29,500
0170 Gen'l Accts: Contractual Svcs-800 Mhz Mtc	6	0.80	0.20	35,789	9,211	-	-	45,000
0171 Gen'l Accts-Other: Duplicating Costs	6	0.80	0.20	26,115	6,721	-	-	32,836
0171 Gen'l Accts-Other: Annual Report	6	0.80	0.20	19,883	5,117	-	-	25,000
0171 Gen'l Accts-Other: Contractual Serv	6	0.80	0.20	10,664	2,745	-	-	13,409
0171 Gen'l Accts-Other: Governmental Relations	6	0.80	0.20	67,761	17,439	-	-	85,200
0171 Gen'l Accts-Other: Printing and Binding	6	0.80	0.20	632	163	-	-	795
0171 Gen'l Accts-Other: Conventions	6	0.80	0.20	3,122	803	-	-	3,925
2180 Risk Management	6	0.80	0.20	408,064	105,021	-	-	513,085
ELECTED OFFICIALS								
1100 Council Office	6	0.80	0.20	806,060	207,450	-	-	1,013,510
1200 Mayor-President's Office	6	0.80	0.20	1,170,652	301,282	-	-	1,471,934
1210 CAO Administration	6	0.80	0.20	292,074	75,169	-	-	367,243
1217 International Trade	6	0.80	0.20	607,580	156,369	-	-	763,949
1218 Mail Room	6	0.80	0.20	75,073	19,321	-	-	94,394
2161 CAO-Human Resources	7	0.76	0.24	688,351	221,361	-	-	909,712
2163 Communications/311	10	0.84	0.16	176,423	34,261	-	-	210,684
1400 Legal Department	6	0.80	0.20	1,276,457	328,513	-	-	1,604,970
INNOVATION AND TECHNOLOGY DEPARTMENT								
2110 Record's Management	10	0.84	0.16	109,079	21,183	-	-	130,262
2910 Innovation Services	30	0.84	0.16	4,956,168	962,475	-	-	5,918,643
2910 Innovation Services	30	0.84	0.16	-	396,154	2,122,306	-	2,518,460
2910 Innovation Services	30	0.84	0.16	-	473,503	2,536,687	-	3,010,190
2910 Innovation Services	30	0.84	0.16	-	68,700	368,044	-	436,744
FIRE DEPARTMENT								
4100 Administration	11	0.93	0.07	1,909,957	133,794	-	-	2,043,751
4131 Communications	11	0.93	0.07	1,410,415	98,801	-	-	1,509,216
4121 HAZMAT	12	0.84	0.16	116,659	22,434	-	-	139,093
PUBLIC WORKS DEPARTMENT								
5100 Director's Office	26	0.80	0.20	-	49,515	198,062	-	247,577
5131 Engineering, Design & Dev	13	0.45	0.55	-	-	705,398	862,154	1,567,552
5132 Right of Way	14	0.30	0.70	-	-	120,570	281,331	401,901
5133 Estimates & Administration	15	0.70	0.30	-	-	202,899	86,957	289,856
5134 Project Control	16	0.80	0.20	-	-	1,347,055	336,764	1,683,819
5141 Facility Maint-Admin	17	0.80	0.20	509,346	-	-	131,087	640,433
5142 Facility Maint-Buildings	6	0.80	0.20	493,548	127,021	-	-	620,569
5143 City Hall Maint.	6	0.80	0.20	643,184	165,531	-	-	808,715
5148 Chenier Center Maint.	6	0.80	0.20	369,372	95,063	-	-	464,435



Allocation Schedule Summary

ACCT # ACCOUNT DESCRIPTION	Allocation %								
	Adopted			FY 25 ADOPTED BUDGET ALLOCATED AMOUNTS					
	CITY	PARISH		CITY	PARISH	CITY	PARISH	TOTAL	
				101	105	CIP/ Spec	Spec Rev		
TRAFFIC, ROADS & BRIDGE DEPARTMENT									
1211 Small Business Support Svcs	6	0.80	0.20	56,338	14,499	-	-	70,837	
5910 Traffic Engineering Dev	18	0.80	0.20	-	-	411,250	105,841	517,091	
5910 Traffic Engineering Dev	18	0.80	0.20	-	-	85,900	22,107	108,007	
5911 Traffic Engineering Maint	19	0.66	0.34	799,056	-	-	407,988	1,207,044	
5930 Traffic Signal Maint.	24	0.99	0.01	1,177,698	-	-	11,324	1,189,022	
COMMUNITY DEVELOPMENT AND PLANNING DEPARTMENT									
8120 Counseling Services	6	0.80	0.20	86,603	22,288	-	-	108,891	
8166 Grant Administration	6	0.80	0.20	476,030	122,513	-	-	598,543	
5901 Planning	21	0.55	0.45	89,776	-	-	74,507	164,283	
9035 Alcohol & Noise Control	25	0.92	0.08	337,249	31,112	-	-	368,361	
OTHERS									
9100 Municipal Civil Service	22	0.65	0.35	379,439	200,489	-	-	579,928	
TOTAL ALLOCATED COST				25,307,664	5,575,710	7,900,111	2,505,732	41,289,217	

Allocation Method

- 1 Budgeted Expenditures
- 2 ~~Direct - City Fund 101~~
- 3 # of Employees ex Utilities
- 4 ~~Direct - Parish Fund 105~~
- 5 ~~Direct Charge~~
- 6 Non-Dedicated Property & Sales Tax Revenue
- 7 # of Employees
- 8 ~~Direct - Parish Spec Rev Fund~~
- 9 ~~Direct Assignment for Repeat Offender Program~~
- 10 Non-Dedicated Sales Taxes
- 11 Fire Ops Respread
- 12 Hazmat Responses
- 13 Est % of Staff Time (5131)
- 14 Est % of Staff Time (5132)
- 15 Est % of Staff Time (5133)
- 16 Est % of Staff Time (5134)
- 17 (SP) Non-Dedicated Property and Sales Tax Revenue
- 18 (SC-SP) Non-Dedicated Property and Sales Tax Revenue
- 19 Traffic Signs
- 21 Population (Parish Special)
- 22 # of Employees (Civil Svc)
- 24 Traffic Signals
- 25 Alcohol Permits
- 26 Est % of Staff Time (5100)
- 30 Sales Tax Revenue - Modified Tyler



BUDGETS BY FUND

101	General Fund - City	353	Sales Tax Bond Reserve Fund-1961
105	General Fund - Parish	354	Sales Tax Bond Sinking Fund-1985
201	City Parks & Recreation	355	Sales Tax Bond Reserve Fund-1985
202	Lafayette Science Museum	356	Contingency Sinking Fund-Parish
203	Municipal Transit System	357	2011 City Cert of Ind Sk-Hfarm Fund
204	Heymann Performing Arts Center	358	Limited Tax Refund Bds Sk Fund
205	Heymann Performing Arts Center - Reserve	401	Sales Tax Cap Improv-City Fund
206	Animal Care Shelter	461	1961 Sales Tax Cap Improv-City Fund
207	Traffic Safety	485	1985 Sales Tax Cap Improv-City Fund
209	Combined Golf Courses	502	Utilities System Fund
211	Golf Cart Fund	532	Communications System Fund
215	City Sales Tax Trust Fund-1961	550	Environmental Services Fund
222	City Sales Tax Trust Fund-1985	551	CNG Service Station Fund
225	TIF Sales Tax Trust Fund-MM101	605	Unemployment Compensation Fund
226	TIF Sales Tax Trust Fund-MM103	607	Group Hospitalization Fund
241	Parish Parks & Recreation Fund	614	Risk Mgmt Fd-General Gov't Fund
250	Opioid Settlement Fund	702	Central Vehicle Maintenance
255	Criminal Non-Support Fund		
259	City Street, Road & Alley Fund		
260	Road & Bridge Maintenance Fund		
261	Drainage Maintenance Fund		
262	Correctional Center Fund		
263	Library Fund		
264	Courthouse Complex Fund		
265	Juvenile Detention Facility Fund		
266	Public Health Unit Maint Fund		
267	War Memorial Building Fund		
268	Criminal Court Fund		
269	Combined Public Health Fund		
270	Coroner Fund		
271	Mosquito Abatement & Control Fund		
273	Storm Water Management Fund		
274	Cultural Economy Fund		
276	Parishwide Parks & Recreation Projects		
278	Police & Fire Resiliency Fund		
279	Parishwide Fire Protection Fund		
285	Criminal Justice Coordinating Committee		
296	Buchanan Garage Fund		
297	Parking Program Fund		
299	Codes & Permits Fund		
352	Sales Tax Bond Sinking Fund-1961		



FUND 101 – GENERAL FUND – CITY



**LAFAYETTE CONSOLIDATED GOVERNMENT
2024 - 2025 ADOPTED BUDGET
ANNUAL BUDGET BY FUND**

101 GENERAL FUND - CITY PRO FORMA

	Actual FY 22/23	Cur Budget FY 23/24	Actual At FY 23/24	Projected FY 23/24	Adopted FY 24/25
BEGINNING FUND BALANCE	56,169,936			58,243,497	55,418,104
ESTIMATED REVENUES:					
GENERAL PROPERTY TAXES	24,819,846	25,337,915	26,004,360	26,004,360	26,528,796
GENERAL SALES AND USE TAXES	36,558,646	35,740,075	15,010,408	36,389,790	36,389,790
OTHER TAXES	2,216,363	2,393,309	1,051,996	2,247,284	2,247,284
LICENSES AND PERMITS	2,829,629	2,906,458	1,611,883	2,933,069	2,938,294
INTERGOVERNMENTAL REVENUES	1,093,936	1,257,488	64,448	1,221,409	1,221,409
CHARGES FOR SERVICES	4,102,226	4,540,014	519,018	4,499,072	4,585,729
FINES AND FORFEITS	1,109,318	1,916,729	507,778	1,108,951	1,108,951
INTEREST EARNINGS	3,794,161	1,165,719	1,822,237	3,392,186	3,392,186
INTERNAL TRANSFERS	8,665,641	8,507,075	2,152,678	8,703,322	7,749,299
IN LIEU OF TAX	28,932,947	28,600,000	28,858,238	30,458,238	29,450,000
OTHER REVENUES	2,490,108	2,438,951	1,433,852	2,404,607	2,240,119
MISCELLANEOUS REVENUES	787,254	174,920	82,100	179,804	176,093
LUS/LPPA/COMM A&G	3,804,205	3,672,257	1,810,967	4,132,151	4,058,208
TOTAL REVENUES	121,204,280	118,650,910	80,929,963	123,674,243	122,086,158
ESTIMATED EXPENDITURES:					
EO-LEGISLATIVE/JUDICIAL/OTHER	6,526,107	7,108,022	3,499,066	7,227,376	7,824,737
EO-EXECUTIVE	2,739,131	3,373,681	1,397,271	3,415,040	3,817,916
LEGAL DEPARTMENT	2,236,184	2,387,136	737,215	2,383,741	2,238,511
OFFICE OF FINANCE & MANAGEMENT	25,669,908	28,362,355	12,280,198	28,073,496	22,685,161
DEPT OF INNOVATION & TECHNOLOGY	6,900,477	5,621,567	2,739,552	5,618,567	6,048,905
POLICE DEPARTMENT	40,357,538	41,044,110	20,871,573	41,343,488	44,353,314
FIRE DEPARTMENT	28,003,845	30,956,604	15,575,427	30,894,390	32,275,333
PUBLIC WORKS DEPARTMENT	2,248,410	2,450,597	1,024,161	2,438,791	2,534,152
TRAFFIC, ROADS & BRIDGES DEPT	2,317,577	2,555,731	1,092,887	2,617,658	3,028,994
PARKS ARTS RECREATION CULTURE	125,863	160,696	81,867	160,696	177,292
COMMUNITY DEVELOPMENT & PLANNING	1,382,005	1,618,069	719,546	1,682,982	1,551,174
OTH-MUNICIPAL CIVIL SERVICE	539,512	555,818	272,739	555,818	579,928
OTH-POLICE & FIRE CIVIL SERV	84,162	87,593	23,985	87,593	91,704
TOTAL EXPENDITURES	119,130,719	126,281,979	60,315,487	126,499,636	127,207,121
NET INCREASE (DECREASE)	2,073,561	(7,631,069)	20,614,476	(2,825,393)	(5,120,963)
ENDING FUND BALANCE	58,243,497			55,418,104	50,297,141

**LAFAYETTE CONSOLIDATED GOVERNMENT
2024 - 2025 ADOPTED BUDGET
ANNUAL BUDGET BY FUND
GENERAL FUND - CITY DETAILED PRO FORMA**

<u>ACCOUNT</u>	<u>ACTUAL</u> <u>FY 22-23</u>	<u>CUR BUDGET</u> <u>FY 23-24</u>	<u>ACTUAL AT</u> <u>4/30/2024</u>	<u>PROJECTED</u> <u>FY 23-24</u>	<u>ADOPTED</u> <u>FY 24-25</u>	<u>ADOPTED</u> <u>VS</u> <u>CURRENT</u>
BEGINNING FUND BALANCE	56,169,936			58,243,497	55,418,104	
ESTIMATED REVENUES:						
GENERAL PROPERTY TAXES	24,819,846	25,337,915	26,004,360	26,004,360	26,528,796	4.70 %
1010999 40000-0 GEN ALIMONY MILLAGE-CITY	9,400,686	9,590,519	9,842,721	9,842,721	10,041,273	4.70 %
1010999 40004-0 PUBLIC BLDG MAINT MILLAGE	1,873,306	1,911,338	1,961,603	1,961,603	2,001,171	4.70 %
1010999 40006-0 PUB SAFETY-POL/FIRE MILLAGE	5,266,124	5,378,810	5,520,260	5,520,260	5,631,614	4.70 %
1010999 40008-0 PUB SAFETY-POL SAL MILLAGE	4,968,106	5,074,349	5,207,844	5,207,844	5,312,843	4.70 %
1010999 40010-0 PUB SAFETY-FIRE SAL MILLAGE	3,311,624	3,382,899	3,471,932	3,471,932	3,541,895	4.70 %
GENERAL SALES AND USE TAXES	36,558,646	35,740,075	15,010,408	36,389,790	36,389,790	1.82 %
1010999 40205-1961 SALES TAX REVENUES-CITY-1961	20,163,733	19,515,873	8,272,347	20,020,000	20,020,000	2.58 %
1010999 40205-1985 SALES TAX REVENUES-CITY-1985	16,394,913	16,224,202	6,738,061	16,369,790	16,369,790	0.90 %
OTHER TAXES	2,216,363	2,393,309	1,051,996	2,247,284	2,247,284	-6.10 %
1010999 40300-0 GAS FRANCHISE TAX	1,189,829	1,345,675	762,786	1,189,829	1,189,829	-11.58 %
1010999 40305-0 T V CABLE FRANCHISE TAX	852,628	875,000	211,658	850,000	850,000	-2.86 %
1010999 40310-0 TELECOMM FRANCHISE TAX	41,843	7,310	3,896	42,131	42,131	476.35 %
1010999 40400-0 PENALTIES	132,063	165,324	73,656	165,324	165,324	0.00 %
LICENSES AND PERMITS	2,829,629	2,906,458	1,611,883	2,933,069	2,938,294	1.10 %
1010999 41000-0 OCCUPATIONAL LICENSE-OTHER	41,795	33,695	23,051	33,695	38,920	15.51 %
1010999 41005-0 OCCUPATIONAL LICENSE-INS COS	2,175,139	2,264,887	1,231,757	2,264,887	2,264,887	0.00 %
1010999 41010-0 LIQUOR AND BEER PERMITS	313,618	306,367	121,771	316,051	316,051	3.16 %
1010999 41015-0 BEVERAGE DISPENSING PERMITS	134,595	127,320	73,935	144,475	144,475	13.47 %
1010999 41025-0 CHAIN STORE PERMITS	153,397	162,366	155,284	162,366	162,366	0.00 %
1010999 41030-0 VEH FOR HIRE REGISTRATION FEE	1,240	920	360	920	920	0.00 %
1010999 41035-0 VEH FOR HIRE OPER'S PERMIT FEE	180	130	60	130	130	0.00 %
1010999 41040-0 PLACE & ASSEMBLY PERMITS	4,810	4,875	2,880	5,615	5,615	15.18 %
1010999 41500-0 BICYCLE REGISTRATION FEES	5	98	5	5	5	-94.90 %
1010999 41505-0 VEH FOR HIRE DRIVER'S LICENSE	780	780	340	620	620	-20.51 %
1010999 41515-0 SOUND VARIANCE FEES	4,070	5,020	2,440	4,305	4,305	-14.24 %
INTERGOVERNMENTAL REVENUES	1,093,936	1,257,488	64,448	1,221,409	1,221,409	-2.87 %
1010999 42200-0 LAFAYETTE HOUSING AUTHORITY	67,487	95,807	0	67,487	67,487	-29.56 %
1010999 42505-0 BEER TAX REVENUES	147,894	138,844	64,448	131,085	131,085	-5.59 %
1010999 42510-0 FIRE INSURANCE REBATE	878,555	1,022,837	0	1,022,837	1,022,837	0.00 %
CHARGES FOR SERVICES	4,102,226	4,540,014	519,018	4,499,072	4,585,729	1.01 %
1010999 43006-0 EXPUNGEMENT FEES	450	500	100	500	500	0.00 %
1010999 43007-0 SMD-APPLICATION FEE	0	500	0	500	500	0.00 %
1010999 43034-0 MONITORING FEES-CITY COURT	23,450	10,750	9,400	24,200	24,200	125.12 %
1010999 43150-203 ADMIN FEES-TRANSIT FUND	413,256	415,000	0	402,758	415,000	0.00 %
1010999 43150-206 ADMIN FEES-ANIMAL CNTRL FD	350,698	414,302	245,000	414,302	422,711	2.03 %
1010999 43150-259 ADMIN FEES-CITY STREET, ROAD & ALLEY FUND	42,163	153,884	0	55,937	59,180	-61.54 %
1010999 43150-260 ADMIN FEES-ROAD & BRIDGE MAINT	221,893	212,224	0	212,224	219,810	3.57 %
1010999 43150-261 ADMIN FEES-DRAINAGE MAINT FUND	345,384	329,751	0	329,751	338,169	2.55 %
1010999 43150-263 ADMIN FEES-LIBRARY FUND	383,283	365,935	0	451,702	451,653	23.42 %
1010999 43150-264 ADMIN FEES-COURTHOUSE COMPLEX	57,568	50,731	0	47,055	50,725	-0.01 %
1010999 43150-265 ADMIN FEES-JUVENILE DETENTION	253,926	245,199	0	298,053	300,125	22.40 %
1010999 43150-266 ADMIN FEES-PUBLIC HEALTH UNIT	58,643	59,186	0	69,653	71,861	21.42 %
1010999 43150-270 ADMIN FEES-CORONER FUND	36,734	35,071	0	35,071	42,271	20.53 %
1010999 43150-271 ADMIN FEES-MOSQUITO ABATEMENT	8,641	8,455	0	9,367	12,681	49.98 %

**LAFAYETTE CONSOLIDATED GOVERNMENT
2024 - 2025 ADOPTED BUDGET
ANNUAL BUDGET BY FUND
GENERAL FUND - CITY DETAILED PRO FORMA**

<u>ACCOUNT</u>		<u>ACTUAL</u> <u>FY 22-23</u>	<u>CUR BUDGET</u> <u>FY 23-24</u>	<u>ACTUAL AT</u> <u>4/30/2024</u>	<u>PROJECTED</u> <u>FY 23-24</u>	<u>ADOPTED</u> <u>FY 24-25</u>	<u>ADOPTED</u> <u>VS</u> <u>CURRENT</u>
	ADMIN FEES-PARISHWIDE FIRE PROT						
1010999	43150-279 FD	13,085	12,683	0	8,683	12,681	-0.02 %
1010999	43150-296 ADMIN FEES-BUCHANAN GARAGE FD	11,297	67,641	0	13,188	16,908	-75.00 %
1010999	43150-297 ADMIN FEES-PARKING PROGRAM FD	158,572	152,193	0	152,193	152,176	-0.01 %
1010999	43150-299 ADMIN FEES-CODES & PERMITS FD	123,984	118,372	0	118,372	118,359	-0.01 %
1010999	43150-400 ADMIN FEES-BOND FUNDS	206,241	206,000	0	76,477	0	-100.00 %
1010999	43150-401 ADMIN FEES-CIP FUND	158,263	156,420	0	189,733	0	-100.00 %
1010999	43150-461 ADMIN FEES-1961 SALES TAX CAP	0	0	0	0	104,807	0.00 %
1010999	43150-485 ADMIN FEES-1985 SALES TAX CAP	0	0	0	0	89,640	0.00 %
1010999	43150-550 ADMIN FEES-ENVIRON SRVS FD	398,909	384,709	0	458,025	464,982	20.87 %
1010999	43150-607 ADMIN FEES-GROUP INSURANCE FD	367,524	380,482	0	380,482	422,711	11.10 %
1010999	43200-0 FIRE SERVICE CHARGES	10,000	123,032	8,750	123,032	132,692	7.85 %
1010999	43203-0 CITY MARSHAL CHARGES	45,000	46,451	23,226	46,451	47,381	2.00 %
1010999	43204-0 CITY COURT JUDGES CHARGES	77,689	75,402	37,701	75,402	79,096	4.90 %
1010999	43205-0 FALSE ALARM FEES	36,522	42,950	31,412	51,686	51,686	20.34 %
1010999	43206-0 CITY MARSHAL REIMBURSEMENT-SRO	68,312	113,706	23,991	146,436	134,278	18.09 %
1010999	43209-0 BREATHALYZER FEES	15,425	19,000	7,500	18,500	18,500	-2.63 %
1010999	43210-0 SWAT TRAINING FEES	5,550	5,550	1,800	1,800	1,800	-67.57 %
1010999	43272-0 FIRE WATCH OVERTIME REIMB	0	55,000	24,585	20,735	61,842	12.44 %
1010999	43400-0 TRAFFIC SIGNAL MAINT-LADOTD	203,312	259,904	102,005	259,904	259,904	0.00 %
1010999	43401-0 TRAFFIC SIGNAL MAINT-SCOTT	5,840	6,288	2,696	6,288	6,288	0.00 %
1010999	43405-0 SIGNAGE-SUBDIVISION DEV	612	12,743	852	612	612	-95.20 %
	FINES AND FORFEITS	1,109,318	1,916,729	507,778	1,108,951	1,108,951	-42.14 %
1010999	44000-0 CITY COURT FINES	900,393	822,930	409,506	891,869	891,869	8.38 %
1010999	44001-0 CITY COURT CIVIL FEES	159,745	1,072,001	72,592	162,894	162,894	-84.80 %
1010999	44010-0 BOND & FEE FORFEITURE-CITY CRT	21,615	3,678	2,750	18,313	18,313	397.91 %
1010999	44300-0 ALCOHOL BEVERAGE FINES	27,565	18,120	22,930	35,875	35,875	97.99 %
	INTEREST EARNINGS	3,794,161	1,165,719	1,822,237	3,392,186	3,392,186	191.00 %
1010999	47000-0 INTEREST ON INVESTMENTS	2,813,172	1,018,738	1,822,237	3,373,021	3,373,021	231.10 %
1010999	47045-0 INTEREST REVENUE ON LEASES	19,130	146,981	0	19,165	19,165	-86.96 %
1010999	47050-0 FMV-ADJ TO INVESTMENT	961,859	0	0	0	0	0.00 %
	INTERNAL TRANSFERS	8,665,641	8,507,075	2,152,678	8,703,322	7,749,299	-8.91 %
1010999	48500-105 CONTR FROM PARISH GENERAL FUND	3,321,139	3,739,216	1,652,385	3,739,216	4,178,264	11.74 %
1010999	48500-204 CONTR FROM HPACC FUND	0	0	0	195,728	67,096	0.00 %
1010999	48500-207 CONTR FROM TRAFFIC SAFETY FUND	0	0	0	519	0	0.00 %
1010999	48500-260 CONTR FROM ROAD & BRIDGE MAINT CONTR FROM COURTHOUSE	470,902	637,737	246,799	637,737	785,334	23.14 %
1010999	48500-264 COMPLEX	100,622	116,266	48,659	116,266	131,088	12.75 %
1010999	48500-278 CONTR FROM POLICE & FIRE RE FD	4,399,597	3,536,541	0	3,536,541	2,176,266	-38.46 %
1010999	48500-401 CONTR FROM CIP FUND	359,236	477,315	204,835	477,315	0	-100.00 %
1010999	48500-461 CONTR FROM 1961 SALES TAX CAP	0	0	0	0	411,251	0.00 %
1010999	48500-648 CONTR FROM HURRICANE LAURA	19,562	0	0	0	0	0.00 %
1010999	48500-652 CONTR FROM HURRICANE IDA	-5,417	0	0	0	0	0.00 %
	IN LIEU OF TAX	28,932,947	28,600,000	28,858,238	30,458,238	29,450,000	2.97 %
1010999	48510-0 UTILITY SYS IN LIEU OF TAX	25,432,565	25,400,000	27,258,238	27,258,238	27,600,000	8.66 %
1010999	48511-0 COMM SYS IN LIEU OF TAX	3,500,382	3,200,000	1,600,000	3,200,000	1,850,000	-42.19 %
	OTHER REVENUES	2,490,108	2,438,951	1,433,852	2,404,607	2,240,119	-8.15 %
1010999	48525-0 IMPUTED TAX REVENUES	1,130,322	850,000	425,000	850,000	1,000,000	17.65 %
1010999	49008-0 LE CENTRE LEASE REVENUES	4,305	10,305	5,153	10,305	10,305	0.00 %
1010999	49013-0 CLIFTON CHENIER-HEALTH UNIT	337,500	337,500	168,750	337,500	337,500	0.00 %
1010999	49020-0 CENTRAL PARKS RENTALS	20,446	18,800	11,775	18,800	22,896	21.79 %
1010999	49021-0 HORSE FARM LEASE	0	1,200	1,200	1,200	1,200	0.00 %

**LAFAYETTE CONSOLIDATED GOVERNMENT
2024 - 2025 ADOPTED BUDGET
ANNUAL BUDGET BY FUND
GENERAL FUND - CITY DETAILED PRO FORMA**

ACCOUNT			ACTUAL	CUR BUDGET	ACTUAL AT	PROJECTED	ADOPTED	ADOPTED
			FY 22-23	FY 23-24	4/30/2024	FY 23-24	FY 24-25	VS CURRENT
1010999	49038-0	AOC LEASE REVENUES	0	132,219	66,110	132,219	132,219	0.00 %
1010999	49039-0	A-MPO LEASE REVENUES	79,860	79,860	39,930	80,392	81,457	2.00 %
1010999	49040-0	LEASE REVENUE	121,345	0	0	120,639	120,639	0.00 %
1010999	49307-0	CITY COURT DWI PROGRAM ADMIN	25,000	25,000	25,000	25,000	25,000	0.00 %
1010999	49309-0	CITY COURT OF LAFAYETTE	0	0	0	0	138,350	0.00 %
1010999	49310-0	POLICE ATTENDANCE FEES	2,350	3,720	1,508	3,858	3,858	3.71 %
1010999	49312-0	CITY MARSHAL-OVERTIME	3,748	20,600	1,480	20,600	21,012	2.00 %
1010999	49316-0	LAF PARISH SCH BD RESOURCE	673,912	820,673	617,145	674,131	345,683	-57.88 %
1010999	49350-0	FEMA REIMBURSEMENT	-36,904	0	0	0	0	0.00 %
1010999	49603-0	DONATIONS-KIDS HEART COPS	600	0	0	0	0	0.00 %
1010999	49611-0	LAF CHRISTIAN ACADEMY-SRO	57,233	57,233	28,617	57,233	0	-100.00 %
1010999	49619-0	TEURLINGS CATH HIGH SCHOOL-SRO	70,307	81,841	42,184	72,730	0	-100.00 %
1010999	49642-0	OTHER-FAM FRIENDLY MARDI GRAS	84	0	0	0	0	0.00 %
MISCELLANEOUS REVENUES			787,254	174,920	82,100	179,804	176,093	0.67 %
1010999	49800-0	MISCELLANEOUS REVENUES	131,507	26,684	53,430	42,737	42,737	60.16 %
1010999	49801-0	MISC REV-PY ADJUSTMENT	3,570	0	1,069	1,069	0	0.00 %
1010999	49810-0	CASH SHORT/OVER	-33	0	888	875	0	0.00 %
1010999	49830-0	SALE OF TRAFFIC ACCID REPORTS	59,964	68,381	24,732	55,029	55,029	-19.53 %
1010999	49835-0	NSF CHARGES	279	536	450	378	378	-29.48 %
1010999	49879-0	SUBROGATION	236	0	114	350	0	0.00 %
1010999	49900-0	AUCTION PROCEEDS	3,554	0	0	0	0	0.00 %
1010999	49902-0	AUCTION PROCEEDS-ON-LINE	2,421	1,370	1,417	1,417	0	-100.00 %
1010999	49948-0	OTHER FINANCING SOURCE-LEASE	585,756	77,949	0	77,949	77,949	0.00 %
LUS/LPPA/COMM A&G			3,804,205	3,672,257	1,810,967	4,132,151	4,058,208	10.51 %
1010999	49302-0	UTILITY SYS CONTR ON EXPENSES	3,226,768	3,091,579	1,546,998	3,459,811	3,480,713	12.59 %
1010999	49304-0	LPPA CONTR ON EXPENSES	48,676	90,678	0	95,197	90,678	0.00 %
1010999	49306-0	CMCN SYSTEMS CONTR ON EXPENSES	528,761	490,000	263,969	577,143	486,817	-0.65 %
GRAND TOTAL REVENUES			121,204,280	118,650,910	80,929,963	123,674,243	122,086,158	2.90 %
ESTIMATED EXPENSES:								
EO-LEGISLATIVE/JUDICIAL/OTHER			6,526,107	7,108,022	3,499,066	7,227,376	7,824,737	10.08 %
EO-COUNCIL OFFICE			1,291,624	1,304,462	640,646	1,419,044	1,475,488	13.11 %
1100 EO-COUNCIL OFFICE ADMIN			900,885	910,707	434,793	988,589	1,013,510	11.29 %
1011100	50000-0	PERSONNEL SALARIES	472,003	474,921	215,253	474,921	484,418	2.00 %
1011100	50400-0	GROUP HEALTH INSURANCE	46,555	43,862	43,862	43,862	38,332	-12.61 %
1011100	50415-0	GROUP LIFE INSURANCE	1,764	2,239	1,188	2,239	2,261	0.98 %
1011100	50430-0	WORKERS COMP INSURANCE	2,442	2,566	2,566	2,566	2,617	1.99 %
1011100	50500-0	RETIREMENT/MEDICARE TAX	125,886	121,665	55,127	121,665	118,986	-2.20 %
TOTAL PERSONNEL COSTS			648,650	645,253	317,996	645,253	646,614	0.21 %
1011100	50600-0	TRAINING OF PERSONNEL	275	900	50	900	900	0.00 %
1011100	50800-0	UNIFORMS	0	500	0	500	500	0.00 %
1011100	50925-0	VEHICLE SUBSIDY LEASES	6,023	6,000	2,723	6,000	6,000	0.00 %
1011100	53010-0	AUDITING FEES-ADVISORY FEES	0	2,500	0	2,500	0	-100.00 %
1011100	53011-0	AUDITING FEES-CONTINGENCY	0	0	0	0	46,158	100.00 %
1011100	53030-0	AUDITING FEES-GENERAL FUND	156,169	157,902	85,885	232,902	227,480	44.06 %
1011100	60000-0	BUILDING MAINTENANCE	0	225	0	225	225	0.00 %
1011100	63000-0	EQUIPMENT MAINTENANCE	0	450	0	450	450	0.00 %
1011100	70000-0	DUES & LICENSES	565	630	535	630	630	0.00 %
1011100	70200-0	POSTAGE/SHIPPING CHARGES	273	1,372	179	1,372	1,372	0.00 %

**LAFAYETTE CONSOLIDATED GOVERNMENT
2024 - 2025 ADOPTED BUDGET
ANNUAL BUDGET BY FUND
GENERAL FUND - CITY DETAILED PRO FORMA**

<u>ACCOUNT</u>			<u>ACTUAL</u>	<u>CUR BUDGET</u>	<u>ACTUAL AT</u>	<u>PROJECTED</u>	<u>ADOPTED</u>	<u>ADOPTED</u>
			<u>FY 22-23</u>	<u>FY 23-24</u>	<u>4/30/2024</u>	<u>FY 23-24</u>	<u>FY 24-25</u>	<u>VS</u>
								<u>CURRENT</u>
1011100	70300-0	PRINTING & BINDING	4,829	5,410	39	5,410	5,410	0.00 %
1011100	70400-0	PUBLICATION & RECORDATION	802	3,277	955	3,277	3,277	0.00 %
1011100	70500-0	TELECOMMUNICATIONS	15,873	17,865	8,079	17,865	17,865	0.00 %
1011100	70700-0	TOURISM	470	675	113	675	675	0.00 %
1011100	70718-0	TOURISM-CLERK'S CONFERENCE	0	4,000	939	4,000	0	-100.00 %
1011100	70745-0	TOURISM-INAUGURATION EXP	0	3,200	3,058	3,200	0	-100.00 %
1011100	70800-0	TRAVEL & MEETINGS	7,031	10,100	5,238	10,100	12,100	19.80 %
1011100	70816-0	TRAVEL & MEET-REGISTRATION	1,492	2,000	1,490	2,000	3,000	50.00 %
1011100	70902-0	DUPLICATING EQUIPMENT EXPENSES	1,794	3,500	970	3,500	3,500	0.00 %
1011100	70907-0	CONTRACTUAL SERVICES	27,051	27,900	3,045	27,900	27,900	0.00 %
1011100	72100-0	EQUIPMENT RENTAL	0	400	0	400	400	0.00 %
1011100	72600-0	TRANSPORTATION	371	1,127	56	1,127	1,104	-2.04 %
1011100	72700-0	SUPPLIES & MATERIALS	8,250	7,950	3,443	7,950	7,950	0.00 %
1011100	72721-0	SUP & MAT-KIDS HEART COPS	574	0	0	0	0	0.00 %
1011100	78000-0	UNINSURED LOSSES	20,393	7,571	0	10,453	0	-100.00 %
TOTAL NON-PERSONNEL COSTS			252,235	265,454	116,797	343,336	366,896	38.21 %
1101 EO-COUNCIL OFFICE-CITY			390,739	393,755	205,853	430,455	461,978	17.33 %
1011101	50000-0	PERSONNEL SALARIES	155,412	157,915	71,569	157,915	157,915	0.00 %
1011101	50400-0	GROUP HEALTH INSURANCE	0	0	0	0	11,006	100.00 %
1011101	50415-0	GROUP LIFE INSURANCE	656	945	381	945	945	0.00 %
1011101	50430-0	WORKERS COMP INSURANCE	835	855	855	855	855	0.00 %
1011101	50500-0	RETIREMENT/MEDICARE TAX	2,170	2,290	1,009	2,290	2,290	0.00 %
TOTAL PERSONNEL COSTS			159,073	162,005	73,814	162,005	173,011	6.79 %
1011101	50800-0	UNIFORMS	0	250	0	250	250	0.00 %
1011101	53020-0	AUDITING FEES-COMM SYSTEM	27,890	38,700	35,139	74,700	76,547	97.80 %
1011101	53030-0	AUDITING FEES-GENERAL FUND	11,100	11,600	0	11,600	12,716	9.62 %
1011101	53040-0	PAYING AGENT FEES	86,915	85,000	69,370	85,000	99,024	16.50 %
1011101	70000-0	DUES & LICENSES	9,697	10,000	9,988	10,000	10,000	0.00 %
1011101	70200-1	POSTAGE/SHIP-DISTRICT 1	43	300	0	300	300	0.00 %
1011101	70200-2	POSTAGE/SHIP-DISTRICT 2	6	300	0	300	300	0.00 %
1011101	70200-3	POSTAGE/SHIP-DISTRICT 3	0	300	0	300	300	0.00 %
1011101	70200-4	POSTAGE/SHIP-DISTRICT 4	0	300	0	300	300	0.00 %
1011101	70200-5	POSTAGE/SHIP-DISTRICT 5	0	300	0	300	300	0.00 %
1011101	70300-0	PRINTING & BINDING	7,279	8,425	4,779	8,425	12,000	42.43 %
1011101	70300-1	PRINT & BIND-DISTRICT 1	34	450	0	450	450	0.00 %
1011101	70300-2	PRINT & BIND-DISTRICT 2	0	450	0	450	450	0.00 %
1011101	70300-3	PRINT & BIND-DISTRICT 3	0	450	0	450	450	0.00 %
1011101	70300-4	PRINT & BIND-DISTRICT 4	0	450	0	450	450	0.00 %
1011101	70300-5	PRINT & BIND-DISTRICT 5	0	450	0	450	450	0.00 %
1011101	70400-0	PUBLICATION & RECORDATION	27,857	38,825	10,942	38,825	38,825	0.00 %
1011101	70500-0	TELECOMMUNICATIONS	423	4,700	855	5,400	5,400	14.89 %
1011101	70700-1	TOURISM-DISTRICT 1	66	900	36	900	900	0.00 %
1011101	70700-2	TOURISM-DISTRICT 2	0	900	0	900	900	0.00 %
1011101	70700-3	TOURISM-DISTRICT 3	0	900	0	900	900	0.00 %
1011101	70700-4	TOURISM-DISTRICT 4	88	900	0	900	900	0.00 %
1011101	70700-5	TOURISM-DISTRICT 5	0	900	36	900	900	0.00 %
1011101	70800-1	TRAVEL & MEET-DISTRICT 1	4,824	3,600	271	3,600	3,600	0.00 %
1011101	70800-2	TRAVEL & MEET-DISTRICT 2	0	3,600	0	3,600	3,600	0.00 %
1011101	70800-3	TRAVEL & MEET-DISTRICT 3	0	3,600	0	3,600	3,600	0.00 %
1011101	70800-4	TRAVEL & MEET-DISTRICT 4	0	3,600	0	3,600	3,600	0.00 %
1011101	70800-5	TRAVEL & MEET-DISTRICT 5	84	3,600	270	3,600	3,600	0.00 %
1011101	70816-1	TRAVEL & MEET-REGISTRATION-D1	1,085	1,000	135	1,000	1,000	0.00 %

**LAFAYETTE CONSOLIDATED GOVERNMENT
2024 - 2025 ADOPTED BUDGET
ANNUAL BUDGET BY FUND
GENERAL FUND - CITY DETAILED PRO FORMA**

ACCOUNT			ACTUAL	CUR BUDGET	ACTUAL AT	PROJECTED	ADOPTED	ADOPTED
			FY 22-23	FY 23-24	4/30/2024	FY 23-24	FY 24-25	VS CURRENT
1011101	70816-2	TRAVEL & MEET-REGISTRATION-D2	0	1,000	0	1,000	1,000	0.00 %
1011101	70816-3	TRAVEL & MEET-REGISTRATION-D3	0	1,000	0	1,000	1,000	0.00 %
1011101	70816-4	TRAVEL & MEET-REGISTRATION-D4	0	1,000	0	1,000	1,000	0.00 %
1011101	70816-5	TRAVEL & MEET-REGISTRATION-D5	75	1,000	135	1,000	1,000	0.00 %
1011101	71027-0	SPECIAL INV-CITY	53,455	0	0	0	0	0.00 %
1011101	72600-0	TRANSPORTATION	0	2,250	0	2,250	2,205	-2.00 %
1011101	72700-0	SUPPLIES & MATERIALS	745	750	83	750	750	0.00 %
TOTAL NON-PERSONNEL COSTS			231,666	231,750	132,039	268,450	288,967	24.69 %
EO-CITY COURT			3,010,248	3,226,285	1,571,451	3,228,898	3,504,587	8.63 %
1130 EO-CITY COURT			2,960,610	3,173,985	1,547,887	3,176,598	3,452,287	8.77 %
1011130	50000-0	PERSONNEL SALARIES	1,534,527	1,645,805	725,684	1,645,805	1,904,331	15.71 %
1011130	50100-0	TEMPORARY EMPLOYEES	3,774	20,000	0	20,000	20,000	0.00 %
1011130	50200-0	OVERTIME	1,825	5,304	1,965	5,304	5,410	2.00 %
1011130	50400-0	GROUP HEALTH INSURANCE	314,851	285,508	285,508	285,508	285,508	0.00 %
1011130	50415-0	GROUP LIFE INSURANCE	5,940	9,399	3,960	9,399	9,743	3.66 %
1011130	50430-0	WORKERS COMP INSURANCE	8,687	9,187	9,187	9,187	10,285	11.95 %
1011130	50500-0	RETIREMENT/MEDICARE TAX	354,030	360,182	183,765	360,182	452,005	25.49 %
1011130	50900-0	ACCRUED SICK/ANNUAL LEAVE	42	35,149	37,906	35,149	11,035	-68.61 %
TOTAL PERSONNEL COSTS			2,223,676	2,370,534	1,247,975	2,370,534	2,698,317	13.83 %
1011130	50800-0	UNIFORMS	1,507	40,000	81	40,000	40,000	0.00 %
1011130	50925-0	VEHICLE SUBSIDY LEASES	6,000	6,000	2,500	6,000	6,000	0.00 %
1011130	52000-0	LEGAL FEES	240	10,000	0	10,000	10,000	0.00 %
1011130	53000-0	AUDITING FEES	55,833	46,000	0	46,000	46,000	0.00 %
1011130	54010-0	ACADIANA CRIME LAB	250,000	250,000	104,167	250,000	250,000	0.00 %
1011130	54070-0	SECURITY	5,287	12,200	8,758	12,200	12,200	0.00 %
1011130	60000-0	BUILDING MAINTENANCE	13,213	40,900	17,817	40,900	40,900	0.00 %
1011130	63000-0	EQUIPMENT MAINTENANCE	23,171	11,150	5,249	11,150	11,150	0.00 %
1011130	65000-0	GROUPS MAINTENANCE	13,292	10,120	3,246	10,120	10,120	0.00 %
1011130	66000-0	JANITORIAL SUPPLIES & SERVICES	21,784	27,600	8,760	27,600	27,600	0.00 %
1011130	67000-0	UTILITIES	63,973	57,200	21,010	57,200	57,200	0.00 %
1011130	70000-0	DUES & LICENSES	69,764	6,050	250	6,050	6,050	0.00 %
1011130	70123-614	OTHER INSURANCE PREMIUMS-RM	34,973	52,312	38,633	52,312	41,052	-21.52 %
1011130	70200-0	POSTAGE/SHIPPING CHARGES	19,475	16,660	12,708	16,660	16,660	0.00 %
1011130	70300-0	PRINTING & BINDING	3,473	15,000	2,212	15,000	15,000	0.00 %
1011130	70500-0	TELECOMMUNICATIONS	3,730	4,500	2,497	4,500	4,500	0.00 %
1011130	70550-0	TELECOMM-VIDEO ARRAIGNMENTS	3,444	3,100	1,435	3,100	3,100	0.00 %
1011130	70800-0	TRAVEL & MEETINGS	11,807	9,000	5	9,000	9,000	0.00 %
1011130	70900-0	BANK SERVICE CHARGES	0	500	0	500	500	0.00 %
1011130	70902-0	DUPLICATING EQUIPMENT EXPENSES	20,295	19,000	11,144	19,000	19,000	0.00 %
1011130	70907-0	CONTRACTUAL SERVICES	23,453	23,040	4,980	23,040	23,040	0.00 %
1011130	71011-0	CONTR SERV-JUDGES	19,525	20,000	8,542	20,000	20,000	0.00 %
1011130	71022-0	CONTR SERV-SAAS COSTS	4,336	55,700	22,373	55,700	0	-100.00 %
1011130	71023-0	INTERPRETER SERVICES	13,093	22,000	4,434	22,000	22,000	0.00 %
1011130	72600-0	TRANSPORTATION	725	2,499	359	2,499	2,449	-2.00 %
1011130	72700-0	SUPPLIES & MATERIALS	51,157	39,300	17,357	39,300	39,300	0.00 %
1011130	78000-0	UNINSURED LOSSES	1,084	120	0	2,733	17,649	4,607.50 %
1011130	80713-0	WITNESS FEES	2,300	3,500	1,395	3,500	3,500	0.00 %
TOTAL NON-PERSONNEL COSTS			736,934	803,451	299,912	806,064	753,970	-6.16 %
1132 EO-CITY COURT - A			24,398	26,150	12,940	26,150	26,150	0.00 %
1011132	50925-0	VEHICLE SUBSIDY LEASES	5,000	6,000	2,500	6,000	6,000	0.00 %
1011132	54070-0	SECURITY	0	650	650	650	650	0.00 %

**LAFAYETTE CONSOLIDATED GOVERNMENT
2024 - 2025 ADOPTED BUDGET
ANNUAL BUDGET BY FUND
GENERAL FUND - CITY DETAILED PRO FORMA**

<u>ACCOUNT</u>	<u>ACTUAL</u> <u>FY 22-23</u>	<u>CUR BUDGET</u> <u>FY 23-24</u>	<u>ACTUAL AT</u> <u>4/30/2024</u>	<u>PROJECTED</u> <u>FY 23-24</u>	<u>ADOPTED</u> <u>FY 24-25</u>	<u>ADOPTED</u> <u>VS</u> <u>CURRENT</u>
1011132 70000-0 DUES & LICENSES	1,424	2,000	1,050	2,000	2,000	0.00 %
1011132 70100-0 INSURANCE PREMIUMS	3,270	4,000	3,630	4,000	4,000	0.00 %
1011132 70200-0 POSTAGE/SHIPPING CHARGES	0	200	0	200	200	0.00 %
1011132 70500-0 TELECOMMUNICATIONS	749	1,800	464	1,800	1,800	0.00 %
1011132 70800-0 TRAVEL & MEETINGS	11,494	9,000	4,552	9,000	9,000	0.00 %
1011132 72700-0 SUPPLIES & MATERIALS	2,461	2,500	94	2,500	2,500	0.00 %
TOTAL NON-PERSONNEL COSTS	24,398	26,150	12,940	26,150	26,150	0.00 %
1133 EO-CITY COURT - B	25,240	26,150	10,624	26,150	26,150	0.00 %
1011133 50925-0 VEHICLE SUBSIDY LEASES	6,000	6,000	3,000	6,000	6,000	0.00 %
1011133 54070-0 SECURITY	723	650	344	650	650	0.00 %
1011133 70000-0 DUES & LICENSES	1,970	2,000	1,303	2,000	2,000	0.00 %
1011133 70100-0 INSURANCE PREMIUMS	3,630	4,000	0	4,000	4,000	0.00 %
1011133 70200-0 POSTAGE/SHIPPING CHARGES	0	200	0	200	200	0.00 %
1011133 70500-0 TELECOMMUNICATIONS	2,097	1,800	1,094	1,800	1,800	0.00 %
1011133 70800-0 TRAVEL & MEETINGS	9,983	10,000	3,762	10,000	10,000	0.00 %
1011133 72700-0 SUPPLIES & MATERIALS	837	1,500	1,121	1,500	1,500	0.00 %
TOTAL NON-PERSONNEL COSTS	25,240	26,150	10,624	26,150	26,150	0.00 %
EO-CITY MARSHAL	2,224,235	2,577,275	1,286,969	2,579,434	2,844,662	10.37 %
1131 EO-CITY MARSHAL	2,224,235	2,577,275	1,286,969	2,579,434	2,844,662	10.37 %
1011131 50000-0 PERSONNEL SALARIES	1,383,961	1,547,681	697,061	1,547,681	1,812,581	17.12 %
1011131 50200-0 OVERTIME	4,877	20,600	0	20,600	21,012	2.00 %
1011131 50300-0 PROMOTION COSTS	0	4,847	0	4,847	7,663	58.10 %
1011131 50400-0 GROUP HEALTH INSURANCE	221,682	225,326	225,326	225,326	258,236	14.61 %
1011131 50415-0 GROUP LIFE INSURANCE	6,130	8,899	4,279	8,899	10,558	18.64 %
1011131 50430-0 WORKERS COMP INSURANCE	40,000	35,000	35,000	35,000	39,000	11.43 %
1011131 50500-0 RETIREMENT/MEDICARE TAX	298,223	334,575	151,504	334,575	364,592	8.97 %
1011131 50900-0 ACCRUED SICK/ANNUAL LEAVE	0	135,921	91,657	135,921	0	-100.00 %
TOTAL PERSONNEL COSTS	1,954,873	2,312,849	1,204,827	2,312,849	2,513,642	8.68 %
1011131 50600-0 TRAINING OF PERSONNEL	19,572	25,920	9,969	25,920	25,920	0.00 %
1011131 50643-0 TRAINING-CITY MARSHAL-SRO	0	3,000	0	3,000	6,000	100.00 %
1011131 70123-614 OTHER INSURANCE PREMIUMS-RM	103,138	109,606	0	109,606	135,500	23.62 %
1011131 70500-0 TELECOMMUNICATIONS	607	900	309	900	900	0.00 %
1011131 72600-0 TRANSPORTATION	146,045	125,000	71,864	125,000	147,000	17.60 %
1011131 78000-0 UNINSURED LOSSES	0	0	0	2,159	15,700	100.00 %
TOTAL NON-PERSONNEL COSTS	269,362	264,426	82,142	266,585	331,020	25.18 %
EO-EXECUTIVE	2,739,131	3,373,681	1,397,271	3,415,040	3,817,916	13.17 %
EO-MAYOR-PRESIDENT'S OFFICE	943,826	1,268,887	471,751	1,325,685	1,471,934	16.00 %
1200 EO-MAYOR-PRESIDENT'S OFFICE	943,826	1,268,887	471,751	1,325,685	1,471,934	16.00 %
1011200 50000-0 PERSONNEL SALARIES	603,004	775,557	237,891	775,557	968,975	24.94 %
1011200 50100-0 TEMPORARY EMPLOYEES	11,355	46,500	3,069	46,500	46,500	0.00 %
1011200 50200-0 OVERTIME	770	0	0	0	0	0.00 %
1011200 50400-0 GROUP HEALTH INSURANCE	93,287	82,410	82,410	82,410	82,356	-0.07 %
1011200 50415-0 GROUP LIFE INSURANCE	2,183	3,286	831	3,286	3,826	16.43 %
1011200 50430-0 WORKERS COMP INSURANCE	3,986	4,180	4,180	4,180	5,233	25.19 %
1011200 50500-0 RETIREMENT/MEDICARE TAX	143,017	173,081	37,605	173,081	126,280	-27.04 %
1011200 50900-0 ACCRUED SICK/ANNUAL LEAVE	0	0	66,193	0	0	0.00 %
TOTAL PERSONNEL COSTS	857,602	1,085,014	432,179	1,085,014	1,233,170	13.65 %
1011200 50600-0 TRAINING OF PERSONNEL	2,200	2,200	0	2,200	0	-100.00 %
1011200 50920-0 EXPENSE ALLOWANCE	3,600	3,600	1,800	3,600	3,600	0.00 %

**LAFAYETTE CONSOLIDATED GOVERNMENT
2024 - 2025 ADOPTED BUDGET
ANNUAL BUDGET BY FUND
GENERAL FUND - CITY DETAILED PRO FORMA**

<u>ACCOUNT</u>	<u>ACTUAL</u> <u>FY 22-23</u>	<u>CUR BUDGET</u> <u>FY 23-24</u>	<u>ACTUAL AT</u> <u>4/30/2024</u>	<u>PROJECTED</u> <u>FY 23-24</u>	<u>ADOPTED</u> <u>FY 24-25</u>	<u>ADOPTED</u> <u>VS</u> <u>CURRENT</u>
1011200 50925-0 VEHICLE SUBSIDY LEASES	12,323	18,500	6,653	18,500	18,500	0.00 %
1011200 67000-0 UTILITIES	45	46	0	46	46	0.00 %
1011200 70000-0 DUES & LICENSES	1,694	12,000	11,780	12,000	12,000	0.00 %
1011200 70200-0 POSTAGE/SHIPPING CHARGES	365	900	24	900	900	0.00 %
1011200 70300-0 PRINTING & BINDING	2,078	1,500	1,339	1,500	3,600	140.00 %
1011200 70400-0 PUBLICATION & RECORDATION	319	1,000	0	1,000	1,000	0.00 %
1011200 70500-0 TELECOMMUNICATIONS	8,656	14,000	3,322	14,000	14,000	0.00 %
1011200 70700-0 TOURISM	883	4,000	50	4,000	4,000	0.00 %
1011200 70800-0 TRAVEL & MEETINGS	9,021	24,954	5,663	24,954	24,954	0.00 %
1011200 70902-0 DUPLICATING EQUIPMENT EXPENSES	1,716	2,500	599	2,500	2,500	0.00 %
1011200 70907-0 CONTRACTUAL SERVICES	25,854	2,500	100	2,500	22,500	800.00 %
1011200 72600-0 TRANSPORTATION	3,332	5,000	77	5,000	4,900	-2.00 %
1011200 72700-0 SUPPLIES & MATERIALS	7,117	6,000	3,165	6,000	6,000	0.00 %
1011200 76690-0 EXT APP-NEEDS OF WOMEN	0	5,000	5,000	5,000	0	-100.00 %
1011200 78000-0 UNINSURED LOSSES	7,021	80,173	0	136,971	120,264	50.01 %
TOTAL NON-PERSONNEL COSTS	86,224	183,873	39,572	240,671	238,764	29.85 %
EO-CAO-ADMINISTRATION	366,849	515,409	210,636	515,409	367,243	-28.75 %
1210 EO-CAO-ADMINISTRATION	366,849	515,409	210,636	515,409	367,243	-28.75 %
1011210 50000-0 PERSONNEL SALARIES	252,646	357,904	146,246	357,904	269,121	-24.81 %
1011210 50100-0 TEMPORARY EMPLOYEES	0	200	0	200	200	0.00 %
1011210 50400-0 GROUP HEALTH INSURANCE	23,307	27,434	27,434	27,434	27,488	0.20 %
1011210 50415-0 GROUP LIFE INSURANCE	897	1,381	640	1,381	1,039	-24.76 %
1011210 50430-0 WORKERS COMP INSURANCE	1,536	1,844	1,844	1,844	1,454	-21.15 %
1011210 50500-0 RETIREMENT/MEDICARE TAX	78,173	113,236	31,461	113,236	54,536	-51.84 %
TOTAL PERSONNEL COSTS	356,559	501,999	207,625	501,999	353,838	-29.51 %
1011210 50925-0 VEHICLE SUBSIDY LEASES	6,023	6,000	992	6,000	6,000	0.00 %
1011210 70200-0 POSTAGE/SHIPPING CHARGES	0	25	0	25	25	0.00 %
1011210 70300-0 PRINTING & BINDING	0	150	0	150	150	0.00 %
1011210 70400-0 PUBLICATION & RECORDATION	0	100	0	100	100	0.00 %
1011210 70500-0 TELECOMMUNICATIONS	1,767	1,600	938	1,600	1,600	0.00 %
1011210 70800-0 TRAVEL & MEETINGS	1,267	3,500	0	3,500	3,500	0.00 %
1011210 70907-0 CONTRACTUAL SERVICES	0	25	0	25	25	0.00 %
1011210 72600-0 TRANSPORTATION	231	250	23	250	245	-2.00 %
1011210 72700-0 SUPPLIES & MATERIALS	1,002	1,760	1,058	1,760	1,760	0.00 %
TOTAL NON-PERSONNEL COSTS	10,290	13,410	3,011	13,410	13,405	-0.04 %
EO-CAO-INTERNATIONAL TRADE	420,352	481,188	204,474	481,188	763,949	58.76 %
1217 EO-CAO-INTERNATIONAL TRADE	420,352	481,188	204,474	481,188	763,949	58.76 %
1011217 50000-0 PERSONNEL SALARIES	195,579	244,131	100,286	244,131	317,892	30.21 %
1011217 50100-0 TEMPORARY EMPLOYEES	58,247	30,103	22,882	30,103	30,103	0.00 %
1011217 50200-0 OVERTIME	3,472	1,510	338	1,510	1,540	1.99 %
1011217 50300-0 PROMOTION COSTS	0	26,667	0	26,667	0	-100.00 %
1011217 50400-0 GROUP HEALTH INSURANCE	34,990	27,434	27,434	27,434	32,910	19.96 %
1011217 50415-0 GROUP LIFE INSURANCE	572	1,150	420	1,150	1,619	40.78 %
1011217 50430-0 WORKERS COMP INSURANCE	1,268	1,292	1,292	1,292	1,717	32.89 %
1011217 50500-0 RETIREMENT/MEDICARE TAX	65,095	71,080	32,067	71,080	82,306	15.79 %
1011217 50900-0 ACCRUED SICK/ANNUAL LEAVE	0	0	0	0	218,072	100.00 %
TOTAL PERSONNEL COSTS	359,223	403,367	184,719	403,367	686,159	70.11 %
1011217 50600-0 TRAINING OF PERSONNEL	0	1,120	203	1,120	1,120	0.00 %
1011217 50800-0 UNIFORMS	0	192	0	192	192	0.00 %
1011217 50925-0 VEHICLE SUBSIDY LEASES	6,023	6,000	2,723	6,000	6,000	0.00 %

**LAFAYETTE CONSOLIDATED GOVERNMENT
2024 - 2025 ADOPTED BUDGET
ANNUAL BUDGET BY FUND
GENERAL FUND - CITY DETAILED PRO FORMA**

<u>ACCOUNT</u>			<u>ACTUAL</u>	<u>CUR BUDGET</u>	<u>ACTUAL AT</u>	<u>PROJECTED</u>	<u>ADOPTED</u>	<u>ADOPTED</u>
			<u>FY 22-23</u>	<u>FY 23-24</u>	<u>4/30/2024</u>	<u>FY 23-24</u>	<u>FY 24-25</u>	<u>VS</u>
								<u>CURRENT</u>
1011217	60000-0	BUILDING MAINTENANCE	6,313	5,843	2,670	5,843	5,843	0.00 %
1011217	63000-0	EQUIPMENT MAINTENANCE	2,579	3,092	1,448	3,092	3,092	0.00 %
1011217	65000-0	GROUNDS MAINTENANCE	169	600	37	600	600	0.00 %
1011217	66000-0	JANITORIAL SUPPLIES & SERVICES	1,442	1,000	845	1,000	1,000	0.00 %
1011217	67000-0	UTILITIES	14,647	17,400	5,718	17,400	17,400	0.00 %
1011217	70000-0	DUES & LICENSES	5,433	2,578	(30)	2,578	2,578	0.00 %
1011217	70200-0	POSTAGE/SHIPPING CHARGES	41	200	87	200	200	0.00 %
1011217	70300-0	PRINTING & BINDING	259	350	85	350	350	0.00 %
1011217	70500-0	TELECOMMUNICATIONS	2,610	2,620	1,361	2,620	2,620	0.00 %
1011217	70700-0	TOURISM	976	9,950	0	9,950	9,950	0.00 %
1011217	70800-0	TRAVEL & MEETINGS	10,021	12,670	1,417	12,670	12,670	0.00 %
1011217	70825-0	TRAVEL & MEET-NETWORK	783	2,280	780	2,280	2,280	0.00 %
1011217	70902-0	DUPLICATING EQUIPMENT EXPENSES	955	1,150	524	1,150	1,150	0.00 %
1011217	70907-0	CONTRACTUAL SERVICES	5,015	3,720	1,187	3,720	3,720	0.00 %
1011217	72600-0	TRANSPORTATION	93	1,532	0	1,532	1,501	-2.02 %
1011217	72700-0	SUPPLIES & MATERIALS	2,916	5,524	700	5,524	5,524	0.00 %
1011217	78000-0	UNINSURED LOSSES	854	0	0	0	0	0.00 %
TOTAL NON-PERSONNEL COSTS			61,129	77,821	19,755	77,821	77,790	-0.04 %
EO-CAO-HUMAN RESOURCES			758,660	826,907	381,989	811,468	909,712	10.01 %
2161 EO-CAO-HUMAN RESOURCES			758,660	826,907	381,989	811,468	909,712	10.01 %
1012161	50000-0	PERSONNEL SALARIES	409,172	443,702	199,749	443,702	502,327	13.21 %
1012161	50100-0	TEMPORARY EMPLOYEES	0	5,142	0	5,142	5,142	0.00 %
1012161	50200-0	OVERTIME	31,745	49,395	16,246	49,395	50,383	2.00 %
1012161	50400-0	GROUP HEALTH INSURANCE	69,862	60,290	60,290	60,290	65,820	9.17 %
1012161	50415-0	GROUP LIFE INSURANCE	1,728	2,463	1,181	2,463	2,789	13.24 %
1012161	50430-0	WORKERS COMP INSURANCE	2,372	2,397	2,397	2,397	2,713	13.18 %
1012161	50500-0	RETIREMENT/MEDICARE TAX	76,961	76,879	39,018	76,879	91,815	19.43 %
TOTAL PERSONNEL COSTS			591,840	640,268	318,881	640,268	720,989	12.61 %
1012161	50625-0	TRAINING-LCG WIDE	0	18,184	0	18,184	18,184	0.00 %
1012161	50800-0	UNIFORMS	294	1,526	828	1,526	1,526	0.00 %
1012161	56060-0	SUBSTANCE ABUSE	0	1,432	0	1,432	1,432	0.00 %
1012161	63000-0	EQUIPMENT MAINTENANCE	450	432	0	432	432	0.00 %
1012161	70200-0	POSTAGE/SHIPPING CHARGES	1,467	1,713	768	1,713	1,713	0.00 %
1012161	70300-0	PRINTING & BINDING	467	1,209	0	1,209	1,209	0.00 %
1012161	70400-0	PUBLICATION & RECORDATION	0	150	0	150	150	0.00 %
1012161	70500-0	TELECOMMUNICATIONS	358	900	160	900	900	0.00 %
1012161	70902-0	DUPLICATING EQUIPMENT EXPENSES	760	1,000	300	1,000	1,000	0.00 %
1012161	70907-0	CONTRACTUAL SERVICES	119,887	132,371	59,544	132,371	132,371	0.00 %
CONTR SERV-COVID 19 CASE								
1012161	70925-0	MANAGEMENT-TESTING	0	50	0	50	50	0.00 %
1012161	72600-0	TRANSPORTATION	153	1,137	0	1,137	1,114	-2.02 %
1012161	72700-0	SUPPLIES & MATERIALS	5,126	10,219	1,508	10,219	10,219	0.00 %
1012161	78000-0	UNINSURED LOSSES	37,858	16,316	0	877	18,423	12.91 %
TOTAL NON-PERSONNEL COSTS			166,820	186,639	63,108	171,200	188,723	1.12 %
EO-CAO-MAILROOM			77,356	79,875	39,838	79,875	94,394	18.18 %
1218 EO-CAO-MAILROOM			77,356	79,875	39,838	79,875	94,394	18.18 %
1011218	50000-0	PERSONNEL SALARIES	50,437	51,927	23,536	51,927	64,740	24.68 %
1011218	50400-0	GROUP HEALTH INSURANCE	17,495	10,952	10,952	10,952	10,952	0.00 %
1011218	50415-0	GROUP LIFE INSURANCE	216	310	138	310	386	24.52 %
1011218	50430-0	WORKERS COMP INSURANCE	289	280	280	280	350	25.00 %
1011218	50500-0	RETIREMENT/MEDICARE TAX	6,513	6,724	3,038	6,724	8,384	24.69 %

**LAFAYETTE CONSOLIDATED GOVERNMENT
2024 - 2025 ADOPTED BUDGET
ANNUAL BUDGET BY FUND
GENERAL FUND - CITY DETAILED PRO FORMA**

ACCOUNT	ACTUAL FY 22-23	CUR BUDGET FY 23-24	ACTUAL AT 4/30/2024	PROJECTED FY 23-24	ADOPTED FY 24-25	ADOPTED VS CURRENT
TOTAL PERSONNEL COSTS	74,950	70,193	37,944	70,193	84,812	20.83 %
1011218 50800-0 UNIFORMS	140	200	0	200	200	0.00 %
1011218 70200-0 POSTAGE/SHIPPING CHARGES	1,480	2,230	1,700	2,230	2,480	11.21 %
1011218 70500-0 TELECOMMUNICATIONS	31	250	17	250	250	0.00 %
1011218 70902-0 DUPLICATING EQUIPMENT EXPENSES	216	302	108	302	302	0.00 %
1011218 70907-0 CONTRACTUAL SERVICES	0	200	0	200	200	0.00 %
1011218 72600-0 TRANSPORTATION	0	5,000	0	5,000	4,900	-2.00 %
1011218 72700-0 SUPPLIES & MATERIALS	539	1,500	69	1,500	1,250	-16.67 %
TOTAL NON-PERSONNEL COSTS	2,406	9,682	1,894	9,682	9,582	-1.03 %
EO-CAO-311 C/P COMM SRVS	172,088	201,415	88,583	201,415	210,684	4.60 %
2163 EO-CAO-COMMUNICATIONS/311	172,088	201,415	88,583	201,415	210,684	4.60 %
1012163 50000-0 PERSONNEL SALARIES	119,894	136,729	57,882	136,729	161,782	18.32 %
1012163 50200-0 OVERTIME	0	800	0	800	816	2.00 %
1012163 50400-0 GROUP HEALTH INSURANCE	34,990	21,904	21,904	21,904	21,904	0.00 %
1012163 50415-0 GROUP LIFE INSURANCE	496	816	330	816	966	18.38 %
1012163 50430-0 WORKERS COMP INSURANCE	773	738	738	738	875	18.56 %
1012163 50500-0 RETIREMENT/MEDICARE TAX	15,472	17,708	7,466	17,708	20,971	18.43 %
TOTAL PERSONNEL COSTS	171,625	178,695	88,320	178,695	207,314	16.02 %
1012163 50800-0 UNIFORMS	140	300	0	300	300	0.00 %
1012163 70200-0 POSTAGE/SHIPPING CHARGES	0	30	0	30	30	0.00 %
1012163 70400-0 PUBLICATION & RECORDATION	0	350	127	350	350	0.00 %
1012163 70500-0 TELECOMMUNICATIONS	67	90	37	90	90	0.00 %
1012163 70907-0 CONTRACTUAL SERVICES	174	21,650	74	21,650	200	-99.08 %
1012163 72700-0 SUPPLIES & MATERIALS	82	300	25	300	2,400	700.00 %
TOTAL NON-PERSONNEL COSTS	463	22,720	263	22,720	3,370	-85.17 %
LEGAL DEPARTMENT	2,236,184	2,387,136	737,215	2,383,741	2,238,511	-6.23 %
LD-LEGAL DEPARTMENT	1,764,748	1,815,559	480,640	1,804,970	1,604,970	-11.60 %
1400 LD-LEGAL DEPARTMENT	1,764,748	1,815,559	480,640	1,804,970	1,604,970	-11.60 %
1011400 52000-0 LEGAL FEES	1,770,891	1,800,000	480,640	1,800,000	1,600,000	-11.11 %
1011400 70000-0 DUES & LICENSES	0	200	0	200	200	0.00 %
1011400 70500-0 TELECOMMUNICATIONS	0	450	0	450	450	0.00 %
1011400 72700-0 SUPPLIES & MATERIALS	0	1,028	0	1,028	1,028	0.00 %
1011400 72775-0 SUP & MAT-LAW LIBRARY	0	3,292	0	3,292	3,292	0.00 %
1011400 78000-0 UNINSURED LOSSES	0	10,589	0	0	0	-100.00 %
1011400 80771-0 MISC EXP-PY ADJUSTMENT	(6,143)	0	0	0	0	0.00 %
TOTAL NON-PERSONNEL COSTS	1,764,748	1,815,559	480,640	1,804,970	1,604,970	-11.60 %
LD-CITY PROSECUTOR	471,436	571,577	256,575	578,771	633,541	10.84 %
1401 LD-CITY PROSECUTOR	471,436	571,577	256,575	578,771	633,541	10.84 %
1011401 50000-0 PERSONNEL SALARIES	193,249	269,593	97,030	269,593	309,593	14.84 %
1011401 50100-0 TEMPORARY EMPLOYEES	0	700	0	700	15,600	2,128.57 %
1011401 50200-0 OVERTIME	2,648	2,905	0	2,905	2,963	2.00 %
1011401 50310-0 TRANSCRIPTIONS-COURT REPORTER	203	500	75	500	500	0.00 %
1011401 50400-0 GROUP HEALTH INSURANCE	46,614	54,976	54,976	54,976	49,446	-10.06 %
1011401 50415-0 GROUP LIFE INSURANCE	791	1,848	473	1,848	1,848	0.00 %
1011401 50500-0 RETIREMENT/MEDICARE TAX	42,084	48,673	21,640	48,673	61,217	25.77 %
TOTAL PERSONNEL COSTS	285,589	379,195	174,194	379,195	441,167	16.34 %
1011401 50600-0 TRAINING OF PERSONNEL	0	24	0	24	24	0.00 %
1011401 50800-0 UNIFORMS	856	1,330	834	1,330	1,330	0.00 %

**LAFAYETTE CONSOLIDATED GOVERNMENT
2024 - 2025 ADOPTED BUDGET
ANNUAL BUDGET BY FUND
GENERAL FUND - CITY DETAILED PRO FORMA**

<u>ACCOUNT</u>	<u>ACTUAL</u> <u>FY 22-23</u>	<u>CUR BUDGET</u> <u>FY 23-24</u>	<u>ACTUAL AT</u> <u>4/30/2024</u>	<u>PROJECTED</u> <u>FY 23-24</u>	<u>ADOPTED</u> <u>FY 24-25</u>	<u>ADOPTED</u> <u>VS</u> <u>CURRENT</u>
1011401 70200-0 POSTAGE/SHIPPING CHARGES	359	345	84	345	345	0.00 %
1011401 70300-0 PRINTING & BINDING	452	845	0	845	845	0.00 %
1011401 70500-0 TELECOMMUNICATIONS	664	1,230	316	1,230	1,230	0.00 %
1011401 70902-0 DUPLICATING EQUIPMENT EXPENSES	602	3,000	344	3,000	3,000	0.00 %
1011401 70907-0 CONTRACTUAL SERVICES	165,000	166,180	75,000	166,180	166,180	0.00 %
1011401 72600-0 TRANSPORTATION	0	400	0	400	392	-2.00 %
1011401 72700-0 SUPPLIES & MATERIALS	5,213	11,528	2,831	11,528	11,528	0.00 %
1011401 72775-0 SUP & MAT-LAW LIBRARY	3,917	7,500	2,972	7,500	7,500	0.00 %
1011401 78000-0 UNINSURED LOSSES	8,784	0	0	7,194	0	0.00 %
TOTAL NON-PERSONNEL COSTS	185,847	192,382	82,381	199,576	192,374	0.00 %
OFFICE OF FINANCE & MANAGEMENT	25,669,908	28,362,355	12,280,198	28,073,496	22,685,161	-20.02 %
FM-CHIEF FINANCIAL OFFICER	716,016	720,799	316,357	720,875	705,034	-2.19 %
0100 FM-CHIEF FINANCIAL OFFICER	716,016	720,799	316,357	720,875	705,034	-2.19 %
1010100 50000-0 PERSONNEL SALARIES	410,485	474,200	209,455	474,200	497,095	4.83 %
1010100 50100-0 TEMPORARY EMPLOYEES	5,623	24,423	0	24,423	24,424	0.00 %
1010100 50121-0 TEMP EMP-SMART IMPLEMENTATION	0	3,300	0	3,300	3,300	0.00 %
1010100 50200-0 OVERTIME	0	551	0	551	562	2.00 %
1010100 50400-0 GROUP HEALTH INSURANCE	40,802	38,440	38,440	38,440	32,910	-14.39 %
1010100 50415-0 GROUP LIFE INSURANCE	1,340	1,635	894	1,635	1,752	7.16 %
1010100 50430-0 WORKERS COMP INSURANCE	2,321	2,562	2,562	2,562	2,685	4.80 %
1010100 50500-0 RETIREMENT/MEDICARE TAX	124,539	146,764	54,575	146,764	108,321	-26.19 %
1010100 50900-0 ACCRUED SICK/ANNUAL LEAVE	110,481	0	0	0	0	0.00 %
TOTAL PERSONNEL COSTS	695,591	691,875	305,926	691,875	671,049	-3.01 %
1010100 50600-0 TRAINING OF PERSONNEL	4,993	8,800	3,927	8,800	9,600	9.09 %
1010100 50925-0 VEHICLE SUBSIDY LEASES	5,084	8,077	2,954	8,077	12,400	53.52 %
1010100 70000-0 DUES & LICENSES	1,760	2,365	225	2,365	2,365	0.00 %
1010100 70200-0 POSTAGE/SHIPPING CHARGES	7	259	1	259	260	0.39 %
1010100 70300-0 PRINTING & BINDING	0	155	57	155	155	0.00 %
1010100 70400-0 PUBLICATION & RECORDATION	911	705	123	705	705	0.00 %
1010100 70500-0 TELECOMMUNICATIONS	2,225	2,500	1,010	2,500	2,500	0.00 %
1010100 70800-0 TRAVEL & MEETINGS	147	433	28	433	1,000	130.95 %
1010100 72700-0 SUPPLIES & MATERIALS	1,419	3,034	2,106	3,034	5,000	64.80 %
1010100 78000-0 UNINSURED LOSSES	3,879	2,596	0	2,672	0	-100.00 %
TOTAL NON-PERSONNEL COSTS	20,425	28,924	10,431	29,000	33,985	17.50 %
FM-ACCOUNTING	1,930,583	2,209,580	1,077,059	2,209,580	2,383,321	7.86 %
0120 FM-ACCOUNTING	1,930,583	2,209,580	1,077,059	2,209,580	2,383,321	7.86 %
1010120 50000-0 PERSONNEL SALARIES	1,312,708	1,517,277	668,391	1,517,277	1,728,400	13.91 %
1010120 50200-0 OVERTIME	8,903	12,500	470	12,500	12,000	-4.00 %
1010120 50400-0 GROUP HEALTH INSURANCE	244,635	236,008	236,008	236,008	236,008	0.00 %
1010120 50415-0 GROUP LIFE INSURANCE	5,306	8,910	3,921	8,910	9,634	8.13 %
1010120 50430-0 WORKERS COMP INSURANCE	8,077	8,562	8,562	8,562	9,333	9.00 %
1010120 50500-0 RETIREMENT/MEDICARE TAX	286,453	305,720	135,921	305,720	324,936	6.29 %
1010120 50900-0 ACCRUED SICK/ANNUAL LEAVE	0	58,492	0	58,492	0	-100.00 %
TOTAL PERSONNEL COSTS	1,866,082	2,147,469	1,053,273	2,147,469	2,320,311	8.05 %
1010120 50600-0 TRAINING OF PERSONNEL	7,966	9,000	3,040	9,000	9,200	2.22 %
1010120 70000-0 DUES & LICENSES	1,214	1,460	200	1,460	1,205	-17.47 %
1010120 70200-0 POSTAGE/SHIPPING CHARGES	24,109	27,000	10,568	27,000	27,000	0.00 %
1010120 70300-0 PRINTING & BINDING	619	1,050	0	1,050	1,050	0.00 %
1010120 70500-0 TELECOMMUNICATIONS	1,844	1,920	818	1,920	1,920	0.00 %
1010120 70902-0 DUPLICATING EQUIPMENT EXPENSES	2,676	2,700	1,338	2,700	2,700	0.00 %

**LAFAYETTE CONSOLIDATED GOVERNMENT
2024 - 2025 ADOPTED BUDGET
ANNUAL BUDGET BY FUND
GENERAL FUND - CITY DETAILED PRO FORMA**

<u>ACCOUNT</u>	<u>ACTUAL</u> <u>FY 22-23</u>	<u>CUR BUDGET</u> <u>FY 23-24</u>	<u>ACTUAL AT</u> <u>4/30/2024</u>	<u>PROJECTED</u> <u>FY 23-24</u>	<u>ADOPTED</u> <u>FY 24-25</u>	<u>ADOPTED</u> <u>VS</u> <u>CURRENT</u>
1010120 70907-0 CONTRACTUAL SERVICES	8,582	4,081	1,342	4,081	5,053	23.82 %
1010120 72600-0 TRANSPORTATION	70	900	0	900	882	-2.00 %
1010120 72700-0 SUPPLIES & MATERIALS	17,421	14,000	6,480	14,000	14,000	0.00 %
TOTAL NON-PERSONNEL COSTS	64,501	62,111	23,786	62,111	63,010	1.45 %
FM-BUDGET MANAGEMENT	610,087	874,220	489,087	874,220	642,787	-26.47 %
0140 FM-BUDGET MANAGEMENT	610,087	874,220	489,087	874,220	642,787	-26.47 %
1010140 50000-0 PERSONNEL SALARIES	434,370	452,291	183,969	452,291	470,892	4.11 %
1010140 50100-0 TEMPORARY EMPLOYEES	0	0	291	0	5,000	100.00 %
1010140 50400-0 GROUP HEALTH INSURANCE	52,426	49,392	49,392	49,392	43,862	-11.20 %
1010140 50415-0 GROUP LIFE INSURANCE	1,779	2,341	1,011	2,341	2,469	5.47 %
1010140 50430-0 WORKERS COMP INSURANCE	2,401	2,451	2,451	2,451	2,543	3.75 %
1010140 50500-0 RETIREMENT/MEDICARE TAX	113,355	121,368	50,711	121,368	109,194	-10.03 %
1010140 50900-0 ACCRUED SICK/ANNUAL LEAVE	0	237,550	196,568	237,550	0	-100.00 %
TOTAL PERSONNEL COSTS	604,331	865,393	484,393	865,393	633,960	-26.74 %
1010140 50600-0 TRAINING OF PERSONNEL	488	1,625	1,147	1,625	1,625	0.00 %
1010140 70000-0 DUES & LICENSES	100	430	100	430	430	0.00 %
1010140 70200-0 POSTAGE/SHIPPING CHARGES	0	14	13	14	14	0.00 %
1010140 70300-0 PRINTING & BINDING	3,218	3,750	1,823	3,750	3,750	0.00 %
1010140 70500-0 TELECOMMUNICATIONS	179	180	85	180	180	0.00 %
1010140 70902-0 DUPLICATING EQUIPMENT EXPENSES	621	621	311	621	621	0.00 %
1010140 70907-0 CONTRACTUAL SERVICES	877	890	752	890	890	0.00 %
1010140 72700-0 SUPPLIES & MATERIALS	273	1,317	463	1,317	1,317	0.00 %
TOTAL NON-PERSONNEL COSTS	5,756	8,827	4,694	8,827	8,827	0.00 %
FM-PURCHASING/PROPERTY MGMT	674,052	689,940	368,187	689,940	798,226	15.69 %
0150 FM-PURCHASING/PROPERTY MGMT	674,052	689,940	368,187	689,940	798,226	15.69 %
1010150 50000-0 PERSONNEL SALARIES	461,942	497,489	226,877	497,489	599,321	20.47 %
1010150 50100-0 TEMPORARY EMPLOYEES	13,097	12,000	4,738	12,000	3,000	-75.00 %
1010150 50200-0 OVERTIME	0	100	0	100	102	2.00 %
1010150 50400-0 GROUP HEALTH INSURANCE	104,911	93,308	93,308	93,308	82,248	-11.85 %
1010150 50415-0 GROUP LIFE INSURANCE	1,831	2,996	1,307	2,996	3,346	11.68 %
1010150 50430-0 WORKERS COMP INSURANCE	2,845	2,902	2,902	2,902	3,235	11.47 %
1010150 50500-0 RETIREMENT/MEDICARE TAX	71,194	66,895	33,796	66,895	87,224	30.39 %
1010150 50900-0 ACCRUED SICK/ANNUAL LEAVE	7,806	0	0	0	0	0.00 %
TOTAL PERSONNEL COSTS	663,626	675,690	362,928	675,690	778,476	15.21 %
1010150 50600-0 TRAINING OF PERSONNEL	700	700	380	700	5,700	714.29 %
1010150 50800-0 UNIFORMS	147	300	0	300	300	0.00 %
1010150 70200-0 POSTAGE/SHIPPING CHARGES	489	1,500	211	1,500	1,000	-33.33 %
1010150 70300-0 PRINTING & BINDING	46	1,300	1,071	1,300	1,300	0.00 %
1010150 70400-0 PUBLICATION & RECORDATION	0	500	140	500	500	0.00 %
1010150 70500-0 TELECOMMUNICATIONS	2,168	2,700	1,157	2,700	2,700	0.00 %
1010150 70902-0 DUPLICATING EQUIPMENT EXPENSES	621	500	311	500	500	0.00 %
1010150 72600-0 TRANSPORTATION	29	250	0	250	1,250	400.00 %
1010150 72700-0 SUPPLIES & MATERIALS	6,226	6,500	1,989	6,500	6,500	0.00 %
TOTAL NON-PERSONNEL COSTS	10,426	14,250	5,259	14,250	19,750	38.60 %
FM-GENERAL ACCOUNTS	21,295,079	23,380,975	9,861,699	23,091,270	17,642,708	-24.54 %
0170 FM-GENERAL ACCOUNTS	21,161,584	23,224,530	9,818,705	22,934,825	17,476,263	-24.75 %
1010170 50410-0 GROUP HEALTH INS-RETIREEES	470,807	459,183	459,183	459,183	392,578	-14.51 %
1010170 76474-0 EXT APP-MERS	303,354	514,975	213,636	514,975	555,030	7.78 %

**LAFAYETTE CONSOLIDATED GOVERNMENT
2024 - 2025 ADOPTED BUDGET
ANNUAL BUDGET BY FUND
GENERAL FUND - CITY DETAILED PRO FORMA**

<u>ACCOUNT</u>	<u>ACTUAL</u> <u>FY 22-23</u>	<u>CUR BUDGET</u> <u>FY 23-24</u>	<u>ACTUAL AT</u> <u>4/30/2024</u>	<u>PROJECTED</u> <u>FY 23-24</u>	<u>ADOPTED</u> <u>FY 24-25</u>	<u>ADOPTED</u> <u>VS</u> <u>CURRENT</u>
TOTAL PERSONNEL COSTS	774,161	974,158	672,819	974,158	947,608	-2.73 %
1010170 53010-0 AUDITING FEES-ADVISORY FEES	0	1,250	0	1,250	0	-100.00 %
1010170 57031-0 SOFTWARE MAINTENANCE-ASSESSOR	8,017	7,977	7,976	7,976	8,177	2.51 %
1010170 57081-0 AERIAL PHOTOGRAPHY-ASSESSOR	22,682	11,335	0	11,335	11,065	-2.38 %
1010170 57150-0 TAX REASSESSMENT NOTICE	0	6,134	0	6,135	0	-100.00 %
1010170 67080-0 UTILITIES-STREET LIGHTING COST	1,253,475	2,045,100	837,753	2,045,100	2,040,000	-0.25 %
1010170 69010-0 CONTR SERV-800 MHZ MTC	(45)	45,000	0	45,000	45,000	0.00 %
1010170 69190-0 INVOICE TOLERANCE	0	0	6,329	0	0	0.00 %
1010170 70123-614 OTHER INSURANCE PREMIUMS-RM	341,705	521,070	401,343	521,070	426,374	-18.17 %
1010170 70903-0 ELECTION EXPENSE	25,855	65,000	27,524	65,000	65,000	0.00 %
1010170 70907-0 CONTRACTUAL SERVICES	29,500	29,500	0	29,500	29,500	0.00 %
1010170 74000-126 INT APP-GRANTS-FEDERAL	47,832	406,454	(8,688)	406,454	0	-100.00 %
1010170 74000-162 INT APP-CDBG	6,091	0	0	0	0	0.00 %
1010170 74000-201 INT APP-RECREATION & PARKS	1,358,188	1,570,267	902,612	1,447,742	2,053,354	30.76 %
1010170 74000-202 INT APP-LAF SCIENCE MUSEUM FD	608,750	547,286	285,022	546,631	437,833	-20.00 %
1010170 74000-203 INT APP-TRANSIT	2,173,411	2,666,593	2,140,095	2,667,735	3,033,815	13.77 %
1010170 74000-204 INT APP-HPACC FUND	299,850	78,106	78,106	0	517,765	562.90 %
1010170 74000-209 INT APP-COMBINED GOLF COURSES	220,823	572,274	120,051	195,055	571,695	-0.10 %
1010170 74000-285 INT APP-CRIM JUSTICE COMM FD	0	0	0	0	15,000	100.00 %
1010170 74000-297 INT APP-PARKING PROGRAM FUND	313,409	495,730	215,891	609,800	672,696	35.70 %
1010170 74000-299 INT APP-CODES & PERMITS FD	792,318	1,383,972	278,954	1,573,220	1,810,391	30.81 %
1010170 74000-358 INT APP-12 LMTD TAX REFD BD SK	2,791,652	2,787,139	2,787,138	2,750,160	2,751,742	-1.27 %
1010170 74000-401 INT APP-CIP FUND	8,538,452	6,583,201	0	6,583,201	0	-100.00 %
1010170 74000-602 INT APP-FIRE PENSION FUND	520,445	552,700	265,174	552,700	561,000	1.50 %
1010170 74000-603 INT APP-POLICE PENSION FD	472,038	499,200	242,501	499,200	516,500	3.47 %
1010170 74000-605 INT APP-UNEMPLOYMENT COMP	11,025	65,000	11,025	65,000	65,000	0.00 %
1010170 74000-643 INT APP-HURRICANE GUSTAV FUND	(19,928)	0	0	0	0	0.00 %
1010170 74000-649 INT APP-HURRICANE DELTA	(774,072)	0	0	0	0	0.00 %
1010170 74000-652 INT APP-HURRICANE IDA	49	0	0	0	0	0.00 %
1010170 76100-0 EXT APP-AOC CONTRIBUTIONS	298,420	306,250	74,080	306,250	297,500	-2.86 %
1010170 76345-0 EXT APP-LAF PAR CRIM JUST COMM EXT APP-DOWNTOWN LAF	0	834	0	834	0	-100.00 %
1010170 76411-0 UNLIMITED	0	55,000	0	55,000	55,000	0.00 %
1010170 76421-0 EXT APP-LEDA	250,000	125,000	0	125,000	0	-100.00 %
1010170 76530-0 EXT APP-OFFICE OF EMRG PREPARE	43,387	73,000	73,000	73,000	0	-100.00 %
1010170 76730-0 EXT APP-CAJUNDOME	500,000	500,000	250,000	500,000	500,000	0.00 %
1010170 76802-0 EXT APP-LAF CONV & VISTOR COM	250,000	250,000	150,000	250,000	0	-100.00 %
1010170 78000-0 UNINSURED LOSSES	0	0	0	21,319	44,248	100.00 %
1010170 80770-0 MISCELLANEOUS	4,094	0	0	0	0	0.00 %
TOTAL NON-PERSONNEL COSTS	20,387,423	22,250,372	9,145,886	21,960,667	16,528,655	-25.72 %
0171 FM-GENERAL ACCOUNTS-OTHER	133,495	156,445	42,994	156,445	166,445	6.39 %
1010171 57060-0 ANNUAL REPORT	0	15,000	0	15,000	25,000	66.67 %
1010171 57200-0 GOVERNMENTAL RELATIONS	71,000	67,700	24,500	67,700	67,700	0.00 %
1010171 70000-0 DUES & LICENSES	17,780	27,500	17,780	27,500	27,500	0.00 %
1010171 70755-0 TOURISM-LMA CONVENTION	43,106	0	0	0	0	0.00 %
1010171 70902-0 DUPLICATING EQUIPMENT EXPENSES	1,609	32,836	714	32,836	32,836	0.00 %
1010171 70907-0 CONTRACTUAL SERVICES	0	13,409	0	13,409	13,409	0.00 %
TOTAL NON-PERSONNEL COSTS	133,495	156,445	42,994	156,445	166,445	6.39 %
FM-RISK MANAGEMENT & GROUP INSURANCE	444,091	486,841	167,809	487,611	513,085	5.39 %
2180 FM-RISK MANAGEMENT	444,091	486,841	167,809	487,611	513,085	5.39 %
1012180 50000-0 PERSONNEL SALARIES	181,405	216,606	85,877	216,606	238,104	9.92 %

**LAFAYETTE CONSOLIDATED GOVERNMENT
2024 - 2025 ADOPTED BUDGET
ANNUAL BUDGET BY FUND
GENERAL FUND - CITY DETAILED PRO FORMA**

<u>ACCOUNT</u>	<u>ACTUAL</u> <u>FY 22-23</u>	<u>CUR BUDGET</u> <u>FY 23-24</u>	<u>ACTUAL AT</u> <u>4/30/2024</u>	<u>PROJECTED</u> <u>FY 23-24</u>	<u>ADOPTED</u> <u>FY 24-25</u>	<u>ADOPTED</u> <u>VS</u> <u>CURRENT</u>
1012180 50100-0 TEMPORARY EMPLOYEES	0	500	0	500	500	0.00 %
1012180 50200-0 OVERTIME	3,427	3,570	1,531	3,570	3,641	1.99 %
1012180 50400-0 GROUP HEALTH INSURANCE	29,119	27,434	27,434	27,434	27,434	0.00 %
1012180 50415-0 GROUP LIFE INSURANCE	752	1,117	496	1,117	1,206	7.97 %
1012180 50430-0 WORKERS COMP INSURANCE	1,165	1,171	1,171	1,171	1,286	9.82 %
1012180 50500-0 RETIREMENT/MEDICARE TAX	34,492	38,970	16,203	38,970	41,928	7.59 %
TOTAL PERSONNEL COSTS	250,360	289,368	132,712	289,368	314,099	8.55 %
1012180 50600-0 TRAINING OF PERSONNEL	1,161	1,657	1,656	1,657	1,657	0.00 %
1012180 50800-0 UNIFORMS	0	228	109	228	228	0.00 %
1012180 70000-0 DUES & LICENSES	1,345	1,400	960	1,400	1,400	0.00 %
1012180 70200-0 POSTAGE/SHIPPING CHARGES	617	600	283	600	600	0.00 %
1012180 70300-0 PRINTING & BINDING	123	302	153	302	302	0.00 %
1012180 70400-0 PUBLICATION & RECORDATION	0	650	0	650	650	0.00 %
1012180 70500-0 TELECOMMUNICATIONS	2,771	3,060	1,411	3,060	3,060	0.00 %
1012180 70902-0 DUPLICATING EQUIPMENT EXPENSES	1,800	1,500	900	1,500	1,500	0.00 %
1012180 70907-0 CONTRACTUAL SERVICES	174,412	176,370	28,000	176,370	176,370	0.00 %
1012180 72600-0 TRANSPORTATION	3,101	5,843	859	5,843	5,726	-2.00 %
1012180 72700-0 SUPPLIES & MATERIALS	2,120	3,326	766	3,326	3,326	0.00 %
1012180 78000-0 UNINSURED LOSSES	6,281	2,537	0	3,307	4,167	64.25 %
TOTAL NON-PERSONNEL COSTS	193,731	197,473	35,097	198,243	198,986	0.77 %
DEPT OF INNOVATION & TECHNOLOGY	6,900,477	5,621,567	2,739,552	5,618,567	6,048,905	7.60 %
IT-RECORDS MANAGEMENT	125,885	129,338	54,503	129,338	130,262	0.71 %
2110 IT-RECORDS MANAGEMENT	125,885	129,338	54,503	129,338	130,262	0.71 %
1012110 50000-0 PERSONNEL SALARIES	85,380	86,756	32,200	86,756	97,031	11.84 %
1012110 50400-0 GROUP HEALTH INSURANCE	17,495	16,482	16,482	16,482	10,952	-33.55 %
1012110 50415-0 GROUP LIFE INSURANCE	364	518	181	518	579	11.78 %
1012110 50430-0 WORKERS COMP INSURANCE	459	468	468	468	524	11.97 %
1012110 50500-0 RETIREMENT/MEDICARE TAX	16,750	17,114	4,758	17,114	12,565	-26.58 %
TOTAL PERSONNEL COSTS	120,448	121,338	54,089	121,338	121,651	0.26 %
1012110 50600-0 TRAINING OF PERSONNEL	4,685	5,000	0	5,000	5,000	0.00 %
1012110 70000-0 DUES & LICENSES	200	200	200	200	200	0.00 %
1012110 70500-0 TELECOMMUNICATIONS	6	100	1	100	450	350.00 %
1012110 70907-0 CONTRACTUAL SERVICES	444	1,000	213	1,000	1,000	0.00 %
1012110 72600-0 TRANSPORTATION	0	200	0	200	461	130.50 %
1012110 72700-0 SUPPLIES & MATERIALS	102	1,500	0	1,500	1,500	0.00 %
TOTAL NON-PERSONNEL COSTS	5,437	8,000	414	8,000	8,611	7.64 %
IT-CHIEF INNOVATION OFFICER	6,774,592	5,492,229	2,685,049	5,489,229	5,918,643	7.76 %
2910 IT-INNOVATION SERVICES	6,774,592	5,492,229	2,685,049	5,489,229	5,918,643	7.76 %
1012910 50000-0 PERSONNEL SALARIES	2,173,375	2,380,684	1,033,415	2,377,190	2,632,948	10.60 %
1012910 50100-0 TEMPORARY EMPLOYEES	0	34,881	0	34,881	47,322	35.67 %
1012910 50200-0 OVERTIME	2,651	3,570	1,277	3,570	3,641	1.99 %
1012910 50300-0 PROMOTION COSTS	0	8,769	0	12,716	0	-100.00 %
1012910 50400-0 GROUP HEALTH INSURANCE	303,168	302,098	302,098	302,098	274,502	-9.13 %
1012910 50415-0 GROUP LIFE INSURANCE	8,986	13,033	5,934	13,033	13,035	0.02 %
1012910 50430-0 WORKERS COMP INSURANCE	13,143	14,023	14,023	14,023	14,218	1.39 %
1012910 50500-0 RETIREMENT/MEDICARE TAX	438,329	433,409	196,271	432,956	462,322	6.67 %
TOTAL PERSONNEL COSTS	2,939,652	3,190,467	1,553,018	3,190,467	3,447,988	8.07 %
1012910 50600-0 TRAINING OF PERSONNEL	18,893	135,141	10,152	137,141	156,841	16.06 %
1012910 50618-0 TRAINING-END USER	490	17,500	0	17,500	17,500	0.00 %

**LAFAYETTE CONSOLIDATED GOVERNMENT
2024 - 2025 ADOPTED BUDGET
ANNUAL BUDGET BY FUND
GENERAL FUND - CITY DETAILED PRO FORMA**

<u>ACCOUNT</u>			<u>ACTUAL</u>	<u>CUR BUDGET</u>	<u>ACTUAL AT</u>	<u>PROJECTED</u>	<u>ADOPTED</u>	<u>ADOPTED</u>
			<u>FY 22-23</u>	<u>FY 23-24</u>	<u>4/30/2024</u>	<u>FY 23-24</u>	<u>FY 24-25</u>	<u>VS</u>
								<u>CURRENT</u>
1012910	50925-0	VEHICLE SUBSIDY LEASES	6,023	6,000	2,360	6,000	6,000	0.00 %
1012910	52000-0	LEGAL FEES	0	7,000	6,485	5,000	6,000	-14.29 %
1012910	63000-0	EQUIPMENT MAINTENANCE	157,775	183,645	170,336	183,645	187,215	1.94 %
1012910	70200-0	POSTAGE/SHIPPING CHARGES	10	100	1	100	100	0.00 %
1012910	70300-0	PRINTING & BINDING	0	100	0	100	100	0.00 %
1012910	70400-0	PUBLICATION & RECORDATION	202	500	0	500	500	0.00 %
1012910	70500-0	TELECOMMUNICATIONS	539,382	541,924	258,534	541,924	563,924	4.06 %
1012910	70800-0	TRAVEL & MEETINGS	0	500	0	500	500	0.00 %
1012910	70902-0	DUPLICATING EQUIPMENT EXPENSES	505	5,000	206	5,000	5,000	0.00 %
1012910	70907-0	CONTRACTUAL SERVICES	750,285	1,384,577	680,734	1,384,577	1,509,535	9.02 %
1012910	71022-0	CONTR SERV-SAAS COSTS	1,302,426	0	0	0	0	0.00 %
1012910	72600-0	TRANSPORTATION	0	3,000	0	3,000	2,940	-2.00 %
1012910	72700-0	SUPPLIES & MATERIALS	10,311	13,775	3,268	13,775	14,500	5.26 %
1012910	78000-0	UNINSURED LOSSES	0	3,000	0	0	0	-100.00 %
1012910	78557-0	LEASE PRINCIPAL	434,351	0	0	0	0	0.00 %
1012910	80250-0	LEASE INTEREST	28,531	0	0	0	0	0.00 %
1012910	80771-0	MISC EXP-PY ADJUSTMENT	0	0	(45)	0	0	0.00 %
1012910	89001-0	CAPITAL OUTLAY-LEASE	585,756	0	0	0	0	0.00 %
TOTAL NON-PERSONNEL COSTS			3,834,940	2,301,762	1,132,031	2,298,762	2,470,655	7.34 %
POLICE DEPARTMENT			40,357,538	41,044,110	20,871,573	41,343,488	44,353,314	8.06 %
PD-ADMINISTRATION			33,549,623	34,340,713	17,409,787	34,680,091	37,083,502	7.99 %
3100 PD-ADMINISTRATION			33,549,623	34,340,713	17,409,787	34,680,091	37,083,502	7.99 %
1013100	50000-0	PERSONNEL SALARIES	17,788,454	19,791,223	8,722,387	19,791,223	19,802,645	0.06 %
1013100	50050-0	SALARIES-HOLIDAY PAY	331,116	333,635	300,364	333,635	371,740	11.42 %
1013100	50051-0	POLICE CREDENTIAL PAY	0	0	0	40,000	60,000	100.00 %
1013100	50100-0	TEMPORARY EMPLOYEES	124	0	0	0	0	0.00 %
1013100	50200-0	OVERTIME	46,704	37,394	27,540	37,394	41,665	11.42 %
1013100	50228-0	OVERTIME-SPECIAL EVENTS	0	25,500	29,346	25,500	28,412	11.42 %
1013100	50230-0	OVERTIME-SWAT	117,002	111,180	56,258	111,180	123,878	11.42 %
1013100	50300-0	PROMOTION COSTS	0	74,719	0	74,719	24,762	-66.86 %
1013100	50400-0	GROUP HEALTH INSURANCE	3,060,799	2,905,444	2,905,444	2,905,444	2,883,594	-0.75 %
1013100	50410-0	GROUP HEALTH INS-RETIRES	523,177	592,928	592,928	592,928	503,789	-15.03 %
1013100	50415-0	GROUP LIFE INSURANCE	80,070	120,712	52,065	120,712	122,657	1.61 %
1013100	50430-0	WORKERS COMP INSURANCE	119,066	130,427	130,427	130,427	131,400	0.75 %
1013100	50500-0	RETIREMENT/MEDICARE TAX	6,555,796	7,547,325	3,403,152	7,547,325	8,642,722	14.51 %
1013100	50900-0	ACCRUED SICK/ANNUAL LEAVE	1,305,175	134,226	724,277	134,226	5,541	-95.87 %
TOTAL PERSONNEL COSTS			29,927,483	31,804,713	16,944,188	31,844,713	32,742,805	2.95 %
1013100	50600-0	TRAINING OF PERSONNEL	35,974	28,499	1,924	28,499	28,499	0.00 %
1013100	50640-0	TRAINING-SWAT	73,564	76,728	21,334	76,728	83,237	8.48 %
1013100	50820-0	UNIFORMS-SWAT	5,782	8,048	772	8,048	8,048	0.00 %
1013100	56020-0	EAP PROGRAM	14,861	18,150	7,430	18,150	18,150	0.00 %
1013100	57180-0	SOFTWARE SUPPORT	179,737	(1,500)	7,161	(1,500)	0	-100.00 %
1013100	69070-0	CONTR SERV-HARDWARE SUPPORT	0	1,836	0	1,836	1,836	0.00 %
1013100	69120-0	RENT	0	4,392	4,392	4,392	4,392	0.00 %
1013100	70000-0	DUES & LICENSES	3,785	11,500	10,368	10,000	15,000	30.43 %
1013100	70123-614	OTHER INSURANCE PREMIUMS-RM	114,248	198,036	137,772	198,036	150,899	-23.80 %
1013100	70200-0	POSTAGE/SHIPPING CHARGES	0	43	0	43	43	0.00 %
1013100	70400-0	PUBLICATION & RECORDATION	1,037	5,000	0	5,000	5,000	0.00 %
1013100	70800-0	TRAVEL & MEETINGS	1,707	2,320	790	2,320	2,320	0.00 %
1013100	70803-0	TRAVEL & MEET-ACCREDITATION	626	12,860	2,149	12,860	12,860	0.00 %
1013100	70815-0	TRAVEL & MEET-RECRUITMENT	220	5,000	445	5,000	5,000	0.00 %
1013100	70907-0	CONTRACTUAL SERVICES	287,248	255,702	127,608	257,202	247,202	-3.32 %

**LAFAYETTE CONSOLIDATED GOVERNMENT
2024 - 2025 ADOPTED BUDGET
ANNUAL BUDGET BY FUND
GENERAL FUND - CITY DETAILED PRO FORMA**

ACCOUNT			ACTUAL	CUR BUDGET	ACTUAL AT	PROJECTED	ADOPTED	ADOPTED
			FY 22-23	FY 23-24	4/30/2024	FY 23-24	FY 24-25	VS CURRENT
1013100	70994-0	CONTR SERV-ACCREDITATION	16,048	18,255	16,719	18,255	18,255	0.00 %
1013100	71022-0	CONTR SERV-SAAS COSTS	0	274,128	101,755	274,128	0	-100.00 %
1013100	72528-0	SUP & MAT-IN CAR CAMERA	8,836	19,191	0	19,191	19,191	0.00 %
1013100	72535-0	SUP & MAT-SWAT	10,490	29,740	11,558	29,740	29,740	0.00 %
1013100	72536-0	SUP & MAT-SWAT AMMUNITION	24,309	12,061	9,930	12,061	12,061	0.00 %
1013100	72700-0	SUPPLIES & MATERIALS	993	1,000	55	1,000	1,000	0.00 %
1013100	72815-0	SUP & MAT-RECRUITMENT	2,329	5,000	0	5,000	2,500	-50.00 %
1013100	72925-0	SUP & MAT-COMPUTER EQUIPMENT	4,793	6,937	3,509	6,937	6,937	0.00 %
1013100	76140-0	EXT APP-BOY SCOUTS/AMERICA	2,185	3,500	0	3,500	3,500	0.00 %
1013100	76310-0	EXT APP-LACCP	0	1,500	0	1,500	1,500	0.00 %
1013100	78000-0	UNINSURED LOSSES	2,846,534	1,538,074	0	1,837,452	3,663,527	138.19 %
1013100	78557-0	LEASE PRINCIPAL	1,685	0	0	0	0	0.00 %
1013100	80250-0	LEASE INTEREST	2,308	0	0	0	0	0.00 %
1013100	80771-0	MISC EXP-PY ADJUSTMENT	(17,159)	0	(72)	0	0	0.00 %
TOTAL NON-PERSONNEL COSTS			3,622,140	2,536,000	465,599	2,835,378	4,340,697	71.16 %
PD-PATROL			1,199,759	1,444,498	662,279	1,444,498	1,585,046	9.73 %
3120 PD-PATROL			1,199,759	1,444,498	662,279	1,444,498	1,585,046	9.73 %
1013120	50200-0	OVERTIME	54,080	86,716	24,636	86,716	96,620	11.42 %
1013120	50209-0	OVERTIME-COURT APPEARANCE	116,795	208,080	62,164	208,080	231,845	11.42 %
1013120	50213-0	OVERTIME-CRIMINAL PATROL P-1	169,572	157,662	86,967	157,662	175,669	11.42 %
1013120	50214-0	OVERTIME-CRIMINAL PATROL P-2	120,804	107,420	58,692	107,420	119,689	11.42 %
1013120	50215-0	OVERTIME-CRIMINAL PATROL P-3	96,890	102,000	61,955	102,000	113,650	11.42 %
1013120	50217-0	OVERTIME-DOWNTOWN DETAIL	213,484	250,000	115,787	250,000	278,553	11.42 %
1013120	50231-0	OVERTIME-CRIMINAL PATROL P-4	148,132	151,817	87,986	151,817	169,156	11.42 %
1013120	50236-0	OVERTIME-PATROL SUPPORT	45,372	41,616	26,853	41,616	46,369	11.42 %
1013120	50242-0	OVERTIME-SIMCOE STREET DETAIL	130,562	150,000	73,062	150,000	167,132	11.42 %
1013120	50244-0	OVERTIME-CRIMINAL PATROL P-5	32,062	60,180	15,299	60,180	67,053	11.42 %
TOTAL PERSONNEL COSTS			1,127,753	1,315,491	613,401	1,315,491	1,465,736	11.42 %
1013120	50602-0	TRAINING OF PERSONNEL-TRAFFIC	2,345	5,000	2,310	5,000	5,000	0.00 %
1013120	50623-0	TRAINING-K-9	1,004	11,560	3,178	11,560	11,560	0.00 %
1013120	54041-0	DOWNTOWN DETAIL-PD RESERVES	0	25,836	0	25,836	0	-100.00 %
1013120	70933-0	CONTR SERV-K-9	21,061	13,824	6,946	13,824	15,000	8.51 %
1013120	70939-0	CONTR SERV-MOUNTED PATROL	20,141	32,968	24,316	32,968	38,000	15.26 %
1013120	72530-0	SUP & MAT-K-9	8,322	10,803	2,858	10,803	15,000	38.85 %
1013120	72545-0	SUP & MAT-MOUNTED PATROL	16,403	23,516	9,270	23,516	28,000	19.07 %
1013120	72700-0	SUPPLIES & MATERIALS	2,730	4,750	0	4,750	4,750	0.00 %
1013120	72706-0	SUP & MAT-TRAFFIC	0	750	0	750	2,000	166.67 %
TOTAL NON-PERSONNEL COSTS			72,006	129,007	48,878	129,007	119,310	-7.52 %
PD-SERVICES			4,991,985	4,511,811	2,499,529	4,471,811	4,939,957	9.49 %
3130 PD-SERVICES			4,991,985	4,511,811	2,499,529	4,471,811	4,939,957	9.49 %
1013130	50000-0	PERSONNEL SALARIES	1,674	0	2,539	0	0	0.00 %
1013130	50100-0	TEMPORARY EMPLOYEES	93,684	100,000	58,464	100,000	150,000	50.00 %
1013130	50110-0	TEMP EMP-CROSSING GUARDS	111,716	107,067	61,380	107,067	107,067	0.00 %
1013130	50203-0	OVERTIME-ADMINISTRATIVE TASK	11,062	20,000	7,569	20,000	22,284	11.42 %
1013130	50204-0	OVERTIME-CHRISTMAS PARADE	4,927	7,655	7,573	7,655	8,529	11.42 %
1013130	50205-0	OVERTIME-CITIZEN'S POLICE ACAD	4,080	6,120	0	6,120	6,819	11.42 %
1013130	50207-0	OVERTIME-COMMUNICATIONS	180,867	125,000	63,045	125,000	139,276	11.42 %
1013130	50222-0	OVERTIME-MLK PARADE	3,086	15,000	3,566	15,000	11,713	-21.91 %
1013130	50226-0	OVERTIME-PUBLIC INFO CALL OUT	10,819	12,485	6,886	12,485	13,911	11.42 %
1013130	50234-0	OVERTIME-BLACK HISTORY PARADE	19,017	20,000	20,596	20,000	22,284	11.42 %
1013130	50248-0	OVERTIME-VETERANS DAY PARADE	1,257	6,000	5,027	6,000	6,685	11.42 %

**LAFAYETTE CONSOLIDATED GOVERNMENT
2024 - 2025 ADOPTED BUDGET
ANNUAL BUDGET BY FUND
GENERAL FUND - CITY DETAILED PRO FORMA**

<u>ACCOUNT</u>			<u>ACTUAL</u>	<u>CUR BUDGET</u>	<u>ACTUAL AT</u>	<u>PROJECTED</u>	<u>ADOPTED</u>	<u>ADOPTED</u>
			<u>FY 22-23</u>	<u>FY 23-24</u>	<u>4/30/2024</u>	<u>FY 23-24</u>	<u>FY 24-25</u>	<u>VS</u>
								<u>CURRENT</u>
1013130	50250-0	OVERTIME-TRAINING	0	0	0	0	5,000	100.00 %
1013130	50251-0	OVERTIME-GULF BREW DETAIL	0	0	0	0	5,000	100.00 %
1013130	50415-0	GROUP LIFE INSURANCE	8	0	0	0	0	0.00 %
1013130	50500-0	RETIREMENT/MEDICARE TAX	14,726	3,504	9,542	3,504	11,910	239.90 %
TOTAL PERSONNEL COSTS			456,923	422,831	246,187	422,831	510,478	20.73 %
1013130	50600-0	TRAINING OF PERSONNEL	261,762	300,000	127,234	300,000	390,000	30.00 %
1013130	50610-0	TRAINING-COLLEGE REIMBURSEMENT	11,579	14,200	4,435	14,200	14,200	0.00 %
1013130	50627-0	TRAINING-LPSB RESOURCE OFFICER	17,312	20,000	14,547	20,000	20,000	0.00 %
1013130	50635-0	TRAINING-RESERVE OFFICERS	3,022	8,730	0	8,730	8,730	0.00 %
1013130	50641-0	TRAINING-TEURLINGS CATH HS-SRO	1,440	2,300	500	2,300	0	-100.00 %
1013130	50642-0	TRAINING-LAF CHRISTIAN ACA-SRO	2,212	2,300	500	2,300	0	-100.00 %
1013130	50800-0	UNIFORMS	186,981	263,500	122,549	223,500	255,060	-3.20 %
1013130	50825-0	UNIFORMS-WEAPONS	15,796	18,454	5,423	18,454	18,454	0.00 %
1013130	56070-0	HEALTH SCREENS	4,830	10,632	0	10,632	10,632	0.00 %
1013130	60000-0	BUILDING MAINTENANCE	106,244	125,000	55,616	125,000	135,000	8.00 %
1013130	63000-0	EQUIPMENT MAINTENANCE	25,194	73,264	5,395	73,264	63,264	-13.65 %
1013130	65000-0	GROUND MAINTENANCE	27,879	39,000	12,978	39,000	47,000	20.51 %
1013130	66000-0	JANITORIAL SUPPLIES & SERVICES	28,794	35,000	6,774	35,000	37,000	5.71 %
1013130	67000-0	UTILITIES	311,751	262,855	97,224	262,855	302,284	15.00 %
1013130	70200-0	POSTAGE/SHIPPING CHARGES	6,836	4,752	4,742	4,752	6,752	42.09 %
1013130	70300-0	PRINTING & BINDING	3,211	4,752	89	4,752	4,752	0.00 %
1013130	70400-0	PUBLICATION & RECORDATION	0	450	428	450	450	0.00 %
1013130	70500-0	TELECOMMUNICATIONS	453,230	300,000	250,765	300,000	400,000	33.33 %
1013130	70505-0	TELECOMM-AIRCARD-160	229,328	250,000	119,674	250,000	275,000	10.00 %
1013130	70735-0	TOURISM-FEST ACADIENS(IN KIND)	43,302	45,000	1,112	45,000	51,750	15.00 %
1013130	70750-0	TOURISM-INT FESTIVAL (IN KIND)	161,206	155,000	123	155,000	185,000	19.35 %
1013130	70800-0	TRAVEL & MEETINGS	0	1,397	0	1,397	1,397	0.00 %
1013130	70902-0	DUPLICATING EQUIPMENT EXPENSES	18,861	13,640	6,853	13,640	18,000	31.96 %
1013130	70904-0	MARDI GRAS EXPENSE (IN KIND)	256,201	294,849	294,670	294,849	304,849	3.39 %
1013130	70907-0	CONTRACTUAL SERVICES	45,871	61,340	21,992	61,340	61,340	0.00 %
1013130	70926-0	CONTR SERV-FALSE ALARM EXP	13,284	42,950	10,871	42,950	42,950	0.00 %
1013130	71005-0	CONTR SERV-SPECIAL EVENTS	20,000	0	0	0	0	0.00 %
1013130	71026-0	ST PATRICK DAY PDE (IN-KIND)	0	6,000	0	6,000	6,000	0.00 %
1013130	72520-0	SUP & MAT-CRIME PREVENTION	2,758	3,126	0	3,126	4,126	31.99 %
1013130	72525-0	SUP & MAT-CRIME STOPPERS	0	1,191	400	1,191	2,191	83.96 %
1013130	72550-0	SUP & MAT-TRAINING AMMUNITION	99,366	144,000	0	144,000	144,000	0.00 %
1013130	72600-0	TRANSPORTATION	2,079,726	1,500,000	1,037,516	1,500,000	1,519,000	1.27 %
1013130	72700-0	SUPPLIES & MATERIALS	94,678	80,298	49,738	80,298	85,298	6.23 %
1013130	72735-0	SUP & MAT-EVIDENCE	2,408	5,000	1,194	5,000	15,000	200.00 %
TOTAL NON-PERSONNEL COSTS			4,535,062	4,088,980	2,253,342	4,048,980	4,429,479	8.33 %
PD-CRIMINAL INVESTIGATION			616,171	747,088	299,978	747,088	744,809	-0.31 %
3140 PD-CRIMINAL INVESTIGATION			616,171	747,088	299,978	747,088	744,809	-0.31 %
1013140	50211-0	OVERTIME-CRIME SCENE	36,651	30,000	9,237	30,000	43,440	44.80 %
1013140	50212-0	OVERTIME-CRIMINAL INVEST	111,972	99,967	55,213	99,967	111,384	11.42 %
1013140	50238-0	OVERTIME-METRO NARCOTICS	82,015	85,111	36,937	85,111	94,832	11.42 %
1013140	50500-0	RETIREMENT/MEDICARE TAX	0	24	0	24	0	-100.00 %
TOTAL PERSONNEL COSTS			230,638	215,102	101,387	215,102	249,656	16.06 %
1013140	50646-0	TRAINING-METRO NARCOTICS	15,448	15,000	3,262	15,000	15,000	0.00 %
1013140	50925-0	VEHICLE SUBSIDY LEASES	55,273	55,750	19,063	55,750	55,750	0.00 %
1013140	56000-0	CORONER FEES	161,057	195,817	88,766	195,817	195,817	0.00 %
1013140	57181-0	SOFTWARE SUPP-METRO NARCOTICS	7,156	0	0	0	0	0.00 %

**LAFAYETTE CONSOLIDATED GOVERNMENT
2024 - 2025 ADOPTED BUDGET
ANNUAL BUDGET BY FUND
GENERAL FUND - CITY DETAILED PRO FORMA**

<u>ACCOUNT</u>	<u>ACTUAL</u> <u>FY 22-23</u>	<u>CUR BUDGET</u> <u>FY 23-24</u>	<u>ACTUAL AT</u> <u>4/30/2024</u>	<u>PROJECTED</u> <u>FY 23-24</u>	<u>ADOPTED</u> <u>FY 24-25</u>	<u>ADOPTED</u> <u>VS</u> <u>CURRENT</u>
EQUIP MAINT-NEIGHBORHD						
1013140 63070-0	98,658	175,040	67,724	175,040	160,040	-8.57 %
1013140 70530-0	0	11,833	0	11,833	0	-100.00 %
1013140 70907-0	10,775	6,178	2,188	6,178	6,178	0.00 %
1013140 70920-0	6,251	5,184	0	5,184	5,184	0.00 %
1013140 72300-0	0	950	0	950	950	0.00 %
1013140 72500-0	13,514	22,334	1,097	22,334	12,334	-44.77 %
1013140 72532-0	10,000	15,000	15,000	15,000	15,000	0.00 %
1013140 72551-0	1,550	22,800	1,355	22,800	22,800	0.00 %
1013140 72700-0	3,630	3,820	136	3,820	3,820	0.00 %
1013140 76720-0	2,221	2,280	0	2,280	2,280	0.00 %
TOTAL NON-PERSONNEL COSTS	385,533	531,986	198,591	531,986	495,153	-6.92 %
FIRE DEPARTMENT	28,003,845	30,956,604	15,575,427	30,894,390	32,275,333	4.26 %
FD-ADMINISTRATION	1,500,127	1,414,938	727,499	1,352,724	2,043,751	44.44 %
4100 FD-ADMINISTRATION	1,500,127	1,414,938	727,499	1,352,724	2,043,751	44.44 %
1014100 50000-0	248,027	251,835	114,193	251,835	271,267	7.72 %
1014100 50400-0	23,248	21,904	21,904	21,904	21,904	0.00 %
1014100 50410-0	360,371	412,684	412,684	412,684	355,899	-13.76 %
1014100 50415-0	916	1,075	587	1,075	1,191	10.79 %
1014100 50430-0	1,365	1,398	1,398	1,398	1,503	7.51 %
1014100 50500-0	86,386	87,837	39,818	87,837	114,079	29.88 %
TOTAL PERSONNEL COSTS	720,313	776,733	590,584	776,733	765,843	-1.40 %
1014100 70000-0	849	1,391	182	1,391	1,641	17.97 %
1014100 70123-614	99,086	181,288	132,444	181,288	148,912	-17.86 %
1014100 70200-0	1,504	1,552	468	1,552	1,552	0.00 %
1014100 70300-0	0	100	0	100	100	0.00 %
1014100 70800-0	22,474	18,300	717	18,300	18,300	0.00 %
1014100 70902-0	1,091	1,433	766	1,433	1,933	34.89 %
1014100 72600-0	4,366	5,000	1,944	5,000	4,900	-2.00 %
1014100 72700-0	1,074	1,981	394	1,981	2,481	25.24 %
1014100 78000-0	649,370	427,160	0	364,946	1,098,089	157.07 %
TOTAL NON-PERSONNEL COSTS	779,814	638,205	136,915	575,991	1,277,908	100.23 %
FD-EMERGENCY OPERATIONS	23,137,216	25,497,066	12,804,786	25,497,066	26,143,437	2.54 %
4120 FD-EMERGENCY OPERATIONS	23,023,621	25,361,267	12,748,807	25,361,267	26,004,344	2.54 %
1014120 50000-0	13,376,558	14,787,479	6,492,643	14,797,479	14,729,419	-0.39 %
1014120 50050-0	363,932	375,103	285,480	375,103	421,765	12.44 %
1014120 50200-0	802,690	790,770	419,323	790,770	889,140	12.44 %
1014120 50300-0	0	194,278	0	194,278	256,294	31.92 %
1014120 50400-0	2,151,708	2,043,714	2,043,714	2,043,714	2,054,774	0.54 %
1014120 50415-0	61,356	84,767	39,085	84,767	84,341	-0.50 %
1014120 50430-0	80,853	90,395	90,395	90,395	89,483	-1.01 %
1014120 50500-0	4,792,293	5,146,961	2,336,266	5,146,961	5,976,519	16.12 %
1014120 50900-0	210,292	496,620	436,664	496,620	227,800	-54.13 %
TOTAL PERSONNEL COSTS	21,839,682	24,010,087	12,143,570	24,020,087	24,729,535	3.00 %
1014120 50600-0	4,513	0	0	0	0	0.00 %
1014120 50800-0	119,412	178,500	46,607	178,500	178,500	0.00 %
1014120 56040-0	20,850	23,000	0	23,000	23,000	0.00 %
1014120 60000-0	19,151	23,250	14,229	23,250	23,250	0.00 %
1014120 63000-0	16,839	31,734	10,905	31,734	31,734	0.00 %
1014120 65000-0	306	846	844	846	846	0.00 %

**LAFAYETTE CONSOLIDATED GOVERNMENT
2024 - 2025 ADOPTED BUDGET
ANNUAL BUDGET BY FUND
GENERAL FUND - CITY DETAILED PRO FORMA**

<u>ACCOUNT</u>			<u>ACTUAL</u>	<u>CUR BUDGET</u>	<u>ACTUAL AT</u>	<u>PROJECTED</u>	<u>ADOPTED</u>	<u>ADOPTED</u>
			<u>FY 22-23</u>	<u>FY 23-24</u>	<u>4/30/2024</u>	<u>FY 23-24</u>	<u>FY 24-25</u>	<u>VS</u>
								<u>CURRENT</u>
1014120	66000-0	JANITORIAL SUPPLIES & SERVICES	23,484	27,789	13,728	17,789	17,789	-35.99 %
1014120	67000-0	UTILITIES	175,821	181,069	79,609	181,069	181,069	0.00 %
1014120	70300-0	PRINTING & BINDING	0	345	31	345	345	0.00 %
1014120	70400-0	PUBLICATION & RECORDATION	935	1,059	456	1,059	1,059	0.00 %
1014120	70902-0	DUPLICATING EQUIPMENT EXPENSES	0	1,200	0	1,200	1,200	0.00 %
1014120	70907-0	CONTRACTUAL SERVICES	41,002	53,902	29,299	53,902	60,902	12.99 %
1014120	71022-0	CONTR SERV-SAAS COSTS	0	66,000	48,038	66,000	0	-100.00 %
1014120	72401-0	SUP & MAT-BUNKER GEAR	0	976	0	976	976	0.00 %
1014120	72420-0	MEDICAL SUPPLIES & MATERIALS	23,477	21,370	9,924	21,370	23,370	9.36 %
1014120	72600-0	TRANSPORTATION	698,743	688,540	327,451	688,540	674,769	-2.00 %
1014120	72700-0	SUPPLIES & MATERIALS	39,406	51,600	24,116	51,600	56,000	8.53 %
TOTAL NON-PERSONNEL COSTS			1,183,939	1,351,180	605,237	1,341,180	1,274,809	-5.65 %
4121 FD-EO-HAZMAT			113,595	135,799	55,979	135,799	139,093	2.43 %
1014121	50000-0	PERSONNEL SALARIES	70,072	78,028	35,150	78,028	79,733	2.19 %
1014121	50400-0	GROUP HEALTH INSURANCE	11,683	11,006	11,006	11,006	11,006	0.00 %
1014121	50415-0	GROUP LIFE INSURANCE	319	372	209	372	372	0.00 %
1014121	50430-0	WORKERS COMP INSURANCE	408	460	460	460	469	1.96 %
1014121	50500-0	RETIREMENT/MEDICARE TAX	5,325	1,236	520	1,236	1,536	24.27 %
TOTAL PERSONNEL COSTS			87,807	91,102	47,345	91,102	93,116	2.21 %
1014121	56030-0	EMPLOYEE PHYSICALS	0	16,845	0	16,845	18,000	6.86 %
1014121	63000-0	EQUIPMENT MAINTENANCE	260	500	21	500	500	0.00 %
1014121	70000-0	DUES & LICENSES	0	86	0	86	86	0.00 %
1014121	72420-0	MEDICAL SUPPLIES & MATERIALS	0	3,000	0	3,000	3,000	0.00 %
1014121	72600-0	TRANSPORTATION	22,928	22,000	7,597	22,000	21,560	-2.00 %
1014121	72700-0	SUPPLIES & MATERIALS	835	1,066	611	1,066	1,066	0.00 %
1014121	72740-0	SUP & MAT-FOAM/ABSORBANT	1,765	1,200	405	1,200	1,765	47.08 %
TOTAL NON-PERSONNEL COSTS			25,788	44,697	8,634	44,697	45,977	2.86 %
FD-TECHNICAL OPERATIONS			3,366,502	4,044,600	2,043,142	4,044,600	4,088,145	1.08 %
4131 FD-TO-COMMUNICATIONS			1,364,361	1,516,560	773,114	1,516,560	1,509,216	-0.48 %
1014131	50000-0	PERSONNEL SALARIES	759,724	888,599	388,310	897,599	837,110	-5.79 %
1014131	50050-0	SALARIES-HOLIDAY PAY	15,719	17,427	11,785	17,427	19,595	12.44 %
1014131	50200-0	OVERTIME	111,671	66,581	65,231	57,581	71,502	7.39 %
1014131	50400-0	GROUP HEALTH INSURANCE	93,228	98,838	98,838	98,838	98,838	0.00 %
1014131	50415-0	GROUP LIFE INSURANCE	3,359	4,617	2,185	4,617	4,567	-1.08 %
1014131	50430-0	WORKERS COMP INSURANCE	4,272	5,015	5,015	5,015	4,752	-5.24 %
1014131	50500-0	RETIREMENT/MEDICARE TAX	249,344	286,939	129,421	286,939	324,368	13.04 %
TOTAL PERSONNEL COSTS			1,237,317	1,368,016	700,785	1,368,016	1,360,732	-0.53 %
1014131	63000-0	EQUIPMENT MAINTENANCE	13,482	14,680	10,989	14,680	14,680	0.00 %
1014131	70000-0	DUES & LICENSES	912	1,062	948	1,062	1,062	0.00 %
1014131	70500-0	TELECOMMUNICATIONS	109,441	126,587	57,858	126,587	126,587	0.00 %
1014131	72600-0	TRANSPORTATION	967	2,993	1,059	2,993	2,933	-2.00 %
1014131	72700-0	SUPPLIES & MATERIALS	2,242	3,222	1,475	3,222	3,222	0.00 %
TOTAL NON-PERSONNEL COSTS			127,044	148,544	72,329	148,544	148,484	-0.04 %
4132 FD-TO-FIRE PREVENTION			1,261,845	1,570,035	742,258	1,570,035	1,698,360	8.17 %
1014132	50000-0	PERSONNEL SALARIES	803,744	996,657	435,974	1,000,657	1,031,462	3.49 %
1014132	50050-0	SALARIES-HOLIDAY PAY	0	200	0	200	225	12.50 %
1014132	50200-0	OVERTIME	21,154	19,491	8,064	19,491	21,916	12.44 %
1014132	50249-0	OVERTIME-FIRE WATCH	154	55,000	21,131	55,000	61,842	12.44 %
1014132	50400-0	GROUP HEALTH INSURANCE	81,486	93,254	93,254	93,254	93,254	0.00 %

**LAFAYETTE CONSOLIDATED GOVERNMENT
2024 - 2025 ADOPTED BUDGET
ANNUAL BUDGET BY FUND
GENERAL FUND - CITY DETAILED PRO FORMA**

<u>ACCOUNT</u>			<u>ACTUAL</u>	<u>CUR BUDGET</u>	<u>ACTUAL AT</u>	<u>PROJECTED</u>	<u>ADOPTED</u>	<u>ADOPTED</u>
			<u>FY 22-23</u>	<u>FY 23-24</u>	<u>4/30/2024</u>	<u>FY 23-24</u>	<u>FY 24-25</u>	<u>VS</u>
								<u>CURRENT</u>
1014132	50415-0	GROUP LIFE INSURANCE	3,630	4,608	2,570	4,608	4,972	7.90 %
1014132	50430-0	WORKERS COMP INSURANCE	4,581	5,561	5,561	5,561	5,998	7.86 %
1014132	50500-0	RETIREMENT/MEDICARE TAX	273,449	335,510	134,503	335,510	388,747	15.87 %
1014132	50900-0	ACCRUED SICK/ANNUAL LEAVE	0	0	0	0	20,809	100.00 %
TOTAL PERSONNEL COSTS			1,188,198	1,510,281	701,057	1,514,281	1,629,225	7.88 %
1014132	60000-0	BUILDING MAINTENANCE	106	821	268	821	821	0.00 %
1014132	63000-0	EQUIPMENT MAINTENANCE	82	290	12	290	290	0.00 %
1014132	66000-0	JANITORIAL SUPPLIES & SERVICES	1,236	2,200	809	1,200	1,200	-45.45 %
1014132	70000-0	DUES & LICENSES	556	800	428	800	800	0.00 %
1014132	70300-0	PRINTING & BINDING	370	1,432	351	432	432	-69.83 %
1014132	70700-0	TOURISM	6,926	6,000	1,512	6,000	6,000	0.00 %
1014132	70902-0	DUPLICATING EQUIPMENT EXPENSES	597	1,133	326	1,133	1,133	0.00 %
1014132	70907-0	CONTRACTUAL SERVICES	0	116	0	116	116	0.00 %
1014132	71022-0	CONTR SERV-SAAS COSTS	0	500	0	500	0	-100.00 %
1014132	72600-0	TRANSPORTATION	59,759	40,239	33,972	40,239	53,343	32.57 %
1014132	72700-0	SUPPLIES & MATERIALS	4,015	6,223	3,523	4,223	5,000	-19.65 %
TOTAL NON-PERSONNEL COSTS			73,647	59,754	41,201	55,754	69,135	15.70 %
4133 FD-TO-TRAINING			740,296	958,005	527,770	958,005	880,569	-8.08 %
1014133	50000-0	PERSONNEL SALARIES	377,744	431,225	174,887	432,405	422,538	-2.01 %
1014133	50050-0	SALARIES-HOLIDAY PAY	0	1,180	1,180	0	0	-100.00 %
1014133	50100-0	TEMPORARY EMPLOYEES	6,991	0	0	0	0	0.00 %
1014133	50200-0	OVERTIME	4,045	10,200	9,460	10,200	11,469	12.44 %
1014133	50400-0	GROUP HEALTH INSURANCE	70,039	60,452	60,452	60,452	60,452	0.00 %
1014133	50415-0	GROUP LIFE INSURANCE	1,703	2,149	1,029	2,149	2,226	3.58 %
1014133	50430-0	WORKERS COMP INSURANCE	2,266	2,529	2,529	2,529	2,477	-2.06 %
1014133	50500-0	RETIREMENT/MEDICARE TAX	112,039	128,357	62,622	128,357	193,817	51.00 %
1014133	50900-0	ACCRUED SICK/ANNUAL LEAVE	0	134,487	148,173	134,487	0	-100.00 %
TOTAL PERSONNEL COSTS			574,827	770,579	460,332	770,579	692,979	-10.07 %
1014133	50600-0	TRAINING OF PERSONNEL	78,642	90,000	32,509	90,000	90,000	0.00 %
1014133	60000-0	BUILDING MAINTENANCE	16,442	18,650	5,032	18,650	18,650	0.00 %
1014133	63000-0	EQUIPMENT MAINTENANCE	3,938	4,000	535	4,000	4,000	0.00 %
1014133	66000-0	JANITORIAL SUPPLIES & SERVICES	1,474	1,475	356	1,475	1,475	0.00 %
1014133	67000-0	UTILITIES	23,745	21,000	9,368	21,000	22,300	6.19 %
1014133	70300-0	PRINTING & BINDING	0	90	0	90	90	0.00 %
1014133	70700-0	TOURISM	664	1,550	790	1,550	1,000	-35.48 %
1014133	70902-0	DUPLICATING EQUIPMENT EXPENSES	2,820	4,633	1,191	4,633	4,633	0.00 %
1014133	70907-0	CONTRACTUAL SERVICES	18,726	21,000	9,385	21,000	21,000	0.00 %
1014133	71022-0	CONTR SERV-SAAS COSTS	0	400	0	400	0	-100.00 %
1014133	72600-0	TRANSPORTATION	7,877	9,300	3,411	9,300	9,114	-2.00 %
1014133	72700-0	SUPPLIES & MATERIALS	7,096	10,650	1,649	10,650	10,650	0.00 %
1014133	72810-0	SUP & MAT-PROPANE	4,045	4,500	3,034	4,500	4,500	0.00 %
1014133	76140-0	EXT APP-BOY SCOUTS/AMERICA	0	178	178	178	178	0.00 %
TOTAL NON-PERSONNEL COSTS			165,469	187,426	67,438	187,426	187,590	0.09 %
PUBLIC WORKS DEPARTMENT			2,248,410	2,450,597	1,024,161	2,438,791	2,534,152	3.41 %
PW-FACILITY MAINTENANCE			2,248,410	2,450,597	1,024,161	2,438,791	2,534,152	3.41 %
5141 PW-FM-ADMINISTRATION			604,691	596,033	249,064	597,829	640,433	7.45 %
1015141	50000-0	PERSONNEL SALARIES	248,538	251,542	114,675	251,542	278,666	10.78 %
1015141	50200-0	OVERTIME	478	1,500	946	1,500	2,000	33.33 %
1015141	50400-0	GROUP HEALTH INSURANCE	40,802	38,440	38,440	38,440	38,440	0.00 %
1015141	50415-0	GROUP LIFE INSURANCE	977	1,409	626	1,409	1,515	7.52 %

**LAFAYETTE CONSOLIDATED GOVERNMENT
2024 - 2025 ADOPTED BUDGET
ANNUAL BUDGET BY FUND
GENERAL FUND - CITY DETAILED PRO FORMA**

<u>ACCOUNT</u>			<u>ACTUAL</u>	<u>CUR BUDGET</u>	<u>ACTUAL AT</u>	<u>PROJECTED</u>	<u>ADOPTED</u>	<u>ADOPTED</u>
			<u>FY 22-23</u>	<u>FY 23-24</u>	<u>4/30/2024</u>	<u>FY 23-24</u>	<u>FY 24-25</u>	<u>VS</u>
								<u>CURRENT</u>
1015141	50430-0	WORKERS COMP INSURANCE	1,338	1,364	1,364	1,364	1,505	10.34 %
1015141	50500-0	RETIREMENT/MEDICARE TAX	70,391	71,749	32,440	71,749	75,278	4.92 %
TOTAL PERSONNEL COSTS			362,524	366,004	188,491	366,004	397,404	8.58 %
1015141	60000-0	BUILDING MAINTENANCE	36,028	39,784	29,250	39,784	49,784	25.14 %
1015141	63000-0	EQUIPMENT MAINTENANCE	3,934	11,100	905	11,100	13,100	18.02 %
1015141	66000-0	JANITORIAL SUPPLIES & SERVICES	5,082	6,220	1,786	6,220	6,220	0.00 %
1015141	66020-0	JAN SUP & SERV-CONTRACT	41,497	49,500	23,517	49,500	50,500	2.02 %
1015141	67000-0	UTILITIES	2,093	6,700	730	6,700	6,700	0.00 %
1015141	70300-0	PRINTING & BINDING	0	75	0	75	75	0.00 %
1015141	70400-0	PUBLICATION & RECORDATION	690	750	0	750	750	0.00 %
1015141	70500-0	TELECOMMUNICATIONS	3,945	8,500	2,378	8,500	8,500	0.00 %
1015141	70907-0	CONTRACTUAL SERVICES	144,058	103,700	1,535	103,700	103,700	0.00 %
1015141	72100-0	EQUIPMENT RENTAL	85	100	0	100	100	0.00 %
1015141	72700-0	SUPPLIES & MATERIALS	2,719	3,600	472	3,600	3,600	0.00 %
1015141	78000-0	UNINSURED LOSSES	2,036	0	0	1,796	0	0.00 %
TOTAL NON-PERSONNEL COSTS			242,167	230,029	60,573	231,825	243,029	5.65 %
5142 PW-FM-BUILDING MAINTENANCE			511,703	587,938	259,706	574,336	620,569	5.55 %
1015142	50000-0	PERSONNEL SALARIES	220,146	265,128	87,105	265,128	282,799	6.67 %
1015142	50100-0	TEMPORARY EMPLOYEES	1,862	12,000	5,615	7,000	17,000	41.67 %
1015142	50200-0	OVERTIME	12,580	25,500	4,024	30,500	31,110	22.00 %
1015142	50400-0	GROUP HEALTH INSURANCE	58,297	65,982	65,982	65,982	54,976	-16.68 %
1015142	50415-0	GROUP LIFE INSURANCE	901	1,721	512	1,721	1,674	-2.73 %
1015142	50430-0	WORKERS COMP INSURANCE	1,587	1,557	1,557	1,557	1,526	-1.99 %
1015142	50500-0	RETIREMENT/MEDICARE TAX	63,781	63,569	24,639	63,569	65,477	3.00 %
1015142	50900-0	ACCRUED SICK/ANNUAL LEAVE	38,027	0	0	0	0	0.00 %
TOTAL PERSONNEL COSTS			397,181	435,457	189,434	435,457	454,562	4.39 %
1015142	50800-0	UNIFORMS	681	2,362	0	2,362	2,562	8.47 %
1015142	60052-0	BUILD MAINT-CITY BUILDING	48,646	68,475	48,077	68,475	88,475	29.21 %
1015142	63000-0	EQUIPMENT MAINTENANCE	1,623	2,450	156	2,450	3,000	22.45 %
1015142	72600-0	TRANSPORTATION	51,170	51,158	12,581	51,158	50,134	-2.00 %
1015142	72700-0	SUPPLIES & MATERIALS	11,037	11,344	9,458	11,344	15,000	32.23 %
1015142	78000-0	UNINSURED LOSSES	1,365	16,692	0	3,090	6,836	-59.05 %
TOTAL NON-PERSONNEL COSTS			114,522	152,481	70,272	138,879	166,007	8.87 %
5143 PW-FM-CITY HALL MAINTENANCE			725,291	818,191	334,055	818,191	808,715	-1.16 %
1015143	50000-0	PERSONNEL SALARIES	45,314	64,498	21,161	64,498	60,916	-5.55 %
1015143	50200-0	OVERTIME	358	2,436	60	2,436	3,000	23.15 %
1015143	50400-0	GROUP HEALTH INSURANCE	23,307	21,958	21,958	21,958	10,952	-50.12 %
1015143	50415-0	GROUP LIFE INSURANCE	194	421	125	421	363	-13.78 %
1015143	50430-0	WORKERS COMP INSURANCE	373	381	381	381	329	-13.65 %
1015143	50500-0	RETIREMENT/MEDICARE TAX	14,003	17,533	6,540	17,533	17,991	2.61 %
TOTAL PERSONNEL COSTS			83,549	107,227	50,225	107,227	93,551	-12.75 %
1015143	50800-0	UNIFORMS	481	500	0	500	500	0.00 %
1015143	60000-0	BUILDING MAINTENANCE	92,834	116,500	36,601	116,500	116,500	0.00 %
1015143	63000-0	EQUIPMENT MAINTENANCE	52,672	67,524	10,163	67,524	70,524	4.44 %
1015143	65000-0	GROUND MAINTENANCE	25,105	35,248	10,348	35,248	35,248	0.00 %
1015143	66000-0	JANITORIAL SUPPLIES & SERVICES	10,147	11,000	4,547	11,000	11,500	4.55 %
1015143	67000-0	UTILITIES	332,985	305,000	127,863	305,000	305,000	0.00 %
1015143	70907-0	CONTRACTUAL SERVICES	126,469	172,892	93,621	172,892	172,892	0.00 %
1015143	72700-0	SUPPLIES & MATERIALS	1,049	2,300	687	2,300	3,000	30.43 %

**LAFAYETTE CONSOLIDATED GOVERNMENT
2024 - 2025 ADOPTED BUDGET
ANNUAL BUDGET BY FUND
GENERAL FUND - CITY DETAILED PRO FORMA**

ACCOUNT	ACTUAL FY 22-23	CUR BUDGET FY 23-24	ACTUAL AT 4/30/2024	PROJECTED FY 23-24	ADOPTED FY 24-25	ADOPTED VS CURRENT
TOTAL NON-PERSONNEL COSTS	641,742	710,964	283,830	710,964	715,164	0.59 %
5148 PW-FM-CHENIER CENTER	406,725	448,435	181,336	448,435	464,435	3.57 %
1015148 60000-0 BUILDING MAINTENANCE	127,433	135,000	60,577	135,000	150,000	11.11 %
1015148 63000-0 EQUIPMENT MAINTENANCE	1,875	3,500	1,255	3,500	4,500	28.57 %
1015148 65000-0 GROUNDS MAINTENANCE	30,231	32,320	12,694	32,320	32,320	0.00 %
1015148 66000-0 JANITORIAL SUPPLIES & SERVICES	119,791	126,260	53,314	126,260	126,260	0.00 %
1015148 67000-0 UTILITIES	97,543	120,000	38,246	120,000	120,000	0.00 %
1015148 70907-0 CONTRACTUAL SERVICES	29,694	30,780	15,223	30,780	30,780	0.00 %
1015148 72100-0 EQUIPMENT RENTAL	0	75	0	75	75	0.00 %
1015148 72700-0 SUPPLIES & MATERIALS	158	500	27	500	500	0.00 %
TOTAL NON-PERSONNEL COSTS	406,725	448,435	181,336	448,435	464,435	3.57 %
TRAFFIC, ROADS AND BRIDGES DEPARTMENT	2,317,577	2,555,731	1,092,887	2,617,658	3,028,994	18.52 %
RB-DIRECTOR'S OFFICE	28,659	50,751	6,944	50,751	70,837	39.58 %
1211 RB-SMALL BUSINESS SUPT SER	28,659	50,751	6,944	50,751	70,837	39.58 %
1011211 50000-0 PERSONNEL SALARIES	12,987	36,974	1,115	36,974	49,733	34.51 %
1011211 50400-0 GROUP HEALTH INSURANCE	11,683	5,476	5,476	5,476	11,006	100.99 %
1011211 50415-0 GROUP LIFE INSURANCE	49	221	7	221	297	34.39 %
1011211 50430-0 WORKERS COMP INSURANCE	232	200	200	200	269	34.50 %
1011211 50500-0 RETIREMENT/MEDICARE TAX	1,677	4,788	144	4,788	6,440	34.50 %
TOTAL PERSONNEL COSTS	26,628	47,659	6,942	47,659	67,745	42.15 %
1011211 50600-0 TRAINING OF PERSONNEL	0	200	0	200	200	0.00 %
1011211 70200-0 POSTAGE/SHIPPING CHARGES	0	79	0	79	79	0.00 %
1011211 70300-0 PRINTING & BINDING	0	65	0	65	65	0.00 %
1011211 70314-0 PRINT & BIND-DELTA SIGMA	1,999	2,500	0	2,500	2,500	0.00 %
1011211 70400-0 PUBLICATION & RECORDATION	14	25	0	25	25	0.00 %
1011211 70500-0 TELECOMMUNICATIONS	18	180	2	180	180	0.00 %
1011211 72700-0 SUPPLIES & MATERIALS	0	43	0	43	43	0.00 %
TOTAL NON-PERSONNEL COSTS	2,031	3,092	2	3,092	3,092	0.00 %
RB-OPERATIONS DIVISION	26,905	45,000	20,440	45,000	45,000	0.00 %
5124 RB-OP-ROADS/BRIDGES	26,905	45,000	20,440	45,000	45,000	0.00 %
1015124 69050-0 CONTR SERV-CENTRAL PARKS	26,905	45,000	20,440	45,000	45,000	0.00 %
TOTAL NON-PERSONNEL COSTS	26,905	45,000	20,440	45,000	45,000	0.00 %
RB-TRAFFIC ENGINEERING	1,413,143	1,406,895	614,485	1,507,218	1,724,135	22.55 %
5910 RB-TRAFFIC ENGINEERING DEVELOP	500,439	518,138	255,484	518,138	517,091	-0.20 %
1015910 50000-0 PERSONNEL SALARIES	305,708	312,914	140,924	312,914	326,688	4.40 %
1015910 50100-0 TEMPORARY EMPLOYEES	48,920	46,407	21,307	46,407	46,407	0.00 %
1015910 50200-0 OVERTIME	0	13,200	0	13,200	13,464	2.00 %
1015910 50400-0 GROUP HEALTH INSURANCE	52,485	49,446	49,446	49,446	27,434	-44.52 %
1015910 50415-0 GROUP LIFE INSURANCE	1,293	1,823	828	1,823	1,439	-21.06 %
1015910 50430-0 WORKERS COMP INSURANCE	2,010	2,049	2,049	2,049	1,764	-13.91 %
1015910 50500-0 RETIREMENT/MEDICARE TAX	80,745	79,352	37,083	79,352	87,046	9.70 %
TOTAL PERSONNEL COSTS	491,161	505,191	251,637	505,191	504,242	-0.19 %
1015910 50600-0 TRAINING OF PERSONNEL	75	259	25	259	259	0.00 %
1015910 70000-0 DUES & LICENSES	0	259	200	259	259	0.00 %
1015910 70300-0 PRINTING & BINDING	28	86	0	86	86	0.00 %
1015910 70400-0 PUBLICATION & RECORDATION	0	1,105	553	1,105	1,105	0.00 %
1015910 70500-0 TELECOMMUNICATIONS	1,220	2,945	545	2,945	2,945	0.00 %
1015910 70800-0 TRAVEL & MEETINGS	0	500	48	500	500	0.00 %

**LAFAYETTE CONSOLIDATED GOVERNMENT
2024 - 2025 ADOPTED BUDGET
ANNUAL BUDGET BY FUND
GENERAL FUND - CITY DETAILED PRO FORMA**

<u>ACCOUNT</u>	<u>ACTUAL</u>	<u>CUR BUDGET</u>	<u>ACTUAL AT</u>	<u>PROJECTED</u>	<u>ADOPTED</u>	<u>ADOPTED</u>	<u>VS</u>
	<u>FY 22-23</u>	<u>FY 23-24</u>	<u>4/30/2024</u>	<u>FY 23-24</u>	<u>FY 24-25</u>	<u>CURRENT</u>	<u></u>
1015910 70902-0	1,571	1,900	699	1,900	1,900	0.00 %	
1015910 72600-0	5,399	4,900	1,592	4,900	4,802	-2.00 %	
1015910 72700-0	985	993	185	993	993	0.00 %	
TOTAL NON-PERSONNEL COSTS	9,278	12,947	3,847	12,947	12,849	-0.76 %	
5911 RB-TRAFFIC ENGINEERING MAINT	912,704	888,757	359,001	989,080	1,207,044	35.81 %	
1015911 50000-0	370,443	451,011	170,439	451,011	533,600	18.31 %	
1015911 50100-0	16,816	17,080	4,962	17,080	17,080	0.00 %	
1015911 50200-0	12,340	12,640	10,239	12,640	12,893	2.00 %	
1015911 50300-0	0	12,209	0	12,209	60,581	396.20 %	
1015911 50400-0	81,545	76,826	76,826	76,826	98,838	28.65 %	
1015911 50415-0	1,753	2,464	1,123	2,464	3,145	27.64 %	
1015911 50430-0	2,193	2,235	2,235	2,235	2,882	28.95 %	
1015911 50500-0	106,955	114,672	47,491	114,672	117,137	2.15 %	
TOTAL PERSONNEL COSTS	592,045	689,137	313,315	689,137	846,156	22.78 %	
1015911 50600-0	4,709	6,799	1,545	6,799	6,799	0.00 %	
1015911 50800-0	4,152	4,982	1,125	4,982	4,982	0.00 %	
1015911 60000-0	98	173	0	173	173	0.00 %	
1015911 63000-0	0	259	0	259	259	0.00 %	
1015911 66000-0	812	1,037	244	1,037	1,037	0.00 %	
1015911 67000-0	16,349	13,500	5,305	13,500	13,500	0.00 %	
1015911 70000-0	0	821	0	821	821	0.00 %	
1015911 70300-0	0	346	0	346	346	0.00 %	
1015911 70400-0	0	615	226	615	615	0.00 %	
1015911 70500-0	1,940	1,980	974	1,980	1,980	0.00 %	
1015911 70907-0	18,640	39,759	11,984	39,759	39,759	0.00 %	
1015911 72600-0	55,260	45,355	23,099	45,355	44,448	-2.00 %	
1015911 72700-0	1,376	1,613	1,184	1,613	1,913	18.60 %	
1015911 78000-0	217,323	82,381	0	182,704	244,256	196.50 %	
TOTAL NON-PERSONNEL COSTS	320,659	199,620	45,686	299,943	360,888	80.79 %	
RB-TRAFFIC SIGNALS MAINT	848,870	1,053,085	451,018	1,014,689	1,189,022	12.91 %	
5930 RB-TRAFFIC SIGNALS MAINT	848,870	1,053,085	451,018	1,014,689	1,189,022	12.91 %	
1015930 50000-0	308,091	409,763	169,431	409,763	464,466	13.35 %	
1015930 50200-0	20,743	50,759	13,537	51,759	52,794	4.01 %	
1015930 50300-0	0	32,936	0	32,936	21,967	-33.30 %	
1015930 50400-0	64,168	49,392	49,392	49,392	60,398	22.28 %	
1015930 50415-0	1,267	2,090	1,005	2,090	2,680	28.23 %	
1015930 50430-0	2,021	1,927	1,927	1,927	2,510	30.25 %	
1015930 50500-0	73,789	85,111	39,319	85,111	90,762	6.64 %	
TOTAL PERSONNEL COSTS	470,079	631,978	274,611	632,978	695,577	10.06 %	
1015930 50600-0	6,553	7,202	0	7,202	7,202	0.00 %	
1015930 50800-0	444	605	324	605	605	0.00 %	
1015930 60000-0	136	259	0	259	259	0.00 %	
1015930 63000-0	1,488	3,259	1,436	3,259	3,259	0.00 %	
1015930 66000-0	6,406	7,475	3,519	7,475	7,475	0.00 %	
1015930 67000-0	44,125	40,000	17,058	40,000	40,000	0.00 %	
1015930 67085-0	267,542	275,280	136,975	275,280	275,280	0.00 %	
1015930 70000-0	0	216	0	216	216	0.00 %	
1015930 70200-0	596	1,302	353	302	502	-61.44 %	
1015930 70300-0	0	129	0	129	129	0.00 %	
1015930 70400-0	0	211	211	211	211	0.00 %	

**LAFAYETTE CONSOLIDATED GOVERNMENT
2024 - 2025 ADOPTED BUDGET
ANNUAL BUDGET BY FUND
GENERAL FUND - CITY DETAILED PRO FORMA**

<u>ACCOUNT</u>			<u>ACTUAL</u>	<u>CUR BUDGET</u>	<u>ACTUAL AT</u>	<u>PROJECTED</u>	<u>ADOPTED</u>	<u>ADOPTED</u>
			<u>FY 22-23</u>	<u>FY 23-24</u>	<u>4/30/2024</u>	<u>FY 23-24</u>	<u>FY 24-25</u>	<u>VS</u>
								<u>CURRENT</u>
1015930	70500-0	TELECOMMUNICATIONS	4,314	5,100	2,476	5,100	6,100	19.61 %
1015930	70902-0	DUPLICATING EQUIPMENT EXPENSES	1,149	1,000	553	1,000	1,000	0.00 %
1015930	70907-0	CONTRACTUAL SERVICES	393	1,598	196	1,598	1,598	0.00 %
1015930	72600-0	TRANSPORTATION	25,091	34,163	10,896	34,163	33,480	-2.00 %
1015930	72700-0	SUPPLIES & MATERIALS	3,201	4,912	2,410	4,912	4,912	0.00 %
1015930	78000-0	UNINSURED LOSSES	17,353	38,396	0	0	111,217	189.66 %
TOTAL NON-PERSONNEL COSTS			378,791	421,107	176,407	381,711	493,445	17.18 %
PARKS ARTS RECREATION CULTURE			125,863	160,696	81,867	160,696	177,292	10.33 %
PR-CENTERS & OTHER PROGRAMS			125,863	160,696	81,867	160,696	177,292	10.33 %
8121 PR-HS-SENIOR CENTER			125,863	160,696	81,867	160,696	177,292	10.33 %
1018121	50000-0	PERSONNEL SALARIES	45,183	76,480	35,134	76,480	84,232	10.14 %
1018121	50100-0	TEMPORARY EMPLOYEES	0	2,500	0	2,500	2,500	0.00 %
1018121	50200-0	OVERTIME	33	50	50	50	52	4.00 %
1018121	50400-0	GROUP HEALTH INSURANCE	23,366	10,952	10,952	10,952	10,952	0.00 %
1018121	50415-0	GROUP LIFE INSURANCE	192	456	205	456	503	10.31 %
1018121	50430-0	WORKERS COMP INSURANCE	412	413	413	413	455	10.17 %
1018121	50500-0	RETIREMENT/MEDICARE TAX	5,852	9,904	4,499	9,904	11,292	14.01 %
TOTAL PERSONNEL COSTS			75,038	100,755	51,253	100,755	109,986	9.16 %
1018121	50600-0	TRAINING OF PERSONNEL	0	0	0	250	500	100.00 %
1018121	60000-0	BUILDING MAINTENANCE	2,556	2,550	678	2,550	2,550	0.00 %
1018121	63000-0	EQUIPMENT MAINTENANCE	1,539	2,105	839	2,105	2,105	0.00 %
1018121	65000-0	GROUNDS MAINTENANCE	4,248	5,851	1,060	6,851	6,851	17.09 %
1018121	66000-0	JANITORIAL SUPPLIES & SERVICES	5,448	3,546	0	3,296	5,296	49.35 %
1018121	67000-0	UTILITIES	14,594	17,120	8,624	17,120	17,120	0.00 %
1018121	70123-614	OTHER INSURANCE PREMIUMS-RM	7,821	11,934	8,786	11,934	9,049	-24.17 %
1018121	70200-0	POSTAGE/SHIPPING CHARGES	0	336	213	336	336	0.00 %
1018121	70300-0	PRINTING & BINDING	0	1,064	0	1,064	2,064	93.98 %
1018121	70400-0	PUBLICATION & RECORDATION	0	150	0	150	150	0.00 %
1018121	70500-0	TELECOMMUNICATIONS	5,781	6,292	5,267	5,292	5,292	-15.89 %
1018121	70546-0	TELECOMM-PUBLIC WI-FI ACCESS	2,433	0	0	0	4,500	100.00 %
1018121	70902-0	DUPLICATING EQUIPMENT EXPENSES	601	634	539	634	634	0.00 %
1018121	70907-0	CONTRACTUAL SERVICES	4,123	5,859	3,113	5,859	5,859	0.00 %
1018121	72700-0	SUPPLIES & MATERIALS	1,681	2,500	1,495	2,500	5,000	100.00 %
TOTAL NON-PERSONNEL COSTS			50,825	59,941	30,614	59,941	67,306	12.29 %
COMMUNITY DEVELOPMENT & PLANNING			1,382,005	1,618,069	719,546	1,682,982	1,551,174	-4.13 %
CP-PLANNING			36,792	37,500	6,789	37,500	30,000	-20.00 %
5901 CP-PLANNING			36,792	37,500	6,789	37,500	30,000	-20.00 %
1015901	50000-0	PERSONNEL SALARIES	0	0	5,993	0	0	0.00 %
1015901	50415-0	GROUP LIFE INSURANCE	0	0	21	0	0	0.00 %
1015901	50500-0	RETIREMENT/MEDICARE TAX	0	0	775	0	0	0.00 %
TOTAL PERSONNEL COSTS			0	0	6,789	0	0	0.00 %
1015901	76011-0	EXT APP-NEIGHBORHOOD COTERIES	36,792	37,500	0	37,500	30,000	-20.00 %
TOTAL NON-PERSONNEL COSTS			36,792	37,500	0	37,500	30,000	-20.00 %
CP-ALCOHOL & NOISE CONTROL			307,864	330,413	166,188	330,216	368,361	11.49 %
9035 CP-ALCOHOL & NOISE CONTROL			307,864	330,413	166,188	330,216	368,361	11.49 %
1019035	50000-0	PERSONNEL SALARIES	207,271	222,687	100,940	222,687	255,845	14.89 %
1019035	50200-0	OVERTIME	0	500	0	500	510	2.00 %
1019035	50400-0	GROUP HEALTH INSURANCE	40,743	38,386	38,386	38,386	38,386	0.00 %
1019035	50415-0	GROUP LIFE INSURANCE	875	1,324	598	1,324	1,517	14.58 %

**LAFAYETTE CONSOLIDATED GOVERNMENT
2024 - 2025 ADOPTED BUDGET
ANNUAL BUDGET BY FUND
GENERAL FUND - CITY DETAILED PRO FORMA**

<u>ACCOUNT</u>			<u>ACTUAL</u>	<u>CUR BUDGET</u>	<u>ACTUAL AT</u>	<u>PROJECTED</u>	<u>ADOPTED</u>	<u>ADOPTED</u>
			<u>FY 22-23</u>	<u>FY 23-24</u>	<u>4/30/2024</u>	<u>FY 23-24</u>	<u>FY 24-25</u>	<u>VS</u>
								<u>CURRENT</u>
1019035	50430-0	WORKERS COMP INSURANCE	1,178	1,198	1,198	1,198	1,382	15.36 %
1019035	50500-0	RETIREMENT/MEDICARE TAX	41,155	41,272	18,640	41,272	46,387	12.39 %
TOTAL PERSONNEL COSTS			291,222	305,367	159,762	305,367	344,027	12.66 %
1019035	50600-0	TRAINING OF PERSONNEL	0	3,420	0	3,820	3,820	11.70 %
1019035	50800-0	UNIFORMS	1,025	1,400	0	1,250	1,250	-10.71 %
1019035	70200-0	POSTAGE/SHIPPING CHARGES	3,580	2,528	1,077	2,528	2,528	0.00 %
1019035	70300-0	PRINTING & BINDING	1,943	2,096	301	2,096	2,096	0.00 %
1019035	70500-0	TELECOMMUNICATIONS	1,292	1,500	806	1,500	1,500	0.00 %
1019035	70902-0	DUPLICATING EQUIPMENT EXPENSES	564	1,000	282	1,000	1,000	0.00 %
1019035	70907-0	CONTRACTUAL SERVICES	0	2,000	0	1,750	1,750	-12.50 %
1019035	72600-0	TRANSPORTATION	550	1,500	1,321	1,500	1,470	-2.00 %
1019035	72700-0	SUPPLIES & MATERIALS	7,688	8,920	2,639	8,920	8,920	0.00 %
1019035	78000-0	UNINSURED LOSSES	0	682	0	485	0	-100.00 %
TOTAL NON-PERSONNEL COSTS			16,642	25,046	6,426	24,849	24,334	-2.84 %
CP-GRANTS ADMINISTRATION			936,255	1,145,607	498,383	1,210,717	1,043,922	-8.88 %
8100 CP-EXTERNAL GRANTS			637,435	642,500	373,074	642,500	623,000	-3.04 %
1018100	70123-614	OTHER INSURANCE PREMIUMS-RM	5,051	0	0	0	0	0.00 %
1018100	76012-0	EXT APP-LATIN MUSIC FESTIVAL	10,000	10,000	1,498	10,000	8,000	-20.00 %
1018100	76020-0	EXT APP-232-HELP/SLERC	40,000	50,000	24,817	50,000	50,000	0.00 %
1018100	76025-0	EXT APP-ARTS & CULTURE GRANTS	50,000	50,000	37,500	50,000	50,000	0.00 %
1018100	76040-0	EXT APP-ACAD CTR FOR THE ARTS	315,000	315,000	172,133	315,000	315,000	0.00 %
1018100	76360-0	EXT APP-LAF MARDI GRAS ASSC	5,000	5,000	5,000	5,000	5,000	0.00 %
1018100	76632-0	EXT APP-SOCIAL SERVICES GRANTS	143,884	144,000	86,626	144,000	100,000	-30.56 %
1018100	76690-0	EXT APP-NEEDS OF WOMEN	0	0	0	0	5,000	100.00 %
1018100	76750-0	EXT APP-FESTIVAL INTERNAT'L	45,500	45,500	45,500	45,500	55,000	20.88 %
1018100	76755-0	EXT APP-FEST ACADIENS/CREOLES	23,000	23,000	0	23,000	35,000	52.17 %
TOTAL NON-PERSONNEL COSTS			637,435	642,500	373,074	642,500	623,000	-3.04 %
8166 CP-GRANTS ADMINISTRATION			298,820	503,107	125,309	568,217	420,922	-16.34 %
1018166	50000-0	PERSONNEL SALARIES	159,491	161,110	75,108	161,110	174,775	8.48 %
1018166	50400-0	GROUP HEALTH INSURANCE	35,049	27,488	27,488	27,488	27,488	0.00 %
1018166	50415-0	GROUP LIFE INSURANCE	662	884	430	884	943	6.67 %
1018166	50430-0	WORKERS COMP INSURANCE	889	870	870	870	944	8.51 %
1018166	50500-0	RETIREMENT/MEDICARE TAX	32,058	32,187	14,478	32,187	33,209	3.18 %
1018166	50900-0	ACCRUED SICK/ANNUAL LEAVE	37,635	0	0	0	0	0.00 %
TOTAL PERSONNEL COSTS			265,784	222,539	118,374	222,539	237,359	6.66 %
1018166	50600-0	TRAINING OF PERSONNEL	17	500	15	500	500	0.00 %
1018166	50800-0	UNIFORMS	0	300	0	300	300	0.00 %
1018166	70000-0	DUES & LICENSES	0	119	119	119	119	0.00 %
1018166	70123-614	OTHER INSURANCE PREMIUMS-RM	0	8,490	6,216	8,490	6,133	-27.76 %
1018166	70200-0	POSTAGE/SHIPPING CHARGES	64	43	0	43	60	39.53 %
1018166	70300-0	PRINTING & BINDING	30	165	0	165	148	-10.30 %
1018166	70400-0	PUBLICATION & RECORDATION	82	125	0	125	125	0.00 %
1018166	70500-0	TELECOMMUNICATIONS	5	540	1	540	540	0.00 %
1018166	70800-0	TRAVEL & MEETINGS	0	235	0	235	235	0.00 %
1018166	70907-0	CONTRACTUAL SERVICES	0	200	0	200	200	0.00 %
1018166	71022-0	CONTR SERV-SAAS COSTS	0	4,400	0	4,400	0	-100.00 %
1018166	71029-0	CONT SERV-GRANT CONSULTANTS	0	250,000	0	250,000	100,000	-60.00 %
1018166	72600-0	TRANSPORTATION	0	1,500	0	1,500	1,470	-2.00 %
1018166	72700-0	SUPPLIES & MATERIALS	933	917	584	917	917	0.00 %
1018166	78000-0	UNINSURED LOSSES	31,905	13,034	0	78,144	72,816	458.66 %

**LAFAYETTE CONSOLIDATED GOVERNMENT
2024 - 2025 ADOPTED BUDGET
ANNUAL BUDGET BY FUND
GENERAL FUND - CITY DETAILED PRO FORMA**

ACCOUNT	ACTUAL FY 22-23	CUR BUDGET FY 23-24	ACTUAL AT 4/30/2024	PROJECTED FY 23-24	ADOPTED FY 24-25	ADOPTED VS CURRENT
TOTAL NON-PERSONNEL COSTS	33,036	280,568	6,935	345,678	183,563	-34.57 %
CP-HUMAN SERVICES	101,094	104,549	48,186	104,549	108,891	4.15 %
8120 CP-HS-COUNSELING SERVICES	101,094	104,549	48,186	104,549	108,891	4.15 %
1018120 50000-0 PERSONNEL SALARIES	66,278	67,345	30,523	67,345	71,463	6.11 %
1018120 50400-0 GROUP HEALTH INSURANCE	5,812	5,476	5,476	5,476	5,476	0.00 %
1018120 50415-0 GROUP LIFE INSURANCE	281	372	180	372	372	0.00 %
1018120 50430-0 WORKERS COMP INSURANCE	357	364	364	364	386	6.04 %
1018120 50500-0 RETIREMENT/MEDICARE TAX	20,460	20,844	9,422	20,844	21,046	0.97 %
TOTAL PERSONNEL COSTS	93,188	94,401	45,965	94,401	98,743	4.60 %
1018120 50610-0 TRAINING-COLLEGE REIMBURSEMENT	2,175	2,493	0	2,493	2,493	0.00 %
1018120 66000-0 JANITORIAL SUPPLIES & SERVICES	0	432	0	432	432	0.00 %
1018120 67000-0 UTILITIES	5,214	5,000	2,005	5,000	5,000	0.00 %
1018120 70500-0 TELECOMMUNICATIONS	517	2,223	216	2,223	2,223	0.00 %
TOTAL NON-PERSONNEL COSTS	7,906	10,148	2,221	10,148	10,148	0.00 %
OTHER BUDGETARY UNITS	623,674	643,411	296,724	643,411	671,632	4.39 %
OTH-MUNICIPAL CIVIL SERVICE	539,512	555,818	272,739	555,818	579,928	4.34 %
9100 OTH-MUNICIPAL CIVIL SERVICE	539,512	555,818	272,739	555,818	579,928	4.34 %
1019100 50000-0 PERSONNEL SALARIES	376,779	383,458	173,799	383,458	410,726	7.11 %
1019100 50400-0 GROUP HEALTH INSURANCE	46,614	43,916	43,916	43,916	43,916	0.00 %
1019100 50415-0 GROUP LIFE INSURANCE	1,580	1,948	997	1,948	2,021	3.75 %
1019100 50430-0 WORKERS COMP INSURANCE	2,030	2,070	2,070	2,070	2,218	7.15 %
1019100 50500-0 RETIREMENT/MEDICARE TAX	96,825	98,681	44,682	98,681	101,008	2.36 %
TOTAL PERSONNEL COSTS	523,828	530,073	265,464	530,073	559,889	5.62 %
1019100 50925-0 VEHICLE SUBSIDY LEASES	6,023	6,000	2,723	6,000	6,000	0.00 %
1019100 52000-0 LEGAL FEES	7,355	10,000	662	10,000	10,000	0.00 %
1019100 63000-0 EQUIPMENT MAINTENANCE	0	173	0	173	173	0.00 %
1019100 70025-0 DUES & LIC-SOFTWARE/LIC SEARCH	0	250	0	250	250	0.00 %
1019100 70200-0 POSTAGE/SHIPPING CHARGES	213	600	14	600	300	-50.00 %
1019100 70300-0 PRINTING & BINDING	162	500	0	500	250	-50.00 %
1019100 70500-0 TELECOMMUNICATIONS	140	270	73	270	270	0.00 %
1019100 70800-0 TRAVEL & MEETINGS	0	129	0	129	129	0.00 %
1019100 70902-0 DUPLICATING EQUIPMENT EXPENSES	480	500	240	500	500	0.00 %
1019100 70907-0 CONTRACTUAL SERVICES	261	2,350	296	2,350	350	-85.11 %
1019100 71022-0 CONTR SERV-SAAS COSTS	0	3,550	3,024	3,550	0	-100.00 %
1019100 72600-0 TRANSPORTATION	21	300	0	300	294	-2.00 %
1019100 72700-0 SUPPLIES & MATERIALS	1,029	1,123	243	1,123	1,523	35.62 %
TOTAL NON-PERSONNEL COSTS	15,684	25,745	7,275	25,745	20,039	-22.16 %
OTH-POLICE & FIRE CIVIL SERV	84,162	87,593	23,985	87,593	91,704	4.69 %
9110 OTH-POLICE & FIRE CIVIL SERV	84,162	87,593	23,985	87,593	91,704	4.69 %
1019110 50000-0 PERSONNEL SALARIES	30,408	34,760	15,754	34,760	37,520	7.94 %
1019110 50100-0 TEMPORARY EMPLOYEES	1,961	0	0	0	0	0.00 %
1019110 50400-0 GROUP HEALTH INSURANCE	11,683	5,476	5,476	5,476	5,476	0.00 %
1019110 50415-0 GROUP LIFE INSURANCE	106	208	94	208	224	7.69 %
1019110 50430-0 WORKERS COMP INSURANCE	166	188	188	188	203	7.98 %
1019110 50500-0 RETIREMENT/MEDICARE TAX	3,959	4,261	2,037	4,261	4,859	14.03 %
TOTAL PERSONNEL COSTS	48,283	44,893	23,549	44,893	48,282	7.55 %
1019110 52000-0 LEGAL FEES	35,703	35,000	323	35,000	35,000	0.00 %
1019110 70200-0 POSTAGE/SHIPPING CHARGES	6	200	32	200	200	0.00 %

**LAFAYETTE CONSOLIDATED GOVERNMENT
2024 - 2025 ADOPTED BUDGET
ANNUAL BUDGET BY FUND
GENERAL FUND - CITY DETAILED PRO FORMA**

<u>ACCOUNT</u>	<u>ACTUAL</u> <u>FY 22-23</u>	<u>CUR BUDGET</u> <u>FY 23-24</u>	<u>ACTUAL AT</u> <u>4/30/2024</u>	<u>PROJECTED</u> <u>FY 23-24</u>	<u>ADOPTED</u> <u>FY 24-25</u>	<u>ADOPTED</u> <u>VS</u> <u>CURRENT</u>
1019110 70400-0 PUBLICATION & RECORDATION	0	500	0	500	500	0.00 %
1019110 72700-0 SUPPLIES & MATERIALS	170	7,000	81	7,000	7,000	0.00 %
1019110 78000-0 UNINSURED LOSSES	0	0	0	0	722	100.00 %
TOTAL NON-PERSONNEL COSTS	35,879	42,700	436	42,700	43,422	1.69 %
GRAND TOTAL EXPENDITURES	119,130,719	126,281,979	60,315,487	126,499,636	127,207,121	0.73 %
NET INCREASE (DECREASE)	2,073,561	(7,631,069)	20,614,476	(2,825,393)	(5,120,963)	-32.89 %
ENDING FUND BALANCE	58,243,497			55,418,104	50,297,141	

**LAFAYETTE CONSOLIDATED GOVERNMENT
2024 - 2025 ADOPTED BUDGET
MANNING TABLE FOR GENERAL FUND - CITY**

	PERSONNEL			CUR BUDGET FY 23-24	PROJECTED FY 23-24	ADOPTED FY 24-25
	CUR	PROJ	ADP			
FUND 101 - GENERAL FUND - CITY	937	937	935	58,717,146	58,717,146	60,146,373
EO-LEGISLATIVE/JUDICIAL/OTHER	76	76	81	4,064,400	4,064,400	4,539,245
EO-COUNCIL OFFICE	12	12	12	632,836	632,836	642,333
AU 1012 CLERK III	1	1	1	34,724	34,724	35,419
AU 1035 ADMINISTRATIVE SECRETARY	2	2	2	96,320	96,320	98,246
AU 1041 SENIOR ADMIN ASSISTANT	1	1	1	69,713	69,713	71,107
AU 1042 ADMINISTRATIVE ASSISTANT	1	1	1	57,134	57,134	58,276
AU 9008 CLERK OF COUNCIL	1	1	1	132,090	132,090	134,731
AU 9009 ASST CITY-PARISH CLERK	1	1	1	84,940	84,940	86,639
TOTAL PERSONNEL 1100 EO-COUNCIL OFFICE ADMIN	7	7	7	474,921	474,921	484,418
AE 9001 COUNCIL MEMBER	5	5	5	157,915	157,915	157,915
TOTAL PERSONNEL 1101 EO-COUNCIL OFFICE-CITY	5	5	5	157,915	157,915	157,915
EO-CITY COURT	38	38	38	1,709,120	1,709,120	1,904,331
AU 1009 CIVIL OFFICER	1	1	1	47,961	47,961	54,080
AU 1040 ADMINISTRATIVE ASSISTANT	1	1	1	59,955	59,955	63,212
AU 1525 SENTENCE COORDINATOR	2	2	2	69,376	69,376	75,513
AU 4500 JANITOR	1	1	1	31,710	31,710	32,344
AU 9007 MINUTE CLERK	2	2	2	80,259	80,259	86,023
AU 9015 EXECUTIVE SECRETARY	2	2	2	121,184	121,184	133,120
AE 9018 CITY JUDGE	2	2	2	237,288	237,288	314,080
AU 9022 FINANCE OFFICER	1	1	1	43,718	43,718	54,080
AU 9023 CITY COURT ADMINISTRATOR	1	1	1	81,058	81,058	108,999
AU 9024 DEPUTY CITY COURT ADMIN	1	1	1	66,207	66,207	89,000
AU 9031 COURT REPORTER CLERK	1	1	1	52,775	52,775	53,829
AU 9307 COURT CLERK I	1	1	1	33,143	33,143	33,806
AU 9309 JUVENILE PROBATION OFFICER	1	1	1	42,550	42,550	45,480
AU 9310 COURT CLERK II	17	17	17	573,598	573,598	586,984
AU 9311 COURT CLERK III	4	4	1	168,338	168,338	46,343
AU 9975 CRIMINAL/TRAFFIC SUPERVISOR	0	0	1	0	0	49,920
AU 9976 CIVIL CLERK III	0	0	1	0	0	39,246
AU 9977 FINANCE CLERK III	0	0	1	0	0	38,272
TOTAL PERSONNEL 1130 EO-CITY COURT	38	38	38	1,709,120	1,709,120	1,904,331
EO-CITY MARSHAL	26	26	31	1,722,444	1,722,444	1,992,581
AE 9019 CITY MARSHAL	1	1	1	103,224	103,224	103,224
AU 9025 CITY MARSHAL SERGEANT	4	4	5	308,496	308,496	371,940
AU 9026 CITY MARSHAL OFFICE ADMIN	1	1	1	52,655	52,655	52,655
AU 9029 CITY MARSHAL LIEUTENANT	1	1	2	85,450	85,450	153,389
AU 9032 RADIO DISPATCHER	1	1	1	52,417	52,417	52,417
AU 9033 CHIEF DEPUTY MARSHAL	1	1	1	97,220	97,220	97,220
AU 9034 CITY MARSHAL CAPTAIN	1	1	1	93,152	93,152	93,152
AU 9035 DEPUTY CITY MARSHAL I	3	3	6	147,655	147,655	300,720
AU 9036 DEPUTY CITY MARSHAL II	6	6	7	326,052	326,052	385,339
AU 9037 DEPUTY CITY MARSHAL III	3	3	3	191,089	191,089	188,268
AU 9038 DEPUTY CITY MARSHAL IV	3	3	2	217,583	217,583	146,806

* PART TIME POSITION

**LAFAYETTE CONSOLIDATED GOVERNMENT
2024 - 2025 ADOPTED BUDGET
MANNING TABLE FOR GENERAL FUND - CITY**

	PERSONNEL			CUR BUDGET FY 23-24	PROJECTED FY 23-24	ADOPTED FY 24-25
	CUR	PROJ	ADP			
AU 9312 MARSHAL'S EXECUTIVE SECRETARY	1	1	1	47,451	47,451	47,451
TOTAL PERSONNEL 1131 EO-CITY MARSHAL	26	26	31	1,722,444	1,722,444	1,992,581
EO-EXECUTIVE	36	36	37	2,027,375	2,027,375	2,284,837
EO-MAYOR-PRESIDENT'S OFFICE	12	12	13	791,306	791,306	968,975
AU 1036 EXECUTIVE RECEPTIONIST	1	1	1	38,886	38,886	39,663
AE 9010 MAYOR-PRESIDENT	1	1	1	170,001	170,001	170,001
* AM 9017 DISABILITY AWARENESS COORD	1	1	1	16,500	16,500	16,500
AU 9028 CHIEF OF STAFF	1	1	1	107,994	107,994	107,994
AU 9100 POLICY ADVISOR	0	0	1	0	0	85,001
AU 9300 ADMINISTRATIVE SPECIALIST	1	1	1	48,856	48,856	48,856
* AM 9350 CONSTITUENT SERVICES ADVISOR	1	1	1	48,855	48,855	48,855
AU 9892 CHIEF COMMUNICATIONS OFFICER	1	1	1	84,253	84,253	84,253
AU 9901 SENIOR COMMUNICATION SPECIALIST	1	1	1	65,000	65,000	65,000
AU 9904 MUNICIPAL CONSTITUENT SERVICES ADVISOR	1	1	1	79,001	79,001	79,001
* AM 9908 DIGITAL COMMUNICATIONS SPECIALIST	1	1	0	45,900	45,900	0
AU 9908 DIGITAL COMMUNICATIONS SPECIALIST	0	0	1	0	0	53,850
* AM 9950 COMMUNICATIONS & MEDIA SPEC	1	1	0	21,060	21,060	0
AU 9972 PROJECT MANAGER	0	0	1	0	0	105,001
AU P109 EXECUTIVE SECRETARY	1	1	1	65,000	65,000	65,000
TOTAL PERSONNEL 1200 EO-MAYOR-PRESIDENT'S OFFICE	12	12	13	791,306	791,306	968,975
EO-CAO-ADMINISTRATION	4	4	3	349,088	349,088	269,121
AF 1040 ADMINISTRATIVE ASSISTANT	1	1	1	44,342	44,342	49,376
AU 9011 CHIEF ADMIN OFFICER	1	1	1	150,001	150,001	150,001
AU 9100 POLICY ADVISOR	1	1	0	85,001	85,001	0
AU P109 EXECUTIVE SECRETARY	1	1	1	69,744	69,744	69,744
TOTAL PERSONNEL 1210 EO-CAO-ADMINISTRATION	4	4	3	349,088	349,088	269,121
EO-CAO-INTERNATIONAL TRADE	4	4	5	255,668	255,668	317,892
AF 1022 INFORM & TRANS SPEC	0	0	1	0	0	45,240
AF 6433 TRADE DEVELOPMENT SPECIALIST	2	2	2	89,112	89,112	101,748
AF 6435 LE CENTRE OPERATIONS COORD	1	1	1	57,446	57,446	61,794
AU 9013 DEPARTMENT DIRECTOR	1	1	1	109,110	109,110	109,110
TOTAL PERSONNEL 1217 EO-CAO-INTERNATIONAL TRADE	4	4	5	255,668	255,668	317,892
EO-CAO-HUMAN RESOURCES	10	10	10	441,129	441,129	502,327
AF 1011 CLERK II	1	1	1	26,520	26,520	36,588
AF 1016 PERS/RECORDS MGMT CLERK	4	4	4	125,538	125,538	154,473
AF 1403 HUMAN RESOURCES ADMIN	1	1	1	52,071	52,071	56,959
AF 1410 EMPLOYEE RELATIONS SUPV	1	1	1	57,888	57,888	62,007
AF 1414 EMP RELATIONS ANALYST	1	1	1	44,659	44,659	49,256
AF 1418 HUMAN RESOURCES MGR	1	1	1	93,636	93,636	97,339
AF 1532 SUBSTANCE ABUSE COORD	1	1	1	40,817	40,817	45,705
TOTAL PERSONNEL 2161 EO-CAO-HUMAN RESOURCES	10	10	10	441,129	441,129	502,327

* PART TIME POSITION

**LAFAYETTE CONSOLIDATED GOVERNMENT
2024 - 2025 ADOPTED BUDGET
MANNING TABLE FOR GENERAL FUND - CITY**

	PERSONNEL			CUR BUDGET FY 23-24	PROJECTED FY 23-24	ADOPTED FY 24-25
	CUR	PROJ	ADP			
EO-CAO-MAILROOM	2	2	2	51,927	51,927	64,740
AF 1011 CLERK II	2	2	2	51,927	51,927	64,740
TOTAL PERSONNEL 1218 EO-CAO-MAILROOM	2	2	2	51,927	51,927	64,740
EO-CAO-311 C/P COMM SRVS	4	4	4	138,257	138,257	161,782
AF 1011 CLERK II	3	3	3	80,980	80,980	100,199
AF 4423 COMMUNICATIONS/311 SUPERVISOR	1	1	1	57,277	57,277	61,583
TOTAL PERSONNEL 2163 EO-CAO-COMMUNICATIONS/311	4	4	4	138,257	138,257	161,782
LEGAL DEPARTMENT	6	6	6	309,593	309,593	309,593
LD-CITY PROSECUTOR	6	6	6	309,593	309,593	309,593
AU 1101 DATA ENTRY CLERK	1	1	1	36,836	36,836	36,836
AU 1524 SENIOR PARALEGAL	2	2	2	112,026	112,026	112,026
AU 1527 CITY PROSECUTOR MANAGER	1	1	1	57,218	57,218	57,218
AU 1528 JUNIOR PARALEGAL	1	1	1	47,500	47,500	47,500
AU 9963 SUPERVISOR	1	1	1	56,013	56,013	56,013
TOTAL PERSONNEL 1401 LD-CITY PROSECUTOR	6	6	6	309,593	309,593	309,593
OFFICE OF FINANCE & MANAGEMENT	62	62	62	3,220,716	3,220,716	3,533,812
FM-CHIEF FINANCIAL OFFICER	5	5	5	474,200	474,200	497,095
AF 1002 DIRECTORS EXEC SECRETARY	1	1	1	41,021	41,021	51,437
AF 1307 DEBT MGMT & COMPLIANCE OFFICER	1	1	1	52,695	52,695	57,624
AF 1345 CONTROLLER	1	1	1	123,053	123,053	126,215
AU 1346 CHIEF FINANCIAL OFFICER	1	1	1	201,960	201,960	201,960
AF 1350 FINANCIAL ANALYST	1	1	1	55,471	55,471	59,859
TOTAL PERSONNEL 0100 FM-CHIEF FINANCIAL OFFICER	5	5	5	474,200	474,200	497,095
FM-ACCOUNTING	33	33	33	1,559,560	1,559,560	1,728,400
AF 1012 CLERK III	2	2	2	69,276	69,276	85,946
AF 1033 SECRETARY II	1	1	1	34,901	34,901	40,600
AF 1302 ACCOUNTING CLERK	10	10	10	304,316	304,316	367,101
AF 1303 ACCOUNTING SPECIALIST	4	4	4	144,787	144,787	159,164
AF 1308 PAYROLL OFFICER	1	1	1	59,007	59,007	63,666
AF 1309 INVESTMENT OFFICER	1	1	1	60,437	60,437	64,826
AF 1311 ACCOUNTANT I	8	8	8	425,073	425,073	462,348
AF 1313 ACCOUNTING MANAGER	1	1	1	102,809	102,809	106,325
AF 1314 CHIEF ACCOUNTANT	1	1	1	73,054	73,054	76,777
AF 1315 ACCOUNTS PAY/RECEIVABLE SUPV	2	2	2	140,726	140,726	148,589
AF 1325 ACCOUNTANT III	1	1	1	62,433	62,433	66,593
AF 1351 FINANCIAL OPERATIONS SUPV	1	1	1	82,741	82,741	86,465
TOTAL PERSONNEL 0120 FM-ACCOUNTING	33	33	33	1,559,560	1,559,560	1,728,400
FM-BUDGET MANAGEMENT	7	7	7	449,016	449,016	470,892

* PART TIME POSITION

**LAFAYETTE CONSOLIDATED GOVERNMENT
2024 - 2025 ADOPTED BUDGET
MANNING TABLE FOR GENERAL FUND - CITY**

	PERSONNEL			CUR BUDGET FY 23-24	PROJECTED FY 23-24	ADOPTED FY 24-25
	CUR	PROJ	ADP			
AF 1304 SENIOR BUDGET ANALYST	3	3	3	169,108	169,108	180,165
AF 1312 BUDGET MANAGER	1	1	1	110,150	110,150	104,000
AF 1319 BUDGET ANALYST	2	2	2	93,619	93,619	109,742
AF 1326 CHIEF BUDGET ANALYST	1	1	1	76,139	76,139	76,985
TOTAL PERSONNEL 0140 FM-BUDGET MANAGEMENT	7	7	7	449,016	449,016	470,892
FM-PURCHASING/PROPERTY MGMT	13	13	13	525,471	525,471	599,321
AF 1012 CLERK III	2	2	2	62,927	62,927	74,325
AF 1032 SECRETARY I	1	1	1	28,187	28,187	34,365
AF 1229 BUYER I	3	3	3	97,062	97,062	119,970
AF 1231 PROPERTY CONTROL OFFICER	1	1	1	50,504	50,504	55,434
AF 1232 PURCHASING & PROP MANAGER	1	1	1	98,029	98,029	101,544
AF 1233 BUYER II	3	3	3	128,808	128,808	141,957
AF 1302 ACCOUNTING CLERK	2	2	2	59,954	59,954	71,726
TOTAL PERSONNEL 0150 FM-PURCHASING/PROPERTY MGMT	13	13	13	525,471	525,471	599,321
FM-RISK MANAGEMENT & GROUP INSURANCE	4	4	4	212,469	212,469	238,104
AF 1012 CLERK III	1	1	1	31,836	31,836	42,973
AF 1032 SECRETARY I	1	1	1	28,187	28,187	34,365
AF 1404 RISK AND INSURANCE MGR	1	1	1	91,790	91,790	95,513
AF 1407 SAFETY OFFICER	1	1	1	60,656	60,656	65,253
TOTAL PERSONNEL 2180 FM-RISK MANAGEMENT	4	4	4	212,469	212,469	238,104
DEPT OF INNOVATION & TECHNOLOGY	40	40	39	2,667,798	2,667,798	2,729,979
IT-RECORDS MANAGEMENT	2	2	2	86,756	86,756	97,031
AF 1016 PERS/RECORDS MGMT CLERK	1	1	1	32,661	32,661	38,360
AF 1401 CITY/PARISH RECORDS MGR	1	1	1	54,095	54,095	58,671
TOTAL PERSONNEL 2110 IT-RECORDS MANAGEMENT	2	2	2	86,756	86,756	97,031
IT-CHIEF INNOVATION OFFICER	38	38	37	2,581,042	2,581,042	2,632,948
AF 1002 DIRECTORS EXEC SECRETARY	1	1	1	40,216	40,216	45,250
AF 1109 HELP DESK SPECIALIST	2	2	2	72,732	72,732	83,548
AF 1115 TECHNICAL SPECIALIST	4	4	4	183,951	183,951	204,567
AF 1118 SR TECHNICAL SPECIALIST	1	1	1	55,508	55,508	60,084
AF 1120 APPLICATION DEVELOPER	1	1	1	50,028	50,028	60,861
AF 1122 PROGRAMMER ANALYST	5	5	5	298,418	298,418	326,841
AF 1123 SYSTEMS SUPPORT SPEC	2	2	2	121,462	121,462	130,614
AF 1124 SR SYSTEMS SUPPORT SPEC	2	2	1	154,672	154,672	84,200
AF 1128 NETWORK ADMINISTRATOR	2	2	2	154,388	154,388	162,292
AF 1129 DATABASE ADMINISTRATOR	3	3	3	242,031	242,031	224,027
AF 1130 INFO SERVICES TECHNICAL SUPER	1	1	1	61,487	61,487	65,730
AF 1133 GIS TECHNICIAN	1	1	1	56,753	56,753	54,328
AF 1134 GIS ANALYST	3	3	3	181,036	181,036	187,760
AF 1136 SYSTEMS ANALYST	4	4	4	316,101	316,101	331,909
AF 1137 INTERNET WEBMASTER	1	1	1	77,741	77,741	81,693
AF 1144 INFO SVCS & TECH MANAGER	4	4	4	383,990	383,990	398,716
AU 1145 CHIEF INNOVATION OFFICER	1	1	1	130,528	130,528	130,528

* PART TIME POSITION

**LAFAYETTE CONSOLIDATED GOVERNMENT
2024 - 2025 ADOPTED BUDGET
MANNING TABLE FOR GENERAL FUND - CITY**

	PERSONNEL			CUR BUDGET FY 23-24	PROJECTED FY 23-24	ADOPTED FY 24-25
	CUR	PROJ	ADP			
TOTAL PERSONNEL 2910 IT-INNOVATION SERVICES	38	38	37	2,581,042	2,581,042	2,632,948
POLICE DEPARTMENT	369	369	364	24,320,997	24,320,997	24,334,128
PD-ADMINISTRATION	369	369	364	24,320,997	24,320,997	24,334,128
AF 1005 RECEPTIONIST	2	2	2	50,479	50,479	63,791
AF 1039 ACCREDITATION ADMINISTRATOR	1	1	1	38,347	38,347	43,526
AF 1319 BUDGET ANALYST	1	1	1	47,535	47,535	52,194
AF 4101 EQUIPMENT OPERATOR I	1	1	1	25,619	25,619	32,275
AF 4225 MAINTENANCE SUPERVISOR	1	1	1	56,004	56,004	60,580
AF 4500 JANITOR	4	4	4	93,463	93,463	121,917
AC 8001 CHIEF OF POLICE	1	1	1	135,880	135,880	170,000
AC 8002 DEPUTY CHIEF OF POLICE	0	0	1	0	0	124,765
AC 8005 POLICE MAJOR	3	3	3	350,671	350,671	346,655
AC 8007 POLICE CAPTAIN	10	10	10	1,089,471	1,089,471	1,069,920
AC 8009 POLICE LIEUTENANT	18	18	18	1,788,623	1,788,623	1,768,217
AC 8010 POLICE SENIOR CORPORAL	66	66	66	5,096,417	5,096,417	5,036,536
AC 8011 POLICE SERGEANT	47	47	47	4,147,748	4,147,748	4,122,328
AC 8012 POLICE CORPORAL	89	89	77	5,909,961	5,909,961	5,045,274
AC 8015 POLICE OFFICER	75	75	87	3,732,477	3,732,477	4,404,400
AC 8018 POLICE COMM SHIFT SUPV	4	4	4	215,801	215,801	241,130
AC 8019 POLICE COMM OFFICER	12	12	12	421,665	421,665	477,117
AC 8020 POLICE COMM OFFICER II	4	4	4	175,737	175,737	204,050
AC 8021 SECRETARY TO POLICE CHIEF	1	1	1	42,023	42,023	48,364
AC 8022 POLICE DEPT RECORDS CLERK	10	10	4	236,667	236,667	125,800
AC 8025 DEPT RECORDS CLERK II	3	3	3	136,389	136,389	155,206
AC 8027 DEPT REC CLERK-LEVEL II	12	12	12	391,741	391,741	457,068
AC 8028 DIFFERENTIAL RESPONSE OFFICER	2	2	2	65,033	65,033	77,490
AC 8029 POLICE SUPPLY OFFICER	2	2	2	73,246	73,246	85,525
TOTAL PERSONNEL 3100 PD-ADMINISTRATION	369	369	364	24,320,997	24,320,997	24,334,128
FIRE DEPARTMENT	288	288	288	19,298,166	19,298,166	19,383,350
FD-ADMINISTRATION	4	4	4	259,035	259,035	278,467
AC 8101 FIRE CHIEF	1	1	1	141,320	141,320	141,320
AC 8105 FIRE DEPT RECORDS CLERK II	1	1	1	34,349	34,349	40,736
AC 8106 FIRE DEPT REC CLERK-LEVEL II	1	1	1	28,605	28,605	34,852
AC 8137 ADMIN ASST TO FIRE CHIEF	1	1	1	54,761	54,761	61,559
TOTAL PERSONNEL 4100 FD-ADMINISTRATION	4	4	4	259,035	259,035	278,467
FD-EMERGENCY OPERATIONS	250	250	250	16,579,686	16,579,686	16,655,373
AF 1220 STORES CLERK I	1	1	1	25,236	25,236	31,933
AC 8108 DEPUTY FIRE CHIEF	1	1	1	120,020	120,020	120,020
AC 8109 FIRE ASSISTANT CHIEF	4	4	4	441,516	441,516	441,516
AC 8111 FIRE DISTRICT CHIEF	15	15	15	1,538,080	1,538,080	1,535,746
AC 8117 FIRE CAPTAIN	72	72	72	5,996,075	5,996,075	5,997,437
AC 8126 FIRE ENGINEER	72	72	72	4,321,197	4,321,197	4,349,057
AC 8128 FIREFIGHTER FIRST CLASS	34	34	28	1,843,100	1,843,100	1,567,507
AC 8129 FIREFIGHTER	50	50	56	2,209,234	2,209,234	2,525,224

* PART TIME POSITION

**LAFAYETTE CONSOLIDATED GOVERNMENT
2024 - 2025 ADOPTED BUDGET
MANNING TABLE FOR GENERAL FUND - CITY**

	PERSONNEL			CUR BUDGET FY 23-24	PROJECTED FY 23-24	ADOPTED FY 24-25
	CUR	PROJ	ADP			
TOTAL PERSONNEL 4120 FD-EMERGENCY OPERATIONS	249	249	249	16,494,458	16,494,458	16,568,440
AC 8110 HAZARDOUS MATERIAL COORD	1	1	1	85,228	85,228	86,933
TOTAL PERSONNEL 4121 FD-EO-HAZMAT	1	1	1	85,228	85,228	86,933
FD-TECHNICAL OPERATIONS	34	34	34	2,459,445	2,459,445	2,449,510
AC 8113 FIRE COMMUNICATIONS CHIEF	1	1	1	107,059	107,059	107,059
AC 8118 FIRE COMM OFFICER II	1	1	1	99,922	99,922	89,443
AC 8119 FIRE COMM OFFICER	11	11	11	717,676	717,676	683,808
TOTAL PERSONNEL 4131 FD-TO-COMMUNICATIONS	13	13	13	924,657	924,657	880,310
AC 8106 FIRE DEPT REC CLERK-LEVEL II	2	2	2	72,731	72,731	85,224
AC 8120 FIRE PREVENTION CHIEF	1	1	1	110,379	110,379	110,379
AC 8121 FIRE INVESTIGATOR II	1	1	1	103,021	103,021	103,021
AC 8122 FIRE INVESTIGATOR	2	2	2	149,570	149,570	152,561
AC 8123 FIRE INSPECTOR II	1	1	1	102,554	102,554	102,554
AC 8124 FIRE INSPECTOR	7	7	7	547,156	547,156	556,923
TOTAL PERSONNEL 4132 FD-TO-FIRE PREVENTION	14	14	14	1,085,411	1,085,411	1,110,662
AC 8104 FIRE DEPT RECORDS CLERK	1	1	1	23,338	23,338	28,871
AC 8106 FIRE DEPT REC CLERK-LEVEL II	1	1	1	27,547	27,547	33,441
AC 8114 FIRE TRAINING CHIEF	1	1	1	110,379	110,379	110,379
AC 8115 FIRE TRAINING OFFICER II	1	1	1	83,759	83,759	85,434
AC 8116 FIRE TRAINING OFFICER	3	3	3	204,354	204,354	200,413
TOTAL PERSONNEL 4133 FD-TO-TRAINING	7	7	7	449,377	449,377	458,538
PUBLIC WORKS DEPARTMENT	15	15	13	615,303	615,303	622,381
PW-FACILITY MAINTENANCE	15	15	13	615,303	615,303	622,381
AF 1012 CLERK III	1	1	1	35,625	35,625	41,324
AF 4222 FACILITIES MANAGER	1	1	1	76,997	76,997	81,053
AF 4223 FACILITIES MAINT SUPERVISOR	1	1	1	64,197	64,197	68,503
AF 4224 FACILITIES MAINT REPAIRMAN	1	1	1	34,353	34,353	40,572
AF 4230 BUILDING SUPERINTENDENT	1	1	1	41,370	41,370	47,214
TOTAL PERSONNEL 5141 PW-FM-ADMINISTRATION	5	5	5	252,542	252,542	278,666
AF 4208 CARPENTER II	1	1	1	48,367	48,367	53,526
AF 4211 PAINTER II	1	1	0	39,409	39,409	0
AF 4219 ELEC MECH & REFRIG TECH	1	1	1	48,367	48,367	53,526
AF 4224 FACILITIES MAINT REPAIRMAN	3	3	3	95,837	95,837	110,888
AF 4225 MAINTENANCE SUPERVISOR	1	1	1	60,283	60,283	64,859
TOTAL PERSONNEL 5142 PW-FM-BUILDING MAINTENANCE	7	7	6	292,263	292,263	282,799
AF 4500 JANITOR	3	3	2	70,498	70,498	60,916
TOTAL PERSONNEL 5143 PW-FM-CITY HALL MAINTENANCE	3	3	2	70,498	70,498	60,916
TRAFFIC, ROADS AND BRIDGES DEPARTMENT	26	26	26	1,246,934	1,246,934	1,374,487
RB-DIRECTOR'S OFFICE	1	1	1	36,974	36,974	49,733
AF 6442 TITLE VI/ADA COORDINATOR	1	1	1	36,974	36,974	49,733
TOTAL PERSONNEL 1211 RB-SMALL BUSINESS SUPT SER	1	1	1	36,974	36,974	49,733

* PART TIME POSITION

**LAFAYETTE CONSOLIDATED GOVERNMENT
2024 - 2025 ADOPTED BUDGET
MANNING TABLE FOR GENERAL FUND - CITY**

	PERSONNEL			CUR BUDGET FY 23-24	PROJECTED FY 23-24	ADOPTED FY 24-25
	CUR	PROJ	ADP			
RB-TRAFFIC ENGINEERING	17	17	17	782,663	782,663	860,288
AF 2012 ELECTRICAL ENGINEER III	1	1	1	96,835	96,835	100,225
AF 2035 CIVIL ENGINEER III	1	1	1	94,904	94,904	98,565
AF 2036 CIVIL ENGINEER AIDE SPEC I	1	1	1	49,335	49,335	54,098
AF 2037 CIVIL ENGINEER AIDE SPEC II	1	1	1	69,557	69,557	73,800
TOTAL PERSONNEL 5910 RB-TRAFFIC ENGINEERING DEVELOP	4	4	4	310,631	310,631	326,688
AF 1021 CLERK TYPIST	1	1	1	28,291	28,291	34,468
AF 4019 SIGN & MARKING SPECIALIST	8	8	8	239,541	239,541	274,464
AF 4021 TRAFFIC SERVICES COORDINATOR	1	1	1	64,152	64,152	68,749
AF 4044 SIGNS & MARKING FOREMAN	2	2	2	94,244	94,244	104,603
AF 4430 SIGN FABRICATOR	1	1	1	45,804	45,804	51,316
TOTAL PERSONNEL 5911 RB-TRAFFIC ENGINEERING MAINT	13	13	13	472,032	472,032	533,600
RB-TRAFFIC SIGNALS MAINT	8	8	8	427,297	427,297	464,466
AF 2029 TRAFFIC SIG MAINT FOREMAN	1	1	1	62,909	62,909	67,506
AF 4203 TRAFFIC SIGNAL TECH I	4	4	4	188,990	188,990	208,022
AF 4204 TRAFFIC SIGNAL TECH II	2	2	2	106,971	106,971	116,164
AF 4205 TRAFFIC MAINT SUPERVISOR	1	1	1	68,427	68,427	72,774
TOTAL PERSONNEL 5930 RB-TRAFFIC SIGNALS MAINT	8	8	8	427,297	427,297	464,466
PARKS ARTS RECREATION CULTURE	2	2	2	76,480	76,480	84,232
PR-CENTERS & OTHER PROGRAMS	2	2	2	76,480	76,480	84,232
AF 6411 SENIOR CENTER COORDINATOR	2	2	2	76,480	76,480	84,232
TOTAL PERSONNEL 8121 PR-HS-SENIOR CENTER	2	2	2	76,480	76,480	84,232
COMMUNITY DEVELOPMENT & PLANNING	10	10	10	451,166	451,166	502,083
CP-ALCOHOL & NOISE CONTROL	6	6	6	222,711	222,711	255,845
AF 1012 CLERK III	2	2	2	65,836	65,836	77,234
AF 1021 CLERK TYPIST	1	1	1	30,229	30,229	36,407
AF 1033 SECRETARY II	1	1	1	30,622	30,622	36,321
AF 1529 ALCOHOL & NOISE CONT MGR	1	1	1	59,700	59,700	64,047
AF 1530 ANC EDUCATION COORDINATOR	1	1	1	36,324	36,324	41,836
TOTAL PERSONNEL 9035 CP-ALCOHOL & NOISE CONTROL	6	6	6	222,711	222,711	255,845
CP-GRANTS ADMINISTRATION	3	3	3	161,110	161,110	174,775
AF 6233 GRANTS COORDINATOR	2	2	2	85,749	85,749	95,525
AF 6370 COMM DEVELOP GRANTS MANAGER	1	1	1	75,361	75,361	79,250
TOTAL PERSONNEL 8166 CP-GRANTS ADMINISTRATION	3	3	3	161,110	161,110	174,775
CP-HUMAN SERVICES	1	1	1	67,345	67,345	71,463
AF 6440 HUMAN SERVICES MANAGER	1	1	1	67,345	67,345	71,463
TOTAL PERSONNEL 8120 CP-HS-COUNSELING SERVICES	1	1	1	67,345	67,345	71,463

* PART TIME POSITION

**LAFAYETTE CONSOLIDATED GOVERNMENT
2024 - 2025 ADOPTED BUDGET
MANNING TABLE FOR GENERAL FUND - CITY**

	<u>PERSONNEL</u>			<u>CUR BUDGET</u> <u>FY 23-24</u>	<u>PROJECTED</u> <u>FY 23-24</u>	<u>ADOPTED</u> <u>FY 24-25</u>
	<u>CUR</u>	<u>PROJ</u>	<u>ADP</u>			
OTHER BUDGETARY UNITS	7	7	7	418,218	418,218	448,246
OTH-MUNICIPAL CIVIL SERVICE	6	6	6	383,458	383,458	410,726
AF 1016 PERS/RECORDS MGMT CLERK	2	2	2	77,801	77,801	89,200
AF 1417 CIVIL SERVICE BUSINESS PARTNER	3	3	3	193,785	193,785	206,139
AF 1421 CIVIL SERVICE DIRECTOR	1	1	1	111,872	111,872	115,387
TOTAL PERSONNEL 9100 OTH-MUNICIPAL CIVIL SERVICE	6	6	6	383,458	383,458	410,726
OTH-POLICE & FIRE CIVIL SERV	1	1	1	34,760	34,760	37,520
AU 1032 SECRETARY I	1	1	1	34,760	34,760	37,520
TOTAL PERSONNEL 9110 OTH-POLICE & FIRE CIVIL SERV	1	1	1	34,760	34,760	37,520
GRAND TOTAL	937	937	935	58,717,146	58,717,146	60,146,373

* PART TIME POSITION



FUND 105 – PARISH GENERAL FUND



**LAFAYETTE CONSOLIDATED GOVERNMENT
2024 - 2025 ADOPTED BUDGET
ANNUAL BUDGET BY FUND**

105 GENERAL FUND - PARISH PRO FORMA

	Actual FY 22/23	Cur Budget FY 23/24	Actual At FY 23/24	Projected FY 23/24	Adopted FY 24/25
BEGINNING FUND BALANCE	4,216,875			7,371,069	4,913,246
ESTIMATED REVENUES:					
GENERAL PROPERTY TAXES	4,540,810	4,552,783	4,820,767	4,821,467	4,807,598
GENERAL SALES AND USE TAXES	6,990,643	6,900,000	2,956,066	6,990,643	7,000,000
OTHER TAXES	1,984,109	2,270,770	89,998	1,974,579	2,428,582
LICENSES AND PERMITS	569,871	524,796	273,521	522,995	522,655
INTERGOVERNMENTAL REVENUES	765,772	468,603	336,915	822,739	822,545
CHARGES FOR SERVICES	445,742	661,995	19,790	652,178	672,287
FINES AND FORFEITS	124,820	107,460	48,718	132,380	132,380
INTEREST EARNINGS	1,496,180	903,954	573,474	1,064,597	1,064,597
INTERNAL TRANSFERS	3,536	-	-	64,247	-
OTHER REVENUES	292,592	342,754	131,321	323,144	270,042
MISCELLANEOUS REVENUES	6,622	-	67,255	67,185	-
LUS/LPPA/COMM A&G	406,521	549,348	273,000	616,628	619,238
TOTAL REVENUES	17,627,218	17,282,463	9,590,825	18,052,782	18,339,924
ESTIMATED EXPENDITURES:					
EO-LEGISLATIVE/JUDICIAL/OTHER	5,424,804	5,720,346	2,895,656	5,720,929	6,021,692
EO-EXECUTIVE	-	-	-	-	223,001
OFFICE OF FINANCE & MANAGEMENT	5,301,321	7,558,040	3,228,407	7,633,055	8,642,840
FIRE DEPARTMENT	1,549,291	1,802,483	-	1,802,483	2,003,292
PUBLIC WORKS DEPARTMENT	776,581	4,218,840	92,899	4,218,840	1,250,000
DRAINAGE DEPARTMENT	1,176,321	513,772	8,843	513,772	-
COMMUNITY DEVELOPMENT & PLANNING	122,389	474,432	66,213	474,432	341,904
LA COOP EXTENSION SERVICE	122,317	147,094	65,699	147,094	141,594
TOTAL EXPENDITURES	14,473,024	20,435,007	6,357,717	20,510,605	18,624,323
NET INCREASE (DECREASE)	3,154,194	(3,152,544)	3,233,108	(2,457,823)	(284,399)
ENDING FUND BALANCE	7,371,069			4,913,246	4,628,847

**LAFAYETTE CONSOLIDATED GOVERNMENT
2024 - 2025 ADOPTED BUDGET
ANNUAL BUDGET BY FUND
GENERAL FUND - PARISH DETAILED PRO FORMA**

<u>ACCOUNT</u>	<u>ACTUAL</u> <u>FY 22-23</u>	<u>CUR BUDGET</u> <u>FY 23-24</u>	<u>ACTUAL AT</u> <u>4/30/2024</u>	<u>PROJECTED</u> <u>FY 23-24</u>	<u>ADOPTED</u> <u>FY 24-25</u>	<u>ADOPTED</u> <u>VS</u> <u>CURRENT</u>
BEGINNING FUND BALANCE	4,216,875			7,371,069	4,913,246	
ESTIMATED REVENUES:						
GENERAL PROPERTY TAXES	4,540,810	4,552,783	4,820,767	4,821,467	4,807,598	5.60 %
1050999 40012-0 GEN ALIMONY MILLAGE-PARISH	4,540,158	4,550,269	4,820,767	4,820,767	4,805,084	5.60 %
1050999 40100-0 AD VALOREM TAXES-PY	652	2,514	0	700	2,514	0.00 %
GENERAL SALES AND USE TAXES	6,990,643	6,900,000	2,956,066	6,990,643	7,000,000	1.45 %
1050999 40200-0 SALES TAX-1% PARISHWIDE	6,990,643	6,900,000	2,956,066	6,990,643	7,000,000	1.45 %
OTHER TAXES	1,984,109	2,270,770	89,998	1,974,579	2,428,582	6.95 %
1050999 40305-0 T V CABLE FRANCHISE TAX	402,420	450,000	82,039	400,000	400,000	-11.11 %
1050999 40310-0 TELECOMM FRANCHISE TAX	16,590	9,586	4,819	16,590	16,590	73.06 %
1050999 40315-0 2% FIRE INSURANCE PREMIUM	1,549,289	1,802,484	0	1,549,289	2,003,292	11.14 %
1050999 40450-0 INT ON AD VALOREM TAXES-CY	14,249	6,700	3,140	6,700	6,700	0.00 %
1050999 40460-0 INT ON AD VALOREM TAXES-PY	1,561	2,000	0	2,000	2,000	0.00 %
LICENSES AND PERMITS	569,871	524,796	273,521	522,995	522,655	-0.41 %
1050999 41005-0 OCCUPATIONAL LICENSE-INS COS	545,273	500,000	258,054	500,000	500,000	0.00 %
1050999 41050-0 BUSINESS OCCUPATIONAL LICENSE	340	0	85	340	0	0.00 %
1050999 41060-0 LIQUOR & BEER PERMITS	24,258	24,796	15,382	22,655	22,655	-8.63 %
INTERGOVERNMENTAL REVENUES	765,772	468,603	336,915	822,739	822,545	75.53 %
1050999 42500-0 STATE REVENUE SHARING	132,813	132,813	89,072	133,608	133,608	0.60 %
1050999 42505-0 BEER TAX REVENUES	23,805	24,917	11,586	21,483	21,483	-13.78 %
1050999 42515-0 SEVERANCE TAX REVENUES	282,272	302,667	126,211	259,075	259,075	-14.40 %
1050999 42520-0 PUBLIC SAFETY REVENUE-PARISH	8,012	8,206	0	8,206	8,012	-2.36 %
1050999 42526-0 STATE SPORTS WAGERING ALLOCATN	318,870	0	110,046	400,367	400,367	0.00 %
CHARGES FOR SERVICES	445,742	661,995	19,790	652,178	672,287	1.55 %
1050999 43030-0 DISTRICT COURT COSTS	20,865	19,798	6,353	21,430	21,430	8.24 %
1050999 43031-0 COURT COST-REIMBURSEMENTS	38,074	67,161	13,437	38,074	38,074	-43.31 %
1050999 43150-206 ADMIN FEES-ANIMAL CNTRL FD	45,302	75,698	0	75,698	77,289	2.10 %
1050999 43150-259 ADMIN FEES-CITY STREET, ROAD & ALLEY FUND	5,446	28,116	0	10,220	10,820	-61.52 %
1050999 43150-260 ADMIN FEES-ROAD & BRIDGE MAINT	28,664	38,776	0	38,776	40,190	3.65 %
1050999 43150-261 ADMIN FEES-DRAINAGE MAINT FUND	44,616	60,249	0	60,249	61,831	2.63 %
1050999 43150-263 ADMIN FEES-LIBRARY FUND	49,512	66,860	0	82,531	82,580	23.51 %
1050999 43150-264 ADMIN FEES-COURTHOUSE COMPLEX	7,437	9,269	0	8,598	9,275	0.06 %
1050999 43150-265 ADMIN FEES-JUVENILE DETENTION	32,802	44,801	0	54,457	54,875	22.49 %
1050999 43150-266 ADMIN FEES-PUBLIC HEALTH UNIT	7,575	10,814	0	12,726	13,139	21.50 %
1050999 43150-270 ADMIN FEES-CORONER FUND	4,745	6,408	0	6,408	7,729	20.61 %
1050999 43150-271 ADMIN FEES-MOSQUITO ABATEMENT	1,116	1,545	0	1,711	2,319	50.10 %
1050999 43150-279 ADMIN FEES-PARISHWIDE FIRE PROT FD	1,690	2,317	0	1,586	2,319	0.09 %
1050999 43150-296 ADMIN FEES-BUCHANAN GARAGE FD	1,459	12,359	0	2,409	3,092	-74.98 %
1050999 43150-297 ADMIN FEES-PARKING PROGRAM FD	20,973	27,807	0	27,807	27,824	0.06 %
1050999 43150-299 ADMIN FEES-CODES & PERMITS FD	16,016	21,628	0	21,628	21,641	0.06 %
1050999 43150-401 ADMIN FEES-CIP FUND	20,444	28,580	0	34,666	0	-100.00 %
1050999 43150-461 ADMIN FEES-1961 SALES TAX CAP	0	0	0	0	19,163	0.00 %
1050999 43150-485 ADMIN FEES-1985 SALES TAX CAP	0	0	0	0	16,390	0.00 %
1050999 43150-550 ADMIN FEES-ENVIRON SRVS FD	51,530	70,291	0	83,686	85,018	20.95 %
1050999 43150-607 ADMIN FEES-GROUP INSURANCE FD	47,476	69,518	0	69,518	77,289	11.18 %
FINES AND FORFEITS	124,820	107,460	48,718	132,380	132,380	23.19 %

**LAFAYETTE CONSOLIDATED GOVERNMENT
2024 - 2025 ADOPTED BUDGET
ANNUAL BUDGET BY FUND
GENERAL FUND - PARISH DETAILED PRO FORMA**

<u>ACCOUNT</u>	<u>ACTUAL</u> <u>FY 22-23</u>	<u>CUR BUDGET</u> <u>FY 23-24</u>	<u>ACTUAL AT</u> <u>4/30/2024</u>	<u>PROJECTED</u> <u>FY 23-24</u>	<u>ADOPTED</u> <u>FY 24-25</u>	<u>ADOPTED</u> <u>VS</u> <u>CURRENT</u>
1050999 44000-0 CITY COURT FINES	29,914	17,416	19,306	34,928	34,928	100.55 %
1050999 44101-0 DISTRICT COURT-JURY FEES	94,906	90,044	28,862	97,452	97,452	8.23 %
1050999 44300-0 ALCOHOL BEVERAGE FINES	0	0	550	0	0	0.00 %
INTEREST EARNINGS	1,496,180	903,954	573,474	1,064,597	1,064,597	17.77 %
1050999 47000-0 INTEREST ON INVESTMENTS	1,042,921	898,910	566,016	1,047,218	1,047,218	16.50 %
1050999 47005-0 INT ON INV-SALES TAX	15,752	5,044	7,458	17,379	17,379	244.55 %
1050999 47050-0 FMV-ADJ TO INVESTMENT	437,507	0	0	0	0	0.00 %
INTERNAL TRANSFERS	3,536	0	0	64,247	0	0.00 %
1050999 48500-296 CONTR FROM BUCHANAN GARAGE	0	0	0	64,247	0	0.00 %
1050999 48500-648 CONTR FROM HURRICANE LAURA	4,890	0	0	0	0	0.00 %
1050999 48500-652 CONTR FROM HURRICANE IDA	-1,354	0	0	0	0	0.00 %
OTHER REVENUES	292,592	342,754	131,321	323,144	270,042	-21.21 %
1050999 49006-0 OIL AND GAS LEASES	522	908	330	522	581	-36.01 %
1050999 49318-0 POLICE ATTENDANCE FEE-DIST CRT	37,932	38,625	11,551	38,625	38,625	0.00 %
1050999 49324-0 STATE OF LA	14,570	3,884	0	10,000	20,000	414.93 %
1050999 49340-0 CONTR FR ALL ENTITIES ASSESSOR	238,438	273,997	119,440	273,997	210,836	-23.05 %
1050999 49360-0 CITY OF BROUSSARD	565	12,670	0	0	0	-100.00 %
1050999 49363-0 CITY OF YOUNGSVILLE	565	12,670	0	0	0	-100.00 %
MISCELLANEOUS REVENUES	6,622	0	67,255	67,185	0	0.00 %
1050999 49800-0 MISCELLANEOUS REVENUES	5,511	0	67,185	67,185	0	0.00 %
1050999 49801-0 MISC REV-PY ADJUSTMENT	0	0	70	0	0	0.00 %
1050999 49900-0 AUCTION PROCEEDS	877	0	0	0	0	0.00 %
1050999 49902-0 AUCTION PROCEEDS-ON-LINE	234	0	0	0	0	0.00 %
LUS/LPPA/COMM A&G	406,521	549,348	273,000	616,628	619,238	12.72 %
1050999 49302-0 UTILITY SYS CONTR ON EXPENSES	405,847	548,421	273,000	615,701	618,311	12.74 %
1050999 49304-0 LPPA CONTR ON EXPENSES	674	927	0	927	927	0.00 %
GRAND TOTAL REVENUES	17,627,218	17,282,463	9,590,825	18,052,782	18,339,924	6.12 %

ESTIMATED EXPENSES:

EO-LEGISLATIVE/JUDICIAL/OTHER	5,424,804	5,720,346	2,895,656	5,720,929	6,021,692	5.27 %
EO-COUNCIL OFFICE	207,948	268,726	95,223	268,726	265,111	-1.35 %
1102 EO-COUNCIL OFFICE-PARISH	207,948	268,726	95,223	268,726	265,111	-1.35 %
1051102 50000-0 PERSONNEL SALARIES	154,803	157,915	71,551	157,915	157,915	0.00 %
1051102 50415-0 GROUP LIFE INSURANCE	588	850	345	850	850	0.00 %
1051102 50430-0 WORKERS COMP INSURANCE	832	855	855	855	855	0.00 %
1051102 50500-0 RETIREMENT/MEDICARE TAX	6,105	6,206	2,816	6,206	6,206	0.00 %
TOTAL PERSONNEL COSTS	162,328	165,826	75,567	165,826	165,826	0.00 %
1051102 50800-0 UNIFORMS	0	500	82	500	500	0.00 %
1051102 53000-0 AUDITING FEES	0	0	(9,115)	0	0	0.00 %
1051102 53030-0 AUDITING FEES-GENERAL FUND	13,900	14,400	9,115	14,400	15,785	9.62 %
1051102 70000-0 DUES & LICENSES	0	5,000	4,432	5,000	5,000	0.00 %
1051102 70200-0 POSTAGE/SHIPPING CHARGES	168	1,000	0	1,000	1,000	0.00 %
1051102 70300-0 PRINTING & BINDING	5,215	8,425	3,099	8,425	8,425	0.00 %
1051102 70300-1 PRINT & BIND-DISTRICT 1	0	450	0	450	450	0.00 %
1051102 70300-2 PRINT & BIND-DISTRICT 2	0	450	0	450	450	0.00 %
1051102 70300-3 PRINT & BIND-DISTRICT 3	0	450	0	450	450	0.00 %
1051102 70300-4 PRINT & BIND-DISTRICT 4	0	450	0	450	450	0.00 %
1051102 70300-5 PRINT & BIND-DISTRICT 5	0	450	0	450	450	0.00 %

**LAFAYETTE CONSOLIDATED GOVERNMENT
2024 - 2025 ADOPTED BUDGET
ANNUAL BUDGET BY FUND
GENERAL FUND - PARISH DETAILED PRO FORMA**

ACCOUNT			ACTUAL	CUR BUDGET	ACTUAL AT	PROJECTED	ADOPTED	ADOPTED
			FY 22-23	FY 23-24	4/30/2024	FY 23-24	FY 24-25	VS CURRENT
1051102	70400-0	PUBLICATION & RECORDATION	17,685	33,825	6,635	33,825	33,825	0.00 %
1051102	70500-0	TELECOMMUNICATIONS	1,043	6,000	243	6,000	6,000	0.00 %
1051102	70700-1	TOURISM-DISTRICT 1	0	900	0	900	900	0.00 %
1051102	70700-2	TOURISM-DISTRICT 2	0	900	0	900	900	0.00 %
1051102	70700-3	TOURISM-DISTRICT 3	0	900	0	900	900	0.00 %
1051102	70700-4	TOURISM-DISTRICT 4	0	900	0	900	900	0.00 %
1051102	70700-5	TOURISM-DISTRICT 5	0	900	73	900	900	0.00 %
1051102	70800-1	TRAVEL & MEET-DISTRICT 1	0	2,600	617	2,600	0	-100.00 %
1051102	70800-2	TRAVEL & MEET-DISTRICT 2	0	2,600	0	2,600	2,600	0.00 %
1051102	70800-3	TRAVEL & MEET-DISTRICT 3	0	2,600	318	2,600	2,600	0.00 %
1051102	70800-4	TRAVEL & MEET-DISTRICT 4	0	500	0	500	0	-100.00 %
1051102	70800-5	TRAVEL & MEET-DISTRICT 5	5,038	4,700	351	4,700	7,800	65.96 %
1051102	70816-1	TRAVEL & MEET-REGISTRATION-D1	0	1,000	325	1,000	0	-100.00 %
1051102	70816-2	TRAVEL & MEET-REGISTRATION-D2	0	1,000	0	1,000	1,000	0.00 %
1051102	70816-3	TRAVEL & MEET-REGISTRATION-D3	0	1,000	325	1,000	1,000	0.00 %
1051102	70816-4	TRAVEL & MEET-REGISTRATION-D4	0	250	0	250	0	-100.00 %
1051102	70816-5	TRAVEL & MEET-REGISTRATION-D5	1,469	1,750	1,106	1,750	3,000	71.43 %
1051102	72600-0	TRANSPORTATION	0	2,500	0	2,500	2,500	0.00 %
1051102	72700-0	SUPPLIES & MATERIALS	1,102	1,500	0	1,500	1,500	0.00 %
1051102	89000-0	CAPITAL OUTLAY	0	5,000	2,050	5,000	0	-100.00 %
TOTAL NON-PERSONNEL COSTS			45,620	102,900	19,656	102,900	99,285	-3.51 %
EO-JUSTICE OF PEACE/CONSTABLES			221,514	233,464	99,331	233,464	233,624	0.07 %
1117 EO-JUSTICE OF PEACE/CONSTABLES			221,514	233,464	99,331	233,464	233,624	0.07 %
1051117	50000-0	PERSONNEL SALARIES	199,621	203,346	91,833	203,346	204,786	0.71 %
1051117	50500-0	RETIREMENT/MEDICARE TAX	15,285	17,510	6,805	17,510	16,230	-7.31 %
TOTAL PERSONNEL COSTS			214,906	220,856	98,638	220,856	221,016	0.07 %
1051117	50600-0	TRAINING OF PERSONNEL	6,608	12,000	693	12,000	12,000	0.00 %
1051117	72700-0	SUPPLIES & MATERIALS	0	608	0	608	608	0.00 %
TOTAL NON-PERSONNEL COSTS			6,608	12,608	693	12,608	12,608	0.00 %
EO-CITY COURT			77,689	75,402	37,701	75,402	79,096	4.90 %
1130 EO-CITY COURT			77,689	75,402	37,701	75,402	79,096	4.90 %
1051130	76177-0	EXT APP-CITY COURT JUDGES	77,689	75,402	37,701	75,402	79,096	4.90 %
TOTAL NON-PERSONNEL COSTS			77,689	75,402	37,701	75,402	79,096	4.90 %
EO-CITY MARSHAL			45,000	46,451	23,226	46,451	47,381	2.00 %
1131 EO-CITY MARSHAL			45,000	46,451	23,226	46,451	47,381	2.00 %
1051131	76179-0	EXT APP-CITY MARSHAL	45,000	46,451	23,226	46,451	47,381	2.00 %
TOTAL NON-PERSONNEL COSTS			45,000	46,451	23,226	46,451	47,381	2.00 %
EO-JUDICIAL-DISTRICT COURT			1,782,778	1,923,946	897,769	1,924,529	1,982,206	3.03 %
1140 EO-DC-JUDGES			1,782,778	1,923,946	897,769	1,924,529	1,982,206	3.03 %
1051140	50000-0	PERSONNEL SALARIES	1,011,941	1,072,123	474,407	1,072,123	1,072,299	0.02 %
1051140	50300-0	PROMOTION COSTS	0	191	0	191	6,302	3,199.48 %
1051140	50400-0	GROUP HEALTH INSURANCE	157,278	159,788	159,788	159,788	164,712	3.08 %
1051140	50415-0	GROUP LIFE INSURANCE	4,233	6,243	2,685	6,243	6,401	2.53 %
1051140	50500-0	RETIREMENT/MEDICARE TAX	130,969	138,837	61,251	138,837	138,861	0.02 %
TOTAL PERSONNEL COSTS			1,304,421	1,377,182	698,131	1,377,182	1,388,575	0.83 %
1051140	63000-0	EQUIPMENT MAINTENANCE	307	9,347	9,346	6,500	7,500	-19.76 %
1051140	70123-0	OTHER INSURANCE PREMIUMS	6,493	8,853	6,786	11,700	11,700	32.16 %
1051140	70902-0	DUPLICATING EQUIPMENT EXPENSES	4,873	5,844	2,016	5,844	5,844	0.00 %

**LAFAYETTE CONSOLIDATED GOVERNMENT
2024 - 2025 ADOPTED BUDGET
ANNUAL BUDGET BY FUND
GENERAL FUND - PARISH DETAILED PRO FORMA**

<u>ACCOUNT</u>			<u>ACTUAL</u>	<u>CUR BUDGET</u>	<u>ACTUAL AT</u>	<u>PROJECTED</u>	<u>ADOPTED</u>	<u>ADOPTED</u>
			<u>FY 22-23</u>	<u>FY 23-24</u>	<u>4/30/2024</u>	<u>FY 23-24</u>	<u>FY 24-25</u>	<u>VS</u>
								<u>CURRENT</u>
1051140	71006-0	CONTR SERV-JURY POOL EXPENSES	120,429	166,800	82,997	166,800	166,800	0.00 %
1051140	76010-0	EXT APP-15TH JUDICIAL DIST CRT	346,255	355,920	98,493	355,920	400,000	12.38 %
1051140	78000-0	UNINSURED LOSSES	0	0	0	583	1,787	100.00 %
TOTAL NON-PERSONNEL COSTS			478,357	546,764	199,638	547,347	593,631	8.57 %
EO-JUDICIAL-DISTRICT ATTORNEY			2,794,751	2,831,156	1,650,678	2,831,156	3,165,548	11.81 %
1138 EO-DISTRICT ATTORNEY			2,794,751	2,831,156	1,650,678	2,831,156	3,165,548	11.81 %
1051138	50400-0	GROUP HEALTH INSURANCE	505,683	454,835	272,428	454,835	454,835	0.00 %
1051138	50410-0	GROUP HEALTH INS-RETIREEES	19,858	23,251	14,868	23,251	59,399	155.47 %
TOTAL PERSONNEL COSTS			525,541	478,086	287,296	478,086	514,234	7.56 %
1051138	70123-614	OTHER INSURANCE PREMIUMS-RM	2,494	5,308	3,908	5,308	4,025	-24.17 %
1051138	76198-0	EXT APP-DA MANDATED EXPENSE	2,266,716	2,347,762	1,359,474	2,347,762	2,647,289	12.76 %
TOTAL NON-PERSONNEL COSTS			2,269,210	2,353,070	1,363,382	2,353,070	2,651,314	12.67 %
EO-REGISTRAR OF VOTERS			295,124	341,201	91,728	341,201	248,726	-27.10 %
1151 EO-REGISTRAR OF VOTERS			295,124	341,201	91,728	341,201	248,726	-27.10 %
1051151	50000-0	PERSONNEL SALARIES	114,210	136,801	51,759	136,801	132,969	-2.80 %
1051151	50100-0	TEMPORARY EMPLOYEES	6,871	8,320	4,004	8,320	8,320	0.00 %
1051151	50200-0	OVERTIME	452	7,684	798	7,684	1,000	-86.99 %
1051151	50300-0	PROMOTION COSTS	0	1,670	0	1,670	463	-72.28 %
1051151	50500-0	RETIREMENT/MEDICARE TAX	22,398	25,322	10,191	25,322	27,039	6.78 %
TOTAL PERSONNEL COSTS			143,931	179,797	66,752	179,797	169,791	-5.57 %
1051151	50600-0	TRAINING OF PERSONNEL	6,954	5,351	2,257	5,351	2,851	-46.72 %
1051151	50925-0	VEHICLE SUBSIDY LEASES	5,360	5,400	2,423	5,400	5,400	0.00 %
1051151	54070-0	SECURITY	2,982	0	0	0	0	0.00 %
1051151	63000-0	EQUIPMENT MAINTENANCE	1,469	1,590	305	1,590	1,590	0.00 %
1051151	70123-0	OTHER INSURANCE PREMIUMS	100	100	0	100	100	0.00 %
1051151	70200-0	POSTAGE/SHIPPING CHARGES	75,430	25,194	9,051	25,194	25,194	0.00 %
1051151	70300-0	PRINTING & BINDING	40,587	2,558	2,024	2,558	15,000	486.40 %
1051151	70500-0	TELECOMMUNICATIONS	7,272	7,404	4,058	7,404	7,804	5.40 %
1051151	70907-0	CONTRACTUAL SERVICES	4,125	3,884	3,329	3,884	5,084	30.90 %
1051151	72600-0	TRANSPORTATION	0	138	0	138	138	0.00 %
1051151	72700-0	SUPPLIES & MATERIALS	4,848	5,774	1,529	5,774	5,774	0.00 %
1051151	80711-1	MLK EARLY VOTING EXPENSE-D1	1,033	25,340	0	25,340	5,000	-80.27 %
1051151	80712-0	EAST LIBRARY EARLY VOTING EXP	1,033	25,340	0	25,340	5,000	-80.27 %
1051151	80714-0	COMEAX CTR ERLY VOTING EX	0	25,340	0	25,340	0	-100.00 %
1051151	89000-0	CAPITAL OUTLAY	0	27,991	0	27,991	0	-100.00 %
TOTAL NON-PERSONNEL COSTS			151,193	161,404	24,976	161,404	78,935	-51.09 %
EO-EXECUTIVE			0	0	0	0	223,001	100.00 %
EO-MAYOR-PRESIDENT'S OFFICE			0	0	0	0	223,001	100.00 %
1203 EO-MP-OHSEP			0	0	0	0	223,001	100.00 %
1051203	50000-0	PERSONNEL SALARIES	0	0	0	0	144,056	100.00 %
1051203	50400-0	GROUP HEALTH INSURANCE	0	0	0	0	22,012	100.00 %
1051203	50415-0	GROUP LIFE INSURANCE	0	0	0	0	635	100.00 %
1051203	50430-0	WORKERS COMP INSURANCE	0	0	0	0	778	100.00 %
1051203	50500-0	RETIREMENT/MEDICARE TAX	0	0	0	0	18,655	100.00 %
TOTAL PERSONNEL COSTS			0	0	0	0	186,136	100.00 %
1051203	50600-0	TRAINING OF PERSONNEL	0	0	0	0	500	100.00 %
1051203	50920-0	EXPENSE ALLOWANCE	0	0	0	0	126	100.00 %
1051203	50925-0	VEHICLE SUBSIDY LEASES	0	0	0	0	6,000	100.00 %

**LAFAYETTE CONSOLIDATED GOVERNMENT
2024 - 2025 ADOPTED BUDGET
ANNUAL BUDGET BY FUND
GENERAL FUND - PARISH DETAILED PRO FORMA**

<u>ACCOUNT</u>			<u>ACTUAL</u>	<u>CUR BUDGET</u>	<u>ACTUAL AT</u>	<u>PROJECTED</u>	<u>ADOPTED</u>	<u>ADOPTED</u>
			<u>FY 22-23</u>	<u>FY 23-24</u>	<u>4/30/2024</u>	<u>FY 23-24</u>	<u>FY 24-25</u>	<u>VS</u>
							<u>CURRENT</u>	
1051203	70200-0	POSTAGE/SHIPPING CHARGES	0	0	0	0	50	100.00 %
1051203	70300-0	PRINTING & BINDING	0	0	0	0	2,500	100.00 %
1051203	70400-0	PUBLICATION & RECORDATION	0	0	0	0	100	100.00 %
1051203	70500-0	TELECOMMUNICATIONS	0	0	0	0	4,800	100.00 %
1051203	70800-0	TRAVEL & MEETINGS	0	0	0	0	5,900	100.00 %
1051203	70907-0	CONTRACTUAL SERVICES	0	0	0	0	13,823	100.00 %
1051203	72600-0	TRANSPORTATION	0	0	0	0	1,066	100.00 %
1051203	72700-0	SUPPLIES & MATERIALS	0	0	0	0	2,000	100.00 %
TOTAL NON-PERSONNEL COSTS			0	0	0	0	36,865	100.00 %
OFFICE OF FINANCE & MANAGEMENT			5,301,321	7,558,040	3,228,407	7,633,055	8,642,840	14.35 %
FM-GENERAL ACCOUNTS			5,301,321	7,558,040	3,228,407	7,633,055	8,642,840	14.35 %
0170 FM-GENERAL ACCOUNTS			5,265,987	7,508,420	3,212,785	7,583,435	8,593,220	14.45 %
1050170	50410-0	GROUP HEALTH INS-RETIRES	52,312	52,312	52,312	52,312	36,680	-29.88 %
1050170	76474-0	EXT APP-MERS	77,742	131,975	54,749	131,975	142,240	7.78 %
TOTAL PERSONNEL COSTS			130,054	184,287	107,061	184,287	178,920	-2.91 %
1050170	53060-0	SALES TAX COLLECT	36,132	40,000	14,871	40,000	36,000	-10.00 %
1050170	54031-0	ALCOHOL PERMIT ENFORCE-SHERIFF	3,639	3,719	2,307	3,719	3,398	-8.63 %
1050170	54073-0	SECURITY-CITY HALL	36,582	0	0	0	0	0.00 %
1050170	57031-0	SOFTWARE MAINTENANCE-ASSESSOR	83,087	89,318	89,318	89,318	93,784	5.00 %
1050170	57081-0	AERIAL PHOTOGRAPHY-ASSESSOR	235,067	126,931	0	126,931	126,931	0.00 %
1050170	57150-0	TAX REASSESSMENT NOTICE	0	68,682	0	68,682	0	-100.00 %
1050170	67080-0	UTILITIES-STREET LIGHTING COST	31,681	40,000	21,678	40,000	40,000	0.00 %
1050170	70123-614	OTHER INSURANCE PREMIUMS-RM	0	160	0	160	0	-100.00 %
1050170	70903-0	ELECTION EXPENSE	0	49,636	14,962	49,636	49,636	0.00 %
1050170	74000-101	INT APP-CITY GENERAL FUND	3,321,139	3,739,216	1,652,385	3,739,216	4,178,264	11.74 %
1050170	74000-127	INT APP-GRANTS-STATE	0	83,333	0	83,333	0	-100.00 %
1050170	74000-241	INT APP-PAR PARKS & REC FD	0	11,680	0	11,680	17,240	47.60 %
1050170	74000-267	INT APP-WAR MEMORIAL FUND	251,608	328,330	230,735	328,330	1,144,761	248.66 %
1050170	74000-270	INT APP-CORONER'S FUND	825,697	813,519	367,467	896,069	899,166	10.53 %
1050170	74000-279	INT APP-PARWIDE FIRE PROTECT	0	319,438	0	319,438	320,000	0.18 %
1050170	74000-296	INT APP-BUCHANAN GARAGE FD	40,394	159,157	41,154	140,340	98,888	-37.87 %
1050170	74000-401	INT APP-CIP FUND	50,933	958,736	354,747	958,736	0	-100.00 %
1050170	74000-461	INT APP-1961 SALES TAX CAP IMP	0	0	0	0	49,516	100.00 %
1050170	74000-485	INT APP-1985 SALES TAX CAP IMP	0	0	0	0	938,358	100.00 %
1050170	74000-643	INT APP-HURRICANE GUSTAV FUND	(16,976)	0	0	0	0	0.00 %
1050170	74000-649	INT APP-HURRICANE DELTA	(193,518)	0	0	0	0	0.00 %
1050170	74000-651	INT APP-AMER RESC PLAN/21-PAR	1,760	0	0	0	0	0.00 %
1050170	74000-652	INT APP-HURRICANE IDA	12	0	0	0	0	0.00 %
1050170	76100-0	EXT APP-AOC CONTRIBUTIONS	140,847	157,500	28,714	157,500	140,000	-11.11 %
1050170	76345-0	EXT APP-LAF PAR CRIM JUST COMM	0	834	0	834	0	-100.00 %
1050170	76370-0	EXT APP-LAF PAR SVC OFFICER	41,826	41,827	24,399	41,827	41,827	0.00 %
1050170	76530-0	EXT APP-OFFICE OF EMRG PREPARE	43,387	73,000	73,000	73,000	0	-100.00 %
1050170	76790-0	EXT APP-SHERIFF REIMB	37,944	45,000	11,866	45,000	45,000	0.00 %
1050170	78000-0	UNINSURED LOSSES	0	0	0	11,282	11,340	100.00 %
1050170	80420-0	TAX DEDUCTIONS-RETIREMENT	164,692	174,117	178,121	174,117	180,191	3.49 %
TOTAL NON-PERSONNEL COSTS			5,135,933	7,324,133	3,105,724	7,399,148	8,414,300	14.88 %
0171 FM-GENERAL ACCOUNTS-OTHER			35,334	49,620	15,622	49,620	49,620	0.00 %
1050171	57200-0	GOVERNMENTAL RELATIONS	15,000	17,500	0	17,500	17,500	0.00 %
1050171	70000-0	DUES & LICENSES	12,250	17,000	12,250	17,000	17,000	0.00 %
1050171	70300-0	PRINTING & BINDING	0	795	0	795	795	0.00 %
1050171	70408-0	PUB & REC-JURY POOL	8,084	10,400	3,372	10,400	10,400	0.00 %

**LAFAYETTE CONSOLIDATED GOVERNMENT
2024 - 2025 ADOPTED BUDGET
ANNUAL BUDGET BY FUND
GENERAL FUND - PARISH DETAILED PRO FORMA**

<u>ACCOUNT</u>	<u>ACTUAL</u> <u>FY 22-23</u>	<u>CUR BUDGET</u> <u>FY 23-24</u>	<u>ACTUAL AT</u> <u>4/30/2024</u>	<u>PROJECTED</u> <u>FY 23-24</u>	<u>ADOPTED</u> <u>FY 24-25</u>	<u>ADOPTED</u> <u>VS</u> <u>CURRENT</u>
1050171 70725-0 TOURISM- CONVENT'NS/CONFERENCES	0	3,925	0	3,925	3,925	0.00 %
TOTAL NON-PERSONNEL COSTS	35,334	49,620	15,622	49,620	49,620	0.00 %
FIRE DEPARTMENT	1,549,291	1,802,483	0	1,802,483	2,003,292	11.14 %
FD-PARISHWIDE FIRE PROTECTION	1,549,291	1,802,483	0	1,802,483	2,003,292	11.14 %
4190 FD-PARISHWIDE FIRE PROTECTION	1,549,291	1,802,483	0	1,802,483	2,003,292	11.14 %
1054190 75000-0 BROUSSARD VFD 2%	101,154	117,584	0	117,584	139,342	18.50 %
1054190 75100-0 CARENCRO VFD 2%	133,505	155,256	0	155,256	170,782	10.00 %
1054190 75200-0 CITY OF LAFAYETTE 2%	878,555	1,022,837	0	1,022,837	1,125,121	10.00 %
1054190 75300-0 DUSON VFD 2%	20,425	23,619	0	23,619	35,981	52.34 %
1054190 75400-0 JUDICE VFD 2%	63,718	73,991	0	73,991	81,391	10.00 %
1054190 75500-0 MILTON VFD 2%	62,311	72,353	0	72,353	79,588	10.00 %
1054190 75600-0 SCOTT VFD 2%	138,113	160,621	0	160,621	177,242	10.35 %
1054190 75700-0 YOUNGSHVILLE VFD 2%	151,510	176,222	0	176,222	193,845	10.00 %
TOTAL NON-PERSONNEL COSTS	1,549,291	1,802,483	0	1,802,483	2,003,292	11.14 %
PUBLIC WORKS DEPARTMENT	776,581	4,218,840	92,899	4,218,840	1,250,000	-70.37 %
PW-CAPITAL IMPROVEMENTS-PROJ	368,378	4,218,840	92,899	4,218,840	1,250,000	-70.37 %
5130 PW-CIP-PROJECTS	368,378	4,218,840	92,899	4,218,840	1,250,000	-70.37 %
1055130 89000-0 CAPITAL OUTLAY	368,378	4,218,840	92,899	4,218,840	1,250,000	-70.37 %
TOTAL NON-PERSONNEL COSTS	368,378	4,218,840	92,899	4,218,840	1,250,000	-70.37 %
PW-FACILITY MAINTENANCE	408,203	0	0	0	0	0.00 %
5146 PW-FM-ADULT CORRECTIONAL CTR	408,203	0	0	0	0	0.00 %
1055146 89000-0 CAPITAL OUTLAY	408,203	0	0	0	0	0.00 %
TOTAL NON-PERSONNEL COSTS	408,203	0	0	0	0	0.00 %
DRAINAGE DEPARTMENT	1,176,321	513,772	8,843	513,772	0	-100.00 %
DR-OPERATIONS DIVISION	1,176,321	513,772	8,843	513,772	0	-100.00 %
5122 DR-OP-DRAINAGE	1,176,321	513,772	8,843	513,772	0	-100.00 %
1055122 89000-0 CAPITAL OUTLAY	1,176,321	513,772	8,843	513,772	0	-100.00 %
TOTAL NON-PERSONNEL COSTS	1,176,321	513,772	8,843	513,772	0	-100.00 %
COMMUNITY DEVELOPMENT & PLANNING	122,389	474,432	66,213	474,432	341,904	-27.93 %
CP-PLANNING	85,098	171,283	40,000	171,283	164,283	-4.09 %
5901 CP-PLANNING	85,098	171,283	40,000	171,283	164,283	-4.09 %
1055901 57200-0 GOVERNMENTAL RELATIONS	40,000	120,000	40,000	120,000	120,000	0.00 %
1055901 76059-0 EXT APP-ACADIANA PLANNING COMM	41,098	44,283	0	44,283	44,283	0.00 %
1055901 89000-0 CAPITAL OUTLAY	4,000	7,000	0	7,000	0	-100.00 %
TOTAL NON-PERSONNEL COSTS	85,098	171,283	40,000	171,283	164,283	-4.09 %
CP-GRANTS ADMINISTRATION	37,291	303,149	26,213	303,149	177,621	-41.41 %
8166 CP-GRANTS ADMINISTRATION	37,291	303,149	26,213	303,149	177,621	-41.41 %
1058166 50000-0 PERSONNEL SALARIES	26,817	40,311	17,708	40,311	54,725	35.76 %
1058166 50400-0 GROUP HEALTH INSURANCE	5,812	5,476	5,476	5,476	11,006	100.99 %
1058166 50415-0 GROUP LIFE INSURANCE	96	241	109	241	327	35.68 %
1058166 50430-0 WORKERS COMP INSURANCE	225	218	218	218	296	35.78 %
1058166 50500-0 RETIREMENT/MEDICARE TAX	3,474	5,221	2,285	5,221	7,087	35.74 %
TOTAL PERSONNEL COSTS	36,424	51,467	25,796	51,467	73,441	42.70 %
1058166 50600-0 TRAINING OF PERSONNEL	0	240	240	240	340	41.67 %

**LAFAYETTE CONSOLIDATED GOVERNMENT
2024 - 2025 ADOPTED BUDGET
ANNUAL BUDGET BY FUND
GENERAL FUND - PARISH DETAILED PRO FORMA**

<u>ACCOUNT</u>	<u>ACTUAL</u> <u>FY 22-23</u>	<u>CUR BUDGET</u> <u>FY 23-24</u>	<u>ACTUAL AT</u> <u>4/30/2024</u>	<u>PROJECTED</u> <u>FY 23-24</u>	<u>ADOPTED</u> <u>FY 24-25</u>	<u>ADOPTED</u> <u>VS</u> <u>CURRENT</u>
1058166 50800-0 UNIFORMS	0	100	0	100	100	0.00 %
1058166 70123-614 OTHER INSURANCE PREMIUMS-RM	0	2	0	2	0	-100.00 %
1058166 70200-0 POSTAGE/SHIPPING CHARGES	81	80	0	80	85	6.25 %
1058166 70300-0 PRINTING & BINDING	30	130	0	130	105	-19.23 %
1058166 70400-0 PUBLICATION & RECORDATION	179	200	59	200	200	0.00 %
1058166 70500-0 TELECOMMUNICATIONS	10	200	13	200	200	0.00 %
1058166 70800-0 TRAVEL & MEETINGS	0	160	0	160	135	-15.63 %
1058166 71029-0 CONT SERV-GRANT CONSULTANTS	0	250,000	0	250,000	100,000	-60.00 %
1058166 72700-0 SUPPLIES & MATERIALS	567	570	105	570	515	-9.65 %
1058166 89000-0 CAPITAL OUTLAY	0	0	0	0	2,500	100.00 %
TOTAL NON-PERSONNEL COSTS	867	251,682	417	251,682	104,180	-58.61 %
OTHER BUDGETARY UNITS	122,317	147,094	65,699	147,094	141,594	-3.74 %
OTH-LA COOP EXT SERVICE	122,317	147,094	65,699	147,094	141,594	-3.74 %
9130 OTH-LA COOP EXT SERVICE	122,317	147,094	65,699	147,094	141,594	-3.74 %
1059130 63000-0 EQUIPMENT MAINTENANCE	0	109	0	109	109	0.00 %
1059130 70500-0 TELECOMMUNICATIONS	9,182	17,500	4,591	17,500	17,500	0.00 %
1059130 70902-0 DUPLICATING EQUIPMENT EXPENSES	1,037	2,914	528	2,914	2,914	0.00 %
1059130 72600-0 TRANSPORTATION	2,302	2,871	1,140	2,871	2,871	0.00 %
1059130 72700-0 SUPPLIES & MATERIALS	3,049	3,200	1,446	3,200	3,200	0.00 %
1059130 76300-0 EXT APP-LA COOPERATIVE EXT SVC	100,000	100,000	50,000	100,000	100,000	0.00 %
1059130 76710-0 EXT APP-ACAD DIST LIVESTOCK	6,747	8,000	7,994	8,000	15,000	87.50 %
1059130 89000-0 CAPITAL OUTLAY	0	12,500	0	12,500	0	-100.00 %
TOTAL NON-PERSONNEL COSTS	122,317	147,094	65,699	147,094	141,594	-3.74 %
GRAND TOTAL EXPENDITURES	14,473,024	20,435,007	6,357,717	20,510,605	18,624,323	-8.86 %
NET INCREASE (DECREASE)	3,154,194	(3,152,544)	3,233,108	(2,457,823)	(284,399)	-90.98 %
ENDING FUND BALANCE	7,371,069			4,913,246	4,628,847	

**LAFAYETTE CONSOLIDATED GOVERNMENT
2024 - 2025 ADOPTED BUDGET
CAPITAL APPROPRIATION FOR GENERAL FUND - PARISH**

<u>SECTION</u>	<u>ACCOUNT</u>	<u>ACTIVITY</u>	<u>ADOPTED FY 24-25</u>
FUND 105 GENERAL FUND - PARISH			
5130 - PW-CIP-PROJECTS			
1055130	89000-0	CAPITAL OUTLAY	1,250,000
	105251009145130	BRIDGE IMPROVEMENTS-PARISH	1,250,000
TOTAL SECTION 5130 PW-CIP-PROJECTS			1,250,000
TOTAL DIV PW-CI PW-CAPITAL IMPROVEMENTS-PROJ			1,250,000
TOTAL DEPT 050 PUBLIC WORKS DEPARTMENT			1,250,000
8166 - CP-GRANTS ADMINISTRATION			
1058166	89000-0	CAPITAL OUTLAY	2,500
	105256001308166	RPL FURNITURE & EQUIPMENT	2,500
TOTAL SECTION 8166 CP-GRANTS ADMINISTRATION			2,500
TOTAL DIV CP-GM CP-GRANTS ADMINISTRATION			2,500
TOTAL DEPT 090 COMMUNITY DEVELOPMENT & PLANNING			2,500
TOTAL FUND 105 GENERAL FUND - PARISH			1,252,500

**LAFAYETTE CONSOLIDATED GOVERNMENT
2024 - 2025 ADOPTED BUDGET
MANNING TABLE FOR GENERAL FUND - PARISH**

	PERSONNEL			CUR BUDGET FY 23-24	PROJECTED FY 23-24	ADOPTED FY 24-25
	CUR	PROJ	ADP			
FUND 105 - GENERAL FUND - PARISH	54	54	55	1,624,631	1,624,631	1,791,230
EO-LEGISLATIVE/JUDICIAL/OTHER	53	53	52	1,584,320	1,584,320	1,592,449
EO-COUNCIL OFFICE	5	5	5	157,915	157,915	157,915
AE 9001 COUNCIL MEMBER	5	5	5	157,915	157,915	157,915
TOTAL PERSONNEL 1102 EO-COUNCIL OFFICE-PARISH	5	5	5	157,915	157,915	157,915
EO-JUSTICE OF PEACE/CONSTABLES	18	18	18	229,266	229,266	229,266
AE 9933 JUSTICE OF THE PEACE	9	9	9	114,633	114,633	114,633
AE 9934 CONSTABLE	9	9	9	114,633	114,633	114,633
TOTAL PERSONNEL 1117 EO-JUSTICE OF PEACE/CONSTABLES	18	18	18	229,266	229,266	229,266
EO-JUDICIAL-DISTRICT COURT	23	23	22	1,060,338	1,060,338	1,072,299
AU 9902 COURT REPORTER	13	13	13	618,787	618,787	618,787
AU 9903 SECRETARY	10	10	9	441,551	441,551	453,512
TOTAL PERSONNEL 1140 EO-DC-JUDGES	23	23	22	1,060,338	1,060,338	1,072,299
EO-REGISTRAR OF VOTERS	7	7	7	136,801	136,801	132,969
AU 9891 ADMIN COORDINATOR II	1	1	1	19,760	19,760	14,638
AU 9893 ADMIN COORDINATOR III	3	3	3	46,479	46,479	47,769
AU 9914 CHIEF DEPUTY	1	1	1	26,305	26,305	26,305
AU 9915 CONFIDENTIAL ASSISTANT	1	1	1	11,260	11,260	11,260
AU 9916 REGISTRAR OF VOTERS	1	1	1	32,997	32,997	32,997
TOTAL PERSONNEL 1151 EO-REGISTRAR OF VOTERS	7	7	7	136,801	136,801	132,969
EO-EXECUTIVE	0	0	2	0	0	144,056
EO-MAYOR-PRESIDENT'S OFFICE	0	0	2	0	0	144,056
AU 1203 OHSEP DIRECTOR	0	0	1	0	0	100,000
AU 9974 EMERGENCY MANAGEMENT OFFICER	0	0	1	0	0	44,056
TOTAL PERSONNEL 1203 EO-MP-OHSEP	0	0	2	0	0	144,056
COMMUNITY DEVELOPMENT & PLANNING	1	1	1	40,311	40,311	54,725
CP-GRANTS ADMINISTRATION	1	1	1	40,311	40,311	54,725
AF 6233 GRANTS COORDINATOR	1	1	1	40,311	40,311	54,725
TOTAL PERSONNEL 8166 CP-GRANTS ADMINISTRATION	1	1	1	40,311	40,311	54,725
GRAND TOTAL	54	54	55	1,624,631	1,624,631	1,791,230

* PART TIME POSITION

FUND 201 – CITY PARKS & RECREATION



**LAFAYETTE CONSOLIDATED GOVERNMENT
2024 - 2025 ADOPTED BUDGET
ANNUAL BUDGET BY FUND**

201 CITY PARKS & RECREATION FUND PRO FORMA

	Actual FY 22/23	Cur Budget FY 23/24	Actual At FY 23/24	Projected FY 23/24	Adopted FY 24/25
BEGINNING FUND BALANCE	3			-	-
ESTIMATED REVENUES:					
GENERAL PROPERTY TAXES	3,181,248	3,247,583	3,332,696	3,332,696	3,400,219
CHARGES FOR SERVICES	352,125	326,149	174,568	347,693	348,172
INTEREST EARNINGS	28,515	13,336	36,361	38,283	38,283
INTERNAL TRANSFERS	1,358,188	1,570,267	902,612	1,447,742	2,053,354
OTHER REVENUES	21,000	6,000	2,500	16,600	17,000
MISCELLANEOUS REVENUES	5,070	3,441	1,852	4,294	4,235
TOTAL REVENUES	4,946,146	5,166,776	4,450,589	5,187,308	5,861,263
ESTIMATED EXPENDITURES:					
OFFICE OF FINANCE & MANAGEMENT	45,808	74,875	30,731	74,875	79,651
PARKS ARTS RECREATION CULTURE	4,900,341	5,091,902	2,570,925	5,112,433	5,781,612
TOTAL EXPENDITURES	4,946,149	5,166,777	2,601,656	5,187,308	5,861,263
NET INCREASE (DECREASE)	(3)	(1)	1,848,933	-	-
ENDING FUND BALANCE	-			-	-

**LAFAYETTE CONSOLIDATED GOVERNMENT
2024 - 2025 ADOPTED BUDGET
ANNUAL BUDGET BY FUND
CITY PARKS & RECREATION FUND DETAILED PRO FORMA**

ACCOUNT	ACTUAL FY 22-23	CUR BUDGET FY 23-24	ACTUAL AT 4/30/2024	PROJECTED FY 23-24	ADOPTED FY 24-25	ADOPTED VS CURRENT
BEGINNING FUND BALANCE	3			0	0	
ESTIMATED REVENUES:						
GENERAL PROPERTY TAXES	3,181,248	3,247,583	3,332,696	3,332,696	3,400,219	4.70 %
2010999 40014-0 PARK MAINTENANCE MILLAGE	3,181,248	3,247,583	3,332,696	3,332,696	3,400,219	4.70 %
CHARGES FOR SERVICES	352,125	326,149	174,568	347,693	348,172	6.75 %
2010999 43762-0 SWIMMING POOL ADMISSIONS	634	1,300	0	634	634	-51.23 %
2010999 43780-0 RECREATION INSTRUCTION FEES	56,839	50,532	23,977	56,102	56,102	11.02 %
2010999 43782-0 RECREATION REGISTRATION	15,122	12,725	3,873	15,122	15,122	18.84 %
2010999 43784-0 RECREATION BUILDING RENTALS	238,736	215,765	124,134	235,194	235,194	9.00 %
2010999 43786-0 RECREATION CAMPGROUND RENTALS	40,794	45,721	22,584	40,521	41,000	-10.33 %
2010999 43790-0 RECREATION RACQUET BALL FEES	0	106	0	120	120	13.21 %
INTEREST EARNINGS	28,515	13,336	36,361	38,283	38,283	187.07 %
2010999 47000-0 INTEREST ON INVESTMENTS	28,515	13,336	36,361	38,283	38,283	187.07 %
INTERNAL TRANSFERS	1,358,188	1,570,267	902,612	1,447,742	2,053,354	30.76 %
2010999 48500-101 CONTR FROM CITY GENERAL FUND	1,358,188	1,570,267	902,612	1,447,742	2,053,354	30.76 %
OTHER REVENUES	21,000	6,000	2,500	16,600	17,000	183.33 %
2010999 49025-0 RECREATION CENTER LEASES	21,000	6,000	2,500	16,600	17,000	183.33 %
MISCELLANEOUS REVENUES	5,070	3,441	1,852	4,294	4,235	23.07 %
2010999 49800-0 MISCELLANEOUS REVENUES	281	0	1	0	0	0.00 %
2010999 49801-0 MISC REV-PY ADJUSTMENT	265	0	5	0	0	0.00 %
2010999 49810-0 CASH SHORT/OVER	-2	0	-5	0	0	0.00 %
2010999 49820-0 SALES TAX DISCOUNT	244	217	106	59	0	-100.00 %
2010999 49835-0 NSF CHARGES	0	24	0	0	0	-100.00 %
2010999 49865-0 VENDING MACHINES COMMISSIONS	4,282	3,200	1,745	4,235	4,235	32.34 %
GRAND TOTAL REVENUES	4,946,146	5,166,776	4,450,589	5,187,308	5,861,263	13.44 %
ESTIMATED EXPENSES:						
OFFICE OF FINANCE & MANAGEMENT	45,808	74,875	30,731	74,875	79,651	6.38 %
FM-GENERAL ACCOUNTS	45,808	74,875	30,731	74,875	79,651	6.38 %
0170 FM-GENERAL ACCOUNTS	45,808	74,875	30,731	74,875	79,651	6.38 %
2010170 76474-0 EXT APP-MERS	42,185	71,614	29,709	71,614	77,185	7.78 %
TOTAL PERSONNEL COSTS	42,185	71,614	29,709	71,614	77,185	7.78 %
2010170 57031-0 SOFTWARE MAINTENANCE-ASSESSOR	946	1,023	1,022	1,007	1,048	2.44 %
2010170 57081-0 AERIAL PHOTOGRAPHY-ASSESSOR	2,677	1,453	0	1,453	1,418	-2.41 %
2010170 57150-0 TAX REASSESSMENT NOTICE	0	785	0	801	0	-100.00 %
TOTAL NON-PERSONNEL COSTS	3,623	3,261	1,022	3,261	2,466	-24.38 %
PARKS ARTS RECREATION CULTURE	4,900,341	5,091,902	2,570,925	5,112,433	5,781,612	13.55 %
PR-DIRECTOR'S OFFICE	652,827	821,296	425,816	841,827	721,563	-12.14 %
6100 PR-DIRECTOR'S OFFICE	652,827	821,296	425,816	841,827	721,563	-12.14 %
2016100 50000-0 PERSONNEL SALARIES	244,553	257,120	120,206	257,120	273,257	6.28 %
2016100 50200-0 OVERTIME	548	792	394	792	808	2.02 %
2016100 50400-0 GROUP HEALTH INSURANCE	34,990	32,964	32,964	32,964	38,494	16.78 %
2016100 50415-0 GROUP LIFE INSURANCE	907	1,121	549	1,121	1,218	8.65 %

**LAFAYETTE CONSOLIDATED GOVERNMENT
2024 - 2025 ADOPTED BUDGET
ANNUAL BUDGET BY FUND
CITY PARKS & RECREATION FUND DETAILED PRO FORMA**

<u>ACCOUNT</u>			<u>ACTUAL</u>	<u>CUR BUDGET</u>	<u>ACTUAL AT</u>	<u>PROJECTED</u>	<u>ADOPTED</u>	<u>ADOPTED</u>
			<u>FY 22-23</u>	<u>FY 23-24</u>	<u>4/30/2024</u>	<u>FY 23-24</u>	<u>FY 24-25</u>	<u>VS</u>
								<u>CURRENT</u>
2016100	50430-0	WORKERS COMP INSURANCE	1,362	1,388	1,388	1,388	1,476	6.34 %
2016100	50500-0	RETIREMENT/MEDICARE TAX	75,486	79,579	30,467	79,579	51,688	-35.05 %
TOTAL PERSONNEL COSTS			357,846	372,964	185,968	372,964	366,941	-1.61 %
2016100	50925-0	VEHICLE SUBSIDY LEASES	6,023	6,000	2,080	6,000	6,000	0.00 %
2016100	70000-0	DUES & LICENSES	0	346	0	346	346	0.00 %
2016100	70123-614	OTHER INSURANCE PREMIUMS-RM	199,545	303,560	235,448	303,560	235,005	-22.58 %
2016100	70200-0	POSTAGE/SHIPPING CHARGES	28	225	5	225	225	0.00 %
2016100	70500-0	TELECOMMUNICATIONS	654	3,150	252	3,150	3,150	0.00 %
2016100	70800-0	TRAVEL & MEETINGS	131	1,500	657	1,500	1,500	0.00 %
2016100	70902-0	DUPLICATING EQUIPMENT EXPENSES	2,324	3,321	1,406	3,321	3,321	0.00 %
2016100	71022-0	CONTR SERV-SAAS COSTS	0	10,469	0	10,469	10,469	0.00 %
2016100	78000-0	UNINSURED LOSSES	86,276	119,761	0	140,292	94,606	-21.00 %
TOTAL NON-PERSONNEL COSTS			294,981	448,332	239,848	468,863	354,622	-20.90 %
PR-OPERATIONS & MAINTENANCE			2,320,855	2,272,482	1,182,231	2,272,482	2,779,069	22.29 %
6120 PR-OPERATIONS & MAINTENANCE			2,320,855	2,272,482	1,182,231	2,272,482	2,779,069	22.29 %
2016120	50000-0	PERSONNEL SALARIES	949,197	955,495	482,507	955,495	1,329,423	39.13 %
2016120	50100-0	TEMPORARY EMPLOYEES	4,746	7,500	0	7,500	7,500	0.00 %
2016120	50200-0	OVERTIME	4,070	5,000	1,294	5,000	5,100	2.00 %
2016120	50400-0	GROUP HEALTH INSURANCE	238,764	224,948	224,948	224,948	213,888	-4.92 %
2016120	50415-0	GROUP LIFE INSURANCE	3,818	6,493	2,764	6,493	7,629	17.50 %
2016120	50430-0	WORKERS COMP INSURANCE	6,044	6,108	6,108	6,108	7,176	17.49 %
2016120	50500-0	RETIREMENT/MEDICARE TAX	162,630	134,179	81,104	134,179	216,504	61.35 %
2016120	50900-0	ACCRUED SICK/ANNUAL LEAVE	57,449	0	50,668	0	1,400	100.00 %
TOTAL PERSONNEL COSTS			1,426,718	1,339,723	849,393	1,339,723	1,788,620	33.51 %
2016120	50600-0	TRAINING OF PERSONNEL	1,384	2,500	0	2,500	2,500	0.00 %
2016120	50800-0	UNIFORMS	4,934	10,503	4,140	10,503	10,503	0.00 %
2016120	63000-0	EQUIPMENT MAINTENANCE	7,673	6,030	2,257	6,030	6,030	0.00 %
2016120	65000-0	GROUNDS MAINTENANCE	14,900	9,000	3,433	9,000	29,000	222.22 %
2016120	66000-0	JANITORIAL SUPPLIES & SERVICES	22,000	15,042	7,158	15,042	19,042	26.59 %
2016120	67000-0	UTILITIES	303,502	362,000	121,779	362,000	362,000	0.00 %
2016120	70200-0	POSTAGE/SHIPPING CHARGES	1	50	1	50	50	0.00 %
2016120	70500-0	TELECOMMUNICATIONS	6,187	8,010	2,977	8,010	7,510	-6.24 %
2016120	70907-0	CONTRACTUAL SERVICES	87,198	130,979	42,988	130,979	160,979	22.90 %
2016120	71017-0	CONTR SERV-PROJECT GEAUX MOW	162,475	165,604	47,250	165,604	165,604	0.00 %
2016120	72100-0	EQUIPMENT RENTAL	6,905	2,500	0	2,500	8,500	240.00 %
2016120	72600-0	TRANSPORTATION	248,652	190,500	87,067	190,500	186,690	-2.00 %
2016120	72700-0	SUPPLIES & MATERIALS	28,326	30,041	13,788	30,041	32,041	6.66 %
TOTAL NON-PERSONNEL COSTS			894,137	932,759	332,838	932,759	990,449	6.18 %
PR-ATHLETIC PROGRAMS			509,397	644,790	271,751	644,790	708,446	9.87 %
6130 PR-ATHLETIC PROGRAMS			407,807	523,499	236,881	523,499	538,120	2.79 %
2016130	50000-0	PERSONNEL SALARIES	206,176	241,073	109,263	241,073	262,906	9.06 %
2016130	50100-0	TEMPORARY EMPLOYEES	16,674	8,712	639	41,712	21,712	149.22 %
2016130	50400-0	GROUP HEALTH INSURANCE	46,673	38,440	38,440	38,440	49,500	28.77 %
2016130	50415-0	GROUP LIFE INSURANCE	851	1,433	646	1,433	1,571	9.63 %
2016130	50430-0	WORKERS COMP INSURANCE	1,351	1,301	1,301	1,301	1,420	9.15 %
2016130	50500-0	RETIREMENT/MEDICARE TAX	46,934	50,263	22,930	50,263	37,364	-25.66 %
TOTAL PERSONNEL COSTS			318,659	341,222	173,219	374,222	374,473	9.74 %
2016130	50800-0	UNIFORMS	0	0	0	0	1,000	100.00 %
2016130	57020-0	OFFICIAL FEES	39,303	53,387	19,220	43,387	51,387	-3.75 %
2016130	70030-0	DUES & LIC-TEAMS/COACHES/VOLNT	1,871	19,000	2,407	19,000	19,000	0.00 %

**LAFAYETTE CONSOLIDATED GOVERNMENT
2024 - 2025 ADOPTED BUDGET
ANNUAL BUDGET BY FUND
CITY PARKS & RECREATION FUND DETAILED PRO FORMA**

ACCOUNT			ACTUAL	CUR BUDGET	ACTUAL AT	PROJECTED	ADOPTED	ADOPTED
			FY 22-23	FY 23-24	4/30/2024	FY 23-24	FY 24-25	VS CURRENT
2016130	70123-0	OTHER INSURANCE PREMIUMS	0	23,401	0	23,401	23,401	0.00 %
2016130	70200-0	POSTAGE/SHIPPING CHARGES	1	200	0	200	200	0.00 %
2016130	70300-0	PRINTING & BINDING	2,146	1,910	1,506	1,910	1,910	0.00 %
2016130	70400-0	PUBLICATION & RECORDATION	0	240	118	240	240	0.00 %
2016130	70500-0	TELECOMMUNICATIONS	501	4,500	789	4,500	4,500	0.00 %
2016130	70700-0	TOURISM	1,700	1,700	1,600	1,700	1,700	0.00 %
2016130	70800-0	TRAVEL & MEETINGS	0	2,500	484	500	3,000	20.00 %
2016130	70907-0	CONTRACTUAL SERVICES	33,326	56,875	27,833	40,875	40,875	-28.13 %
2016130	72600-0	TRANSPORTATION	5,256	6,500	5,313	6,500	6,370	-2.00 %
2016130	72700-0	SUPPLIES & MATERIALS	846	2,000	1,299	2,000	2,000	0.00 %
2016130	80795-0	AWARDS & ADVERTISING	4,198	10,064	3,093	5,064	8,064	-19.87 %
TOTAL NON-PERSONNEL COSTS			89,148	182,277	63,662	149,277	163,647	-10.22 %
6131 PR-AP-SWIMMING			44,924	60,208	18,673	60,208	108,390	80.03 %
2016131	50100-0	TEMPORARY EMPLOYEES	2,674	15,250	667	15,250	15,250	0.00 %
2016131	50500-0	RETIREMENT/MEDICARE TAX	205	250	51	250	2,334	833.60 %
TOTAL PERSONNEL COSTS			2,879	15,500	718	15,500	17,584	13.45 %
2016131	54060-0	POOL SECURITY	1,127	2,000	0	2,000	2,000	0.00 %
2016131	63000-0	EQUIPMENT MAINTENANCE	110	610	0	610	2,610	327.87 %
2016131	66000-0	JANITORIAL SUPPLIES & SERVICES	14	568	0	568	1,136	100.00 %
2016131	67000-0	UTILITIES	31,812	34,160	16,648	34,160	68,320	100.00 %
2016131	70907-0	CONTRACTUAL SERVICES	1,271	1,500	63	1,500	5,000	233.33 %
2016131	72700-0	SUPPLIES & MATERIALS	7,711	5,870	1,244	5,870	11,740	100.00 %
TOTAL NON-PERSONNEL COSTS			42,045	44,708	17,955	44,708	90,806	103.11 %
6132 PR-AP-TENNIS			44,602	43,325	11,144	43,325	44,104	1.80 %
2016132	50100-0	TEMPORARY EMPLOYEES	5,825	13,800	2,110	13,800	11,300	-18.12 %
2016132	50500-0	RETIREMENT/MEDICARE TAX	446	450	161	450	1,729	284.22 %
TOTAL PERSONNEL COSTS			6,271	14,250	2,271	14,250	13,029	-8.57 %
2016132	60000-0	BUILDING MAINTENANCE	58	850	33	850	2,850	235.29 %
2016132	67000-0	UTILITIES	35,254	25,000	8,400	25,000	25,000	0.00 %
2016132	70907-0	CONTRACTUAL SERVICES	1,804	2,000	134	2,000	2,000	0.00 %
2016132	72700-0	SUPPLIES & MATERIALS	1,215	1,225	306	1,225	1,225	0.00 %
TOTAL NON-PERSONNEL COSTS			38,331	29,075	8,873	29,075	31,075	6.88 %
6133 PR-AP-THERAPEUTIC RECREATION			12,064	17,758	5,053	17,758	17,832	0.42 %
2016133	50100-0	TEMPORARY EMPLOYEES	9,855	14,000	4,223	14,000	14,000	0.00 %
2016133	50500-0	RETIREMENT/MEDICARE TAX	754	900	323	900	2,142	138.00 %
TOTAL PERSONNEL COSTS			10,609	14,900	4,546	14,900	16,142	8.34 %
2016133	70500-0	TELECOMMUNICATIONS	703	1,015	284	1,015	915	-9.85 %
2016133	72700-0	SUPPLIES & MATERIALS	752	775	223	775	775	0.00 %
2016133	72720-0	SUP & MAT-DONATIONS	0	1,068	0	1,068	0	-100.00 %
TOTAL NON-PERSONNEL COSTS			1,455	2,858	507	2,858	1,690	-40.87 %
PR-CENTERS & OTHER PROGRAMS			1,417,262	1,353,334	691,127	1,353,334	1,572,534	16.20 %
6140 PR-CENTERS & PROGRAMS			1,417,262	1,353,334	691,127	1,353,334	1,572,534	16.20 %
2016140	50000-0	PERSONNEL SALARIES	448,029	444,443	215,024	444,443	565,616	27.26 %
2016140	50100-0	TEMPORARY EMPLOYEES	64,192	92,817	34,100	92,817	92,817	0.00 %
2016140	50200-0	OVERTIME	55,696	30,991	23,480	27,991	28,552	-7.87 %
2016140	50400-0	GROUP HEALTH INSURANCE	110,723	98,784	98,784	98,784	98,784	0.00 %
2016140	50415-0	GROUP LIFE INSURANCE	1,884	2,798	1,273	2,798	3,289	17.55 %
2016140	50430-0	WORKERS COMP INSURANCE	2,553	2,588	2,588	2,588	3,055	18.04 %

**LAFAYETTE CONSOLIDATED GOVERNMENT
2024 - 2025 ADOPTED BUDGET
ANNUAL BUDGET BY FUND
CITY PARKS & RECREATION FUND DETAILED PRO FORMA**

<u>ACCOUNT</u>			<u>ACTUAL</u>	<u>CUR BUDGET</u>	<u>ACTUAL AT</u>	<u>PROJECTED</u>	<u>ADOPTED</u>	<u>ADOPTED</u>
			<u>FY 22-23</u>	<u>FY 23-24</u>	<u>4/30/2024</u>	<u>FY 23-24</u>	<u>FY 24-25</u>	<u>VS</u>
								<u>CURRENT</u>
2016140	50500-0	RETIREMENT/MEDICARE TAX	101,773	89,436	49,061	89,436	129,420	44.71 %
2016140	50900-0	ACCRUED SICK/ANNUAL LEAVE	40,972	0	0	0	0	0.00 %
TOTAL PERSONNEL COSTS			825,822	761,857	424,310	758,857	921,533	20.96 %
2016140	50600-0	TRAINING OF PERSONNEL	6,200	5,000	2,500	5,000	5,000	0.00 %
2016140	50800-0	UNIFORMS	1,985	726	264	726	727	0.14 %
2016140	57010-0	INSTRUCTOR FEES	37,925	30,183	21,002	30,183	34,183	13.25 %
2016140	60000-0	BUILDING MAINTENANCE	16,931	0	0	0	17,000	100.00 %
2016140	63000-0	EQUIPMENT MAINTENANCE	7,365	11,000	9,755	11,000	15,000	36.36 %
2016140	65000-0	GROUNDS MAINTENANCE	6,012	3,100	390	3,100	6,000	93.55 %
2016140	66000-0	JANITORIAL SUPPLIES & SERVICES	12,388	17,500	12,199	17,500	17,500	0.00 %
2016140	67000-0	UTILITIES	257,469	281,366	107,893	281,366	281,366	0.00 %
2016140	70000-0	DUES & LICENSES	14,481	10,572	10,571	10,572	10,572	0.00 %
2016140	70200-0	POSTAGE/SHIPPING CHARGES	955	1,500	404	1,500	1,500	0.00 %
2016140	70400-0	PUBLICATION & RECORDATION	394	500	111	500	500	0.00 %
2016140	70500-0	TELECOMMUNICATIONS	37,759	38,853	18,888	38,853	38,853	0.00 %
2016140	70546-0	TELECOMM-PUBLIC WI-FI ACCESS	49,767	48,278	31,960	48,278	48,278	0.00 %
2016140	70700-0	TOURISM	0	3,296	2,996	3,296	5,000	51.70 %
2016140	70800-0	TRAVEL & MEETINGS	274	1,229	712	1,229	1,775	44.43 %
2016140	70906-0	REGULATORY FEES & PENALTIES	0	1,500	0	3,000	3,000	100.00 %
2016140	70907-0	CONTRACTUAL SERVICES	102,365	113,750	31,261	108,750	128,750	13.19 %
2016140	70915-0	CONTR SERV-CREDIT CARD EXP	6,333	4,320	3,584	4,320	4,320	0.00 %
2016140	72600-0	TRANSPORTATION	12,368	9,976	4,993	14,976	14,677	47.12 %
2016140	72700-0	SUPPLIES & MATERIALS	15,482	8,735	7,237	10,235	15,000	71.72 %
2016140	72720-0	SUP & MAT-DONATIONS	0	93	97	93	0	-100.00 %
2016140	72860-0	SUP & MAT-SUMMER CAMP T-SHIRTS	4,987	0	0	0	2,000	100.00 %
TOTAL NON-PERSONNEL COSTS			591,440	591,477	266,817	594,477	651,001	10.06 %
GRAND TOTAL EXPENDITURES			4,946,149	5,166,777	2,601,656	5,187,308	5,861,263	13.44 %
NET INCREASE (DECREASE)			(3)	(1)	1,848,933	0	0	-100.00 %
ENDING FUND BALANCE			0			0	0	

**LAFAYETTE CONSOLIDATED GOVERNMENT
2024 - 2025 ADOPTED BUDGET
MANNING TABLE FOR CITY PARKS & RECREATION FUND**

	PERSONNEL			CUR BUDGET FY 23-24	PROJECTED FY 23-24	ADOPTED FY 24-25
	CUR	PROJ	ADP			
FUND 201 - CITY PARKS & RECREATION FUND	56	56	56	2,091,625	2,091,625	2,431,202
PARKS ARTS RECREATION CULTURE	56	56	56	2,091,625	2,091,625	2,431,202
PR-DIRECTOR'S OFFICE	4	4	4	251,682	251,682	273,257
AF 1002 DIRECTORS EXEC SECRETARY	1	1	1	43,778	43,778	48,812
AF 1012 CLERK III	1	1	1	31,091	31,091	42,973
AF 1319 BUDGET ANALYST	1	1	1	45,209	45,209	49,868
AU 9013 DEPARTMENT DIRECTOR	1	1	1	131,604	131,604	131,604
TOTAL PERSONNEL 6100 PR-DIRECTOR'S OFFICE	4	4	4	251,682	251,682	273,257
PR-OPERATIONS & MAINTENANCE	33	33	33	1,119,427	1,119,427	1,329,423
AF 3007 CAMPGROUND ATTENDANT	1	1	1	30,588	30,588	37,732
AF 3025 PARKS MAINTENANCE SUPV	1	1	1	59,266	59,266	63,384
AF 3026 PROGRAMS & MAINT MANAGER	1	1	1	84,294	84,294	87,996
AF 4013 LABOR FOREMAN I	4	4	4	119,524	119,524	144,401
AF 4015 LABOR FOREMAN II	2	2	2	69,900	69,900	81,590
AF 4018 LABOR FOREMAN III	3	3	3	135,563	135,563	151,039
AF 4101 EQUIPMENT OPERATOR I	8	8	8	197,848	197,848	254,635
AF 4102 EQUIPMENT OPERATOR II	6	6	6	170,030	170,030	207,346
AF 4103 EQUIPMENT OPERATOR III	2	2	2	64,042	64,042	75,732
AF 4201 MAINTENANCE WORKER	2	2	2	55,528	55,528	71,508
AF 4212 ELECTRICIAN I	1	1	1	39,029	39,029	44,500
AF 4215 WELDER I	1	1	1	42,896	42,896	48,366
AF 4225 MAINTENANCE SUPERVISOR	1	1	1	50,919	50,919	61,194
TOTAL PERSONNEL 6120 PR-OPERATIONS & MAINTENANCE	33	33	33	1,119,427	1,119,427	1,329,423
PR-ATHLETIC PROGRAMS	5	5	5	241,073	241,073	262,906
AF 3013 RECREATION COORDINATOR	4	4	4	177,725	177,725	202,606
AF 3016 ATHLETICS PROGRAMS SUPV	1	1	1	63,348	63,348	60,300
TOTAL PERSONNEL 6130 PR-ATHLETIC PROGRAMS	5	5	5	241,073	241,073	262,906
PR-CENTERS & OTHER PROGRAMS	14	14	14	479,443	479,443	565,616
AF 1012 CLERK III	1	1	1	31,523	31,523	37,222
AF 3010 RECREATION CENTERS COORDINATOR	5	5	5	190,601	190,601	218,161
AF 3011 RECREATION CENTERS MAINT SUPV	1	1	1	39,271	39,271	45,615
AF 3023 RECREATION CENTERS MANAGER	1	1	1	72,779	72,779	76,669
AF 4500 JANITOR	6	6	6	145,269	145,269	187,949
TOTAL PERSONNEL 6140 PR-CENTERS & PROGRAMS	14	14	14	479,443	479,443	565,616
GRAND TOTAL	56	56	56	2,091,625	2,091,625	2,431,202

* PART TIME POSITION

FUND 202 – LAFAYETTE SCIENCE MUSEUM



**LAFAYETTE CONSOLIDATED GOVERNMENT
2024 - 2025 ADOPTED BUDGET
ANNUAL BUDGET BY FUND**

202 LAFAYETTE SCIENCE MUSEUM FD PRO FORMA

	Actual FY 22/23	Cur Budget FY 23/24	Actual At FY 23/24	Projected FY 23/24	Adopted FY 24/25
BEGINNING FUND BALANCE	1			-	-
ESTIMATED REVENUES:					
CHARGES FOR SERVICES	412	1,000	-	1,800	1,800
INTERNAL TRANSFERS	608,750	547,286	285,022	546,631	437,833
OTHER REVENUES	-	34,500	18,072	34,500	34,500
TOTAL REVENUES	609,162	582,786	303,094	582,931	474,133
ESTIMATED EXPENDITURES:					
PARKS ARTS RECREATION CULTURE	609,163	582,786	303,094	582,931	474,133
NET INCREASE (DECREASE)	(1)	-	-	-	-

**LAFAYETTE CONSOLIDATED GOVERNMENT
2024 - 2025 ADOPTED BUDGET
ANNUAL BUDGET BY FUND
LAFAYETTE SCIENCE MUSEUM FD DETAILED PRO FORMA**

<u>ACCOUNT</u>	<u>ACTUAL FY 22-23</u>	<u>CUR BUDGET FY 23-24</u>	<u>ACTUAL AT 4/30/2024</u>	<u>PROJECTED FY 23-24</u>	<u>ADOPTED FY 24-25</u>	<u>ADOPTED VS CURRENT</u>
BEGINNING FUND BALANCE	1			0	0	
ESTIMATED REVENUES:						
CHARGES FOR SERVICES	412	1,000	0	1,800	1,800	80.00 %
2020999 43826-0 NATURE STATION FEES	412	1,000	0	1,800	1,800	80.00 %
INTERNAL TRANSFERS	608,750	547,286	285,022	546,631	437,833	-20.00 %
2020999 48500-101 CONTR FROM CITY GENERAL FUND	608,750	547,286	285,022	546,631	437,833	-20.00 %
OTHER REVENUES	0	34,500	18,072	34,500	34,500	0.00 %
2020999 49381-0 UNIVERSITY OF LA AT LAFAYETTE	0	34,500	18,072	34,500	34,500	0.00 %
GRAND TOTAL REVENUES	609,162	582,786	303,094	582,931	474,133	-18.64 %
ESTIMATED EXPENSES:						
PARKS ARTS RECREATION CULTURE	609,163	582,786	303,094	582,931	474,133	-18.64 %
PR-ARTS & CULTURE	609,163	582,786	303,094	582,931	474,133	-18.64 %
8183 PR-AC-LAFAYETTE SCIENCE MUSEUM	448,306	419,385	225,717	419,530	295,292	-29.59 %
2028183 76474-0 EXT APP-MERS	2,062	5,580	1,452	5,580	3,773	-32.38 %
TOTAL PERSONNEL COSTS	2,062	5,580	1,452	5,580	3,773	-32.38 %
2028183 60000-0 BUILDING MAINTENANCE	4,696	8,960	1,830	8,960	14,011	56.37 %
2028183 67000-0 UTILITIES	150	300	63	300	300	0.00 %
2028183 67060-0 UTILITIES-HEYMANN BLDG	162,554	184,500	37,122	184,500	184,500	0.00 %
2028183 70123-614 OTHER INSURANCE PREMIUMS-RM	75,327	114,342	84,182	114,342	86,704	-24.17 %
2028183 70300-0 PRINTING & BINDING	0	873	0	873	873	0.00 %
2028183 70500-0 TELECOMMUNICATIONS	728	1,830	822	1,830	1,830	0.00 %
2028183 70907-0 CONTRACTUAL SERVICES	551	2,750	26	2,750	2,750	0.00 %
2028183 72700-0 SUPPLIES & MATERIALS	2,238	250	220	250	250	0.00 %
2028183 76671-0 EXT APP-UL LAFAYETTE	200,000	100,000	100,000	100,000	0	-100.00 %
2028183 78000-0 UNINSURED LOSSES	0	0	0	145	301	100.00 %
TOTAL NON-PERSONNEL COSTS	446,244	413,805	224,265	413,950	291,519	-29.55 %
8184 PR-AC-NATURE STATION	160,857	163,401	77,377	163,401	178,841	9.45 %
2028184 50000-0 PERSONNEL SALARIES	75,275	77,300	34,181	77,300	88,345	14.29 %
2028184 50100-0 TEMPORARY EMPLOYEES	38,712	28,772	14,874	28,772	28,772	0.00 %
2028184 50200-0 OVERTIME	702	1,428	17	1,428	1,457	2.03 %
2028184 50400-0 GROUP HEALTH INSURANCE	11,624	10,952	10,952	10,952	10,952	0.00 %
2028184 50415-0 GROUP LIFE INSURANCE	322	462	206	462	527	14.07 %
2028184 50430-0 WORKERS COMP INSURANCE	409	417	417	417	477	14.39 %
2028184 50500-0 RETIREMENT/MEDICARE TAX	21,235	18,618	9,458	18,618	24,856	33.51 %
TOTAL PERSONNEL COSTS	148,279	137,949	70,105	137,949	155,386	12.64 %
2028184 60000-0 BUILDING MAINTENANCE	0	600	0	600	600	0.00 %
2028184 66000-0 JANITORIAL SUPPLIES & SERVICES	121	210	0	210	210	0.00 %
2028184 67000-0 UTILITIES	2,108	1,900	971	1,900	1,900	0.00 %
2028184 70123-614 OTHER INSURANCE PREMIUMS-RM	889	1,662	1,220	1,662	1,257	-24.37 %
2028184 70500-0 TELECOMMUNICATIONS	4,012	4,100	2,043	4,100	4,100	0.00 %
2028184 70907-0 CONTRACTUAL SERVICES	3,120	11,800	1,889	11,800	11,800	0.00 %
2028184 72600-0 TRANSPORTATION	189	2,180	171	2,180	588	-73.03 %
2028184 72700-0 SUPPLIES & MATERIALS	2,139	3,000	978	3,000	3,000	0.00 %

**LAFAYETTE CONSOLIDATED GOVERNMENT
2024 - 2025 ADOPTED BUDGET
ANNUAL BUDGET BY FUND
LAFAYETTE SCIENCE MUSEUM FD DETAILED PRO FORMA**

<u>ACCOUNT</u>	<u>ACTUAL FY 22-23</u>	<u>CUR BUDGET FY 23-24</u>	<u>ACTUAL AT 4/30/2024</u>	<u>PROJECTED FY 23-24</u>	<u>ADOPTED FY 24-25</u>	<u>ADOPTED VS CURRENT</u>
TOTAL NON-PERSONNEL COSTS	12,578	25,452	7,272	25,452	23,455	-7.85 %
GRAND TOTAL EXPENDITURES	609,163	582,786	303,094	582,931	474,133	-18.64 %
NET INCREASE (DECREASE)	(1)	0	0	0	0	0.00 %
ENDING FUND BALANCE	0			0	0	

**LAFAYETTE CONSOLIDATED GOVERNMENT
2024 - 2025 ADOPTED BUDGET
MANNING TABLE FOR LAFAYETTE SCIENCE MUSEUM FD**

	<u>PERSONNEL</u>			<u>CUR BUDGET</u> <u>FY 23-24</u>	<u>PROJECTED</u> <u>FY 23-24</u>	<u>ADOPTED</u> <u>FY 24-25</u>
	<u>CUR</u>	<u>PROJ</u>	<u>ADP</u>			
FUND 202 - LAFAYETTE SCIENCE MUSEUM FD	2	2	2	77,300	77,300	88,345
PARKS ARTS RECREATION CULTURE	2	2	2	77,300	77,300	88,345
PR-ARTS & CULTURE	2	2	2	77,300	77,300	88,345
AF 3211 NATURALIST	1	1	1	29,475	29,475	35,341
AF 3221 MUSEUM CURATOR	1	1	1	47,825	47,825	53,004
TOTAL PERSONNEL 8184 PR-AC-NATURE STATION	2	2	2	77,300	77,300	88,345
GRAND TOTAL	2	2	2	77,300	77,300	88,345

* PART TIME POSITION

FUND 203 – MUNICIPAL TRANSIT SYSTEM



**LAFAYETTE CONSOLIDATED GOVERNMENT
2024 - 2025 ADOPTED BUDGET
ANNUAL BUDGET BY FUND**

203 MUNICIPAL TRANSIT SYSTEM FUND PRO FORMA

	Actual FY 22/23	Cur Budget FY 23/24	Actual At FY 23/24	Projected FY 23/24	Adopted FY 24/25
BEGINNING FUND BALANCE	18,216			-	-
ESTIMATED REVENUES:					
INTERGOVERNMENTAL REVENUES	2,108,612	2,493,865	381,706	2,655,724	2,353,818
CHARGES FOR SERVICES	157,461	100,000	73,867	159,255	159,255
INTEREST EARNINGS	22,052	-	17,466	11,179	11,179
INTERNAL TRANSFERS	2,173,411	2,666,593	2,140,095	2,667,735	3,033,815
OTHER REVENUES	324,472	442,136	158,224	552,868	542,168
MISCELLANEOUS REVENUES	1,105	-	294	216	-
TOTAL REVENUES	4,787,113	5,702,594	2,771,652	6,046,977	6,100,235
ESTIMATED EXPENDITURES:					
EO-LEGISLATIVE/JUDICIAL/OTHER	5,541	5,541	-	5,541	7,792
OFFICE OF FINANCE & MANAGEMENT	29,657	50,346	20,886	50,346	54,262
PUBLIC WORKS DEPARTMENT	160,074	185,089	63,512	185,089	192,089
TRAFFIC, ROADS & BRIDGES DEPT	4,610,057	5,461,618	1,846,003	5,806,001	5,846,092
TOTAL EXPENDITURES	4,805,329	5,702,594	1,930,401	6,046,977	6,100,235
NET INCREASE (DECREASE)	(18,216)	-	841,251	-	-
ENDING FUND BALANCE	-			-	-

**LAFAYETTE CONSOLIDATED GOVERNMENT
2024 - 2025 ADOPTED BUDGET
ANNUAL BUDGET BY FUND
MUNICIPAL TRANSIT SYSTEM FUND DETAILED PRO FORMA**

<u>ACCOUNT</u>	<u>ACTUAL FY 22-23</u>	<u>CUR BUDGET FY 23-24</u>	<u>ACTUAL AT 4/30/2024</u>	<u>PROJECTED FY 23-24</u>	<u>ADOPTED FY 24-25</u>	<u>ADOPTED VS CURRENT</u>
BEGINNING FUND BALANCE	18,216			0	0	
ESTIMATED REVENUES:						
INTERGOVERNMENTAL REVENUES	2,108,612	2,493,865	381,706	2,655,724	2,353,818	-5.62 %
2030999 42011-0 OTHER-FEDERAL TRANSIT ADMIN	1,762,417	2,493,865	315,081	2,493,865	2,191,959	-12.11 %
2030999 42325-0 OTHER STATE GRANTS	346,195	0	66,625	161,859	161,859	0.00 %
CHARGES FOR SERVICES	157,461	100,000	73,867	159,255	159,255	59.26 %
2030999 43900-0 BUS FARES	146,686	100,000	66,767	144,130	144,130	44.13 %
2030999 43905-0 CHARTER SERVICES	10,775	0	7,100	15,125	15,125	0.00 %
INTEREST EARNINGS	22,052	0	17,466	11,179	11,179	0.00 %
2030999 47000-0 INTEREST ON INVESTMENTS	2,089	0	17,466	11,179	11,179	0.00 %
2030999 47045-0 INTEREST REVENUE ON LEASES	19,963	0	0	0	0	0.00 %
INTERNAL TRANSFERS	2,173,411	2,666,593	2,140,095	2,667,735	3,033,815	13.77 %
2030999 48500-101 CONTR FROM CITY GENERAL FUND	2,173,411	2,666,593	2,140,095	2,667,735	3,033,815	13.77 %
OTHER REVENUES	324,472	442,136	158,224	552,868	542,168	22.62 %
2030999 49010-0 RPTC-USPS LEASE REVENUES	0	135,156	56,315	135,156	135,156	0.00 %
2030999 49011-0 RPTC-USPS UTILITIES REIMB	18,412	21,892	10,554	21,294	21,294	-2.73 %
2030999 49024-0 BENCH/BUS SHELTER FEES	26,075	28,988	14,788	30,388	30,388	4.83 %
2030999 49040-0 LEASE REVENUE	118,730	0	0	118,730	118,730	0.00 %
2030999 49315-0 LAFAYETTE PARISH SCHOOL BOARD	16,667	10,000	2,867	1,200	1,200	-88.00 %
2030999 49361-0 CITY OF CARENCRO	109,188	210,700	67,800	210,700	200,000	-5.08 %
2030999 49381-0 UNIVERSITY OF LA AT LAFAYETTE	35,400	35,400	5,900	35,400	35,400	0.00 %
MISCELLANEOUS REVENUES	1,105	0	294	216	0	0.00 %
2030999 49800-0 MISCELLANEOUS REVENUES	215	0	0	0	0	0.00 %
2030999 49810-0 CASH SHORT/OVER	890	0	294	216	0	0.00 %
GRAND TOTAL REVENUES	4,787,113	5,702,594	2,771,652	6,046,977	6,100,235	6.97 %
ESTIMATED EXPENSES:						
EO-LEGISLATIVE/JUDICIAL/OTHER	5,541	5,541	0	5,541	7,792	40.62 %
EO-COUNCIL OFFICE	5,541	5,541	0	5,541	7,792	40.62 %
1100 EO-COUNCIL OFFICE ADMIN	5,541	5,541	0	5,541	7,792	40.62 %
2031100 53000-0 AUDITING FEES	5,541	5,541	0	5,541	7,792	40.62 %
TOTAL NON-PERSONNEL COSTS	5,541	5,541	0	5,541	7,792	40.62 %
OFFICE OF FINANCE & MANAGEMENT	29,657	50,346	20,886	50,346	54,262	7.78 %
FM-GENERAL ACCOUNTS	29,657	50,346	20,886	50,346	54,262	7.78 %
0170 FM-GENERAL ACCOUNTS	29,657	50,346	20,886	50,346	54,262	7.78 %
2030170 76474-0 EXT APP-MERS	29,657	50,346	20,886	50,346	54,262	7.78 %
TOTAL PERSONNEL COSTS	29,657	50,346	20,886	50,346	54,262	7.78 %
PUBLIC WORKS DEPARTMENT	160,074	185,089	63,512	185,089	192,089	3.78 %
PW-FACILITY MAINTENANCE	160,074	185,089	63,512	185,089	192,089	3.78 %
5144 PW-FM-ROSA PARKS TRANSP CTR	160,074	185,089	63,512	185,089	192,089	3.78 %
2035144 60000-0 BUILDING MAINTENANCE	28,321	40,057	9,753	40,057	40,057	0.00 %
2035144 63000-0 EQUIPMENT MAINTENANCE	21,030	34,449	9,720	34,449	41,449	20.32 %

**LAFAYETTE CONSOLIDATED GOVERNMENT
2024 - 2025 ADOPTED BUDGET
ANNUAL BUDGET BY FUND
MUNICIPAL TRANSIT SYSTEM FUND DETAILED PRO FORMA**

ACCOUNT	ACTUAL FY 22-23	CUR BUDGET FY 23-24	ACTUAL AT 4/30/2024	PROJECTED FY 23-24	ADOPTED FY 24-25	ADOPTED VS CURRENT
2035144 65000-0 GROUNDS MAINTENANCE	17,366	18,230	7,409	18,230	18,230	0.00 %
2035144 66000-0 JANITORIAL SUPPLIES & SERVICES	4,759	5,000	843	5,000	5,000	0.00 %
2035144 66020-0 JAN SUP & SERV-CONTRACT	0	1,611	0	1,611	1,611	0.00 %
2035144 67000-0 UTILITIES	87,721	83,000	35,587	83,000	83,000	0.00 %
2035144 70907-0 CONTRACTUAL SERVICES	770	2,160	200	2,160	2,160	0.00 %
2035144 72100-0 EQUIPMENT RENTAL	0	150	0	150	150	0.00 %
2035144 72700-0 SUPPLIES & MATERIALS	107	432	0	432	432	0.00 %
TOTAL NON-PERSONNEL COSTS	160,074	185,089	63,512	185,089	192,089	3.78 %
TRAFFIC, ROADS AND BRIDGES DEPARTMENT	4,610,057	5,461,618	1,846,003	5,806,001	5,846,092	7.04 %
RB-TRANSIT OPERATIONS	4,610,057	5,461,618	1,846,003	5,806,001	5,846,092	7.04 %
5940 RB-TRANSIT OPERATIONS	4,610,057	5,461,618	1,846,003	5,806,001	5,846,092	7.04 %
2035940 50000-0 PERSONNEL SALARIES	716,345	987,024	292,848	987,024	1,237,871	25.41 %
2035940 50100-0 TEMPORARY EMPLOYEES	49,625	58,250	21,462	88,250	96,250	65.24 %
2035940 50115-0 TEMP EMP-NIGHT SERVICES	62,222	80,080	28,665	80,080	80,080	0.00 %
2035940 50200-0 OVERTIME	428,133	377,900	175,739	457,900	450,000	19.08 %
2035940 50225-0 OVERTIME-POLICE SECURITY	159,702	112,560	75,222	112,560	114,811	2.00 %
2035940 50243-0 OVERTIME-NIGHT SERVICES	16,454	15,000	5,924	15,000	15,300	2.00 %
2035940 50400-0 GROUP HEALTH INSURANCE	303,286	307,844	307,844	307,844	247,392	-19.64 %
2035940 50415-0 GROUP LIFE INSURANCE	2,961	7,734	1,638	7,734	7,235	-6.45 %
2035940 50430-0 WORKERS COMP INSURANCE	6,940	7,165	7,165	7,165	6,682	-6.74 %
2035940 50500-0 RETIREMENT/MEDICARE TAX	176,835	122,256	70,941	122,256	218,458	78.69 %
2035940 50900-0 ACCRUED SICK/ANNUAL LEAVE	468	19,414	712	19,414	0	-100.00 %
TOTAL PERSONNEL COSTS	1,922,971	2,095,227	988,160	2,205,227	2,474,079	18.08 %
2035940 50600-0 TRAINING OF PERSONNEL	9,682	7,565	679	7,565	7,565	0.00 %
2035940 50800-0 UNIFORMS	3,918	7,000	2,278	7,000	7,000	0.00 %
2035940 51000-0 ADMINISTRATIVE COST	413,256	415,000	0	402,758	415,000	0.00 %
2035940 54070-0 SECURITY	24,375	22,539	14,973	22,539	22,539	0.00 %
2035940 60000-0 BUILDING MAINTENANCE	7,244	9,000	5,079	9,000	9,000	0.00 %
2035940 65000-0 GROUNDS MAINTENANCE	4,779	5,129	1,828	5,129	5,129	0.00 %
2035940 66000-0 JANITORIAL SUPPLIES & SERVICES	5,934	12,552	6,672	12,552	12,552	0.00 %
2035940 67000-0 UTILITIES	16,768	25,000	7,910	25,000	25,000	0.00 %
2035940 70000-0 DUES & LICENSES	1,857	2,074	0	2,074	2,074	0.00 %
2035940 70123-614 OTHER INSURANCE PREMIUMS-RM	78,979	129,383	95,200	129,383	98,052	-24.22 %
2035940 70200-0 POSTAGE/SHIPPING CHARGES	632	864	369	864	864	0.00 %
2035940 70300-0 PRINTING & BINDING	2,020	5,000	2,304	5,000	5,000	0.00 %
2035940 70400-0 PUBLICATION & RECORDATION	636	500	133	500	500	0.00 %
2035940 70500-0 TELECOMMUNICATIONS	17,299	16,800	8,854	16,800	16,800	0.00 %
2035940 70800-0 TRAVEL & MEETINGS	295	100	97	100	100	0.00 %
2035940 70902-0 DUPLICATING EQUIPMENT EXPENSES	3,529	2,000	1,606	2,000	2,000	0.00 %
2035940 70907-0 CONTRACTUAL SERVICES	118,207	182,145	142,723	72,145	76,145	-58.20 %
2035940 71003-0 CONTR SERV-PARATRANSIT	697,170	900,000	100,328	900,000	1,005,000	11.67 %
2035940 72600-0 TRANSPORTATION	735,145	968,000	442,315	968,000	980,000	1.24 %
2035940 72626-0 TRANS-NIGHT SERVICES	116,685	135,000	22,528	135,000	120,000	-11.11 %
2035940 72700-0 SUPPLIES & MATERIALS	5,694	7,900	1,967	7,900	10,000	26.58 %
2035940 78000-0 UNINSURED LOSSES	422,982	512,840	0	869,465	551,693	7.58 %
TOTAL NON-PERSONNEL COSTS	2,687,086	3,366,391	857,843	3,600,774	3,372,013	0.17 %
GRAND TOTAL EXPENDITURES	4,805,329	5,702,594	1,930,401	6,046,977	6,100,235	6.97 %
NET INCREASE (DECREASE)	(18,216)	0	841,251	0	0	0.00 %

**LAFAYETTE CONSOLIDATED GOVERNMENT
2024 - 2025 ADOPTED BUDGET
ANNUAL BUDGET BY FUND
MUNICIPAL TRANSIT SYSTEM FUND DETAILED PRO FORMA**

<u>ACCOUNT</u>	<u>ACTUAL</u> <u>FY 22-23</u>	<u>CUR BUDGET</u> <u>FY 23-24</u>	<u>ACTUAL AT</u> <u>4/30/2024</u>	<u>PROJECTED</u> <u>FY 23-24</u>	<u>ADOPTED</u> <u>FY 24-25</u>	<u>ADOPTED</u> <u>VS</u> <u>CURRENT</u>
ENDING FUND BALANCE	0			0	0	

**LAFAYETTE CONSOLIDATED GOVERNMENT
2024 - 2025 ADOPTED BUDGET
MANNING TABLE FOR MUNICIPAL TRANSIT SYSTEM FUND**

	<u>PERSONNEL</u>			<u>CUR BUDGET</u> <u>FY 23-24</u>	<u>PROJECTED</u> <u>FY 23-24</u>	<u>ADOPTED</u> <u>FY 24-25</u>
	<u>CUR</u>	<u>PROJ</u>	<u>ADP</u>			
FUND 203 - MUNICIPAL TRANSIT SYSTEM FUND	34	34	27	1,315,897	1,315,897	1,237,871
TRAFFIC, ROADS AND BRIDGES DEPARTMENT	34	34	27	1,315,897	1,315,897	1,237,871
RB-TRANSIT OPERATIONS	34	34	27	1,315,897	1,315,897	1,237,871
AF 1021 CLERK TYPIST	1	1	1	26,648	26,648	32,825
AF 4500 JANITOR	2	2	0	44,925	44,925	0
AF 4601 BUS OPERATOR	25	25	20	922,040	922,040	854,972
AF 4610 ASSISTANT TRANSIT SUPERVISOR	3	3	3	131,785	131,785	146,449
AF 4611 TRANSIT SUPERVISOR	1	1	1	59,814	59,814	64,162
AF 4612 TRANSIT & PARKING MANAGER	1	1	1	82,129	82,129	86,019
AF 6115 PLANNER I	1	1	1	48,556	48,556	53,444
TOTAL PERSONNEL 5940 RB-TRANSIT OPERATIONS	34	34	27	1,315,897	1,315,897	1,237,871
GRAND TOTAL	34	34	27	1,315,897	1,315,897	1,237,871

* PART TIME POSITION



FUND 204 – HEYMANN PERFORMING ARTS
CENTER



**LAFAYETTE CONSOLIDATED GOVERNMENT
2024 - 2025 ADOPTED BUDGET
ANNUAL BUDGET BY FUND**

204 HEYMANN PERF ARTS CTR-COMM PRO FORMA

	Actual FY 22/23	Cur Budget FY 23/24	Actual At FY 23/24	Projected FY 23/24	Adopted FY 24/25
BEGINNING FUND BALANCE	3			-	-
ESTIMATED REVENUES:					
CHARGES FOR SERVICES	908,608	864,620	481,995	860,380	917,503
INTEREST EARNINGS	47,870	54,040	-	47,870	47,870
INTERNAL TRANSFERS	572,048	697,697	78,106	610,789	726,915
OTHER REVENUES	100,427	196,469	94,255	490,127	321,814
MISCELLANEOUS REVENUES	90	-	80	95	-
TOTAL REVENUES	1,629,043	1,812,826	654,436	2,009,261	2,014,102
ESTIMATED EXPENDITURES:					
OFFICE OF FINANCE & MANAGEMENT	3,648	6,193	2,569	201,921	73,770
PARKS ARTS RECREATION CULTURE	1,625,398	1,806,633	894,505	1,807,340	1,940,332
TOTAL EXPENDITURES	1,629,046	1,812,826	897,074	2,009,261	2,014,102
NET INCREASE (DECREASE)	(3)	-	(242,638)	-	-
ENDING FUND BALANCE	-			-	-

**LAFAYETTE CONSOLIDATED GOVERNMENT
2024 - 2025 ADOPTED BUDGET
ANNUAL BUDGET BY FUND
HEYMANN PERF ARTS CTR-COMM DETAILED PRO FORMA**

<u>ACCOUNT</u>	<u>ACTUAL FY 22-23</u>	<u>CUR BUDGET FY 23-24</u>	<u>ACTUAL AT 4/30/2024</u>	<u>PROJECTED FY 23-24</u>	<u>ADOPTED FY 24-25</u>	<u>ADOPTED VS CURRENT</u>
BEGINNING FUND BALANCE	3			0	0	
ESTIMATED REVENUES:						
CHARGES FOR SERVICES	908,608	864,620	481,995	860,380	917,503	6.12 %
2040999 43840-0 AUDITORIUM BUILDING RENTALS	438,459	455,612	206,627	451,372	444,600	-2.42 %
2040999 43842-0 AUDITORIUM CATERING FEES	43,062	44,403	34,000	44,403	44,403	0.00 %
2040999 43844-0 AUDITORIUM CONCESSION SALES AUDITORIUM COMM ON	51,670	39,000	20,818	39,000	55,000	41.03 %
2040999 43846-0 CONCESSIONS	14,465	13,869	7,708	13,869	13,500	-2.66 %
2040999 43848-0 AUDITORIUM REIMBURSEABLES	360,952	311,736	212,842	311,736	360,000	15.48 %
INTEREST EARNINGS	47,870	54,040	0	47,870	47,870	-11.42 %
2040999 47045-0 INTEREST REVENUE ON LEASES	47,870	54,040	0	47,870	47,870	-11.42 %
INTERNAL TRANSFERS	572,048	697,697	78,106	610,789	726,915	4.19 %
2040999 48500-101 CONTR FROM CITY GENERAL FUND	299,850	78,106	78,106	0	517,765	562.90 %
2040999 48500-205 CONTR FROM HPAC RESERVE FUND	272,198	619,591	0	610,789	209,150	-66.24 %
OTHER REVENUES	100,427	196,469	94,255	490,127	321,814	63.80 %
2040999 49026-0 PARKING LOT RENTALS	0	196,469	94,255	389,700	221,387	12.68 %
2040999 49040-0 LEASE REVENUE	100,427	0	0	100,427	100,427	0.00 %
MISCELLANEOUS REVENUES	90	0	80	95	0	0.00 %
2040999 49801-0 MISC REV-PY ADJUSTMENT	48	0	0	0	0	0.00 %
2040999 49810-0 CASH SHORT/OVER	0	0	74	95	0	0.00 %
2040999 49820-0 SALES TAX DISCOUNT	42	0	6	0	0	0.00 %
GRAND TOTAL REVENUES	1,629,043	1,812,826	654,436	2,009,261	2,014,102	11.10 %
ESTIMATED EXPENSES:						
OFFICE OF FINANCE & MANAGEMENT	3,648	6,193	2,569	201,921	73,770	1,091.18 %
FM-GENERAL ACCOUNTS	3,648	6,193	2,569	201,921	73,770	1,091.18 %
0170 FM-GENERAL ACCOUNTS	3,648	6,193	2,569	201,921	73,770	1,091.18 %
2040170 76474-0 EXT APP-MERS	3,648	6,193	2,569	6,193	6,674	7.77 %
TOTAL PERSONNEL COSTS	3,648	6,193	2,569	6,193	6,674	7.77 %
2040170 74000-101 INT APP-CITY GENERAL FUND	0	0	0	195,728	67,096	100.00 %
TOTAL NON-PERSONNEL COSTS	0	0	0	195,728	67,096	100.00 %
PARKS ARTS RECREATION CULTURE	1,625,398	1,806,633	894,505	1,807,340	1,940,332	7.40 %
PR-ARTS & CULTURE	1,625,398	1,806,633	894,505	1,807,340	1,940,332	7.40 %
8181 PR-AC-ADMINISTRATION	158,954	163,127	58,188	163,127	172,427	5.70 %
2048181 50000-0 PERSONNEL SALARIES	84,304	85,661	30,918	85,661	89,550	4.54 %
2048181 50400-0 GROUP HEALTH INSURANCE	5,812	5,476	5,476	5,476	11,006	100.99 %
2048181 50415-0 GROUP LIFE INSURANCE	355	372	179	372	372	0.00 %
2048181 50430-0 WORKERS COMP INSURANCE	453	463	463	463	484	4.54 %
2048181 50500-0 RETIREMENT/MEDICARE TAX	26,087	26,512	9,563	26,512	26,372	-0.53 %
TOTAL PERSONNEL COSTS	117,011	118,484	46,599	118,484	127,784	7.85 %
2048181 50600-0 TRAINING OF PERSONNEL	7,916	8,203	1,561	4,603	4,603	-43.89 %
2048181 57140-0 PROF SERV-PARKS COORDINATOR	21,178	22,572	9,533	22,572	22,572	0.00 %
2048181 70700-0 TOURISM	0	868	495	4,468	4,468	414.75 %

**LAFAYETTE CONSOLIDATED GOVERNMENT
2024 - 2025 ADOPTED BUDGET
ANNUAL BUDGET BY FUND
HEYMANN PERF ARTS CTR-COMM DETAILED PRO FORMA**

<u>ACCOUNT</u>	<u>ACTUAL</u> <u>FY 22-23</u>	<u>CUR BUDGET</u> <u>FY 23-24</u>	<u>ACTUAL AT</u> <u>4/30/2024</u>	<u>PROJECTED</u> <u>FY 23-24</u>	<u>ADOPTED</u> <u>FY 24-25</u>	<u>ADOPTED</u> <u>VS</u> <u>CURRENT</u>
2048181 70740-0 TOURISM-FRONT ROW & CENTER	12,849	13,000	0	13,000	13,000	0.00 %
TOTAL NON-PERSONNEL COSTS	41,943	44,643	11,589	44,643	44,643	0.00 %
8182 PR-AC-HPACC	1,189,547	1,284,123	696,893	1,284,830	1,364,993	6.30 %
2048182 50000-0 PERSONNEL SALARIES	255,449	266,700	121,760	266,700	342,270	28.34 %
2048182 50100-0 TEMPORARY EMPLOYEES	23,107	65,246	14,325	65,246	65,246	0.00 %
2048182 50120-0 TEMP EMP-SPECIAL EVENTS	10,536	42,200	5,281	42,200	42,200	0.00 %
2048182 50132-0 TEMP EMP-BOX OFFICE	20,100	24,000	14,149	24,000	24,000	0.00 %
2048182 50133-0 TEMP EMP-PRODUCTION	8,478	24,000	5,516	24,000	24,000	0.00 %
2048182 50200-0 OVERTIME	59,768	37,854	35,547	37,854	38,611	2.00 %
2048182 50400-0 GROUP HEALTH INSURANCE	52,485	49,446	49,446	49,446	65,982	33.44 %
2048182 50415-0 GROUP LIFE INSURANCE	1,087	1,531	715	1,531	2,029	32.53 %
2048182 50430-0 WORKERS COMP INSURANCE	1,356	1,385	1,385	1,385	1,849	33.50 %
2048182 50500-0 RETIREMENT/MEDICARE TAX	51,051	42,864	25,964	42,864	62,815	46.54 %
TOTAL PERSONNEL COSTS	483,417	555,226	274,088	555,226	669,002	20.49 %
2048182 67000-0 UTILITIES	165,955	156,400	84,382	156,400	156,400	0.00 %
2048182 70000-0 DUES & LICENSES	1,576	1,987	1,615	1,987	1,987	0.00 %
2048182 70123-614 OTHER INSURANCE PREMIUMS-RM	90,565	146,019	107,485	146,019	110,705	-24.18 %
2048182 70200-0 POSTAGE/SHIPPING CHARGES	0	591	105	591	591	0.00 %
2048182 70300-0 PRINTING & BINDING	0	796	0	796	796	0.00 %
2048182 70400-0 PUBLICATION & RECORDATION	216	500	0	500	500	0.00 %
2048182 70500-0 TELECOMMUNICATIONS	5,287	9,380	1,305	9,380	9,380	0.00 %
2048182 70907-0 CONTRACTUAL SERVICES	105,270	100,609	46,264	100,609	100,609	0.00 %
2048182 71004-0 CONTR SERV-CONCESSIONS	6,676	10,500	3,586	10,500	10,500	0.00 %
2048182 71005-0 CONTR SERV-SPECIAL EVENTS	269,561	222,920	169,531	222,920	222,920	0.00 %
2048182 72600-0 TRANSPORTATION	789	4,649	80	4,649	4,556	-2.00 %
2048182 72700-0 SUPPLIES & MATERIALS	13,325	17,500	6,216	17,500	17,500	0.00 %
2048182 72852-0 SUP & MAT-STAGE PRODUCTION	3,327	3,456	1,337	3,456	3,456	0.00 %
2048182 78000-0 UNINSURED LOSSES	3,807	90	0	797	2,591	2,778.89 %
2048182 80710-0 CONCESSION EXPENSE	24,838	28,500	899	28,500	28,500	0.00 %
2048182 80730-0 REIMBURSABLE EXPENSE	14,938	25,000	0	25,000	25,000	0.00 %
TOTAL NON-PERSONNEL COSTS	706,130	728,897	422,805	729,604	695,991	-4.51 %
8185 PR-AC-MAINTENANCE	276,897	359,383	139,424	359,383	402,912	12.11 %
2048185 50000-0 PERSONNEL SALARIES	108,416	162,016	53,175	162,016	192,817	19.01 %
2048185 50100-0 TEMPORARY EMPLOYEES	7,502	31,250	3,160	31,250	31,250	0.00 %
2048185 50200-0 OVERTIME	24,683	18,360	7,839	18,360	18,727	2.00 %
2048185 50400-0 GROUP HEALTH INSURANCE	40,802	32,910	32,910	32,910	32,910	0.00 %
2048185 50415-0 GROUP LIFE INSURANCE	466	967	300	967	1,151	19.03 %
2048185 50430-0 WORKERS COMP INSURANCE	863	874	874	874	1,041	19.11 %
2048185 50500-0 RETIREMENT/MEDICARE TAX	17,779	20,981	8,133	20,981	29,764	41.86 %
TOTAL PERSONNEL COSTS	200,511	267,358	106,391	267,358	307,660	15.07 %
2048185 60000-0 BUILDING MAINTENANCE	12,730	19,300	7,975	14,300	14,300	-25.91 %
2048185 63000-0 EQUIPMENT MAINTENANCE	45,114	47,911	13,713	52,911	56,138	17.17 %
2048185 66000-0 JANITORIAL SUPPLIES & SERVICES	14,537	15,785	6,580	15,785	15,785	0.00 %
2048185 70500-0 TELECOMMUNICATIONS	482	475	218	475	475	0.00 %
2048185 72700-0 SUPPLIES & MATERIALS	3,523	8,554	4,547	8,554	8,554	0.00 %
TOTAL NON-PERSONNEL COSTS	76,386	92,025	33,033	92,025	95,252	3.51 %
GRAND TOTAL EXPENDITURES	1,629,046	1,812,826	897,074	2,009,261	2,014,102	11.10 %
NET INCREASE (DECREASE)	(3)	0	(242,638)	0	0	0.00 %

**LAFAYETTE CONSOLIDATED GOVERNMENT
 2024 - 2025 ADOPTED BUDGET
 ANNUAL BUDGET BY FUND
 HEYMANN PERF ARTS CTR-COMM DETAILED PRO FORMA**

<u>ACCOUNT</u>	<u>ACTUAL</u> <u>FY 22-23</u>	<u>CUR BUDGET</u> <u>FY 23-24</u>	<u>ACTUAL AT</u> <u>4/30/2024</u>	<u>PROJECTED</u> <u>FY 23-24</u>	<u>ADOPTED</u> <u>FY 24-25</u>	<u>ADOPTED</u> <u>VS</u> <u>CURRENT</u>
ENDING FUND BALANCE	0			0	0	

**LAFAYETTE CONSOLIDATED GOVERNMENT
2024 - 2025 ADOPTED BUDGET
MANNING TABLE FOR HEYMANN PERF ARTS CTR-COMM**

	PERSONNEL			CUR BUDGET FY 23-24	PROJECTED FY 23-24	ADOPTED FY 24-25
	CUR	PROJ	ADP			
FUND 204 - HEYMANN PERF ARTS CTR-COMM	12	12	13	514,167	514,167	624,637
PARKS ARTS RECREATION CULTURE	12	12	13	514,167	514,167	624,637
PR-ARTS & CULTURE	12	12	13	514,167	514,167	624,637
AF 3109 ARTS AND CULTURE MANAGER	1	1	1	85,661	85,661	89,550
TOTAL PERSONNEL 8181 PR-AC-ADMINISTRATION	1	1	1	85,661	85,661	89,550
AF 1012 CLERK III	1	1	1	32,918	32,918	38,617
AF 1303 ACCOUNTING SPECIALIST	0	0	1	0	0	44,783
AF 3101 PRODUCTION TECHNICIAN	1	1	1	40,866	40,866	46,045
AF 3103 EVENTS COORDINATOR	1	1	1	37,493	37,493	42,673
AF 3104 VENUE ADMINISTRATOR	1	1	1	60,154	60,154	64,751
AF 3105 BOX OFFICE COORDINATOR	1	1	1	46,605	46,605	51,493
AF 3112 PRODUCTION COORDINATOR	1	1	1	49,020	49,020	53,908
TOTAL PERSONNEL 8182 PR-AC-HPACC	6	6	7	267,056	267,056	342,270
AF 4012 LABORER II	2	2	2	51,746	51,746	65,058
AF 4013 LABOR FOREMAN I	2	2	2	57,611	57,611	71,090
AF 4225 MAINTENANCE SUPERVISOR	1	1	1	52,093	52,093	56,669
TOTAL PERSONNEL 8185 PR-AC-MAINTENANCE	5	5	5	161,450	161,450	192,817
GRAND TOTAL	12	12	13	514,167	514,167	624,637

* PART TIME POSITION



FUND 205 – HEYMANN PERFORMING ARTS
CENTER - RESERVE



**LAFAYETTE CONSOLIDATED GOVERNMENT
2024 - 2025 ADOPTED BUDGET
ANNUAL BUDGET BY FUND**

205 HEYMANN PERF ARTS CTR-RESERVE PRO FORMA

	Actual FY 22/23	Cur Budget FY 23/24	Actual At FY 23/24	Projected FY 23/24	Adopted FY 24/25
BEGINNING FUND BALANCE	1			-	-
ESTIMATED REVENUES:					
CHARGES FOR SERVICES	2,231,907	2,771,923	1,076,290	2,742,382	2,341,042
INTEREST EARNINGS	19,271	2,247	6,239	22,687	22,687
MISCELLANEOUS REVENUES	9,616	-	479	299	-
TOTAL REVENUES	2,260,794	2,774,170	1,083,008	2,765,368	2,363,729
ESTIMATED EXPENDITURES:					
PARKS ARTS RECREATION CULTURE	2,260,795	2,774,170	1,002,951	2,765,368	2,363,729
NET INCREASE (DECREASE)	(1)	-	80,057	-	-
ENDING FUND BALANCE	-			-	-

**LAFAYETTE CONSOLIDATED GOVERNMENT
2024 - 2025 ADOPTED BUDGET
ANNUAL BUDGET BY FUND
HEYMANN PERF ARTS CTR-RESERVE DETAILED PRO FORMA**

<u>ACCOUNT</u>	<u>ACTUAL FY 22-23</u>	<u>CUR BUDGET FY 23-24</u>	<u>ACTUAL AT 4/30/2024</u>	<u>PROJECTED FY 23-24</u>	<u>ADOPTED FY 24-25</u>	<u>ADOPTED VS CURRENT</u>
BEGINNING FUND BALANCE	1			0	0	
ESTIMATED REVENUES:						
CHARGES FOR SERVICES	2,231,907	2,771,923	1,076,290	2,742,382	2,341,042	-15.54 %
2050999 43850-0 TICKET SALES	1,896,839	2,288,542	943,777	2,369,971	2,038,542	-10.92 %
2050999 43851-0 OUTLET REVENUE SHARES	32,375	0	7,755	5,493	0	0.00 %
2050999 43852-0 CREDIT CARD FEES	15,760	85,820	16,644	23,261	15,500	-81.94 %
2050999 43854-0 FACILITY/COMPUTER FEE	277,098	359,531	106,838	333,704	277,000	-22.96 %
2050999 43856-0 PROCESSING/COMPLIMENTARY FEE	9,835	38,030	1,276	9,953	10,000	-73.70 %
INTEREST EARNINGS	19,271	2,247	6,239	22,687	22,687	909.66 %
2050999 47000-0 INTEREST ON INVESTMENTS	19,271	2,247	6,239	22,687	22,687	909.66 %
MISCELLANEOUS REVENUES	9,616	0	479	299	0	0.00 %
2050999 49800-0 MISCELLANEOUS REVENUES	9,616	0	479	299	0	0.00 %
GRAND TOTAL REVENUES	2,260,794	2,774,170	1,083,008	2,765,368	2,363,729	-14.80 %
ESTIMATED EXPENSES:						
PARKS ARTS RECREATION CULTURE	2,260,795	2,774,170	1,002,951	2,765,368	2,363,729	-14.80 %
PR-ARTS & CULTURE	2,260,795	2,774,170	1,002,951	2,765,368	2,363,729	-14.80 %
8182 PR-AC-HPACC	2,260,795	2,774,170	1,002,951	2,765,368	2,363,729	-14.80 %
2058182 70200-0 POSTAGE/SHIPPING CHARGES	3,262	3,100	0	3,100	3,100	0.00 %
2058182 70900-0 BANK SERVICE CHARGES	524	900	53	900	900	0.00 %
2058182 70909-0 CONTR SERV-TM ARCHTICS FEES	49,128	45,000	6,916	45,000	45,000	0.00 %
2058182 70915-0 CONTR SERV-CREDIT CARD EXP	39,892	67,037	16,520	67,037	67,037	0.00 %
2058182 70944-0 CONTR SERV-PRODUCTION EXPENSE	912,690	789,150	336,689	789,150	789,150	0.00 %
2058182 70946-0 CONTR SERV-PROMOTER'S EXPENSE	983,101	1,249,392	642,773	1,249,392	1,249,392	0.00 %
2058182 74000-204 INT APP-HPACC FUND	272,198	619,591	0	610,789	209,150	-66.24 %
TOTAL NON-PERSONNEL COSTS	2,260,795	2,774,170	1,002,951	2,765,368	2,363,729	-14.80 %
GRAND TOTAL EXPENDITURES	2,260,795	2,774,170	1,002,951	2,765,368	2,363,729	-14.80 %
NET INCREASE (DECREASE)	(1)	0	80,057	0	0	0.00 %
ENDING FUND BALANCE	0			0	0	

FUND 206 – ANIMAL CARE SHELTER



**LAFAYETTE CONSOLIDATED GOVERNMENT
2024 - 2025 ADOPTED BUDGET
ANNUAL BUDGET BY FUND**

206 ANIMAL CARE SHELTER FUND PRO FORMA

	Actual FY 22/23	Cur Budget FY 23/24	Actual At FY 23/24	Projected FY 23/24	Adopted FY 24/25
BEGINNING FUND BALANCE	1,600,042			1,500,903	1,500,903
ESTIMATED REVENUES:					
CHARGES FOR SERVICES	297,925	311,531	141,627	300,938	304,890
INTEREST EARNINGS	82,954	27,027	46,097	75,852	75,852
INTERNAL TRANSFERS	1,983,041	2,029,695	2,029,695	2,676,647	2,793,042
OTHER REVENUES	15,353	16,877	7,282	14,189	-
MISCELLANEOUS REVENUES	2,449	-	189	133	-
TOTAL REVENUES	2,381,722	2,385,130	2,224,890	3,067,759	3,173,784
ESTIMATED EXPENDITURES:					
EO-LEGISLATIVE/JUDICIAL/OTHER	1,918	1,918	-	1,918	2,697
EO-EXECUTIVE	2,451,190	2,992,637	1,262,590	3,005,726	3,175,142
OFFICE OF FINANCE & MANAGEMENT	27,753	60,115	19,545	60,115	50,780
TOTAL EXPENDITURES	2,480,861	3,054,670	1,282,135	3,067,759	3,228,619
NET INCREASE (DECREASE)	(99,139)	(669,540)	942,755	-	(54,835)
ENDING FUND BALANCE	1,500,903			1,500,903	1,446,068

**LAFAYETTE CONSOLIDATED GOVERNMENT
2024 - 2025 ADOPTED BUDGET
ANNUAL BUDGET BY FUND
ANIMAL CARE SHELTER FUND DETAILED PRO FORMA**

<u>ACCOUNT</u>	<u>ACTUAL FY 22-23</u>	<u>CUR BUDGET FY 23-24</u>	<u>ACTUAL AT 4/30/2024</u>	<u>PROJECTED FY 23-24</u>	<u>ADOPTED FY 24-25</u>	<u>ADOPTED VS CURRENT</u>
BEGINNING FUND BALANCE	1,600,042			1,500,903	1,500,903	
ESTIMATED REVENUES:						
CHARGES FOR SERVICES	297,925	311,531	141,627	300,938	304,890	-2.13 %
2060999 43600-0 ANIMAL SHELTER FEES	35,457	34,090	13,566	36,000	36,000	5.60 %
2060999 43601-0 ANIMAL SHELTER-ADOPTION FEES	47,855	43,845	16,455	45,000	45,000	2.63 %
2060999 43602-0 ANIMAL SHELTER-RABIES TAG FEES	210,204	225,246	109,120	215,490	215,490	-4.33 %
2060999 43603-0 ANIMAL SHELTER-POST ADOPT FEES	2,850	2,950	1,850	3,000	3,000	1.69 %
2060999 43920-0 CREDIT CARD CONVENIENCE FEES	1,559	5,400	636	1,448	5,400	0.00 %
INTEREST EARNINGS	82,954	27,027	46,097	75,852	75,852	180.65 %
2060999 47000-0 INTEREST ON INVESTMENTS	65,206	27,027	46,097	75,852	75,852	180.65 %
2060999 47050-0 FMV-ADJ TO INVESTMENT	17,748	0	0	0	0	0.00 %
INTERNAL TRANSFERS	1,983,041	2,029,695	2,029,695	2,676,647	2,793,042	37.61 %
2060999 48500-269 CONTR FROM COMB PUBLIC HEALTH	1,983,041	2,029,695	2,029,695	2,676,647	2,793,042	37.61 %
OTHER REVENUES	15,353	16,877	7,282	14,189	0	-100.00 %
2060999 49602-0 DONATIONS	15,353	16,877	7,282	14,189	0	-100.00 %
MISCELLANEOUS REVENUES	2,449	0	189	133	0	0.00 %
2060999 49800-0 MISCELLANEOUS REVENUES	199	0	191	135	0	0.00 %
2060999 49810-0 CASH SHORT/OVER	0	0	-2	-2	0	0.00 %
2060999 49900-0 AUCTION PROCEEDS	2,249	0	0	0	0	0.00 %
2060999 49902-0 AUCTION PROCEEDS-ON-LINE	1	0	0	0	0	0.00 %
GRAND TOTAL REVENUES	2,381,722	2,385,130	2,224,890	3,067,759	3,173,784	33.07 %
ESTIMATED EXPENSES:						
EO-LEGISLATIVE/JUDICIAL/OTHER	1,918	1,918	0	1,918	2,697	40.62 %
EO-COUNCIL OFFICE	1,918	1,918	0	1,918	2,697	40.62 %
1100 EO-COUNCIL OFFICE ADMIN	1,918	1,918	0	1,918	2,697	40.62 %
2061100 53000-0 AUDITING FEES	1,918	1,918	0	1,918	2,697	40.62 %
TOTAL NON-PERSONNEL COSTS	1,918	1,918	0	1,918	2,697	40.62 %
EO-EXECUTIVE	2,451,190	2,992,637	1,262,590	3,005,726	3,175,142	6.10 %
EO-CAO-ANIMAL SHEL & CARE CTR	2,451,190	2,992,637	1,262,590	3,005,726	3,175,142	6.10 %
1251 EO-CAO-ANIMAL SHEL & CARE CTR	2,451,190	2,992,637	1,262,590	3,005,726	3,175,142	6.10 %
2061251 50000-0 PERSONNEL SALARIES	786,544	857,512	355,809	857,512	972,103	13.36 %
2061251 50100-0 TEMPORARY EMPLOYEES	32,974	38,000	13,396	38,000	38,000	0.00 %
2061251 50200-0 OVERTIME	84,026	81,600	34,584	81,600	83,232	2.00 %
2061251 50225-0 OVERTIME-POLICE SECURITY	224	510	0	510	520	1.96 %
2061251 50300-0 PROMOTION COSTS	0	0	0	0	17,856	100.00 %
2061251 50400-0 GROUP HEALTH INSURANCE	163,031	142,538	142,538	142,538	142,538	0.00 %
2061251 50410-0 GROUP HEALTH INS-RETIREEES	17,438	17,438	17,438	17,438	16,427	-5.80 %
2061251 50415-0 GROUP LIFE INSURANCE	3,329	4,961	2,096	4,961	5,783	16.57 %
2061251 50430-0 WORKERS COMP INSURANCE	4,441	4,484	4,484	4,484	5,249	17.06 %
2061251 50500-0 RETIREMENT/MEDICARE TAX	187,324	182,592	80,398	182,592	195,012	6.80 %
TOTAL PERSONNEL COSTS	1,279,331	1,329,635	650,743	1,329,635	1,476,720	11.06 %
2061251 50600-0 TRAINING OF PERSONNEL	3,779	5,760	4,410	4,760	4,760	-17.36 %

**LAFAYETTE CONSOLIDATED GOVERNMENT
2024 - 2025 ADOPTED BUDGET
ANNUAL BUDGET BY FUND
ANIMAL CARE SHELTER FUND DETAILED PRO FORMA**

<u>ACCOUNT</u>	<u>ACTUAL</u> <u>FY 22-23</u>	<u>CUR BUDGET</u> <u>FY 23-24</u>	<u>ACTUAL AT</u> <u>4/30/2024</u>	<u>PROJECTED</u> <u>FY 23-24</u>	<u>ADOPTED</u> <u>FY 24-25</u>	<u>ADOPTED</u> <u>VS</u> <u>CURRENT</u>
2061251 50800-0 UNIFORMS	9,315	7,000	1,233	7,000	7,000	0.00 %
2061251 51000-0 ADMINISTRATIVE COST	396,000	490,000	245,000	490,000	500,000	2.04 %
2061251 52000-0 LEGAL FEES	0	3,000	0	3,000	1,000	-66.67 %
2061251 60000-0 BUILDING MAINTENANCE	8,774	6,000	2,062	6,000	16,000	166.67 %
2061251 63000-0 EQUIPMENT MAINTENANCE	1,182	3,000	1,620	3,000	3,000	0.00 %
2061251 65000-0 GROUNDS MAINTENANCE	21,982	21,500	9,638	21,500	23,200	7.91 %
2061251 66000-0 JANITORIAL SUPPLIES & SERVICES	10,831	11,000	3,197	11,000	11,000	0.00 %
2061251 66020-0 JAN SUP & SERV-CONTRACT	7,800	8,000	3,328	8,000	8,200	2.50 %
2061251 67000-0 UTILITIES	55,585	50,000	28,971	50,000	56,000	12.00 %
2061251 70000-0 DUES & LICENSES	875	1,264	50	1,264	1,264	0.00 %
2061251 70123-614 OTHER INSURANCE PREMIUMS-RM	37,984	63,009	45,983	63,009	47,861	-24.04 %
2061251 70200-0 POSTAGE/SHIPPING CHARGES	155	346	57	346	346	0.00 %
2061251 70300-0 PRINTING & BINDING	6,377	6,000	905	6,000	6,000	0.00 %
2061251 70400-0 PUBLICATION & RECORDATION	0	400	0	400	400	0.00 %
2061251 70500-0 TELECOMMUNICATIONS	13,475	16,000	5,620	16,000	16,000	0.00 %
2061251 70600-0 TESTING EXPENSE	0	1,296	0	1,296	1,296	0.00 %
2061251 70902-0 DUPLICATING EQUIPMENT EXPENSES	3,291	3,500	1,976	3,500	3,500	0.00 %
2061251 70907-0 CONTRACTUAL SERVICES	27,137	30,440	13,409	30,440	30,440	0.00 %
2061251 70915-0 CONTR SERV-CREDIT CARD EXP	1,373	5,400	527	5,400	5,400	0.00 %
2061251 70917-0 CONTR SERV-DONATIONS	255	6,306	101	6,006	0	-100.00 %
2061251 71008-0 CONTR SERV-FOSTER EXPENSE	993	2,000	13	2,000	2,000	0.00 %
2061251 71013-0 CONTR SERV-VETERINARY CARE	75,431	97,300	38,130	97,300	97,300	0.00 %
2061251 71014-0 CONTR SERV-TNR CARE	56,109	40,000	13,329	40,000	45,000	12.50 %
2061251 71015-0 CONTR SERV-CREMATIONS	7,546	5,500	3,654	5,500	5,500	0.00 %
2061251 71016-0 CONTR SERV-RESCUE EXPENSE	4,410	11,500	1,215	11,500	8,500	-26.09 %
2061251 71018-0 CONTR SERV-HVAC MAINTENANCE	7,500	8,000	3,772	8,000	9,200	15.00 %
2061251 71022-0 CONTR SERV-SAAS COSTS	10,565	11,000	0	11,000	11,000	0.00 %
2061251 72461-0 SUP & MAT-VACCINATION/EMPLOYEE	1,136	5,000	1,276	5,000	5,000	0.00 %
2061251 72462-0 SUP & MAT-VACCINATION/MEDICINE	97,877	99,950	43,512	99,950	99,000	-0.95 %
2061251 72600-0 TRANSPORTATION	102,356	97,000	46,468	97,000	97,000	0.00 %
2061251 72700-0 SUPPLIES & MATERIALS	79,168	80,000	26,454	80,000	80,000	0.00 %
2061251 72720-0 SUP & MAT-DONATIONS	15,098	11,421	8,604	10,691	0	-100.00 %
2061251 72746-0 SUP & MAT-FOSTER EXPENSE	1,491	4,000	0	5,000	5,000	25.00 %
2061251 72790-0 SUP & MAT-MICRO CHIPS	13,972	17,000	5,972	17,000	17,000	0.00 %
2061251 78000-0 UNINSURED LOSSES	58,937	71,246	0	85,365	141,255	98.26 %
2061251 80730-0 REIMBURSABLE EXPENSE	0	500	0	500	500	0.00 %
2061251 89000-0 CAPITAL OUTLAY	33,100	362,364	51,361	362,364	332,500	-8.24 %
TOTAL NON-PERSONNEL COSTS	1,171,859	1,663,002	611,847	1,676,091	1,698,422	2.13 %
OFFICE OF FINANCE & MANAGEMENT	27,753	60,115	19,545	60,115	50,780	-15.53 %
FM-GENERAL ACCOUNTS	27,753	60,115	19,545	60,115	50,780	-15.53 %
0170 FM-GENERAL ACCOUNTS	27,753	60,115	19,545	60,115	50,780	-15.53 %
2060170 76474-0 EXT APP-MERS	27,753	47,115	19,545	47,115	50,780	7.78 %
TOTAL PERSONNEL COSTS	27,753	47,115	19,545	47,115	50,780	7.78 %
2060170 74000-128 INT APP-GRANTS-OTHER	0	13,000	0	13,000	0	-100.00 %
TOTAL NON-PERSONNEL COSTS	0	13,000	0	13,000	0	-100.00 %
GRAND TOTAL EXPENDITURES	2,480,861	3,054,670	1,282,135	3,067,759	3,228,619	5.69 %
NET INCREASE (DECREASE)	(99,139)	(669,540)	942,755	0	(54,835)	-91.81 %
ENDING FUND BALANCE	1,500,903			1,500,903	1,446,068	

**LAFAYETTE CONSOLIDATED GOVERNMENT
2024 - 2025 ADOPTED BUDGET
CAPITAL APPROPRIATION FOR ANIMAL CARE SHELTER FUND**

ADOPTED
FY 24-25

SECTION ACCOUNT ACTIVITY

FUND 206 ANIMAL CARE SHELTER FUND
--

1251 - EO-CAO-ANIMAL SHEL & CARE CTR			
2061251	89000-0	CAPITAL OUTLAY	332,500
	206254000771251	LASCC LIVESTOCK BARN	300,000
	206256001201251	RPL COMPUTER EQUIPMENT	32,500
TOTAL SECTION 1251 EO-CAO-ANIMAL SHEL & CARE CTR			332,500
TOTAL DIV EO-AS EO-CAO-ANIMAL SHEL & CARE CTR			332,500
TOTAL DEPT 005 EO-EXECUTIVE			332,500
TOTAL FUND 206 ANIMAL CARE SHELTER FUND			332,500

**LAFAYETTE CONSOLIDATED GOVERNMENT
2024 - 2025 ADOPTED BUDGET
MANNING TABLE FOR ANIMAL CARE SHELTER FUND**

	<u>PERSONNEL</u>			CUR BUDGET	PROJECTED	ADOPTED
	<u>CUR</u>	<u>PROJ</u>	<u>ADP</u>	<u>FY 23-24</u>	<u>FY 23-24</u>	<u>FY 24-25</u>
FUND 206 - ANIMAL CARE SHELTER FUND	23	23	23	819,052	819,052	972,103
EO-EXECUTIVE	23	23	23	819,052	819,052	972,103
EO-CAO-ANIMAL SHEL & CARE CTR	23	23	23	819,052	819,052	972,103
AF 1011 CLERK II	2	2	2	52,799	52,799	65,832
AF 1040 ADMINISTRATIVE ASSISTANT	1	1	1	44,342	44,342	49,376
AF 1205 ANIMAL CARETAKER	6	6	6	161,034	161,034	207,814
AF 1206 ANIMAL ADOP/FOSTER/RESCUE COOR	3	3	3	96,474	96,474	123,804
AF 1207 ADOPTION/FOSTER/RESCUE SUPERVISOR	1	1	1	42,034	42,034	47,213
AF 1208 ANIMAL CONTROL SUPERVISOR	1	1	1	61,268	61,268	65,615
AF 1209 ANIMAL CONTROL OFFICER	6	6	6	243,277	243,277	278,630
AF 1213 ANIMAL CONTROL FIELD SUPER	1	1	1	46,928	46,928	51,816
AF 1214 ANIMAL CONTROL KENNEL SUPER	1	1	1	44,556	44,556	49,444
AF 5011 DISPATCHER	1	1	1	26,340	26,340	32,559
TOTAL PERSONNEL 1251 EO-CAO-ANIMAL SHEL & CARE CTR	23	23	23	819,052	819,052	972,103
GRAND TOTAL	23	23	23	819,052	819,052	972,103

* PART TIME POSITION



FUND 207 – TRAFFIC SAFETY



**LAFAYETTE CONSOLIDATED GOVERNMENT
2024 - 2025 ADOPTED BUDGET
ANNUAL BUDGET BY FUND**

207 TRAFFIC SAFETY FUND PRO FORMA

	Actual FY 22/23	Cur Budget FY 23/24	Actual At FY 23/24	Projected FY 23/24	Adopted FY 24/25
BEGINNING FUND BALANCE	13,498			13,915	-
ESTIMATED REVENUES:					
INTEREST EARNINGS	417	163	302	519	-
ESTIMATED EXPENDITURES:					
OFFICE OF FINANCE & MANAGEMENT	-	-	-	14,434	-
NET INCREASE (DECREASE)	<u>417</u>	<u>163</u>	<u>302</u>	<u>(13,915)</u>	<u>-</u>
ENDING FUND BALANCE	<u><u>13,915</u></u>			<u><u>-</u></u>	<u><u>-</u></u>

**LAFAYETTE CONSOLIDATED GOVERNMENT
2024 - 2025 ADOPTED BUDGET
ANNUAL BUDGET BY FUND
TRAFFIC SAFETY FUND DETAILED PRO FORMA**

<u>ACCOUNT</u>	<u>ACTUAL FY 22-23</u>	<u>CUR BUDGET FY 23-24</u>	<u>ACTUAL AT 4/30/2024</u>	<u>PROJECTED FY 23-24</u>	<u>ADOPTED FY 24-25</u>	<u>ADOPTED VS CURRENT</u>
BEGINNING FUND BALANCE	13,498			13,915	0	
ESTIMATED REVENUES:						
INTEREST EARNINGS	417	163	302	519	0	-100.00 %
2070999 47000-0 INTEREST ON INVESTMENTS	417	163	302	519	0	-100.00 %
GRAND TOTAL REVENUES	417	163	302	519	0	-100.00 %
ESTIMATED EXPENSES:						
OFFICE OF FINANCE & MANAGEMENT	0	0	0	14,434	0	0.00 %
FM-GENERAL ACCOUNTS	0	0	0	14,434	0	0.00 %
0170 FM-GENERAL ACCOUNTS	0	0	0	14,434	0	0.00 %
2070170 74000-101 INT APP-CITY GENERAL FUND	0	0	0	14,434	0	0.00 %
TOTAL NON-PERSONNEL COSTS	0	0	0	14,434	0	0.00 %
GRAND TOTAL EXPENDITURES	0	0	0	14,434	0	0.00 %
NET INCREASE (DECREASE)	417	163	302	(13,915)	0	-100.00 %
ENDING FUND BALANCE	13,915			0	0	

FUND 209 – COMBINED GOLF COURSES



**LAFAYETTE CONSOLIDATED GOVERNMENT
2024 - 2025 ADOPTED BUDGET
ANNUAL BUDGET BY FUND**

209 COMBINED GOLF COURSES FUND PRO FORMA

	Actual FY 22/23	Cur Budget FY 23/24	Actual At FY 23/24	Projected FY 23/24	Adopted FY 24/25
BEGINNING FUND BALANCE	(1)			-	-
ESTIMATED REVENUES:					
CHARGES FOR SERVICES	2,980,244	1,833,570	1,364,767	2,264,465	3,305,647
INTEREST EARNINGS	5,002	1,787	1,001	5,236	5,236
INTERNAL TRANSFERS	220,823	1,277,541	120,051	877,051	571,695
MISCELLANEOUS REVENUES	9,600	-	4,800	3,200	-
TOTAL REVENUES	3,215,669	3,112,898	1,490,619	3,149,952	3,882,578
ESTIMATED EXPENDITURES:					
EO-LEGISLATIVE/JUDICIAL/OTHER	2,558	2,558	-	2,558	3,597
OFFICE OF FINANCE & MANAGEMENT	24,423	41,461	17,200	41,461	244,686
PARKS ARTS RECREATION CULTURE	3,188,687	3,068,879	1,598,917	3,105,933	3,634,295
TOTAL EXPENDITURES	3,215,668	3,112,898	1,616,117	3,149,952	3,882,578
NET INCREASE (DECREASE)	1	-	(125,498)	-	-
ENDING FUND BALANCE	-			-	-

**LAFAYETTE CONSOLIDATED GOVERNMENT
2024 - 2025 ADOPTED BUDGET
ANNUAL BUDGET BY FUND
COMBINED GOLF COURSES FUND DETAILED PRO FORMA**

ACCOUNT	ACTUAL FY 22-23	CUR BUDGET FY 23-24	ACTUAL AT 4/30/2024	PROJECTED FY 23-24	ADOPTED FY 24-25	ADOPTED VS CURRENT
BEGINNING FUND BALANCE	(1)			0	0	
ESTIMATED REVENUES:						
CHARGES FOR SERVICES	2,980,244	1,833,570	1,364,767	2,264,465	3,305,647	80.28 %
2090999 43700-110 MEMBERSHIP FEES-HEBERT	40,250	42,975	22,500	42,122	42,000	-2.27 %
2090999 43700-111 MEMBERSHIP FEES-VIEUX CHENES	112,175	110,100	43,245	89,740	90,000	-18.26 %
2090999 43700-112 MEMBERSHIP FEES-WETLANDS	206,125	222,375	94,081	206,125	206,000	-7.36 %
2090999 43702-110 SCHOOL TEAM FEES-HEBERT	3,181	2,000	1,130	1,591	1,600	-20.00 %
2090999 43702-111 SCHOOL TEAM FEES-VIEUX CHENES	3,181	2,000	1,130	1,591	1,600	-20.00 %
2090999 43704-110 LOCKER RENTALS-HEBERT MUNI	957	800	1,100	1,244	1,200	50.00 %
2090999 43706-110 GREEN FEES-HEBERT MUNI	350,068	279,808	174,883	507,599	507,000	81.20 %
2090999 43706-111 GREEN FEES-VIEUX CHENES	402,051	403,457	186,402	465,951	466,000	15.50 %
2090999 43706-112 GREEN FEES-WETLANDS	573,225	548,611	276,585	630,548	630,000	14.84 %
2090999 43710-110 CART RENTALS-HEBERT	214,152	0	101,680	0	227,304	0.00 %
2090999 43710-111 CART RENTALS-VIEUX CHENES	433,112	0	196,600	0	458,336	0.00 %
2090999 43710-112 CART RENTALS-WETLANDS	348,417	0	157,710	0	357,857	0.00 %
2090999 43712-110 TOURNAMENT FEES-HEBERT	22,017	16,000	8,667	22,976	22,976	43.60 %
2090999 43712-111 TOURNAMENT FEES-VIEUX CHENES	40,244	30,000	17,142	44,647	44,647	48.82 %
2090999 43712-112 TOURNAMENT FEES-WETLANDS	132,283	72,000	35,534	133,127	133,127	84.90 %
2090999 43714-111 DRIVING RANGE REV-VIEUX CHENES	28,574	29,679	15,261	50,004	50,000	68.47 %
2090999 43714-112 DRIVING RANGE REV-WETLANDS	67,782	73,765	30,048	66,515	66,000	-10.53 %
2090999 43716-110 SALES TAX DISC-HEBERT MUNI GC	507	0	226	146	0	0.00 %
2090999 43716-111 SALES TAX DISC-VIEUX CHENES GC	831	0	363	240	0	0.00 %
2090999 43716-112 SALES TAX DISC-WETLANDS GC	1,086	0	479	297	0	0.00 %
2090999 43718-110 CASH SHORT/OVER-HEBERT MUNI	-4	0	-1	0	0	0.00 %
2090999 43718-111 CASH SHORT/OVER-VIEUX CHENES	3	0	2	2	0	0.00 %
2090999 43718-112 CASH SHORT/OVER-WETLANDS	27	0	0	0	0	0.00 %
INTEREST EARNINGS	5,002	1,787	1,001	5,236	5,236	193.01 %
2090999 47000-0 INTEREST ON INVESTMENTS	5,002	1,787	1,001	5,236	5,236	193.01 %
INTERNAL TRANSFERS	220,823	1,277,541	120,051	877,051	571,695	-55.25 %
2090999 48500-101 CONTR FROM CITY GENERAL FUND	220,823	572,274	120,051	195,054	571,695	-0.10 %
2090999 48500-211 CONTR FROM GOLF CART FUND	0	705,267	0	681,997	0	-100.00 %
MISCELLANEOUS REVENUES	9,600	0	4,800	3,200	0	0.00 %
2090999 49800-0 MISCELLANEOUS REVENUES	9,600	0	4,800	3,200	0	0.00 %
GRAND TOTAL REVENUES	3,215,669	3,112,898	1,490,619	3,149,952	3,882,578	24.73 %
ESTIMATED EXPENSES:						
EO-LEGISLATIVE/JUDICIAL/OTHER	2,558	2,558	0	2,558	3,597	40.62 %
EO-COUNCIL OFFICE	2,558	2,558	0	2,558	3,597	40.62 %
1100 EO-COUNCIL OFFICE ADMIN	2,558	2,558	0	2,558	3,597	40.62 %
2091100 53000-0 AUDITING FEES	2,558	2,558	0	2,558	3,597	40.62 %
TOTAL NON-PERSONNEL COSTS	2,558	2,558	0	2,558	3,597	40.62 %
OFFICE OF FINANCE & MANAGEMENT	24,423	41,461	17,200	41,461	244,686	490.16 %
FM-GENERAL ACCOUNTS	24,423	41,461	17,200	41,461	244,686	490.16 %
0170 FM-GENERAL ACCOUNTS	24,423	41,461	17,200	41,461	244,686	490.16 %

**LAFAYETTE CONSOLIDATED GOVERNMENT
2024 - 2025 ADOPTED BUDGET
ANNUAL BUDGET BY FUND
COMBINED GOLF COURSES FUND DETAILED PRO FORMA**

<u>ACCOUNT</u>	<u>ACTUAL</u> <u>FY 22-23</u>	<u>CUR BUDGET</u> <u>FY 23-24</u>	<u>ACTUAL AT</u> <u>4/30/2024</u>	<u>PROJECTED</u> <u>FY 23-24</u>	<u>ADOPTED</u> <u>FY 24-25</u>	<u>ADOPTED</u> <u>VS</u> <u>CURRENT</u>
2090170 76474-0 EXT APP-MERS	24,423	41,461	17,200	41,461	44,686	7.78 %
TOTAL PERSONNEL COSTS	24,423	41,461	17,200	41,461	44,686	7.78 %
2090170 74000-211 INT APP-GOLF CART FUND	0	0	0	0	200,000	100.00 %
TOTAL NON-PERSONNEL COSTS	0	0	0	0	200,000	100.00 %
PARKS ARTS RECREATION CULTURE	3,188,687	3,068,879	1,598,917	3,105,933	3,634,295	18.42 %
PR-GOLF COURSES	3,188,687	3,068,879	1,598,917	3,105,933	3,634,295	18.42 %
6170 PR-J&L HEBERT MUNI GOLF COURSE	801,447	811,128	424,535	845,869	855,888	5.52 %
2096170 50000-0 PERSONNEL SALARIES	216,763	266,669	86,219	266,669	309,341	16.00 %
2096170 50100-0 TEMPORARY EMPLOYEES	85,669	79,350	63,924	79,350	79,350	0.00 %
2096170 50200-0 OVERTIME	0	208	0	208	212	1.92 %
2096170 50400-0 GROUP HEALTH INSURANCE	58,297	71,512	71,512	71,512	60,452	-15.47 %
2096170 50415-0 GROUP LIFE INSURANCE	745	1,499	396	1,499	1,727	15.21 %
2096170 50430-0 WORKERS COMP INSURANCE	1,376	1,441	1,441	1,441	1,669	15.82 %
2096170 50500-0 RETIREMENT/MEDICARE TAX	48,661	47,371	21,661	47,371	64,382	35.91 %
2096170 50900-0 ACCRUED SICK/ANNUAL LEAVE	68	0	0	0	0	0.00 %
TOTAL PERSONNEL COSTS	411,579	468,050	245,153	468,050	517,133	10.49 %
2096170 50600-0 TRAINING OF PERSONNEL	700	0	0	0	0	0.00 %
2096170 50800-0 UNIFORMS	2,183	2,428	672	2,428	2,428	0.00 %
2096170 60000-0 BUILDING MAINTENANCE	3,264	3,300	2,706	3,300	3,300	0.00 %
2096170 63000-0 EQUIPMENT MAINTENANCE	4,391	4,500	4,477	4,500	4,500	0.00 %
2096170 63040-0 EQUIP MAINT-GOLF CART REPAIRS	37,312	0	0	0	0	0.00 %
2096170 65000-0 GROUNDS MAINTENANCE	3,826	4,200	3,930	4,200	4,200	0.00 %
2096170 65010-0 GROUNDS MAINT-HERBICIDE	82,831	58,877	39,148	63,731	63,731	8.24 %
2096170 66000-0 JANITORIAL SUPPLIES & SERVICES	10,500	16,800	7,200	11,946	14,400	-14.29 %
2096170 67000-0 UTILITIES	53,077	40,000	18,372	40,000	40,000	0.00 %
2096170 70000-0 DUES & LICENSES	2,247	2,241	0	2,241	2,241	0.00 %
2096170 70111-0 INS PREM-GOLF PRO LIAB	0	10,517	0	10,517	10,517	0.00 %
2096170 70123-614 OTHER INSURANCE PREMIUMS-RM	10,186	16,547	12,170	16,547	12,535	-24.25 %
2096170 70200-0 POSTAGE/SHIPPING CHARGES	9	516	6	516	516	0.00 %
2096170 70300-0 PRINTING & BINDING	0	273	0	273	273	0.00 %
2096170 70400-0 PUBLICATION & RECORDATION	0	100	0	100	100	0.00 %
2096170 70500-0 TELECOMMUNICATIONS	9,506	9,940	4,872	9,940	9,940	0.00 %
2096170 70546-0 TELECOMM-PUBLIC WI-FI ACCESS	3,299	3,300	1,663	3,300	3,300	0.00 %
2096170 70600-0 TESTING EXPENSE	0	1,800	0	1,800	1,800	0.00 %
2096170 70700-0 TOURISM	0	100	75	100	100	0.00 %
2096170 70900-0 BANK SERVICE CHARGES	15,612	14,368	5,445	14,368	14,368	0.00 %
2096170 70906-0 REGULATORY FEES & PENALTIES	0	86	0	86	86	0.00 %
2096170 70907-0 CONTRACTUAL SERVICES	48,661	71,244	34,996	71,244	71,244	0.00 %
2096170 72100-0 EQUIPMENT RENTAL	451	900	226	900	900	0.00 %
2096170 72600-0 TRANSPORTATION	74,777	55,489	30,777	55,489	55,489	0.00 %
2096170 72700-0 SUPPLIES & MATERIALS	17,078	10,597	9,654	10,597	10,597	0.00 %
2096170 78000-0 UNINSURED LOSSES	(957)	4,955	0	39,696	2,190	-55.80 %
2096170 78020-0 UNINSURED LOSSES-CLAIMS	10,915	10,000	2,993	10,000	10,000	0.00 %
TOTAL NON-PERSONNEL COSTS	389,868	343,078	179,382	377,819	338,755	-1.26 %
6171 PR-VIEUX CHENES GOLF COURSE	1,012,914	919,649	515,358	919,684	1,136,209	23.55 %
2096171 50000-0 PERSONNEL SALARIES	219,946	265,757	108,719	265,757	367,063	38.12 %
2096171 50100-0 TEMPORARY EMPLOYEES	94,677	40,778	33,897	45,160	80,000	96.18 %
2096171 50200-0 OVERTIME	642	1,040	0	1,040	1,061	2.02 %
2096171 50400-0 GROUP HEALTH INSURANCE	75,792	76,934	76,934	76,934	82,464	7.19 %
2096171 50415-0 GROUP LIFE INSURANCE	931	1,733	643	1,733	2,072	19.56 %

**LAFAYETTE CONSOLIDATED GOVERNMENT
2024 - 2025 ADOPTED BUDGET
ANNUAL BUDGET BY FUND
COMBINED GOLF COURSES FUND DETAILED PRO FORMA**

<u>ACCOUNT</u>			<u>ACTUAL</u>	<u>CUR BUDGET</u>	<u>ACTUAL AT</u>	<u>PROJECTED</u>	<u>ADOPTED</u>	<u>ADOPTED</u>
			<u>FY 22-23</u>	<u>FY 23-24</u>	<u>4/30/2024</u>	<u>FY 23-24</u>	<u>FY 24-25</u>	<u>VS</u>
								<u>CURRENT</u>
2096171	50430-0	WORKERS COMP INSURANCE	1,657	1,651	1,651	1,651	1,981	19.99 %
2096171	50500-0	RETIREMENT/MEDICARE TAX	47,804	38,078	21,501	38,078	73,698	93.54 %
2096171	50900-0	ACCRUED SICK/ANNUAL LEAVE	52,806	0	0	0	0	0.00 %
TOTAL PERSONNEL COSTS			494,255	425,971	243,345	430,353	608,339	42.81 %
2096171	50600-0	TRAINING OF PERSONNEL	380	1,000	395	1,000	1,000	0.00 %
2096171	50800-0	UNIFORMS	1,636	5,724	1,338	7,224	7,224	26.21 %
2096171	60000-0	BUILDING MAINTENANCE	6,078	3,956	3,094	3,956	4,556	15.17 %
2096171	63000-0	EQUIPMENT MAINTENANCE	4,617	5,464	1,552	5,184	14,034	156.84 %
2096171	63040-0	EQUIP MAINT-GOLF CART REPAIRS	79,741	0	0	0	0	0.00 %
2096171	63050-0	EQUIP MAINT-IRRIGATION REPAIRS	618	1,864	945	1,864	1,864	0.00 %
2096171	65000-0	GROUNDS MAINTENANCE	12,678	14,174	8,994	13,824	15,899	12.17 %
2096171	65010-0	GROUNDS MAINT-HERBICIDE	82,423	95,488	50,629	95,488	109,811	15.00 %
2096171	66000-0	JANITORIAL SUPPLIES & SERVICES	11,612	11,232	3,892	11,232	11,232	0.00 %
2096171	67000-0	UTILITIES	53,979	47,500	19,107	47,500	47,500	0.00 %
2096171	70000-0	DUES & LICENSES	1,467	1,339	650	1,339	1,339	0.00 %
2096171	70123-614	OTHER INSURANCE PREMIUMS-RM	14,426	30,422	22,383	30,422	23,053	-24.22 %
2096171	70200-0	POSTAGE/SHIPPING CHARGES	10	150	0	150	150	0.00 %
2096171	70500-0	TELECOMMUNICATIONS	13,144	13,000	6,518	13,000	13,000	0.00 %
2096171	70546-0	TELECOMM-PUBLIC WI-FI ACCESS	3,299	3,301	1,663	3,301	3,301	0.00 %
2096171	70600-0	TESTING EXPENSE	0	864	0	864	864	0.00 %
2096171	70900-0	BANK SERVICE CHARGES	27,049	30,576	8,488	30,576	30,576	0.00 %
2096171	70906-0	REGULATORY FEES & PENALTIES	291	0	0	0	0	0.00 %
2096171	70907-0	CONTRACTUAL SERVICES	90,856	129,594	87,315	123,712	123,712	-4.54 %
2096171	72100-0	EQUIPMENT RENTAL	0	432	0	432	432	0.00 %
2096171	72600-0	TRANSPORTATION	87,842	72,188	35,122	72,188	87,842	21.69 %
2096171	72700-0	SUPPLIES & MATERIALS	26,513	24,910	19,928	25,540	29,371	17.91 %
2096171	78000-0	UNINSURED LOSSES	0	500	0	535	1,110	122.00 %
TOTAL NON-PERSONNEL COSTS			518,659	493,678	272,013	489,331	527,870	6.93 %
6172 PR-WETLANDS GOLF COURSE			1,374,326	1,338,102	659,024	1,340,380	1,642,198	22.73 %
2096172	50000-0	PERSONNEL SALARIES	415,802	482,878	187,832	489,878	663,497	37.40 %
2096172	50100-0	TEMPORARY EMPLOYEES	101,394	98,000	44,382	98,000	98,000	0.00 %
2096172	50200-0	OVERTIME	20	1,161	0	1,161	1,184	1.98 %
2096172	50400-0	GROUP HEALTH INSURANCE	139,901	131,802	131,802	131,802	148,392	12.59 %
2096172	50415-0	GROUP LIFE INSURANCE	1,630	3,100	1,045	3,100	3,791	22.29 %
2096172	50430-0	WORKERS COMP INSURANCE	2,858	2,916	2,916	2,916	3,580	22.77 %
2096172	50500-0	RETIREMENT/MEDICARE TAX	85,937	81,438	39,037	81,438	122,332	50.21 %
2096172	50900-0	ACCRUED SICK/ANNUAL LEAVE	10,226	0	0	0	0	0.00 %
TOTAL PERSONNEL COSTS			757,768	801,295	407,014	808,295	1,040,776	29.89 %
2096172	50600-0	TRAINING OF PERSONNEL	2,940	2,000	150	2,000	5,200	160.00 %
2096172	50800-0	UNIFORMS	2,488	4,192	2,043	4,192	4,192	0.00 %
2096172	60000-0	BUILDING MAINTENANCE	4,813	2,872	1,475	2,872	7,872	174.09 %
2096172	63000-0	EQUIPMENT MAINTENANCE	54,755	46,000	31,438	46,000	46,000	0.00 %
2096172	63040-0	EQUIP MAINT-GOLF CART REPAIRS	56,181	0	0	0	5,000	100.00 %
2096172	63050-0	EQUIP MAINT-IRRIGATION REPAIRS	4,049	3,500	2,679	3,500	10,000	185.71 %
2096172	65000-0	GROUNDS MAINTENANCE	873	3,184	2,375	3,184	3,184	0.00 %
2096172	65010-0	GROUNDS MAINT-HERBICIDE	143,302	138,240	67,650	138,240	138,240	0.00 %
2096172	66000-0	JANITORIAL SUPPLIES & SERVICES	13,903	15,960	5,157	15,960	25,000	56.64 %
2096172	67000-0	UTILITIES	63,533	58,000	23,835	58,000	58,000	0.00 %
2096172	70000-0	DUES & LICENSES	1,567	1,969	915	1,969	1,969	0.00 %
2096172	70111-0	INS PREM-GOLF PRO LIAB	17,783	19,141	19,070	19,141	24,000	25.39 %
2096172	70123-614	OTHER INSURANCE PREMIUMS-RM	13,706	21,032	15,457	21,032	15,920	-24.31 %
2096172	70200-0	POSTAGE/SHIPPING CHARGES	25	173	6	173	173	0.00 %

**LAFAYETTE CONSOLIDATED GOVERNMENT
2024 - 2025 ADOPTED BUDGET
ANNUAL BUDGET BY FUND
COMBINED GOLF COURSES FUND DETAILED PRO FORMA**

<u>ACCOUNT</u>	<u>ACTUAL</u> <u>FY 22-23</u>	<u>CUR BUDGET</u> <u>FY 23-24</u>	<u>ACTUAL AT</u> <u>4/30/2024</u>	<u>PROJECTED</u> <u>FY 23-24</u>	<u>ADOPTED</u> <u>FY 24-25</u>	<u>ADOPTED</u> <u>VS</u> <u>CURRENT</u>
2096172 70300-0 PRINTING & BINDING	0	191	0	191	191	0.00 %
2096172 70400-0 PUBLICATION & RECORDATION	45	100	0	100	100	0.00 %
2096172 70500-0 TELECOMMUNICATIONS	11,717	12,570	4,877	12,570	12,570	0.00 %
2096172 70546-0 TELECOMM-PUBLIC WI-FI ACCESS	3,299	3,300	1,663	3,300	3,300	0.00 %
2096172 70600-0 TESTING EXPENSE	397	1,901	150	1,901	1,901	0.00 %
2096172 70900-0 BANK SERVICE CHARGES	32,554	29,168	11,424	29,168	29,168	0.00 %
2096172 70906-0 REGULATORY FEES & PENALTIES	291	432	0	432	432	0.00 %
2096172 70907-0 CONTRACTUAL SERVICES	83,940	86,027	42,595	86,027	86,027	0.00 %
2096172 72100-0 EQUIPMENT RENTAL	0	800	0	800	800	0.00 %
2096172 72600-0 TRANSPORTATION	46,094	36,158	10,736	36,158	40,000	10.63 %
2096172 72700-0 SUPPLIES & MATERIALS	16,128	18,232	8,315	11,232	16,232	-10.97 %
2096172 78000-0 UNINSURED LOSSES	42,175	30,665	0	32,943	64,951	111.81 %
2096172 78020-0 UNINSURED LOSSES-CLAIMS	0	1,000	0	1,000	1,000	0.00 %
TOTAL NON-PERSONNEL COSTS	616,558	536,807	252,010	532,085	601,422	12.04 %
GRAND TOTAL EXPENDITURES	3,215,668	3,112,898	1,616,117	3,149,952	3,882,578	24.73 %
NET INCREASE (DECREASE)	1	0	(125,498)	0	0	0.00 %
ENDING FUND BALANCE	0	0	0	0	0	0

**LAFAYETTE CONSOLIDATED GOVERNMENT
2024 - 2025 ADOPTED BUDGET
MANNING TABLE FOR COMBINED GOLF COURSES FUND**

	PERSONNEL			CUR BUDGET FY 23-24	PROJECTED FY 23-24	ADOPTED FY 24-25
	CUR	PROJ	ADP			
FUND 209 - COMBINED GOLF COURSES FUND	33	33	33	1,102,037	1,102,037	1,339,901
PARKS ARTS RECREATION CULTURE	33	33	33	1,102,037	1,102,037	1,339,901
PR-GOLF COURSES	33	33	33	1,102,037	1,102,037	1,339,901
AF 3002 GOLF SHOP ATTENDANT	1	1	1	26,766	26,766	33,464
AF 3004 GOLF COURSE SUPERINTENDENT	1	1	1	78,105	78,105	82,452
AF 4018 LABOR FOREMAN III	1	1	1	44,552	44,552	49,711
AF 4102 EQUIPMENT OPERATOR II	4	4	4	117,246	117,246	143,714
TOTAL PERSONNEL 6170 PR-J&L HEBERT MUNI GOLF COURSE	7	7	7	266,669	266,669	309,341
AF 3002 GOLF SHOP ATTENDANT	1	1	1	24,068	24,068	34,612
AF 3004 GOLF COURSE SUPERINTENDENT	1	1	1	78,105	78,105	82,452
AF 4013 LABOR FOREMAN I	1	1	1	30,742	30,742	32,829
AF 4102 EQUIPMENT OPERATOR II	4	4	4	110,347	110,347	140,396
AF 4201 MAINTENANCE WORKER	1	1	1	26,748	26,748	38,002
AF 4320 SMALL EQUIPMENT MECHANIC	1	1	1	31,615	31,615	38,772
TOTAL PERSONNEL 6171 PR-VIEUX CHENES GOLF COURSE	9	9	9	301,625	301,625	367,063
AF 3002 GOLF SHOP ATTENDANT	2	2	2	50,943	50,943	64,338
AF 3004 GOLF COURSE SUPERINTENDENT	1	1	1	69,529	69,529	73,876
AF 4012 LABORER II	3	3	3	77,263	77,263	99,577
AF 4018 LABOR FOREMAN III	1	1	1	43,394	43,394	48,552
AF 4102 EQUIPMENT OPERATOR II	9	9	9	260,999	260,999	338,382
AF 4320 SMALL EQUIPMENT MECHANIC	1	1	1	31,615	31,615	38,772
TOTAL PERSONNEL 6172 PR-WETLANDS GOLF COURSE	17	17	17	533,743	533,743	663,497
GRAND TOTAL	33	33	33	1,102,037	1,102,037	1,339,901

* PART TIME POSITION

FUND 211 – GOLF CART FUND



**LAFAYETTE CONSOLIDATED GOVERNMENT
2024 - 2025 ADOPTED BUDGET
ANNUAL BUDGET BY FUND**

211 GOLF CART FUND PRO FORMA

	Actual FY 22/23	Cur Budget FY 23/24	Actual At FY 23/24	Projected FY 23/24	Adopted FY 24/25
BEGINNING FUND BALANCE	-			-	-
ESTIMATED REVENUES:					
CHARGES FOR SERVICES	-	1,066,767	-	1,043,497	-
INTERNAL TRANSFERS	-	-	-	-	200,000
TOTAL REVENUES	-	1,066,767	-	1,043,497	200,000
ESTIMATED EXPENDITURES:					
OFFICE OF FINANCE & MANAGEMENT	-	1,066,767	-	1,043,497	200,000
TOTAL EXPENDITURES	-	1,066,767	-	1,043,497	200,000
NET INCREASE (DECREASE)	-	-	-	-	-
ENDING FUND BALANCE	-			-	-

**LAFAYETTE CONSOLIDATED GOVERNMENT
2024 - 2025 ADOPTED BUDGET
ANNUAL BUDGET BY FUND
GOLF CART FUND DETAILED PRO FORMA**

<u>ACCOUNT</u>	<u>ACTUAL</u> <u>FY 22-23</u>	<u>CUR BUDGET</u> <u>FY 23-24</u>	<u>ACTUAL AT</u> <u>4/30/2024</u>	<u>PROJECTED</u> <u>FY 23-24</u>	<u>ADOPTED</u> <u>FY 24-25</u>	<u>ADOPTED</u> <u>VS</u> <u>CURRENT</u>
BEGINNING FUND BALANCE	0			0	0	
ESTIMATED REVENUES:						
CHARGES FOR SERVICES	0	1,066,767	0	1,043,497	0	-100.00 %
2110999 43710-110 CART RENTALS-HEBERT	0	233,527	0	227,304	0	-100.00 %
2110999 43710-111 CART RENTALS-VIEUX CHENES	0	428,633	0	458,336	0	-100.00 %
2110999 43710-112 CART RENTALS-WETLANDS	0	404,607	0	357,857	0	-100.00 %
INTERNAL TRANSFERS	0	0	0	0	200,000	0.00 %
2110999 48500-209 CONTR FROM COMB GOLF COURSES	0	0	0	0	200,000	0.00 %
GRAND TOTAL REVENUES	0	1,066,767	0	1,043,497	200,000	-81.25 %
ESTIMATED EXPENSES:						
OFFICE OF FINANCE & MANAGEMENT	0	1,066,767	0	1,043,497	200,000	-81.25 %
FM-GENERAL ACCOUNTS	0	1,066,767	0	1,043,497	200,000	-81.25 %
0170 FM-GENERAL ACCOUNTS	0	1,066,767	0	1,043,497	200,000	-81.25 %
2110170 74000-209 INT APP-COMBINED GOLF COURSES	0	705,267	0	681,997	0	-100.00 %
2110170 77060-0 RESERVE-CAPITAL	0	361,500	0	361,500	200,000	-44.67 %
TOTAL NON-PERSONNEL COSTS	0	1,066,767	0	1,043,497	200,000	-81.25 %
GRAND TOTAL EXPENDITURES	0	1,066,767	0	1,043,497	200,000	-81.25 %
NET INCREASE (DECREASE)	0	0	0	0	0	0.00 %
ENDING FUND BALANCE	0			0	0	

FUND 215 – CITY SALES TAX TRUST FUND
1961



**LAFAYETTE CONSOLIDATED GOVERNMENT
2024 - 2025 ADOPTED BUDGET
ANNUAL BUDGET BY FUND**

215 CITY SALES TAX TRUST FUND-1961 PRO FORMA

	Actual FY 22/23	Cur Budget FY 23/24	Actual At FY 23/24	Projected FY 23/24	Adopted FY 24/25
BEGINNING FUND BALANCE	-			-	-
ESTIMATED REVENUES:					
GENERAL SALES AND USE TAXES	166,463	400,000	58,897	400,000	400,000
INTEREST EARNINGS	130,001	40,069	59,610	143,129	143,129
INTERNAL TRANSFERS	89,106	221,908	130,417	523,661	523,661
TOTAL REVENUES	385,570	661,977	248,924	1,066,790	1,066,790
ESTIMATED EXPENDITURES:					
OFFICE OF FINANCE & MANAGEMENT	385,570	661,977	248,924	1,066,790	1,066,790
TOTAL EXPENDITURES	385,570	661,977	248,924	1,066,790	1,066,790
NET INCREASE (DECREASE)	-	-	-	-	-
ENDING FUND BALANCE	-			-	-

**LAFAYETTE CONSOLIDATED GOVERNMENT
2024 - 2025 ADOPTED BUDGET
ANNUAL BUDGET BY FUND
CITY SALES TAX TRUST FUND-1961 DETAILED PRO FORMA**

<u>ACCOUNT</u>	<u>ACTUAL FY 22-23</u>	<u>CUR BUDGET FY 23-24</u>	<u>ACTUAL AT 4/30/2024</u>	<u>PROJECTED FY 23-24</u>	<u>ADOPTED FY 24-25</u>	<u>ADOPTED VS CURRENT</u>
BEGINNING FUND BALANCE	0			0	0	
ESTIMATED REVENUES:						
GENERAL SALES AND USE TAXES	166,463	400,000	58,897	400,000	400,000	0.00 %
2150999 40205-1961 SALES TAX REVENUES-CITY-1961	166,463	400,000	58,897	400,000	400,000	0.00 %
INTEREST EARNINGS	130,001	40,069	59,610	143,129	143,129	257.21 %
2150999 47000-0 INTEREST ON INVESTMENTS	130,001	40,069	59,610	143,129	143,129	257.21 %
INTERNAL TRANSFERS	89,106	221,908	130,417	523,661	523,661	135.98 %
2150999 48500-352 CONTR FROM 61 S T BOND SINK FD	0	147,361	0	228,110	228,110	54.80 %
2150999 48500-353 CONTR FROM 61 S T BOND RES	89,106	74,547	130,417	295,551	295,551	296.46 %
GRAND TOTAL REVENUES	385,570	661,977	248,924	1,066,790	1,066,790	61.15 %
ESTIMATED EXPENSES:						
OFFICE OF FINANCE & MANAGEMENT	385,570	661,977	248,924	1,066,790	1,066,790	61.15 %
FM-GENERAL ACCOUNTS	385,570	661,977	248,924	1,066,790	1,066,790	61.15 %
0170 FM-GENERAL ACCOUNTS	385,570	661,977	248,924	1,066,790	1,066,790	61.15 %
2150170 70907-0 CONTRACTUAL SERVICES	296,464	400,000	118,507	400,000	400,000	0.00 %
2150170 74000-401 INT APP-CIP FUND	89,106	261,977	130,417	666,790	0	-100.00 %
2150170 74000-461 INT APP-1961 SALES TAX CAP IMP	0	0	0	0	666,790	100.00 %
TOTAL NON-PERSONNEL COSTS	385,570	661,977	248,924	1,066,790	1,066,790	61.15 %
GRAND TOTAL EXPENDITURES	385,570	661,977	248,924	1,066,790	1,066,790	61.15 %
NET INCREASE (DECREASE)	0	0	0	0	0	0.00 %
ENDING FUND BALANCE	0			0	0	

FUND 222 – CITY SALES TAX TRUST FUND
1985



**LAFAYETTE CONSOLIDATED GOVERNMENT
2024 - 2025 ADOPTED BUDGET
ANNUAL BUDGET BY FUND**

222 CITY SALES TAX TRUST FUND-1985 PRO FORMA

	Actual FY 22/23	Cur Budget FY 23/24	Actual At FY 23/24	Projected FY 23/24	Adopted FY 24/25
BEGINNING FUND BALANCE	-			-	-
ESTIMATED REVENUES:					
GENERAL SALES AND USE TAXES	137,147	400,000	47,910	400,000	400,000
INTEREST EARNINGS	105,188	33,112	48,679	115,939	115,939
INTERNAL TRANSFERS	79,717	152,526	125,813	391,095	391,095
TOTAL REVENUES	322,052	585,638	222,402	907,034	907,034
ESTIMATED EXPENDITURES:					
OFFICE OF FINANCE & MANAGEMENT	322,052	585,638	222,403	907,034	907,034
TOTAL EXPENDITURES	322,052	585,638	222,403	907,034	907,034
NET INCREASE (DECREASE)	-	-	(1)	-	-
ENDING FUND BALANCE	-			-	-

**LAFAYETTE CONSOLIDATED GOVERNMENT
2024 - 2025 ADOPTED BUDGET
ANNUAL BUDGET BY FUND
CITY SALES TAX TRUST FUND-1985 DETAILED PRO FORMA**

<u>ACCOUNT</u>	<u>ACTUAL FY 22-23</u>	<u>CUR BUDGET FY 23-24</u>	<u>ACTUAL AT 4/30/2024</u>	<u>PROJECTED FY 23-24</u>	<u>ADOPTED FY 24-25</u>	<u>ADOPTED VS CURRENT</u>
BEGINNING FUND BALANCE	0			0	0	
ESTIMATED REVENUES:						
GENERAL SALES AND USE TAXES	137,147	400,000	47,910	400,000	400,000	0.00 %
2220999 40205-1985 SALES TAX REVENUES-CITY-1985	137,147	400,000	47,910	400,000	400,000	0.00 %
INTEREST EARNINGS	105,188	33,112	48,679	115,939	115,939	250.14 %
2220999 47000-0 INTEREST ON INVESTMENTS	105,188	33,112	48,679	115,939	115,939	250.14 %
INTERNAL TRANSFERS	79,717	152,526	125,813	391,095	391,095	156.41 %
2220999 48500-354 CONTR FROM 85 S T BOND SINK FD	0	109,497	0	181,612	181,612	65.86 %
2220999 48500-355 CONTR FROM 85 S T BOND RES	79,717	43,029	125,813	209,483	209,483	386.84 %
GRAND TOTAL REVENUES	322,052	585,638	222,402	907,034	907,034	54.88 %
ESTIMATED EXPENSES:						
OFFICE OF FINANCE & MANAGEMENT	322,052	585,638	222,403	907,034	907,034	54.88 %
FM-GENERAL ACCOUNTS	322,052	585,638	222,403	907,034	907,034	54.88 %
0170 FM-GENERAL ACCOUNTS	322,052	585,638	222,403	907,034	907,034	54.88 %
2220170 70907-0 CONTRACTUAL SERVICES	242,335	400,000	96,590	400,000	400,000	0.00 %
2220170 74000-401 INT APP-CIP FUND	79,717	185,638	125,813	507,034	0	-100.00 %
2220170 74000-485 INT APP-1985 SALES TAX CAP IMP	0	0	0	0	507,034	100.00 %
TOTAL NON-PERSONNEL COSTS	322,052	585,638	222,403	907,034	907,034	54.88 %
GRAND TOTAL EXPENDITURES	322,052	585,638	222,403	907,034	907,034	54.88 %
NET INCREASE (DECREASE)	0	0	(1)	0	0	0.00 %
ENDING FUND BALANCE	0			0	0	

FUND 225 – TIF SALES TAX TRUST FUND
MM101



**LAFAYETTE CONSOLIDATED GOVERNMENT
2024 - 2025 ADOPTED BUDGET
ANNUAL BUDGET BY FUND**

225 TIF SALES TAX TRUST FUND-MM101 PRO FORMA

	Actual FY 22/23	Cur Budget FY 23/24	Actual At FY 23/24	Projected FY 23/24	Adopted FY 24/25
BEGINNING FUND BALANCE	661,629			678,428	566,076
ESTIMATED REVENUES:					
INTEREST EARNINGS	16,799	(25,440)	8,157	17,567	17,567
TOTAL REVENUES	16,799	(25,440)	8,157	17,567	17,567
ESTIMATED EXPENDITURES:					
EO-LEGISLATIVE/JUDICIAL/OTHER	-	129,919	-	129,919	-
TOTAL EXPENDITURES	-	129,919	-	129,919	-
NET INCREASE (DECREASE)	16,799	(155,359)	8,157	(112,352)	17,567
ENDING FUND BALANCE	678,428			566,076	583,643

**LAFAYETTE CONSOLIDATED GOVERNMENT
2024 - 2025 ADOPTED BUDGET
ANNUAL BUDGET BY FUND
TIF SALES TAX TRUST FUND-MM101 DETAILED PRO FORMA**

<u>ACCOUNT</u>	<u>ACTUAL FY 22-23</u>	<u>CUR BUDGET FY 23-24</u>	<u>ACTUAL AT 4/30/2024</u>	<u>PROJECTED FY 23-24</u>	<u>ADOPTED FY 24-25</u>	<u>ADOPTED VS CURRENT</u>
BEGINNING FUND BALANCE	661,629			678,428	566,076	
ESTIMATED REVENUES:						
INTEREST EARNINGS	16,799	-25,440	8,157	17,567	17,567	-169.05 %
2250999 47000-0 INTEREST ON INVESTMENTS	16,799	-25,440	8,157	17,567	17,567	-169.05 %
GRAND TOTAL REVENUES	16,799	-25,440	8,157	17,567	17,567	-169.05 %
ESTIMATED EXPENSES:						
EO-LEGISLATIVE/JUDICIAL/OTHER	0	129,919	0	129,919	0	-100.00 %
EO-COUNCIL OFFICE	0	129,919	0	129,919	0	-100.00 %
1101 EO-COUNCIL OFFICE-CITY	0	129,919	0	129,919	0	-100.00 %
2251101 77060-0 RESERVE-CAPITAL	0	129,919	0	129,919	0	-100.00 %
TOTAL NON-PERSONNEL COSTS	0	129,919	0	129,919	0	-100.00 %
GRAND TOTAL EXPENDITURES	0	129,919	0	129,919	0	-100.00 %
NET INCREASE (DECREASE)	16,799	(155,359)	8,157	(112,352)	17,567	-111.31 %
ENDING FUND BALANCE	678,428			566,076	583,643	

FUND 226 – TIF SALES TAX TRUST FUND
MM103



**LAFAYETTE CONSOLIDATED GOVERNMENT
2024 - 2025 ADOPTED BUDGET
ANNUAL BUDGET BY FUND**

226 TIF SALES TAX TRUST FUND-MM103 PRO FORMA

	Actual FY 22/23	Cur Budget FY 23/24	Actual At FY 23/24	Projected FY 23/24	Adopted FY 24/25
BEGINNING FUND BALANCE	4,011,082			4,939,573	904,117
ESTIMATED REVENUES:					
GENERAL SALES AND USE TAXES	1,665,536	855,285	765,679	1,718,319	1,718,319
INTEREST EARNINGS	111,425	(142,473)	62,045	123,243	123,243
TOTAL REVENUES	1,776,961	712,812	827,724	1,841,562	1,841,562
ESTIMATED EXPENDITURES:					
OFFICE OF FINANCE & MANAGEMENT	848,470	5,877,018	423,719	5,877,018	1,416,500
NET INCREASE (DECREASE)	928,491	(5,164,206)	404,005	(4,035,456)	425,062
ENDING FUND BALANCE	4,939,573			904,117	1,329,179

**LAFAYETTE CONSOLIDATED GOVERNMENT
2024 - 2025 ADOPTED BUDGET
ANNUAL BUDGET BY FUND
TIF SALES TAX TRUST FUND-MM103 DETAILED PRO FORMA**

<u>ACCOUNT</u>	<u>ACTUAL FY 22-23</u>	<u>CUR BUDGET FY 23-24</u>	<u>ACTUAL AT 4/30/2024</u>	<u>PROJECTED FY 23-24</u>	<u>ADOPTED FY 24-25</u>	<u>ADOPTED VS CURRENT</u>
BEGINNING FUND BALANCE	4,011,082			4,939,573	904,117	
ESTIMATED REVENUES:						
GENERAL SALES AND USE TAXES	1,665,536	855,285	765,679	1,718,319	1,718,319	100.91 %
2260999 40210-0 SALES TAXES-TIF	1,665,536	855,285	765,679	1,718,319	1,718,319	100.91 %
INTEREST EARNINGS	111,425	-142,473	62,045	123,243	123,243	-186.50 %
2260999 47000-0 INTEREST ON INVESTMENTS	111,425	-142,473	62,045	123,243	123,243	-186.50 %
GRAND TOTAL REVENUES	1,776,961	712,812	827,724	1,841,562	1,841,562	158.35 %
ESTIMATED EXPENSES:						
OFFICE OF FINANCE & MANAGEMENT	848,470	5,877,018	423,719	5,877,018	1,416,500	-75.90 %
FM-GENERAL ACCOUNTS	848,470	5,877,018	423,719	5,877,018	1,416,500	-75.90 %
0170 FM-GENERAL ACCOUNTS	848,470	5,877,018	423,719	5,877,018	1,416,500	-75.90 %
2260170 53060-0 SALES TAX COLLECT	8,470	66,272	3,719	66,272	16,500	-75.10 %
2260170 70907-0 CONTRACTUAL SERVICES	840,000	5,810,746	420,000	5,810,746	1,400,000	-75.91 %
TOTAL NON-PERSONNEL COSTS	848,470	5,877,018	423,719	5,877,018	1,416,500	-75.90 %
GRAND TOTAL EXPENDITURES	848,470	5,877,018	423,719	5,877,018	1,416,500	-75.90 %
NET INCREASE (DECREASE)	928,491	(5,164,206)	404,005	(4,035,456)	425,062	-108.23 %
ENDING FUND BALANCE	4,939,573			904,117	1,329,179	

FUND 241 – PARISH PARKS & RECREATION



**LAFAYETTE CONSOLIDATED GOVERNMENT
2024 - 2025 ADOPTED BUDGET
ANNUAL BUDGET BY FUND**

241 PARISH PARKS & RECREATION FUND PRO FORMA

	Actual FY 22/23	Cur Budget FY 23/24	Actual At FY 23/24	Projected FY 23/24	Adopted FY 24/25
BEGINNING FUND BALANCE	90,320			65,080	25,760
ESTIMATED REVENUES:					
INTEREST EARNINGS	-	-	864	-	-
INTERNAL TRANSFERS	-	11,680	-	11,680	17,240
TOTAL REVENUES	-	11,680	864	11,680	17,240
ESTIMATED EXPENDITURES:					
PARKS ARTS RECREATION CULTURE	25,240	51,000	8,220	51,000	43,000
TOTAL EXPENDITURES	25,240	51,000	8,220	51,000	43,000
NET INCREASE (DECREASE)	(25,240)	(39,320)	(7,356)	(39,320)	(25,760)
ENDING FUND BALANCE	65,080			25,760	-

**LAFAYETTE CONSOLIDATED GOVERNMENT
2024 - 2025 ADOPTED BUDGET
ANNUAL BUDGET BY FUND
PARISH PARKS & RECREATION FUND DETAILED PRO FORMA**

<u>ACCOUNT</u>	<u>ACTUAL FY 22-23</u>	<u>CUR BUDGET FY 23-24</u>	<u>ACTUAL AT 4/30/2024</u>	<u>PROJECTED FY 23-24</u>	<u>ADOPTED FY 24-25</u>	<u>ADOPTED VS CURRENT</u>
BEGINNING FUND BALANCE	90,320			65,080	25,760	
ESTIMATED REVENUES:						
INTEREST EARNINGS	0	0	864	0	0	0.00 %
2410999 47000-0 INTEREST ON INVESTMENTS	0	0	864	0	0	0.00 %
INTERNAL TRANSFERS	0	11,680	0	11,680	17,240	47.60 %
2410999 48500-105 CONTR FROM PARISH GENERAL FUND	0	11,680	0	11,680	17,240	47.60 %
GRAND TOTAL REVENUES	0	11,680	864	11,680	17,240	47.60 %
ESTIMATED EXPENSES:						
PARKS ARTS RECREATION CULTURE	25,240	51,000	8,220	51,000	43,000	-15.69 %
PR-OPERATIONS & MAINTENANCE	25,240	40,000	8,220	40,000	32,000	-20.00 %
6120 PR-OPERATIONS & MAINTENANCE	25,240	40,000	8,220	40,000	32,000	-20.00 %
2416120 71017-0 CONTR SERV-PROJECT GEAX MOW	25,240	40,000	8,220	40,000	32,000	-20.00 %
TOTAL NON-PERSONNEL COSTS	25,240	40,000	8,220	40,000	32,000	-20.00 %
PR-ATHLETIC PROGRAMS	0	11,000	0	11,000	11,000	0.00 %
6130 PR-ATHLETIC PROGRAMS	0	11,000	0	11,000	11,000	0.00 %
2416130 70123-0 OTHER INSURANCE PREMIUMS	0	11,000	0	11,000	11,000	0.00 %
TOTAL NON-PERSONNEL COSTS	0	11,000	0	11,000	11,000	0.00 %
GRAND TOTAL EXPENDITURES	25,240	51,000	8,220	51,000	43,000	-15.69 %
NET INCREASE (DECREASE)	(25,240)	(39,320)	(7,356)	(39,320)	(25,760)	-34.49 %
ENDING FUND BALANCE	65,080			25,760	0	

FUND 250 – OPIOID SETTLEMENT FUND



**LAFAYETTE CONSOLIDATED GOVERNMENT
2024 - 2025 ADOPTED BUDGET
ANNUAL BUDGET BY FUND**

250 OPIOID SETTLEMENT FUND PRO FORMA

	Actual FY 22/23	Cur Budget FY 23/24	Actual At FY 23/24	Projected FY 23/24	Adopted FY 24/25
BEGINNING FUND BALANCE	-			1,396,788	2,196,985
ESTIMATED REVENUES:					
INTEREST EARNINGS	(5,531)	-	31,910	15,033	15,033
MISCELLANEOUS REVENUES	1,402,319	-	785,164	785,164	785,164
TOTAL REVENUES	1,396,788	-	817,074	800,197	800,197
ESTIMATED EXPENDITURES:					
OFFICE OF FINANCE & MANAGEMENT	-	-	-	-	140,000
NET INCREASE (DECREASE)	1,396,788	-	817,074	800,197	660,197
ENDING FUND BALANCE	1,396,788			2,196,985	2,857,182

**LAFAYETTE CONSOLIDATED GOVERNMENT
2024 - 2025 ADOPTED BUDGET
ANNUAL BUDGET BY FUND
OPIOID SETTLEMENT FUND DETAILED PRO FORMA**

<u>CODE</u>	<u>ACTUAL</u> <u>FY 22-23</u>	<u>CUR BUDGET</u> <u>FY 23-24</u>	<u>ACTUAL AT</u> <u>4/30/2024</u>	<u>PROJECTED</u> <u>FY 23-24</u>	<u>ADOPTED</u> <u>FY 24-25</u>	<u>ADOPTED</u> <u>VS</u> <u>CURRENT</u>
BEGINNING FUND BALANCE	0			1,396,788	2,196,985	
ESTIMATED REVENUES:						
INTEREST EARNINGS	-5,531	0	31,910	15,033	15,033	0.00 %
2500999 47000-0 INTEREST ON INVESTMENTS	0	0	31,910	15,033	15,033	0.00 %
2500999 47050-0 FMV-ADJ TO INVESTMENT	-5,531	0	0	0	0	0.00 %
MISCELLANEOUS REVENUES	1,402,319	0	785,164	785,164	785,164	0.00 %
2500999 49878-0 OPIOID SETTLEMENTS	1,402,319	0	785,164	785,164	785,164	0.00 %
GRAND TOTAL REVENUES	1,396,788	0	817,074	800,197	800,197	0.00 %
ESTIMATED EXPENSES:						
OFFICE OF FINANCE & MANAGEMENT	0	0	0	0	140,000	100.00 %
FM-GENERAL ACCOUNTS	0	0	0	0	140,000	100.00 %
0170 FM-GENERAL ACCOUNTS	0	0	0	0	140,000	100.00 %
2500170 74000-285 INT APP-CRIM JUSTICE COMM FD	0	0	0	0	15,000	100.00 %
2500170 76320-0 EXT APP-LAF CATH SERVICES CTR	0	0	0	0	125,000	100.00 %
TOTAL NON-PERSONNEL COSTS	0	0	0	0	140,000	100.00 %
GRAND TOTAL EXPENDITURES	0	0	0	0	140,000	100.00 %
NET INCREASE (DECREASE)	1,396,788	0	817,074	800,197	660,197	100.00 %
ENDING FUND BALANCE	1,396,788			2,196,985	2,857,182	

FUND 255 – CRIMINAL NON-SUPPORT
FUND



**LAFAYETTE CONSOLIDATED GOVERNMENT
2024 - 2025 ADOPTED BUDGET
ANNUAL BUDGET BY FUND**

255 CRIMINAL NON-SUPPORT FUND PRO FORMA

	Actual FY 22/23	Cur Budget FY 23/24	Actual At FY 23/24	Projected FY 23/24	Adopted FY 24/25
BEGINNING FUND BALANCE	22,820			-	-
ESTIMATED REVENUES:					
OTHER REVENUES	679,944	781,114	332,158	781,114	763,607
ESTIMATED EXPENDITURES:					
EO-LEGISLATIVE/JUDICIAL/OTHER	702,764	781,114	307,110	781,114	763,607
NET INCREASE (DECREASE)	<u>(22,820)</u>	-	<u>25,048</u>	-	-
ENDING FUND BALANCE	<u>-</u>			<u>-</u>	<u>-</u>

**LAFAYETTE CONSOLIDATED GOVERNMENT
2024 - 2025 ADOPTED BUDGET
ANNUAL BUDGET BY FUND
CRIMINAL NON-SUPPORT FUND DETAILED PRO FORMA**

<u>ACCOUNT</u>	<u>ACTUAL FY 22-23</u>	<u>CUR BUDGET FY 23-24</u>	<u>ACTUAL AT 4/30/2024</u>	<u>PROJECTED FY 23-24</u>	<u>ADOPTED FY 24-25</u>	<u>ADOPTED VS CURRENT</u>
BEGINNING FUND BALANCE	22,820			0	0	
ESTIMATED REVENUES:						
OTHER REVENUES	679,944	781,114	332,158	781,114	763,607	-2.24 %
2550999 49320-0 DISTRICT ATTORNEY	679,944	781,114	332,158	781,114	763,607	-2.24 %
GRAND TOTAL REVENUES	679,944	781,114	332,158	781,114	763,607	-2.24 %
ESTIMATED EXPENSES:						
EO-LEGISLATIVE/JUDICIAL/OTHER	702,764	781,114	307,110	781,114	763,607	-2.24 %
EO-JUDICIAL-DISTRICT ATTORNEY	702,764	781,114	307,110	781,114	763,607	-2.24 %
1139 EO-DA-CRIMINAL NON-SUPPORT	702,764	781,114	307,110	781,114	763,607	-2.24 %
2551139 50000-0 PERSONNEL SALARIES	510,887	530,438	224,365	530,438	571,316	7.71 %
2551139 50400-0 GROUP HEALTH INSURANCE	126,517	132,018	52,260	132,018	115,482	-12.53 %
2551139 50415-0 GROUP LIFE INSURANCE	2,151	2,999	1,336	2,999	3,191	6.40 %
2551139 50500-0 RETIREMENT/MEDICARE TAX	63,209	68,816	29,149	68,816	73,618	6.98 %
2551139 50900-0 ACCRUED SICK/ANNUAL LEAVE	0	46,843	0	46,843	0	-100.00 %
TOTAL PERSONNEL COSTS	702,764	781,114	307,110	781,114	763,607	-2.24 %
GRAND TOTAL EXPENDITURES	702,764	781,114	307,110	781,114	763,607	-2.24 %
NET INCREASE (DECREASE)	(22,820)	0	25,048	0	0	0.00 %
ENDING FUND BALANCE	0			0	0	

**LAFAYETTE CONSOLIDATED GOVERNMENT
2024 - 2025 ADOPTED BUDGET
MANNING TABLE FOR CRIMINAL NON-SUPPORT FUND**

	<u>PERSONNEL</u>			<u>CUR BUDGET</u> <u>FY 23-24</u>	<u>PROJECTED</u> <u>FY 23-24</u>	<u>ADOPTED</u> <u>FY 24-25</u>
	<u>CUR</u>	<u>PROJ</u>	<u>ADP</u>			
FUND 255 - CRIMINAL NON-SUPPORT FUND	13	13	13	529,772	529,772	571,316
EO-LEGISLATIVE/JUDICIAL/OTHER	13	13	13	529,772	529,772	571,316
EO-JUDICIAL-DISTRICT ATTORNEY	13	13	13	529,772	529,772	571,316
AU 1005 RECEPTIONIST	1	1	1	31,866	31,866	34,450
* AM 1033 SECRETARY II	1	1	1	15,444	15,444	16,224
AU 1033 SECRETARY II	6	6	6	212,610	212,610	227,939
AU 9906 ASST DIST ATTORNEY	2	2	2	103,660	103,660	116,441
AU 9961 INVESTIGATOR	1	1	1	35,839	35,839	38,701
AU 9970 ASST DIST ATTY - DIRECTOR	1	1	1	79,829	79,829	83,000
AU 9971 OFFICE MANAGER	1	1	1	50,524	50,524	54,561
TOTAL PERSONNEL 1139 EO-DA-CRIMINAL NON-SUPPORT	13	13	13	529,772	529,772	571,316
GRAND TOTAL	13	13	13	529,772	529,772	571,316

* PART TIME POSITION



FUND 259 – CITY STREET, ROAD & ALLEY



**LAFAYETTE CONSOLIDATED GOVERNMENT
2024 - 2025 ADOPTED BUDGET
ANNUAL BUDGET BY FUND**

259 CITY STREET, ROAD & ALLEY FUND PRO FORMA

	Actual FY 22/23	Cur Budget FY 23/24	Actual At FY 23/24	Projected FY 23/24	Adopted FY 24/25
BEGINNING FUND BALANCE	-			472,885	385,452
ESTIMATED REVENUES:					
GENERAL PROPERTY TAXES	2,138,571	2,181,970	2,239,333	2,239,333	2,284,523
INTEREST EARNINGS	(2,050)	-	32,145	-	-
TOTAL REVENUES	2,136,521	2,181,970	2,271,478	2,239,333	2,284,523
ESTIMATED EXPENDITURES:					
OFFICE OF FINANCE & MANAGEMENT	-	2,191	687	2,191	1,657
TRAFFIC, ROADS & BRIDGES DEPT	1,663,636	2,440,418	692,061	2,324,575	2,348,418
TOTAL EXPENDITURES	1,663,636	2,442,609	692,748	2,326,766	2,350,075
NET INCREASE (DECREASE)	472,885	(260,639)	1,578,730	(87,433)	(65,552)
ENDING FUND BALANCE	472,885			385,452	319,900

**LAFAYETTE CONSOLIDATED GOVERNMENT
2024 - 2025 ADOPTED BUDGET
ANNUAL BUDGET BY FUND
CITY STREET, ROAD & ALLEY FUND DETAILED PRO FORMA**

ACCOUNT	ACTUAL FY 22-23	CUR BUDGET FY 23-24	ACTUAL AT 4/30/2024	PROJECTED FY 23-24	ADOPTED FY 24-25	ADOPTED VS CURRENT
BEGINNING FUND BALANCE	0			472,885	385,452	
ESTIMATED REVENUES:						
GENERAL PROPERTY TAXES	2,138,571	2,181,970	2,239,333	2,239,333	2,284,523	4.70 %
2590999 40002-0 STREET MAINTENANCE MILLAGE	2,138,571	2,181,970	2,239,333	2,239,333	2,284,523	4.70 %
INTEREST EARNINGS	-2,050	0	32,145	0	0	0.00 %
2590999 47000-0 INTEREST ON INVESTMENTS	0	0	32,145	0	0	0.00 %
2590999 47050-0 FMV-ADJ TO INVESTMENT	-2,050	0	0	0	0	0.00 %
GRAND TOTAL REVENUES	2,136,521	2,181,970	2,271,478	2,239,333	2,284,523	4.70 %
ESTIMATED EXPENSES:						
OFFICE OF FINANCE & MANAGEMENT	0	2,191	687	2,191	1,657	-24.37 %
FM-GENERAL ACCOUNTS	0	2,191	687	2,191	1,657	-24.37 %
0170 FM-GENERAL ACCOUNTS	0	2,191	687	2,191	1,657	-24.37 %
2590170 57031-0 SOFTWARE MAINTENANCE-ASSESSOR	0	687	687	677	704	2.47 %
2590170 57081-0 AERIAL PHOTOGRAPHY-ASSESSOR	0	976	0	976	953	-2.36 %
2590170 57150-0 TAX REASSESSMENT NOTICE	0	528	0	538	0	-100.00 %
TOTAL NON-PERSONNEL COSTS	0	2,191	687	2,191	1,657	-24.37 %
TRAFFIC, ROADS AND BRIDGES DEPARTMENT	1,663,636	2,440,418	692,061	2,324,575	2,348,418	-3.77 %
RB-OPERATIONS DIVISION	1,663,636	2,440,418	692,061	2,324,575	2,348,418	-3.77 %
5124 RB-OP-ROADS/BRIDGES	668,772	1,061,683	281,180	1,061,683	1,061,683	0.00 %
2595124 70990-0 CONTR SERV-INTRSTATE GRASS CUT	139,832	242,500	133,200	242,500	242,500	0.00 %
2595124 71017-0 CONTR SERV-PROJECT GEAX MOW	528,940	819,183	147,980	819,183	819,183	0.00 %
TOTAL NON-PERSONNEL COSTS	668,772	1,061,683	281,180	1,061,683	1,061,683	0.00 %
5224 RB-OP-ROADS/BRIDGES-C	994,864	1,378,735	410,881	1,262,892	1,286,735	-6.67 %
2595224 51000-0 ADMINISTRATIVE COST	47,609	182,000	0	66,157	70,000	-61.54 %
2595224 69040-0 CONTR SERV-CAMELLIA GREENBELT	5,229	10,000	250	10,000	0	-100.00 %
2595224 69080-0 CONTR SERV-JEFFERSON ST MAINT	29,954	45,400	18,957	45,400	45,400	0.00 %
2595224 69090-0 CONTR SERV-OPERATION SPRUCE UP	7,955	57,750	12,662	57,750	57,750	0.00 %
2595224 70904-0 MARDI GRAS EXPENSE (IN KIND)	90,495	95,500	91,862	95,500	95,500	0.00 %
2595224 70907-0 CONTRACTUAL SERVICES	108,469	309,125	203,897	309,125	309,125	0.00 %
2595224 70990-0 CONTR SERV-INTRSTATE GRASS CUT	303,253	280,073	82,354	280,073	310,073	10.71 %
2595224 72600-0 TRANSPORTATION	401,900	398,887	899	398,887	398,887	0.00 %
TOTAL NON-PERSONNEL COSTS	994,864	1,378,735	410,881	1,262,892	1,286,735	-6.67 %
GRAND TOTAL EXPENDITURES	1,663,636	2,442,609	692,748	2,326,766	2,350,075	-3.79 %
NET INCREASE (DECREASE)	472,885	(260,639)	1,578,730	(87,433)	(65,552)	-74.85 %
ENDING FUND BALANCE	472,885			385,452	319,900	

FUND 260 –ROAD & BRIDGE MAINTENANCE



**LAFAYETTE CONSOLIDATED GOVERNMENT
2024 - 2025 ADOPTED BUDGET
ANNUAL BUDGET BY FUND**

260 ROAD & BRIDGE MAINTENANCE FUND PRO FORMA

	Actual FY 22/23	Cur Budget FY 23/24	Actual At FY 23/24	Projected FY 23/24	Adopted FY 24/25
BEGINNING FUND BALANCE	14,825,360			12,022,782	4,554,465
ESTIMATED REVENUES:					
GENERAL PROPERTY TAXES	10,857,824	10,889,105	11,566,682	11,570,682	11,498,277
OTHER TAXES	38,888	18,434	7,541	18,434	39,986
INTERGOVERNMENTAL REVENUES	2,138,381	1,876,560	571,980	1,878,630	1,878,630
INTEREST EARNINGS	668,549	360,603	297,744	521,332	521,332
OTHER REVENUES	41,413	(21,919)	10,353	102,321	126,359
MISCELLANEOUS REVENUES	21,237	17,417	-	17,417	-
TOTAL REVENUES	13,766,292	13,140,200	12,454,300	14,108,816	14,064,584
ESTIMATED EXPENDITURES:					
EO-LEGISLATIVE/JUDICIAL/OTHER	2,131	2,131	-	2,131	2,997
OFFICE OF FINANCE & MANAGEMENT	1,008,687	1,340,361	528,895	1,340,361	1,748,568
PUBLIC WORKS DEPARTMENT	8,232,239	10,702,891	1,211,459	10,679,074	6,794,602
DRAINAGE DEPARTMENT	-	-	-	-	361,525
TRAFFIC, ROADS & BRIDGES DEPT	7,194,631	9,134,887	3,986,710	9,360,348	8,683,979
COMMUNITY DEVELOPMENT & PLANNING	131,182	195,219	-	195,219	45,513
TOTAL EXPENDITURES	16,568,870	21,375,489	5,727,064	21,577,133	17,637,184
NET INCREASE (DECREASE)	(2,802,578)	(8,235,289)	6,727,236	(7,468,317)	(3,572,600)
ENDING FUND BALANCE	12,022,782			4,554,465	981,865

**LAFAYETTE CONSOLIDATED GOVERNMENT
2024 - 2025 ADOPTED BUDGET
ANNUAL BUDGET BY FUND
ROAD & BRIDGE MAINTENANCE FUND DETAILED PRO FORMA**

<u>ACCOUNT</u>	<u>ACTUAL FY 22-23</u>	<u>CUR BUDGET FY 23-24</u>	<u>ACTUAL AT 4/30/2024</u>	<u>PROJECTED FY 23-24</u>	<u>ADOPTED FY 24-25</u>	<u>ADOPTED VS CURRENT</u>
BEGINNING FUND BALANCE	14,825,360			12,022,782	4,554,465	
ESTIMATED REVENUES:						
GENERAL PROPERTY TAXES	10,857,824	10,889,105	11,566,682	11,570,682	11,498,277	5.59 %
2600999 40016-0 RD & BRDG MAINT MILLAGE	10,675,164	10,698,571	11,375,813	11,375,813	11,297,691	5.60 %
2600999 40037-0 ROADS & BRIDGES MAINT MILLAGE	179,113	179,506	190,869	190,869	189,558	5.60 %
2600999 40100-0 AD VALOREM TAXES-PY	3,547	11,028	0	4,000	11,028	0.00 %
OTHER TAXES	38,888	18,434	7,541	18,434	39,986	116.91 %
2600999 40450-0 INT ON AD VALOREM TAXES-CY	33,747	12,195	7,541	12,195	33,747	176.73 %
2600999 40460-0 INT ON AD VALOREM TAXES-PY	5,141	6,239	0	6,239	6,239	0.00 %
INTERGOVERNMENTAL REVENUES	2,138,381	1,876,560	571,980	1,878,630	1,878,630	0.11 %
2600999 42500-0 STATE REVENUE SHARING	278,544	278,544	187,076	280,614	280,614	0.74 %
2600999 42525-0 GASOLINE TAX REVENUE-PARISH RD	1,859,837	1,598,016	384,904	1,598,016	1,598,016	0.00 %
INTEREST EARNINGS	668,549	360,603	297,744	521,332	521,332	44.57 %
2600999 47000-0 INTEREST ON INVESTMENTS	476,864	360,603	297,744	521,332	521,332	44.57 %
2600999 47050-0 FMV-ADJ TO INVESTMENT	191,685	0	0	0	0	0.00 %
OTHER REVENUES	41,413	-21,919	10,353	102,321	126,359	-676.48 %
2600999 49325-0 STATE OF LA-DOTD	41,413	-62,120	10,353	62,120	62,120	-200.00 %
2600999 49346-0 CONTR FROM DDA	0	40,201	0	40,201	44,239	10.04 %
2600999 49376-0 GEAX MOW SERVICES-CARENCREO	0	0	0	0	20,000	0.00 %
MISCELLANEOUS REVENUES	21,237	17,417	0	17,417	0	-100.00 %
2600999 49900-0 AUCTION PROCEEDS	21,235	0	0	0	0	0.00 %
2600999 49902-0 AUCTION PROCEEDS-ON-LINE	2	0	0	0	0	0.00 %
2600999 49948-0 OTHER FINANCING SOURCE-LEASE	0	17,417	0	17,417	0	-100.00 %
GRAND TOTAL REVENUES	13,766,292	13,140,200	12,454,300	14,108,816	14,064,584	7.03 %
ESTIMATED EXPENSES:						
EO-LEGISLATIVE/JUDICIAL/OTHER	2,131	2,131	0	2,131	2,997	40.64 %
EO-COUNCIL OFFICE	2,131	2,131	0	2,131	2,997	40.64 %
1100 EO-COUNCIL OFFICE ADMIN	2,131	2,131	0	2,131	2,997	40.64 %
2601100 53000-0 AUDITING FEES	2,131	2,131	0	2,131	2,997	40.64 %
TOTAL NON-PERSONNEL COSTS	2,131	2,131	0	2,131	2,997	40.64 %
OFFICE OF FINANCE & MANAGEMENT	1,008,687	1,340,361	528,895	1,340,361	1,748,568	30.46 %
FM-GENERAL ACCOUNTS	1,008,687	1,340,361	528,895	1,340,361	1,748,568	30.46 %
0170 FM-GENERAL ACCOUNTS	1,008,687	1,340,361	528,895	1,340,361	1,748,568	30.46 %
2600170 76474-0 EXT APP-MERS	58,679	99,614	41,324	99,614	107,362	7.78 %
TOTAL PERSONNEL COSTS	58,679	99,614	41,324	99,614	107,362	7.78 %
2600170 57031-0 SOFTWARE MAINTENANCE-ASSESSOR	3,815	4,113	4,113	4,113	4,298	4.50 %
2600170 57081-0 AERIAL PHOTOGRAPHY-ASSESSOR	10,793	5,844	0	5,844	5,817	-0.46 %
2600170 57150-0 TAX REASSESSMENT NOTICE	0	3,162	0	3,162	0	-100.00 %
2600170 70903-0 ELECTION EXPENSE	0	0	0	0	51,100	100.00 %
2600170 74000-101 INT APP-CITY GENERAL FUND	470,902	637,737	246,799	637,737	785,334	23.14 %
2600170 74000-189 INT APP-LA DOTD MPO GRANTS	0	8,000	0	8,000	0	-100.00 %
2600170 74000-401 INT APP-CIP FUND	464,498	581,891	236,659	581,891	0	-100.00 %

**LAFAYETTE CONSOLIDATED GOVERNMENT
2024 - 2025 ADOPTED BUDGET
ANNUAL BUDGET BY FUND
ROAD & BRIDGE MAINTENANCE FUND DETAILED PRO FORMA**

<u>ACCOUNT</u>	<u>ACTUAL</u> <u>FY 22-23</u>	<u>CUR BUDGET</u> <u>FY 23-24</u>	<u>ACTUAL AT</u> <u>4/30/2024</u>	<u>PROJECTED</u> <u>FY 23-24</u>	<u>ADOPTED</u> <u>FY 24-25</u>	<u>ADOPTED</u> <u>VS</u> <u>CURRENT</u>
2600170 74000-461 INT APP-1961 SALES TAX CAP IMP	0	0	0	0	794,657	100.00 %
TOTAL NON-PERSONNEL COSTS	950,008	1,240,747	487,571	1,240,747	1,641,206	32.28 %
PUBLIC WORKS DEPARTMENT	8,232,239	10,702,891	1,211,459	10,679,074	6,794,602	-36.52 %
PW-DIRECTOR'S OFFICE	109,758	450,491	53,824	426,674	314,602	-30.16 %
5200 PW-DIRECTOR'S OFFICE-C	109,758	450,491	53,824	426,674	314,602	-30.16 %
2605200 50600-0 TRAINING OF PERSONNEL	0	1,200	0	1,200	1,200	0.00 %
2605200 67000-0 UTILITIES	42,080	44,400	13,626	44,400	44,400	0.00 %
2605200 70123-614 OTHER INSURANCE PREMIUMS-RM	33,373	51,945	38,243	51,945	39,360	-24.23 %
2605200 70200-0 POSTAGE/SHIPPING CHARGES	0	100	0	100	100	0.00 %
2605200 70300-0 PRINTING & BINDING	0	100	0	100	100	0.00 %
2605200 70500-0 TELECOMMUNICATIONS	1,975	4,500	820	4,500	4,500	0.00 %
2605200 70800-0 TRAVEL & MEETINGS	1,464	3,000	191	3,000	3,000	0.00 %
2605200 70902-0 DUPLICATING EQUIPMENT EXPENSES	1,694	1,493	793	1,493	1,793	20.09 %
2605200 72600-0 TRANSPORTATION	378	800	53	800	800	0.00 %
2605200 72700-0 SUPPLIES & MATERIALS	271	600	98	600	600	0.00 %
2605200 78000-0 UNINSURED LOSSES	28,523	342,353	0	318,536	218,749	-36.10 %
TOTAL NON-PERSONNEL COSTS	109,758	450,491	53,824	426,674	314,602	-30.16 %
PW-CAPITAL IMPROVEMENTS-PROJ	8,122,481	10,252,400	1,157,635	10,252,400	6,480,000	-36.80 %
5130 PW-CIP-PROJECTS	8,122,481	10,252,400	1,157,635	10,252,400	6,480,000	-36.80 %
2605130 89000-0 CAPITAL OUTLAY	8,122,481	10,252,400	1,157,635	10,252,400	6,480,000	-36.80 %
TOTAL NON-PERSONNEL COSTS	8,122,481	10,252,400	1,157,635	10,252,400	6,480,000	-36.80 %
DRAINAGE DEPARTMENT	0	0	0	0	361,525	100.00 %
DR-OPERATIONS DIVISION	0	0	0	0	361,525	100.00 %
5221 DR-OP-ADMINISTRATION-C	0	0	0	0	361,525	100.00 %
2605221 50000-0 PERSONNEL SALARIES	0	0	0	0	258,266	100.00 %
2605221 50400-0 GROUP HEALTH INSURANCE	0	0	0	0	54,976	100.00 %
2605221 50430-0 WORKERS COMP INSURANCE	0	0	0	0	1,394	100.00 %
2605221 50500-0 RETIREMENT/MEDICARE TAX	0	0	0	0	45,383	100.00 %
TOTAL PERSONNEL COSTS	0	0	0	0	360,019	100.00 %
2605221 50415-0 GROUP LIFE INSURANCE	0	0	0	0	1,506	100.00 %
TOTAL NON-PERSONNEL COSTS	0	0	0	0	1,506	100.00 %
TRAFFIC, ROADS AND BRIDGES DEPARTMENT	7,194,631	9,134,887	3,986,710	9,360,348	8,683,979	-4.94 %
RB-DIRECTOR'S OFFICE	339,378	322,446	138,079	397,220	279,390	-13.35 %
5102 RB-DIRECTOR'S OFFICE	339,378	322,446	138,079	397,220	279,390	-13.35 %
2605102 50000-0 PERSONNEL SALARIES	161,285	178,506	61,348	178,506	183,540	2.82 %
2605102 50400-0 GROUP HEALTH INSURANCE	17,495	22,012	22,012	22,012	16,482	-25.12 %
2605102 50410-0 GROUP HEALTH INS-RETIRES	17,438	11,625	11,625	11,625	16,427	41.31 %
2605102 50415-0 GROUP LIFE INSURANCE	558	646	304	646	676	4.64 %
2605102 50430-0 WORKERS COMP INSURANCE	956	964	964	964	991	2.80 %
2605102 50500-0 RETIREMENT/MEDICARE TAX	20,899	23,116	7,911	23,116	23,768	2.82 %
2605102 50900-0 ACCRUED SICK/ANNUAL LEAVE	4,470	0	0	0	0	0.00 %
TOTAL PERSONNEL COSTS	223,101	236,869	104,164	236,869	241,884	2.12 %
2605102 50925-0 VEHICLE SUBSIDY LEASES	6,023	7,000	2,622	7,000	7,000	0.00 %
2605102 70123-614 OTHER INSURANCE PREMIUMS-RM	5,579	22,504	16,454	22,504	16,947	-24.69 %
2605102 77140-0 RESERVE-DIRECTOR'S	0	3,000	0	3,500	5,000	66.67 %
2605102 78000-0 UNINSURED LOSSES	56,748	0	0	74,274	8,559	100.00 %
2605102 89000-0 CAPITAL OUTLAY	47,927	53,073	14,839	53,073	0	-100.00 %

**LAFAYETTE CONSOLIDATED GOVERNMENT
2024 - 2025 ADOPTED BUDGET
ANNUAL BUDGET BY FUND
ROAD & BRIDGE MAINTENANCE FUND DETAILED PRO FORMA**

<u>ACCOUNT</u>	<u>ACTUAL</u> <u>FY 22-23</u>	<u>CUR BUDGET</u> <u>FY 23-24</u>	<u>ACTUAL AT</u> <u>4/30/2024</u>	<u>PROJECTED</u> <u>FY 23-24</u>	<u>ADOPTED</u> <u>FY 24-25</u>	<u>ADOPTED</u> <u>VS</u> <u>CURRENT</u>
TOTAL NON-PERSONNEL COSTS	116,277	85,577	33,915	160,351	37,506	-56.17 %
RB-OPERATIONS DIVISION	6,554,631	8,412,158	3,739,514	8,562,845	7,987,089	-5.05 %
5124 RB-OP-ROADS/BRIDGES	1,898,424	3,632,374	1,618,765	3,489,728	2,636,539	-27.42 %
2605124 69150-0 ROADSIDE VEGETATION MAINT	89,045	125,000	40,797	125,000	125,000	0.00 %
2605124 70990-0 CONTR SERV-INTRSTATE GRASS CUT	124,010	207,500	9,000	207,500	207,500	0.00 %
2605124 71017-0 CONTR SERV-PROJECT GEAX MOW	428,755	366,906	108,286	366,906	366,906	0.00 %
2605124 71031-0 CONTR SERV-SPECIAL EVENTS	0	0	0	0	20,000	100.00 %
2605124 78000-0 UNINSURED LOSSES	0	142,146	0	0	178,561	25.62 %
2605124 80420-0 TAX DEDUCTIONS-RETIREMENT	392,969	415,719	426,239	415,719	430,772	3.62 %
2605124 89000-0 CAPITAL OUTLAY	863,645	2,375,103	1,034,443	2,374,603	1,307,800	-44.94 %
TOTAL NON-PERSONNEL COSTS	1,898,424	3,632,374	1,618,765	3,489,728	2,636,539	-27.42 %
5125 RB-OP-DOWNTOWN WORK CREW	40,439	41,064	24,382	40,564	50,736	23.55 %
2605125 50000-0 PERSONNEL SALARIES	23,374	26,308	12,075	26,308	32,528	23.64 %
2605125 50200-0 OVERTIME	1,424	1,175	940	675	689	-41.36 %
2605125 50400-0 GROUP HEALTH INSURANCE	5,812	5,476	5,476	5,476	5,476	0.00 %
2605125 50415-0 GROUP LIFE INSURANCE	88	157	70	157	194	23.57 %
2605125 50430-0 WORKERS COMP INSURANCE	142	142	142	142	176	23.94 %
2605125 50500-0 RETIREMENT/MEDICARE TAX	3,587	3,406	1,951	3,406	7,273	113.53 %
TOTAL PERSONNEL COSTS	34,427	36,664	20,654	36,164	46,336	26.38 %
2605125 50800-0 UNIFORMS	122	200	0	200	200	0.00 %
2605125 72600-0 TRANSPORTATION	5,690	4,000	3,582	4,000	4,000	0.00 %
2605125 72700-0 SUPPLIES & MATERIALS	200	200	146	200	200	0.00 %
TOTAL NON-PERSONNEL COSTS	6,012	4,400	3,728	4,400	4,400	0.00 %
5224 RB-OP-ROADS/BRIDGES-C	4,615,768	4,738,720	2,096,367	5,032,553	5,299,814	11.84 %
2605224 50000-0 PERSONNEL SALARIES	1,634,820	2,131,221	815,127	2,122,696	2,658,454	24.74 %
2605224 50100-0 TEMPORARY EMPLOYEES	0	10,000	0	10,000	10,000	0.00 %
2605224 50200-0 OVERTIME	180,686	408,447	90,506	408,947	417,127	2.13 %
2605224 50204-0 OVERTIME-CHRISTMAS PARADE	1,864	2,077	2,077	2,077	2,119	2.02 %
2605224 50222-0 OVERTIME-MLK PARADE	1,561	1,561	0	1,561	1,592	1.99 %
2605224 50300-0 PROMOTION COSTS	0	8,420	0	18,434	0	-100.00 %
2605224 50400-0 GROUP HEALTH INSURANCE	536,238	521,786	521,786	521,786	461,010	-11.65 %
2605224 50415-0 GROUP LIFE INSURANCE	6,853	13,634	4,704	13,634	15,627	14.62 %
2605224 50430-0 WORKERS COMP INSURANCE	12,257	12,458	12,458	12,458	14,350	15.19 %
2605224 50500-0 RETIREMENT/MEDICARE TAX	363,987	433,505	180,002	432,016	506,424	16.82 %
2605224 50900-0 ACCRUED SICK/ANNUAL LEAVE	17,826	0	0	0	0	0.00 %
TOTAL PERSONNEL COSTS	2,756,092	3,543,109	1,626,660	3,543,609	4,086,703	15.34 %
2605224 50600-0 TRAINING OF PERSONNEL	1,862	2,000	620	2,000	2,000	0.00 %
2605224 50800-0 UNIFORMS	9,748	10,400	1,388	10,400	10,400	0.00 %
2605224 51000-0 ADMINISTRATIVE COST	250,557	251,000	0	251,000	260,000	3.59 %
2605224 60000-0 BUILDING MAINTENANCE	2,974	3,000	1,184	3,000	3,000	0.00 %
2605224 63000-0 EQUIPMENT MAINTENANCE	5,273	6,000	1,531	6,000	6,000	0.00 %
2605224 65000-0 GROUNDS MAINTENANCE	14,717	17,000	0	17,000	17,000	0.00 %
2605224 66000-0 JANITORIAL SUPPLIES & SERVICES	3,861	4,000	982	4,000	4,000	0.00 %
2605224 67000-0 UTILITIES	26,708	62,200	7,417	62,200	62,200	0.00 %
2605224 69100-0 RAILROAD CROSSINGS MAINTENANCE	18,568	24,700	3,797	24,700	24,700	0.00 %
2605224 69120-0 RENT	0	5,000	0	5,000	15,000	200.00 %
2605224 70000-0 DUES & LICENSES	960	1,100	633	1,100	1,100	0.00 %
2605224 70200-0 POSTAGE/SHIPPING CHARGES	94	200	0	200	200	0.00 %
2605224 70300-0 PRINTING & BINDING	0	100	57	100	100	0.00 %

**LAFAYETTE CONSOLIDATED GOVERNMENT
2024 - 2025 ADOPTED BUDGET
ANNUAL BUDGET BY FUND
ROAD & BRIDGE MAINTENANCE FUND DETAILED PRO FORMA**

<u>ACCOUNT</u>	<u>ACTUAL</u> <u>FY 22-23</u>	<u>CUR BUDGET</u> <u>FY 23-24</u>	<u>ACTUAL AT</u> <u>4/30/2024</u>	<u>PROJECTED</u> <u>FY 23-24</u>	<u>ADOPTED</u> <u>FY 24-25</u>	<u>ADOPTED</u> <u>VS</u> <u>CURRENT</u>
2605224 70400-0 PUBLICATION & RECORDATION	931	1,000	0	1,000	1,000	0.00 %
2605224 70500-0 TELECOMMUNICATIONS	13,610	16,600	8,471	16,600	16,600	0.00 %
2605224 70700-0 TOURISM	235	1,000	0	1,000	1,000	0.00 %
2605224 70750-0 TOURISM-INT FESTIVAL (IN KIND)	15,987	16,000	61	16,000	16,000	0.00 %
2605224 70800-0 TRAVEL & MEETINGS	205	500	0	500	500	0.00 %
2605224 70907-0 CONTRACTUAL SERVICES	311,644	309,125	45,195	309,125	309,125	0.00 %
2605224 72100-0 EQUIPMENT RENTAL	764	2,000	960	2,000	2,000	0.00 %
2605224 72600-0 TRANSPORTATION	398,910	398,886	379,104	398,886	398,886	0.00 %
2605224 72700-0 SUPPLIES & MATERIALS	50,598	62,300	18,307	62,300	62,300	0.00 %
2605224 78000-0 UNINSURED LOSSES	723,956	1,500	0	294,833	0	-100.00 %
2605224 89000-0 CAPITAL OUTLAY	7,514	0	0	0	0	0.00 %
TOTAL NON-PERSONNEL COSTS	1,859,676	1,195,611	469,707	1,488,944	1,213,111	1.46 %
RB-TRAFFIC ENGINEERING	284,759	396,146	106,211	396,146	417,500	5.39 %
5910 RB-TRAFFIC ENGINEERING DEVELOP	11,103	12,500	0	12,500	6,500	-48.00 %
2605910 71022-0 CONTR SERV-SAAS COSTS	6,391	6,500	0	6,500	6,500	0.00 %
2605910 89000-0 CAPITAL OUTLAY	4,712	6,000	0	6,000	0	-100.00 %
TOTAL NON-PERSONNEL COSTS	11,103	12,500	0	12,500	6,500	-48.00 %
5911 RB-TRAFFIC ENGINEERING MAINT	273,656	383,646	106,211	383,646	411,000	7.13 %
2605911 72700-0 SUPPLIES & MATERIALS	4,835	5,000	3,310	5,000	5,000	0.00 %
2605911 89000-0 CAPITAL OUTLAY	268,821	378,646	102,901	378,646	406,000	7.22 %
TOTAL NON-PERSONNEL COSTS	273,656	383,646	106,211	383,646	411,000	7.13 %
RB-TRAFFIC SIGNALS MAINT	15,863	4,137	2,906	4,137	0	-100.00 %
5930 RB-TRAFFIC SIGNALS MAINT	15,863	4,137	2,906	4,137	0	-100.00 %
2605930 89000-0 CAPITAL OUTLAY	15,863	4,137	2,906	4,137	0	-100.00 %
TOTAL NON-PERSONNEL COSTS	15,863	4,137	2,906	4,137	0	-100.00 %
COMMUNITY DEVELOPMENT & PLANNING	131,182	195,219	0	195,219	45,513	-76.69 %
CP-PLANNING	30,888	45,513	0	45,513	45,513	0.00 %
5901 CP-PLANNING	30,888	45,513	0	45,513	45,513	0.00 %
2605901 76058-0 EXT APP-ACADIANA MPO	30,888	45,513	0	45,513	45,513	0.00 %
TOTAL NON-PERSONNEL COSTS	30,888	45,513	0	45,513	45,513	0.00 %
CP-GRANTS ADMINISTRATION	100,294	149,706	0	149,706	0	-100.00 %
8100 CP-EXTERNAL GRANTS	100,294	149,706	0	149,706	0	-100.00 %
2608100 89000-0 CAPITAL OUTLAY	100,294	149,706	0	149,706	0	-100.00 %
TOTAL NON-PERSONNEL COSTS	100,294	149,706	0	149,706	0	-100.00 %
GRAND TOTAL EXPENDITURES	16,568,870	21,375,489	5,727,064	21,577,133	17,637,184	-17.49 %
NET INCREASE (DECREASE)	(2,802,578)	(8,235,289)	6,727,236	(7,468,317)	(3,572,600)	-56.62 %
ENDING FUND BALANCE	12,022,782			4,554,465	981,865	

**LAFAYETTE CONSOLIDATED GOVERNMENT
2024 - 2025 ADOPTED BUDGET
CAPITAL APPROPRIATION FOR ROAD & BRIDGE MAINTENANCE FUND**

ADOPTED
FY 24-25

SECTION ACCOUNT ACTIVITY

FUND 260 ROAD & BRIDGE MAINTENANCE FUND			
5130 - PW-CIP-PROJECTS			
2605130	89000-0	CAPITAL OUTLAY	6,480,000
		260251002745130 GLORIA SWITCH RD RECONSTRUCT	615,000
		260251009035130 ASPHALT STREET PATCHING-PARISH	400,000
		260251009145130 BRIDGE IMPROVEMENTS-PARISH	3,165,000
		260251009235130 ASPHALT ST PRESERV-PAR WIDE	650,000
		260251100335130 ASPHALT OVERLAY/RECONS-PARWIDE	1,650,000
TOTAL SECTION 5130 PW-CIP-PROJECTS			6,480,000
TOTAL DIV PW-CI PW-CAPITAL IMPROVEMENTS-PROJ			6,480,000
TOTAL DEPT 050 PUBLIC WORKS DEPARTMENT			6,480,000
5124 - RB-OP-ROADS/BRIDGES			
2605124	89000-0	CAPITAL OUTLAY	1,307,800
		260251001305124 ASPHALT & GRAVEL SUPPLIES	105,000
		260251009065124 UNIMPROVED STREETS	20,000
		260251009125124 BRIDGE REPAIRS-PARISH	200,000
		260256003195124 RPL BARRICADES	10,000
		260257000055124 14 YD TANDUM DUMP TRUCK RPL-1	191,000
		260257000115124 RPL 3/4T TRK EXT CAB/8'BED-1	24,000
		260257000445124 RPL 1/2T TRK EXT CAB/8'BED-2	42,000
		260257001175124 RPL 20' TRAILER W/ RAMPS-1	20,000
		260257001405124 RPL SWEEPER-1	310,000
		260257001765124 1 T CREW DUALY 3YD BED RPL-1	85,800
		260257001925124 RPL PATCHER-1	300,000
TOTAL SECTION 5124 RB-OP-ROADS/BRIDGES			1,307,800
TOTAL DIV RB-OD RB-OPERATIONS DIVISION			1,307,800
5911 - RB-TRAFFIC ENGINEERING MAINT			
2605911	89000-0	CAPITAL OUTLAY	406,000
		260251009015911 PAVEMENT MARKINGS	200,000
		260256000465911 SIGN MATERIALS	200,000
		260256001035911 PROPANE/OXYGEN/ACETYLENE	4,000
		260256001045911 SUBDIVISION DEVELOPMENT SIGNS	2,000
TOTAL SECTION 5911 RB-TRAFFIC ENGINEERING MAINT			406,000
TOTAL DIV RB-TE RB-TRAFFIC ENGINEERING			406,000
TOTAL DEPT 052 TRAFFIC, ROADS AND BRIDGES DEPARTMENT			1,713,800
TOTAL FUND 260 ROAD & BRIDGE MAINTENANCE FUND			8,193,800

**LAFAYETTE CONSOLIDATED GOVERNMENT
2024 - 2025 ADOPTED BUDGET
MANNING TABLE FOR ROAD & BRIDGE MAINTENANCE FUND**

	PERSONNEL			CUR BUDGET FY 23-24	PROJECTED FY 23-24	ADOPTED FY 24-25
	CUR	PROJ	ADP			
FUND 260 - ROAD & BRIDGE MAINTENANCE FUND	69	69	74	2,487,726	2,487,726	3,132,788
DRAINAGE DEPARTMENT	0	0	6	0	0	258,266
DR-OPERATIONS DIVISION	0	0	6	0	0	258,266
AF 1033 SECRETARY II	0	0	1	0	0	42,973
AF 4043 DRAINAGE SUPPORT COORDINATOR	0	0	1	0	0	68,396
AF 4320 SMALL EQUIPMENT MECHANIC	0	0	1	0	0	39,226
AF 5011 DISPATCHER	0	0	3	0	0	107,671
TOTAL PERSONNEL 5221 DR-OP-ADMINISTRATION-C	0	0	6	0	0	258,266
TRAFFIC, ROADS AND BRIDGES DEPARTMENT	69	69	68	2,487,726	2,487,726	2,874,522
RB-DIRECTOR'S OFFICE	2	2	2	178,506	178,506	183,540
AF 1040 ADMINISTRATIVE ASSISTANT	1	1	1	45,959	45,959	50,993
AU 9013 DEPARTMENT DIRECTOR	1	1	1	132,547	132,547	132,547
TOTAL PERSONNEL 5102 RB-DIRECTOR'S OFFICE	2	2	2	178,506	178,506	183,540
RB-OPERATIONS DIVISION	67	67	66	2,309,220	2,309,220	2,690,982
AF 4013 LABOR FOREMAN I	1	1	1	26,308	26,308	32,528
TOTAL PERSONNEL 5125 RB-OP-DOWNTOWN WORK CREW	1	1	1	26,308	26,308	32,528
AF 1012 CLERK III	1	1	1	35,937	35,937	38,980
AF 4010 LABORER I	4	4	0	91,850	91,850	0
AF 4012 LABORER II	12	12	16	309,107	309,107	516,160
AF 4013 LABOR FOREMAN I	6	6	6	163,697	163,697	201,381
AF 4015 LABOR FOREMAN II	2	2	1	66,106	66,106	37,160
AF 4018 LABOR FOREMAN III	6	6	7	258,252	258,252	339,374
AF 4038 STREET MAINT FOREMAN	2	2	2	118,251	118,251	127,403
AF 4040 GROUNDS MAINT FOREMAN	1	1	1	61,226	61,226	65,802
AF 4041 STREET SUPERINTENDENT	1	1	1	85,106	85,106	88,954
AF 4042 BRIDGE MAINT FOREMAN	1	1	1	65,011	65,011	69,587
AF 4102 EQUIPMENT OPERATOR II	4	4	3	116,820	116,820	101,574
AF 4103 EQUIPMENT OPERATOR III	15	15	15	504,535	504,535	600,027
AF 4104 EQUIPMENT OPERATOR IV	7	7	7	268,146	268,146	304,052
AF 4209 CEMENT MASON	2	2	2	59,680	59,680	77,809
AF 4411 TREE TRIMMER	1	1	1	34,791	34,791	40,636
AF 4416 TREE TRIMMER FOREMAN	1	1	1	44,397	44,397	49,555
TOTAL PERSONNEL 5224 RB-OP-ROADS/BRIDGES-C	66	66	65	2,282,912	2,282,912	2,658,454
GRAND TOTAL	69	69	74	2,487,726	2,487,726	3,132,788

* PART TIME POSITION



FUND 261 – DRAINAGE MAINTENANCE



**LAFAYETTE CONSOLIDATED GOVERNMENT
2024 - 2025 ADOPTED BUDGET
ANNUAL BUDGET BY FUND**

261 DRAINAGE MAINTENANCE FUND PRO FORMA

	Actual FY 22/23	Cur Budget FY 23/24	Actual At FY 23/24	Projected FY 23/24	Adopted FY 24/25
BEGINNING FUND BALANCE	6,861,220			5,893,047	906,984
ESTIMATED REVENUES:					
GENERAL PROPERTY TAXES	8,551,467	8,574,279	9,110,872	9,112,872	9,054,111
OTHER TAXES	29,278	15,207	5,939	15,207	15,207
INTERGOVERNMENTAL REVENUES	100,842	100,842	67,728	101,592	101,592
INTEREST EARNINGS	339,570	120,375	185,266	300,363	300,363
MISCELLANEOUS REVENUES	67,897	-	-	-	-
TOTAL REVENUES	9,089,054	8,810,703	9,369,805	9,530,034	9,471,273
ESTIMATED EXPENDITURES:					
OFFICE OF FINANCE & MANAGEMENT	662,350	1,612,356	283,295	1,612,356	913,758
PUBLIC WORKS DEPARTMENT	1,437,769	1,708,996	80,708	1,708,996	621,099
DRAINAGE DEPARTMENT	7,957,108	11,040,192	4,326,149	11,194,745	8,250,618
TOTAL EXPENDITURES	10,057,227	14,361,544	4,690,152	14,516,097	9,785,475
NET INCREASE (DECREASE)	(968,173)	(5,550,841)	4,679,653	(4,986,063)	(314,202)
ENDING FUND BALANCE	5,893,047			906,984	592,782

**LAFAYETTE CONSOLIDATED GOVERNMENT
2024 - 2025 ADOPTED BUDGET
ANNUAL BUDGET BY FUND
DRAINAGE MAINTENANCE FUND DETAILED PRO FORMA**

ACCOUNT	ACTUAL FY 22-23	CUR BUDGET FY 23-24	ACTUAL AT 4/30/2024	PROJECTED FY 23-24	ADOPTED FY 24-25	ADOPTED VS CURRENT
BEGINNING FUND BALANCE	6,861,220			5,893,047	906,984	
ESTIMATED REVENUES:						
GENERAL PROPERTY TAXES	8,551,467	8,574,279	9,110,872	9,112,872	9,054,111	5.60 %
2610999 40018-0 DRAINAGE MAINT MILLAGE	8,549,686	8,568,430	9,110,872	9,110,872	9,048,262	5.60 %
2610999 40100-0 AD VALOREM TAXES-PY	1,781	5,849	0	2,000	5,849	0.00 %
OTHER TAXES	29,278	15,207	5,939	15,207	15,207	0.00 %
2610999 40450-0 INT ON AD VALOREM TAXES-CY	26,582	12,014	5,939	12,014	12,014	0.00 %
2610999 40460-0 INT ON AD VALOREM TAXES-PY	2,696	3,193	0	3,193	3,193	0.00 %
INTERGOVERNMENTAL REVENUES	100,842	100,842	67,728	101,592	101,592	0.74 %
2610999 42500-0 STATE REVENUE SHARING	100,842	100,842	67,728	101,592	101,592	0.74 %
INTEREST EARNINGS	339,570	120,375	185,266	300,363	300,363	149.52 %
2610999 47000-0 INTEREST ON INVESTMENTS	261,408	120,375	185,266	300,363	300,363	149.52 %
2610999 47050-0 FMV-ADJ TO INVESTMENT	78,162	0	0	0	0	0.00 %
MISCELLANEOUS REVENUES	67,897	0	0	0	0	0.00 %
2610999 49800-0 MISCELLANEOUS REVENUES	462	0	0	0	0	0.00 %
2610999 49801-0 MISC REV-PY ADJUSTMENT	31	0	0	0	0	0.00 %
2610999 49900-0 AUCTION PROCEEDS	32,393	0	0	0	0	0.00 %
2610999 49902-0 AUCTION PROCEEDS-ON-LINE	35,011	0	0	0	0	0.00 %
GRAND TOTAL REVENUES	9,089,054	8,810,703	9,369,805	9,530,034	9,471,273	7.50 %
ESTIMATED EXPENSES:						
OFFICE OF FINANCE & MANAGEMENT	662,350	1,612,356	283,295	1,612,356	913,758	-43.33 %
FM-GENERAL ACCOUNTS	662,350	1,612,356	283,295	1,612,356	913,758	-43.33 %
0170 FM-GENERAL ACCOUNTS	662,350	1,612,356	283,295	1,612,356	913,758	-43.33 %
2610170 76474-0 EXT APP-MERS	60,741	103,114	42,776	103,114	111,134	7.78 %
TOTAL PERSONNEL COSTS	60,741	103,114	42,776	103,114	111,134	7.78 %
2610170 57031-0 SOFTWARE MAINTENANCE-ASSESSOR	3,005	3,240	3,240	3,240	3,385	4.48 %
2610170 57081-0 AERIAL PHOTOGRAPHY-ASSESSOR	8,501	4,604	0	4,604	4,582	-0.48 %
2610170 57150-0 TAX REASSESSMENT NOTICE	0	2,491	0	2,491	0	-100.00 %
2610170 74000-126 INT APP-GRANTS-FEDERAL	25,605	46,578	620	46,578	0	-100.00 %
2610170 74000-127 INT APP-GRANTS-STATE	100,000	0	0	0	0	0.00 %
2610170 74000-162 INT APP-CDBG	0	870,438	0	870,438	0	-100.00 %
2610170 74000-401 INT APP-CIP FUND	464,498	581,891	236,659	581,891	0	-100.00 %
2610170 74000-461 INT APP-1961 SALES TAX CAP IMP	0	0	0	0	794,657	100.00 %
TOTAL NON-PERSONNEL COSTS	601,609	1,509,242	240,519	1,509,242	802,624	-46.82 %
PUBLIC WORKS DEPARTMENT	1,437,769	1,708,996	80,708	1,708,996	621,099	-63.66 %
PW-CAPITAL IMPROVEMENTS-PROJ	1,420,079	1,696,870	75,392	1,696,870	600,000	-64.64 %
5130 PW-CIP-PROJECTS	1,409,020	1,686,869	75,392	1,686,869	600,000	-64.43 %
2615130 89000-0 CAPITAL OUTLAY	1,409,020	1,686,869	75,392	1,686,869	600,000	-64.43 %
TOTAL NON-PERSONNEL COSTS	1,409,020	1,686,869	75,392	1,686,869	600,000	-64.43 %
5230 PW-CIP-PROJECTS-C	11,059	10,001	0	10,001	0	-100.00 %
2615230 89000-0 CAPITAL OUTLAY	11,059	10,001	0	10,001	0	-100.00 %

**LAFAYETTE CONSOLIDATED GOVERNMENT
2024 - 2025 ADOPTED BUDGET
ANNUAL BUDGET BY FUND
DRAINAGE MAINTENANCE FUND DETAILED PRO FORMA**

<u>ACCOUNT</u>	<u>ACTUAL FY 22-23</u>	<u>CUR BUDGET FY 23-24</u>	<u>ACTUAL AT 4/30/2024</u>	<u>PROJECTED FY 23-24</u>	<u>ADOPTED FY 24-25</u>	<u>ADOPTED VS CURRENT</u>
TOTAL NON-PERSONNEL COSTS	11,059	10,001	0	10,001	0	-100.00 %
PW-CAPITAL IMPROVEMENTS-OTHER	17,690	12,126	5,316	12,126	21,099	74.00 %
5131 PW-CIP-ENGINEER/DESIGN/DEVELOP	17,690	12,126	5,316	12,126	21,099	74.00 %
2615131 50100-0 TEMPORARY EMPLOYEES	13,524	6,564	4,064	6,564	6,564	0.00 %
2615131 50500-0 RETIREMENT/MEDICARE TAX	4,166	5,562	1,252	5,562	2,535	-54.42 %
TOTAL PERSONNEL COSTS	17,690	12,126	5,316	12,126	9,099	-24.96 %
2615131 89000-0 CAPITAL OUTLAY	0	0	0	0	12,000	100.00 %
TOTAL NON-PERSONNEL COSTS	0	0	0	0	12,000	100.00 %
DRAINAGE DEPARTMENT	7,957,108	11,040,192	4,326,149	11,194,745	8,250,618	-25.27 %
DR-OPERATIONS DIVISION	7,957,108	11,040,192	4,326,149	11,194,745	8,250,618	-25.27 %
5122 DR-OP-DRAINAGE	1,969,255	3,212,744	1,545,430	3,212,744	1,359,310	-57.69 %
2615122 69180-0 CONTR SERV-DEBRIS CLEARANCE	196,700	250,000	92,300	250,000	150,000	-40.00 %
2615122 72700-0 SUPPLIES & MATERIALS	291,521	250,000	163,321	250,000	250,000	0.00 %
2615122 76800-0 EXT APP-SOIL & WATER CONSER	25,000	25,000	25,000	25,000	25,000	0.00 %
2615122 80420-0 TAX DEDUCTIONS-RETIREMENT	309,533	327,342	335,739	327,342	339,310	3.66 %
2615122 89000-0 CAPITAL OUTLAY	1,146,501	2,360,402	929,070	2,360,402	595,000	-74.79 %
TOTAL NON-PERSONNEL COSTS	1,969,255	3,212,744	1,545,430	3,212,744	1,359,310	-57.69 %
5221 DR-OP-ADMINISTRATION-C	355,939	413,568	192,596	413,568	111,232	-73.10 %
2615221 50000-0 PERSONNEL SALARIES	194,115	216,273	89,711	216,273	0	-100.00 %
2615221 50400-0 GROUP HEALTH INSURANCE	46,614	49,446	49,446	49,446	0	-100.00 %
2615221 50415-0 GROUP LIFE INSURANCE	819	1,283	534	1,283	0	-100.00 %
2615221 50430-0 WORKERS COMP INSURANCE	1,128	1,169	1,169	1,169	0	-100.00 %
2615221 50500-0 RETIREMENT/MEDICARE TAX	41,045	44,456	18,727	44,456	0	-100.00 %
TOTAL PERSONNEL COSTS	283,721	312,627	159,587	312,627	0	-100.00 %
2615221 50800-0 UNIFORMS	152	600	0	600	600	0.00 %
2615221 70000-0 DUES & LICENSES	150	500	0	500	500	0.00 %
2615221 70123-614 OTHER INSURANCE PREMIUMS-RM	0	149	0	149	0	-100.00 %
2615221 70200-0 POSTAGE/SHIPPING CHARGES	365	300	50	300	300	0.00 %
2615221 70400-0 PUBLICATION & RECORDATION	279	1,050	0	1,050	1,050	0.00 %
2615221 70500-0 TELECOMMUNICATIONS	53,579	63,560	26,642	63,560	74,000	16.43 %
2615221 70800-0 TRAVEL & MEETINGS	2,708	4,000	0	4,000	4,000	0.00 %
2615221 70902-0 DUPLICATING EQUIPMENT EXPENSES	3,437	5,000	1,821	5,000	5,000	0.00 %
2615221 70907-0 CONTRACTUAL SERVICES	4,964	8,000	2,357	8,000	8,000	0.00 %
2615221 72600-0 TRANSPORTATION	746	10,332	966	10,332	10,332	0.00 %
2615221 72700-0 SUPPLIES & MATERIALS	5,838	7,450	1,173	7,450	7,450	0.00 %
TOTAL NON-PERSONNEL COSTS	72,218	100,941	33,009	100,941	111,232	10.20 %
5222 DR-OP-DRAINAGE-C	5,631,914	7,413,880	2,588,123	7,568,433	6,780,076	-8.55 %
2615222 50000-0 PERSONNEL SALARIES	1,893,764	2,167,111	849,268	2,375,514	2,702,589	24.71 %
2615222 50100-0 TEMPORARY EMPLOYEES	84,669	105,000	31,084	105,000	75,000	-28.57 %
2615222 50200-0 OVERTIME	120,545	295,000	43,813	85,000	86,700	-70.61 %
2615222 50300-0 PROMOTION COSTS	0	96,030	0	97,834	67,200	-30.02 %
2615222 50400-0 GROUP HEALTH INSURANCE	518,861	472,340	472,340	472,340	466,864	-1.16 %
2615222 50410-0 GROUP HEALTH INS-RETIRES	17,438	17,438	17,438	17,438	10,951	-37.20 %
2615222 50415-0 GROUP LIFE INSURANCE	7,930	13,848	5,005	13,848	15,723	13.54 %
2615222 50430-0 WORKERS COMP INSURANCE	12,971	12,795	12,795	12,795	14,593	14.05 %
2615222 50500-0 RETIREMENT/MEDICARE TAX	430,152	485,863	193,740	485,656	513,495	5.69 %
2615222 50900-0 ACCRUED SICK/ANNUAL LEAVE	0	0	864	0	198,851	100.00 %

**LAFAYETTE CONSOLIDATED GOVERNMENT
2024 - 2025 ADOPTED BUDGET
ANNUAL BUDGET BY FUND
DRAINAGE MAINTENANCE FUND DETAILED PRO FORMA**

<u>ACCOUNT</u>	<u>ACTUAL FY 22-23</u>	<u>CUR BUDGET FY 23-24</u>	<u>ACTUAL AT 4/30/2024</u>	<u>PROJECTED FY 23-24</u>	<u>ADOPTED FY 24-25</u>	<u>ADOPTED VS CURRENT</u>
TOTAL PERSONNEL COSTS	3,086,330	3,665,425	1,626,347	3,665,425	4,151,966	13.27 %
2615222 50600-0 TRAINING OF PERSONNEL	1,577	4,500	1,610	4,500	4,500	0.00 %
2615222 50800-0 UNIFORMS	11,025	13,000	1,137	13,000	13,000	0.00 %
2615222 51000-0 ADMINISTRATIVE COST	390,000	390,000	0	390,000	400,000	2.56 %
2615222 60000-0 BUILDING MAINTENANCE COULEE MAINT-UNIMPROVED	8,830	9,000	1,591	9,000	9,000	0.00 %
2615222 62020-0 COULEE	89,292	100,000	25,000	100,000	100,000	0.00 %
2615222 63000-0 EQUIPMENT MAINTENANCE	5,733	5,000	2,765	5,000	5,000	0.00 %
2615222 66000-0 JANITORIAL SUPPLIES & SERVICES	0	1,200	0	1,200	1,200	0.00 %
2615222 67000-0 UTILITIES	23,440	24,000	15,431	24,000	35,000	45.83 %
2615222 69151-0 DRAINAGE FACILITIES MAINT	59,308	229,782	11,658	229,782	229,782	0.00 %
2615222 70000-0 DUES & LICENSES	575	1,100	1,057	1,100	1,100	0.00 %
2615222 70200-0 POSTAGE/SHIPPING CHARGES	819	700	22	700	700	0.00 %
2615222 70400-0 PUBLICATION & RECORDATION	3,247	3,500	554	3,500	3,500	0.00 %
2615222 70907-0 CONTRACTUAL SERVICES	752,784	988,646	362,083	988,646	788,646	-20.23 %
2615222 72100-0 EQUIPMENT RENTAL	49,113	80,000	12,714	80,000	55,000	-31.25 %
2615222 72600-0 TRANSPORTATION	972,082	832,210	344,201	832,210	832,210	0.00 %
2615222 72700-0 SUPPLIES & MATERIALS	10,995	15,000	1,470	15,000	15,000	0.00 %
2615222 78000-0 UNINSURED LOSSES	166,764	129,494	0	284,047	134,472	3.84 %
2615222 89000-0 CAPITAL OUTLAY	0	921,323	180,483	921,323	0	-100.00 %
TOTAL NON-PERSONNEL COSTS	2,545,584	3,748,455	961,776	3,903,008	2,628,110	-29.89 %
GRAND TOTAL EXPENDITURES	10,057,227	14,361,544	4,690,152	14,516,097	9,785,475	-31.86 %
NET INCREASE (DECREASE)	(968,173)	(5,550,841)	4,679,653	(4,986,063)	(314,202)	-94.34 %
ENDING FUND BALANCE	5,893,047			906,984	592,782	

**LAFAYETTE CONSOLIDATED GOVERNMENT
2024 - 2025 ADOPTED BUDGET
CAPITAL APPROPRIATION FOR DRAINAGE MAINTENANCE FUND**

<u>SECTION</u>	<u>ACCOUNT</u>	<u>ACTIVITY</u>	<u>ADOPTED FY 24-25</u>
FUND 261 DRAINAGE MAINTENANCE FUND			
5130 - PW-CIP-PROJECTS			
2615130	89000-0	CAPITAL OUTLAY	600,000
	261252000665130	FLOOD PLAIN MANAGEMENT	50,000
	261252009055130	PARISH DRAINAGE IMPROVEMENTS	500,000
	261252019145130	COMPREHENSIVE STORMWATER PLAN	50,000
TOTAL SECTION 5130 PW-CIP-PROJECTS			600,000
TOTAL DIV PW-CI PW-CAPITAL IMPROVEMENTS-PROJ			600,000
5131 - PW-CIP-ENGINEER/DESIGN/DEVELOP			
2615131	89000-0	CAPITAL OUTLAY	12,000
	261257000455131	MID SIZE SUV RPL - 1	12,000
TOTAL SECTION 5131 PW-CIP-ENGINEER/DESIGN/DEVELOP			12,000
TOTAL DIV PW-CO PW-CAPITAL IMPROVEMENTS-OTHER			12,000
TOTAL DEPT 050 PUBLIC WORKS DEPARTMENT			612,000
5122 - DR-OP-DRAINAGE			
2615122	89000-0	CAPITAL OUTLAY	595,000
	261252009015122	SECONDARY DRAINAGE - PARISH	250,000
	261252009115122	COULEE INSPECTION - EARTHEN	100,000
	261256001175122	RPL 15FT ROTARY CUTTER-1	35,000
	261257000725122	RPL 4X4 UTV-1	20,000
	261257001085122	NEW TRI-AXLE UTILITY TRAILER-1	60,000
	261257001185122	RPL MINI 60G EXCAVATOR-1	115,000
	261257002055122	NEW VIBRATORY PLATE COMPACT-1	15,000
TOTAL SECTION 5122 DR-OP-DRAINAGE			595,000
TOTAL DIV DR-OD DR-OPERATIONS DIVISION			595,000
TOTAL DEPT 051 DRAINAGE DEPARTMENT			595,000
TOTAL FUND 261 DRAINAGE MAINTENANCE FUND			1,207,000

**LAFAYETTE CONSOLIDATED GOVERNMENT
2024 - 2025 ADOPTED BUDGET
MANNING TABLE FOR DRAINAGE MAINTENANCE FUND**

	<u>PERSONNEL</u>			<u>CUR BUDGET</u> <u>FY 23-24</u>	<u>PROJECTED</u> <u>FY 23-24</u>	<u>ADOPTED</u> <u>FY 24-25</u>
	<u>CUR</u>	<u>PROJ</u>	<u>ADP</u>			
FUND 261 - DRAINAGE MAINTENANCE FUND	66	66	59	2,593,717	2,593,717	2,702,589
DRAINAGE DEPARTMENT	66	66	59	2,593,717	2,593,717	2,702,589
DR-OPERATIONS DIVISION	66	66	59	2,593,717	2,593,717	2,702,589
AF 1033 SECRETARY II	1	1	0	31,390	31,390	0
AF 4043 DRAINAGE SUPPORT COORDINATOR	1	1	0	63,820	63,820	0
AF 4320 SMALL EQUIPMENT MECHANIC	1	1	0	33,090	33,090	0
AF 5011 DISPATCHER	3	3	0	84,134	84,134	0
TOTAL PERSONNEL 5221 DR-OP-ADMINISTRATION-C	6	6	0	212,434	212,434	0
AF 1032 SECRETARY I	1	1	1	28,187	28,187	34,365
AF 2036 CIVIL ENGINEER AIDE SPEC I	5	5	5	251,460	251,460	275,276
AF 2037 CIVIL ENGINEER AIDE SPEC II	1	1	1	65,550	65,550	69,794
AF 4010 LABORER I	6	6	1	140,377	140,377	31,043
AF 4012 LABORER II	12	12	15	315,482	315,482	501,773
AF 4013 LABOR FOREMAN I	2	2	3	58,074	58,074	108,514
AF 4018 LABOR FOREMAN III	5	5	5	241,518	241,518	272,350
AF 4022 DRAINAGE TROUBLESHOOTER	2	2	2	89,383	89,383	99,699
AF 4023 DRAINAGE OPERATIONS COORDINATOR	1	1	1	73,578	73,578	67,704
AF 4039 DRAINAGE MAINT FOREMAN	4	4	4	255,192	255,192	273,496
AF 4050 DRAINAGE SUPERINTENDENT	1	1	1	92,310	92,310	93,288
AF 4102 EQUIPMENT OPERATOR II	2	2	2	61,472	61,472	74,951
AF 4103 EQUIPMENT OPERATOR III	1	1	1	32,312	32,312	39,125
AF 4104 EQUIPMENT OPERATOR IV	15	15	15	616,991	616,991	690,124
AF 4209 CEMENT MASON	2	2	2	59,397	59,397	71,087
TOTAL PERSONNEL 5222 DR-OP-DRAINAGE-C	60	60	59	2,381,283	2,381,283	2,702,589
GRAND TOTAL	66	66	59	2,593,717	2,593,717	2,702,589

* PART TIME POSITION

FUND 262 – CORRECTIONAL CENTER



**LAFAYETTE CONSOLIDATED GOVERNMENT
2024 - 2025 ADOPTED BUDGET
ANNUAL BUDGET BY FUND**

262 CORRECTIONAL CENTER FUND PRO FORMA

	Actual FY 22/23	Cur Budget FY 23/24	Actual At FY 23/24	Projected FY 23/24	Adopted FY 24/25
BEGINNING FUND BALANCE	-			-	-
ESTIMATED REVENUES:					
GENERAL PROPERTY TAXES	5,278,948	5,293,010	5,624,283	5,626,283	5,589,219
OTHER TAXES	18,041	9,343	3,670	9,343	9,343
INTERGOVERNMENTAL REVENUES	132,660	132,660	89,096	133,644	133,644
INTEREST EARNINGS	27,253	14,450	56,959	39,630	39,630
INTERNAL TRANSFERS	3,270,283	4,472,673	1,306,167	4,116,814	1,975,859
MISCELLANEOUS REVENUES	19,443	22,213	5,775	19,333	19,333
TOTAL REVENUES	8,746,628	9,944,349	7,085,950	9,945,047	7,767,028
ESTIMATED EXPENDITURES:					
EO-LEGISLATIVE/JUDICIAL/OTHER	6,136,828	8,723,279	2,582,261	8,723,977	6,848,752
LEGAL DEPARTMENT	81,621	82,234	40,272	82,234	101,857
OFFICE OF FINANCE & MANAGEMENT	7,103	6,379	2,000	6,379	4,919
PUBLIC WORKS DEPARTMENT	2,521,076	1,132,457	384,677	1,132,457	811,500
TOTAL EXPENDITURES	8,746,628	9,944,349	3,009,210	9,945,047	7,767,028
NET INCREASE (DECREASE)	-	-	4,076,740	-	-
ENDING FUND BALANCE	-			-	-

**LAFAYETTE CONSOLIDATED GOVERNMENT
2024 - 2025 ADOPTED BUDGET
ANNUAL BUDGET BY FUND
CORRECTIONAL CENTER FUND DETAILED PRO FORMA**

<u>ACCOUNT</u>	<u>ACTUAL FY 22-23</u>	<u>CUR BUDGET FY 23-24</u>	<u>ACTUAL AT 4/30/2024</u>	<u>PROJECTED FY 23-24</u>	<u>ADOPTED FY 24-25</u>	<u>ADOPTED VS CURRENT</u>
BEGINNING FUND BALANCE	0			0	0	
ESTIMATED REVENUES:						
GENERAL PROPERTY TAXES	5,278,948	5,293,010	5,624,283	5,626,283	5,589,219	5.60 %
2620999 40020-0 CORR FAC MAINT MILLAGE	5,277,879	5,289,450	5,624,283	5,624,283	5,585,659	5.60 %
2620999 40100-0 AD VALOREM TAXES-PY	1,069	3,560	0	2,000	3,560	0.00 %
OTHER TAXES	18,041	9,343	3,670	9,343	9,343	0.00 %
2620999 40450-0 INT ON AD VALOREM TAXES-CY	16,410	7,416	3,670	7,416	7,416	0.00 %
2620999 40460-0 INT ON AD VALOREM TAXES-PY	1,631	1,927	0	1,927	1,927	0.00 %
INTERGOVERNMENTAL REVENUES	132,660	132,660	89,096	133,644	133,644	0.74 %
2620999 42500-0 STATE REVENUE SHARING	132,660	132,660	89,096	133,644	133,644	0.74 %
INTEREST EARNINGS	27,253	14,450	56,959	39,630	39,630	174.26 %
2620999 47000-0 INTEREST ON INVESTMENTS	27,253	14,450	56,959	39,630	39,630	174.26 %
INTERNAL TRANSFERS	3,270,283	4,472,673	1,306,167	4,116,814	1,975,859	-55.82 %
2620999 48500-264 CONTR FROM COURTHOUSE COMPLEX	3,270,283	4,472,673	1,306,167	4,116,814	1,975,859	-55.82 %
MISCELLANEOUS REVENUES	19,443	22,213	5,775	19,333	19,333	-12.97 %
2620999 49860-0 INMATE MEDICAL CO-PAY REIMB	18,875	22,213	5,775	19,333	19,333	-12.97 %
2620999 49902-0 AUCTION PROCEEDS-ON-LINE	568	0	0	0	0	0.00 %
GRAND TOTAL REVENUES	8,746,628	9,944,349	7,085,950	9,945,047	7,767,028	-21.90 %
ESTIMATED EXPENSES:						
EO-LEGISLATIVE/JUDICIAL/OTHER	6,136,828	8,723,279	2,582,261	8,723,977	6,848,752	-21.49 %
EO-SF-ADULT CORRECTIONAL CTR	6,136,828	8,723,279	2,582,261	8,723,977	6,848,752	-21.49 %
1171 EO-SF-ADULT CORRECTION CTR-OPS	6,136,828	8,723,279	2,582,261	8,723,977	6,848,752	-21.49 %
2621171 54000-0 JAILER SERVICES	884,241	1,000,000	188,267	1,000,000	1,000,000	0.00 %
2621171 54002-0 JAILER SERV-HOSPITAL SECURITY	278,110	450,000	77,427	450,000	450,000	0.00 %
2621171 60000-0 BUILDING MAINTENANCE	426,704	350,000	125,559	350,000	350,000	0.00 %
2621171 63000-0 EQUIPMENT MAINTENANCE	57,099	50,000	20,648	50,000	65,000	30.00 %
2621171 66000-0 JANITORIAL SUPPLIES & SERVICES	139,799	95,000	77,701	95,000	105,000	10.53 %
2621171 70123-614 OTHER INSURANCE PREMIUMS-RM	162,043	283,445	208,682	283,445	214,934	-24.17 %
2621171 70200-0 POSTAGE/SHIPPING CHARGES	0	300	0	300	300	0.00 %
2621171 70400-0 PUBLICATION & RECORDATION	0	300	0	300	300	0.00 %
2621171 70500-0 TELECOMMUNICATIONS	961	1,500	473	1,500	1,500	0.00 %
2621171 70907-0 CONTRACTUAL SERVICES	54,651	200,000	25,939	200,000	200,000	0.00 %
2621171 71022-0 CONTR SERV-SAAS COSTS	0	216,320	0	216,320	232,520	7.49 %
2621171 71025-0 CONTR SERV-INMATE MEDICAL	2,986,944	3,331,011	1,481,200	3,331,011	3,331,011	0.00 %
2621171 72410-0 HYGIENE MAT-CLOTHES/BEDDING	128,794	125,000	38,931	125,000	125,000	0.00 %
2621171 72600-0 TRANSPORTATION	276	1,500	126	1,500	1,500	0.00 %
2621171 72700-0 SUPPLIES & MATERIALS	56,516	46,000	12,824	46,000	46,000	0.00 %
2621171 72760-0 SUP & MAT-KITCHEN	49,973	36,000	20,676	36,000	46,000	27.78 %
2621171 78000-0 UNINSURED LOSSES	15,581	0	0	698	0	0.00 %
2621171 80420-0 TAX DEDUCTIONS-RETIREMENT	191,081	202,402	207,259	202,402	209,492	3.50 %
2621171 89000-0 CAPITAL OUTLAY	704,055	2,334,501	96,549	2,334,501	470,195	-79.86 %
TOTAL NON-PERSONNEL COSTS	6,136,828	8,723,279	2,582,261	8,723,977	6,848,752	-21.49 %

**LAFAYETTE CONSOLIDATED GOVERNMENT
2024 - 2025 ADOPTED BUDGET
ANNUAL BUDGET BY FUND
CORRECTIONAL CENTER FUND DETAILED PRO FORMA**

ACCOUNT	ACTUAL FY 22-23	CUR BUDGET FY 23-24	ACTUAL AT 4/30/2024	PROJECTED FY 23-24	ADOPTED FY 24-25	ADOPTED VS CURRENT
LEGAL DEPARTMENT	81,621	82,234	40,272	82,234	101,857	23.86 %
LD-LEGAL DEPARTMENT	81,621	82,234	40,272	82,234	101,857	23.86 %
1400 LD-LEGAL DEPARTMENT	81,621	82,234	40,272	82,234	101,857	23.86 %
2621400 50000-0 PERSONNEL SALARIES	66,555	67,626	30,651	67,626	85,001	25.69 %
2621400 50400-0 GROUP HEALTH INSURANCE	5,812	5,476	5,476	5,476	5,476	0.00 %
2621400 50415-0 GROUP LIFE INSURANCE	281	372	180	372	372	0.00 %
2621400 50430-0 WORKERS COMP INSURANCE	358	0	0	0	0	0.00 %
2621400 50500-0 RETIREMENT/MEDICARE TAX	8,615	8,758	3,965	8,758	11,008	25.69 %
TOTAL PERSONNEL COSTS	81,621	82,232	40,272	82,232	101,857	23.87 %
2621400 70123-614 OTHER INSURANCE PREMIUMS-RM	0	2	0	2	0	-100.00 %
TOTAL NON-PERSONNEL COSTS	0	2	0	2	0	-100.00 %
OFFICE OF FINANCE & MANAGEMENT	7,103	6,379	2,000	6,379	4,919	-22.89 %
FM-GENERAL ACCOUNTS	7,103	6,379	2,000	6,379	4,919	-22.89 %
0170 FM-GENERAL ACCOUNTS	7,103	6,379	2,000	6,379	4,919	-22.89 %
2620170 57031-0 SOFTWARE MAINTENANCE-ASSESSOR	1,855	2,000	2,000	2,000	2,090	4.50 %
2620170 57081-0 AERIAL PHOTOGRAPHY-ASSESSOR	5,248	2,842	0	2,842	2,829	-0.46 %
2620170 57150-0 TAX REASSESSMENT NOTICE	0	1,537	0	1,537	0	-100.00 %
TOTAL NON-PERSONNEL COSTS	7,103	6,379	2,000	6,379	4,919	-22.89 %
PUBLIC WORKS DEPARTMENT	2,521,076	1,132,457	384,677	1,132,457	811,500	-28.34 %
PW-FACILITY MAINTENANCE	2,521,076	1,132,457	384,677	1,132,457	811,500	-28.34 %
5146 PW-FM-ADULT CORRECTIONAL CTR	2,521,076	1,132,457	384,677	1,132,457	811,500	-28.34 %
2625146 67000-0 UTILITIES	636,690	665,000	250,624	665,000	665,000	0.00 %
2625146 70907-0 CONTRACTUAL SERVICES	18,000	22,500	9,000	22,500	22,500	0.00 %
2625146 76770-0 EXT APP-SHERIFF	23,562	24,000	11,781	24,000	24,000	0.00 %
2625146 89000-0 CAPITAL OUTLAY	1,842,824	420,957	113,272	420,957	100,000	-76.24 %
TOTAL NON-PERSONNEL COSTS	2,521,076	1,132,457	384,677	1,132,457	811,500	-28.34 %
GRAND TOTAL EXPENDITURES	8,746,628	9,944,349	3,009,210	9,945,047	7,767,028	-21.90 %
NET INCREASE (DECREASE)	0	0	4,076,740	0	0	0.00 %
ENDING FUND BALANCE	0	0	0	0	0	0.00 %

**LAFAYETTE CONSOLIDATED GOVERNMENT
2024 - 2025 ADOPTED BUDGET
CAPITAL APPROPRIATION FOR CORRECTIONAL CENTER FUND**

ADOPTED
FY 24-25

SECTION ACCOUNT ACTIVITY

FUND 262 CORRECTIONAL CENTER FUND
--

1171 - EO-SF-ADULT CORRECTION CTR-OPS			
2621171	89000-0	CAPITAL OUTLAY	470,195
	262254000591171	RH CELL CONSTRUCTION	100,000
	262256000471171	WASHERS/DRYERS	31,460
	262256000511171	RPL OFFICE FURNITURE	7,694
	262256001061171	FOOD SERVICE EQUIPMENT	86,277
	262256001081171	SECURITY EQUIPMENT	64,592
	262256001091171	RPL INTAKE EQUIPMENT	4,058
	262256001201171	RPL COMPUTER EQUIPMENT	13,345
	262256001391171	RPL TOOLS/EQUIPMENT	30,984
	262256002821171	RPL CHAIRS	5,130
	262256002891171	DIGITAL DOCUMENT SOFTWARE	126,655
TOTAL SECTION 1171 EO-SF-ADULT CORRECTION CTR-OPS			470,195
TOTAL DIV EO-AC EO-SF-ADULT CORRECTIONAL CTR			470,195
TOTAL DEPT 001 EO-LEGISLATIVE/JUDICIAL/OTHER			470,195
5146 - PW-FM-ADULT CORRECTIONAL CTR			
2625146	89000-0	CAPITAL OUTLAY	100,000
	262254001155146	LPCC IMPROVEMENTS	100,000
TOTAL SECTION 5146 PW-FM-ADULT CORRECTIONAL CTR			100,000
TOTAL DIV PW-FM PW-FACILITY MAINTENANCE			100,000
TOTAL DEPT 050 PUBLIC WORKS DEPARTMENT			100,000
TOTAL FUND 262 CORRECTIONAL CENTER FUND			570,195

**LAFAYETTE CONSOLIDATED GOVERNMENT
2024 - 2025 ADOPTED BUDGET
MANNING TABLE FOR CORRECTIONAL CENTER FUND**

	PERSONNEL			CUR BUDGET	PROJECTED	ADOPTED
	<u>CUR</u>	<u>PROJ</u>	<u>ADP</u>	<u>FY 23-24</u>	<u>FY 23-24</u>	<u>FY 24-25</u>
FUND 262 - CORRECTIONAL CENTER FUND	1	1	1	67,626	67,626	85,000
LEGAL DEPARTMENT	1	1	1	67,626	67,626	85,000
LD-LEGAL DEPARTMENT	1	1	1	67,626	67,626	85,000
AU 1400 OMBUDSMAN	1	1	1	67,626	67,626	85,000
TOTAL PERSONNEL 1400 LD-LEGAL DEPARTMENT	1	1	1	67,626	67,626	85,000
GRAND TOTAL	1	1	1	67,626	67,626	85,000

* PART TIME POSITION



FUND 263 – LIBRARY



**LAFAYETTE CONSOLIDATED GOVERNMENT
2024 - 2025 ADOPTED BUDGET
ANNUAL BUDGET BY FUND**

263 LIBRARY FUND PRO FORMA

	Actual FY 22/23	Cur Budget FY 23/24	Actual At FY 23/24	Projected FY 23/24	Adopted FY 24/25
BEGINNING FUND BALANCE	30,090,789			32,047,497	16,748,791
ESTIMATED REVENUES:					
GENERAL PROPERTY TAXES	11,657,350	11,377,601	12,088,420	12,092,420	12,014,250
OTHER TAXES	40,664	20,940	7,886	19,700	20,000
INTERGOVERNMENTAL REVENUES	181,347	181,347	121,796	182,694	182,694
CHARGES FOR SERVICES	28,301	18,500	11,299	29,514	25,000
INTEREST EARNINGS	1,364,512	402,394	775,706	1,295,583	500,000
OTHER REVENUES	75,743	110,200	92,551	100,940	98,900
MISCELLANEOUS REVENUES	65,509	886,562	29,036	887,752	55,770
TOTAL REVENUES	13,413,426	12,997,544	13,126,694	14,608,603	12,896,614
ESTIMATED EXPENDITURES:					
OFFICE OF FINANCE & MANAGEMENT	11,894	20,192	8,377	20,192	76,763
OTH-LIBRARY	11,444,824	29,722,619	5,905,878	29,887,117	12,935,657
TOTAL EXPENDITURES	11,456,718	29,742,811	5,914,255	29,907,309	13,012,420
NET INCREASE (DECREASE)	1,956,708	(16,745,267)	7,212,439	(15,298,706)	(115,806)
ENDING FUND BALANCE	32,047,497			16,748,791	16,632,985

**LAFAYETTE CONSOLIDATED GOVERNMENT
2024 - 2025 ADOPTED BUDGET
ANNUAL BUDGET BY FUND
LIBRARY FUND DETAILED PRO FORMA**

<u>ACCOUNT</u>	<u>ACTUAL FY 22-23</u>	<u>CUR BUDGET FY 23-24</u>	<u>ACTUAL AT 4/30/2024</u>	<u>PROJECTED FY 23-24</u>	<u>ADOPTED FY 24-25</u>	<u>ADOPTED VS CURRENT</u>
BEGINNING FUND BALANCE	30,090,789			32,047,497	16,748,791	
ESTIMATED REVENUES:						
GENERAL PROPERTY TAXES	11,657,350	11,377,601	12,088,420	12,092,420	12,014,250	5.60 %
2630999 40022-0 LIBRARY MILLAGE	11,654,322	11,368,727	12,088,420	12,088,420	12,005,376	5.60 %
2630999 40100-0 AD VALOREM TAXES-PY	3,028	8,874	0	4,000	8,874	0.00 %
OTHER TAXES	40,664	20,940	7,886	19,700	20,000	-4.49 %
2630999 40450-0 INT ON AD VALOREM TAXES-CY	36,236	15,940	7,886	14,700	15,000	-5.90 %
2630999 40460-0 INT ON AD VALOREM TAXES-PY	4,428	5,000	0	5,000	5,000	0.00 %
INTERGOVERNMENTAL REVENUES	181,347	181,347	121,796	182,694	182,694	0.74 %
2630999 42500-0 STATE REVENUE SHARING	181,347	181,347	121,796	182,694	182,694	0.74 %
CHARGES FOR SERVICES	28,301	18,500	11,299	29,514	25,000	35.14 %
2630999 43884-0 LIBRARY FINES	28,301	18,500	11,299	29,514	25,000	35.14 %
INTEREST EARNINGS	1,364,512	402,394	775,706	1,295,583	500,000	24.26 %
2630999 47000-0 INTEREST ON INVESTMENTS	1,051,885	402,394	775,706	1,295,583	500,000	24.26 %
2630999 47050-0 FMV-ADJ TO INVESTMENT	312,627	0	0	0	0	0.00 %
OTHER REVENUES	75,743	110,200	92,551	100,940	98,900	-10.25 %
2630999 49110-0 INSURANCE PROCEEDS	18,124	23,500	7,173	15,759	15,000	-36.17 %
2630999 49630-0 OTHER-FRIENDS OF LIBRARY	28,331	27,950	27,950	27,950	27,950	0.00 %
2630999 49632-0 OTHER-LIBRARY FOUNDATION	28,350	19,750	19,750	19,750	19,750	0.00 %
2630999 49635-0 OTHER-LK & SHIRL ADAMSON FOUND	0	0	0	0	35,000	0.00 %
2630999 49650-0 OTHER-PRIVATE CONTR & DONATION	938	39,000	37,678	37,481	1,200	-96.92 %
MISCELLANEOUS REVENUES	65,509	886,562	29,036	887,752	55,770	-93.71 %
2630999 49800-0 MISCELLANEOUS REVENUES	7,338	0	2,590	2,113	0	0.00 %
2630999 49801-0 MISC REV-PY ADJUSTMENT	89	0	0	0	0	0.00 %
2630999 49810-0 CASH SHORT/OVER	10	0	9	7	0	0.00 %
2630999 49855-0 XEROX COPY REVENUES	10,811	11,700	5,243	10,770	10,770	-7.95 %
2630999 49902-0 AUCTION PROCEEDS-ON-LINE	50	0	0	0	0	0.00 %
2630999 49910-0 PRINTING REVENUES	47,211	45,000	21,194	45,000	45,000	0.00 %
2630999 49948-0 OTHER FINANCING SOURCE-LEASE	0	829,862	0	829,862	0	-100.00 %
GRAND TOTAL REVENUES	13,413,426	12,997,544	13,126,694	14,608,603	12,896,614	-0.78 %
ESTIMATED EXPENSES:						
OFFICE OF FINANCE & MANAGEMENT	11,894	20,192	8,377	20,192	76,763	280.17 %
FM-GENERAL ACCOUNTS	11,894	20,192	8,377	20,192	76,763	280.17 %
0170 FM-GENERAL ACCOUNTS	11,894	20,192	8,377	20,192	76,763	280.17 %
2630170 76474-0 EXT APP-MERS	11,894	20,192	8,377	20,192	21,763	7.78 %
TOTAL PERSONNEL COSTS	11,894	20,192	8,377	20,192	21,763	7.78 %
2630170 70903-0 ELECTION EXPENSE	0	0	0	0	55,000	100.00 %
TOTAL NON-PERSONNEL COSTS	0	0	0	0	55,000	100.00 %
OTHER BUDGETARY UNITS	11,444,824	29,722,619	5,905,878	29,887,117	12,935,657	-56.48 %
OTH-LIBRARY	11,444,824	29,722,619	5,905,878	29,887,117	12,935,657	-56.48 %
9200 OTH-LIBRARY	11,444,824	29,722,619	5,905,878	29,887,117	12,935,657	-56.48 %

**LAFAYETTE CONSOLIDATED GOVERNMENT
2024 - 2025 ADOPTED BUDGET
ANNUAL BUDGET BY FUND
LIBRARY FUND DETAILED PRO FORMA**

<u>ACCOUNT</u>			<u>ACTUAL</u>	<u>CUR BUDGET</u>	<u>ACTUAL AT</u>	<u>PROJECTED</u>	<u>ADOPTED</u>	<u>ADOPTED</u>
			<u>FY 22-23</u>	<u>FY 23-24</u>	<u>4/30/2024</u>	<u>FY 23-24</u>	<u>FY 24-25</u>	<u>VS</u>
								<u>CURRENT</u>
2639200	50000-0	PERSONNEL SALARIES	4,893,785	5,613,744	2,257,507	5,613,744	6,332,690	12.81 %
2639200	50100-0	TEMPORARY EMPLOYEES	729	1,500	344	1,500	1,500	0.00 %
2639200	50200-0	OVERTIME	2,016	5,250	1,058	5,250	5,250	0.00 %
2639200	50225-0	OVERTIME-POLICE SECURITY	77,469	160,000	66,486	160,000	160,000	0.00 %
2639200	50400-0	GROUP HEALTH INSURANCE	984,234	949,346	949,346	949,346	921,804	-2.90 %
2639200	50410-0	GROUP HEALTH INS-RETIREEES	34,875	40,688	40,688	40,688	49,279	21.11 %
2639200	50415-0	GROUP LIFE INSURANCE	19,780	31,684	12,738	31,684	35,416	11.78 %
2639200	50430-0	WORKERS COMP INSURANCE	29,890	30,356	30,356	30,356	34,198	12.66 %
2639200	50500-0	RETIREMENT/MEDICARE TAX	661,691	754,741	303,872	754,741	839,229	11.19 %
2639200	50900-0	ACCRUED SICK/ANNUAL LEAVE	119,740	0	0	0	0	0.00 %
TOTAL PERSONNEL COSTS			6,824,209	7,587,309	3,662,395	7,587,309	8,379,366	10.44 %
2639200	50600-0	TRAINING OF PERSONNEL	36,432	37,000	7,763	37,000	37,000	0.00 %
2639200	50800-0	UNIFORMS	485	1,635	39	1,635	1,635	0.00 %
2639200	50925-0	VEHICLE SUBSIDY LEASES	5,364	6,000	2,723	6,000	6,000	0.00 %
2639200	51000-0	ADMINISTRATIVE COST	432,795	432,795	0	534,233	534,233	23.44 %
2639200	57031-0	SOFTWARE MAINTENANCE-ASSESSOR	4,096	4,417	4,416	4,416	4,492	1.70 %
2639200	57081-0	AERIAL PHOTOGRAPHY-ASSESSOR	11,589	6,276	0	6,276	6,080	-3.12 %
2639200	57150-0	TAX REASSESSMENT NOTICE	0	3,395	0	3,396	0	-100.00 %
2639200	60000-0	BUILDING MAINTENANCE	88,230	154,047	93,796	154,047	156,160	1.37 %
2639200	63000-0	EQUIPMENT MAINTENANCE	83,150	5,350	385	5,350	6,500	21.50 %
2639200	65000-0	GROUNDS MAINTENANCE	79,130	110,150	23,357	110,150	140,000	27.10 %
2639200	66000-0	JANITORIAL SUPPLIES & SERVICES	314,570	316,225	126,982	316,225	324,000	2.46 %
2639200	67000-0	UTILITIES	402,496	473,090	148,687	473,090	473,090	0.00 %
2639200	69120-0	RENT	12,429	64,900	36,656	64,900	64,900	0.00 %
2639200	70000-0	DUES & LICENSES	11,113	8,587	3,403	8,587	8,325	-3.05 %
2639200	70123-0	OTHER INSURANCE PREMIUMS	2,703	2,885	0	2,885	4,050	40.38 %
2639200	70123-614	OTHER INSURANCE PREMIUMS-RM	219,080	349,281	256,915	349,281	264,612	-24.24 %
2639200	70200-0	POSTAGE/SHIPPING CHARGES	15,292	15,745	7,102	15,745	17,500	11.15 %
2639200	70300-0	PRINTING & BINDING	0	200	0	200	200	0.00 %
2639200	70315-0	PRINT & BIND-DONATIONS	13,432	30,028	7,745	30,028	12,500	-58.37 %
2639200	70320-0	PRINT & BIND-EDUC/REC/CULTURAL	382	500	0	500	500	0.00 %
2639200	70400-0	PUBLICATION & RECORDATION	143	1,500	0	1,500	1,500	0.00 %
2639200	70500-0	TELECOMMUNICATIONS	35,723	45,300	18,767	45,300	41,500	-8.39 %
2639200	70520-0	TELECOMM-DATABASE LICENSE FEES	428,055	484,875	284,593	484,875	484,875	0.00 %
2639200	70560-0	TELECOMM-WAN ERATE	21,382	48,234	12,158	48,234	48,234	0.00 %
2639200	70700-0	TOURISM	2,375	6,700	0	6,700	6,700	0.00 %
2639200	70902-0	DUPLICATING EQUIPMENT EXPENSES	13,907	15,900	5,241	15,900	18,600	16.98 %
2639200	70907-0	CONTRACTUAL SERVICES	330,489	172,625	60,333	172,625	175,000	1.38 %
2639200	70917-0	CONTR SERV-DONATIONS	3,540	28,114	0	28,114	14,750	-47.54 %
2639200	70918-0	CONTR SERV-EDUC/REC/CULTURAL	20,220	26,880	2,490	26,880	26,880	0.00 %
2639200	71022-0	CONTR SERV-SAAS COSTS	0	240,550	201,182	240,550	246,500	2.47 %
2639200	72100-0	EQUIPMENT RENTAL	2,944	4,050	1,405	4,050	4,050	0.00 %
2639200	72120-0	EQUIP RENTAL-LIBRARY MATERIALS	29,094	40,100	29,094	40,100	40,100	0.00 %
2639200	72220-0	LIBRARY MATERIALS-AUDIO/VISUAL	104,499	205,000	31,558	205,000	195,000	-4.88 %
2639200	72230-0	LIBRARY MATERIALS-BOOKS	256,784	330,000	83,883	330,000	330,000	0.00 %
2639200	72240-0	LIBRARY MATERIALS-DONATIONS	10,541	31,679	7,659	31,679	11,200	-64.65 %
2639200	72250-0	LIBRARY MATERIALS-PERIODICALS	11,710	23,500	1,527	23,500	23,500	0.00 %
2639200	72260-0	DAMAGED BOOKS-INT LIBRARY LOAN	33	300	275	300	550	83.33 %
2639200	72600-0	TRANSPORTATION	46,078	44,375	11,572	44,375	44,375	0.00 %
2639200	72700-0	SUPPLIES & MATERIALS	67,134	97,500	34,331	97,500	97,500	0.00 %
2639200	72720-0	SUP & MAT-DONATIONS	13,715	54,710	4,636	54,710	45,450	-16.93 %
2639200	72725-0	SUP & MAT-EDUC/REC/CULTURAL	86,878	104,900	26,616	104,900	104,900	0.00 %
2639200	76120-0	EXT APP-BAYOULAND OPERATIONS	200	200	200	200	200	0.00 %

**LAFAYETTE CONSOLIDATED GOVERNMENT
2024 - 2025 ADOPTED BUDGET
ANNUAL BUDGET BY FUND
LIBRARY FUND DETAILED PRO FORMA**

<u>ACCOUNT</u>	<u>ACTUAL</u> <u>FY 22-23</u>	<u>CUR BUDGET</u> <u>FY 23-24</u>	<u>ACTUAL AT</u> <u>4/30/2024</u>	<u>PROJECTED</u> <u>FY 23-24</u>	<u>ADOPTED</u> <u>FY 24-25</u>	<u>ADOPTED</u> <u>VS</u> <u>CURRENT</u>
2639200 77140-0 RESERVE-DIRECTOR'S	0	10,000	0	10,000	10,000	0.00 %
2639200 78000-0 UNINSURED LOSSES	4,524	781	0	63,841	72,948	9,240.33 %
2639200 78557-0 LEASE PRINCIPAL	45,461	0	0	0	0	0.00 %
2639200 80250-0 LEASE INTEREST	5,438	0	0	0	0	0.00 %
2639200 80420-0 TAX DEDUCTIONS-RETIREMENT	421,934	435,028	445,464	435,028	450,202	3.49 %
2639200 89000-0 CAPITAL OUTLAY	925,046	17,660,003	260,530	17,660,003	0	-100.00 %
TOTAL NON-PERSONNEL COSTS	4,620,615	22,135,310	2,243,483	22,299,808	4,556,291	-79.42 %
GRAND TOTAL EXPENDITURES	11,456,718	29,742,811	5,914,255	29,907,309	13,012,420	-56.25 %
NET INCREASE (DECREASE)	1,956,708	(16,745,267)	7,212,439	(15,298,706)	(115,806)	-99.31 %
ENDING FUND BALANCE	32,047,497			16,748,791	16,632,985	

**LAFAYETTE CONSOLIDATED GOVERNMENT
2024 - 2025 ADOPTED BUDGET
MANNING TABLE FOR LIBRARY FUND**

	PERSONNEL			CUR BUDGET FY 23-24	PROJECTED FY 23-24	ADOPTED FY 24-25
	CUR	PROJ	ADP			
FUND 263 - LIBRARY FUND	143	143	143	5,530,086	5,530,086	6,332,690
OTHER BUDGETARY UNITS	143	143	143	5,530,086	5,530,086	6,332,690
OTH-LIBRARY	143	143	143	5,530,086	5,530,086	6,332,690
AF 1002 DIRECTORS EXEC SECRETARY	1	1	1	46,404	46,404	46,630
AF 1011 CLERK II	1	1	1	29,419	29,419	35,826
AF 1040 ADMINISTRATIVE ASSISTANT	1	1	1	46,252	46,252	51,286
AF 1123 SYSTEMS SUPPORT SPEC	1	1	1	60,614	60,614	65,190
AF 1132 LIBRARY TECH SVCS SUPERVISOR	1	1	1	58,429	58,429	62,673
AF 1141 LIBRARY INFOR SVCS & TECH MGR	1	1	1	74,790	74,790	78,742
AF 1302 ACCOUNTING CLERK	1	1	1	30,233	30,233	36,119
AF 1303 ACCOUNTING SPECIALIST	1	1	1	35,409	35,409	40,963
AF 1319 BUDGET ANALYST	1	1	1	46,635	46,635	51,295
AF 1801 LIBRARY TECH ASST I	21	21	21	486,884	486,884	642,940
*AL 1801 LIBRARY TECH ASST I	4	4	4	46,028	46,028	61,853
AF 1802 LIBRARY TECH ASST II	3	3	3	85,050	85,050	103,209
AF 1803 LIBRARY TECH ASST III	9	9	9	289,403	289,403	339,123
AF 1810 LIBRARY ASSOCIATE I	41	41	41	1,399,940	1,399,940	1,649,230
*AL 1810 LIBRARY ASSOCIATE I	5	5	5	90,324	90,324	108,132
AF 1811 LIBRARY ASSOCIATE II	3	3	3	110,000	110,000	125,726
AF 1812 LIBRARY ASSOCIATE III	5	5	5	218,475	218,475	243,538
AF 1820 LIBRARIAN I	10	10	11	460,127	460,127	564,470
AF 1821 LIBRARIAN II	13	13	13	669,346	669,346	739,507
AF 1822 LIBRARIAN III	6	6	5	362,505	362,505	327,840
AF 1825 LIBRARY OPERATIONS MANAGER	1	1	1	78,499	78,499	82,368
AF 1830 LIBRARY COMM RELATIONS COORD	1	1	1	52,268	52,268	57,052
AF 1831 LIBRARY COMM RELATIONS SPEC	2	2	2	75,211	75,211	93,004
AF 1832 REGIONAL LIBRARY BRANCH MGR	3	3	3	212,839	212,839	224,946
AF 1833 REGIONAL LIBRARY MANAGER	2	2	2	137,611	137,611	145,348
AF 1834 LIBRARY ADMINISTRATOR	1	1	1	83,233	83,233	88,400
AF 4201 MAINTENANCE WORKER	1	1	1	30,742	30,742	36,961
AF 4225 MAINTENANCE SUPERVISOR	1	1	1	53,331	53,331	61,194
AF 4230 BUILDING SUPERINTENDENT	1	1	1	34,791	34,791	39,125
AU 9919 DEPARTMENT DIRECTOR	1	1	1	125,294	125,294	130,000
TOTAL PERSONNEL 9200 OTH-LIBRARY	143	143	143	5,530,086	5,530,086	6,332,690
GRAND TOTAL	143	143	143	5,530,086	5,530,086	6,332,690

* PART TIME POSITION



FUND 264 – COURTHOUSE COMPLEX



**LAFAYETTE CONSOLIDATED GOVERNMENT
2024 - 2025 ADOPTED BUDGET
ANNUAL BUDGET BY FUND**

264 COURTHOUSE COMPLEX FUND PRO FORMA

	Actual FY 22/23	Cur Budget FY 23/24	Actual At FY 23/24	Projected FY 23/24	Adopted FY 24/25
BEGINNING FUND BALANCE	13,012,413			13,587,516	4,382,482
ESTIMATED REVENUES:					
GENERAL PROPERTY TAXES	5,995,581	6,011,575	6,387,788	6,390,788	6,347,994
OTHER TAXES	20,524	10,663	4,163	10,663	10,663
INTERGOVERNMENTAL REVENUES	150,408	150,408	101,018	151,527	151,527
INTEREST EARNINGS	647,443	192,861	346,198	603,945	603,945
TOTAL REVENUES	6,813,956	6,365,507	6,839,167	7,156,923	7,114,129
ESTIMATED EXPENDITURES:					
EO-LEGISLATIVE/JUDICIAL/OTHER	243,786	332,275	125,554	332,275	528,040
OFFICE OF FINANCE & MANAGEMENT	3,378,973	4,596,185	1,357,208	4,240,326	2,112,534
PUBLIC WORKS DEPARTMENT	2,583,785	11,726,012	1,624,975	11,721,665	6,079,568
TRAFFIC, ROADS & BRIDGES DEPT	32,309	67,691	3,566	67,691	-
TOTAL EXPENDITURES	6,238,853	16,722,163	3,111,303	16,361,957	8,720,142
NET INCREASE (DECREASE)	575,103	(10,356,656)	3,727,864	(9,205,034)	(1,606,013)
ENDING FUND BALANCE	13,587,516			4,382,482	2,776,469

**LAFAYETTE CONSOLIDATED GOVERNMENT
2024 - 2025 ADOPTED BUDGET
ANNUAL BUDGET BY FUND
COURTHOUSE COMPLEX FUND DETAILED PRO FORMA**

ACCOUNT	ACTUAL FY 22-23	CUR BUDGET FY 23-24	ACTUAL AT 4/30/2024	PROJECTED FY 23-24	ADOPTED FY 24-25	ADOPTED VS CURRENT
BEGINNING FUND BALANCE	13,012,413			13,587,516	4,382,482	
ESTIMATED REVENUES:						
GENERAL PROPERTY TAXES	5,995,581	6,011,575	6,387,788	6,390,788	6,347,994	5.60 %
2640999 40024-0 COURTHOUSE MAINT MILLAGE	5,994,334	6,007,475	6,387,788	6,387,788	6,343,894	5.60 %
2640999 40100-0 AD VALOREM TAXES-PY	1,247	4,100	0	3,000	4,100	0.00 %
OTHER TAXES	20,524	10,663	4,163	10,663	10,663	0.00 %
2640999 40450-0 INT ON AD VALOREM TAXES-CY	18,637	8,423	4,163	8,423	8,423	0.00 %
2640999 40460-0 INT ON AD VALOREM TAXES-PY	1,887	2,240	0	2,240	2,240	0.00 %
INTERGOVERNMENTAL REVENUES	150,408	150,408	101,018	151,527	151,527	0.74 %
2640999 42500-0 STATE REVENUE SHARING	150,408	150,408	101,018	151,527	151,527	0.74 %
INTEREST EARNINGS	647,443	192,861	346,198	603,945	603,945	213.15 %
2640999 47000-0 INTEREST ON INVESTMENTS	500,654	192,861	346,198	603,945	603,945	213.15 %
2640999 47050-0 FMV-ADJ TO INVESTMENT	146,789	0	0	0	0	0.00 %
GRAND TOTAL REVENUES	6,813,956	6,365,507	6,839,167	7,156,923	7,114,129	11.76 %
ESTIMATED EXPENSES:						
EO-LEGISLATIVE/JUDICIAL/OTHER	243,786	332,275	125,554	332,275	528,040	58.92 %
EO-JUDICIAL-DISTRICT COURT	243,786	332,275	125,554	332,275	528,040	58.92 %
1140 EO-DC-JUDGES	27,669	115,275	17,496	115,275	289,800	151.40 %
2641140 63032-0 EQUIP MAINT-CRTHOUSE SECURITY	1,159	6,300	1,070	6,300	6,300	0.00 %
2641140 70500-0 TELECOMMUNICATIONS	26,510	28,975	16,426	28,975	33,500	15.62 %
2641140 89000-0 CAPITAL OUTLAY	0	80,000	0	80,000	250,000	212.50 %
TOTAL NON-PERSONNEL COSTS	27,669	115,275	17,496	115,275	289,800	151.40 %
1143 EO-DC-JUDGES-COURTHOUSE SECURITY	216,117	217,000	108,058	217,000	238,240	9.79 %
2641143 54030-0 COURTHOUSE SECURITY-SHERIFF	216,117	217,000	108,058	217,000	238,240	9.79 %
TOTAL NON-PERSONNEL COSTS	216,117	217,000	108,058	217,000	238,240	9.79 %
OFFICE OF FINANCE & MANAGEMENT	3,378,973	4,596,185	1,357,208	4,240,326	2,112,534	-54.04 %
FM-GENERAL ACCOUNTS	3,378,973	4,596,185	1,357,208	4,240,326	2,112,534	-54.04 %
0170 FM-GENERAL ACCOUNTS	3,378,973	4,596,185	1,357,208	4,240,326	2,112,534	-54.04 %
2640170 57031-0 SOFTWARE MAINTENANCE-ASSESSOR	2,107	2,272	2,271	2,271	2,374	4.49 %
2640170 57081-0 AERIAL PHOTOGRAPHY-ASSESSOR	5,961	3,228	0	3,228	3,213	-0.46 %
2640170 57150-0 TAX REASSESSMENT NOTICE	0	1,746	0	1,747	0	-100.00 %
2640170 74000-101 INT APP-CITY GENERAL FUND	100,622	116,266	48,659	116,266	131,088	12.75 %
2640170 74000-127 INT APP-GRANTS-STATE	0	0	111	0	0	0.00 %
2640170 74000-262 INT APP-CORRECTIONAL CENTER FD	3,270,283	4,472,673	1,306,167	4,116,814	1,975,859	-55.82 %
TOTAL NON-PERSONNEL COSTS	3,378,973	4,596,185	1,357,208	4,240,326	2,112,534	-54.04 %
PUBLIC WORKS DEPARTMENT	2,583,785	11,726,012	1,624,975	11,721,665	6,079,568	-48.15 %
PW-FACILITY MAINTENANCE	2,583,785	11,726,012	1,624,975	11,721,665	6,079,568	-48.15 %
5145 PW-FM-COURTHOUSE COMPLEX	2,583,785	11,726,012	1,624,975	11,721,665	6,079,568	-48.15 %
2645145 51000-0 ADMINISTRATIVE COST	65,005	60,000	0	55,653	60,000	0.00 %
2645145 60000-0 BUILDING MAINTENANCE	135,781	156,840	56,924	156,840	181,840	15.94 %
2645145 63000-0 EQUIPMENT MAINTENANCE	72,697	103,451	21,133	103,451	115,951	12.08 %

**LAFAYETTE CONSOLIDATED GOVERNMENT
2024 - 2025 ADOPTED BUDGET
ANNUAL BUDGET BY FUND
COURTHOUSE COMPLEX FUND DETAILED PRO FORMA**

<u>ACCOUNT</u>	<u>ACTUAL</u>	<u>CUR BUDGET</u>	<u>ACTUAL AT</u>	<u>PROJECTED</u>	<u>ADOPTED</u>	<u>ADOPTED</u>
	<u>FY 22-23</u>	<u>FY 23-24</u>	<u>4/30/2024</u>	<u>FY 23-24</u>	<u>FY 24-25</u>	<u>VS</u>
						<u>CURRENT</u>
2645145 65000-0 GROUNDS MAINTENANCE	13,464	14,375	5,745	14,375	14,375	0.00 %
2645145 66000-0 JANITORIAL SUPPLIES & SERVICES	35,755	50,150	15,399	50,150	50,150	0.00 %
2645145 66020-0 JAN SUP & SERV-CONTRACT	321,100	331,600	137,459	331,600	331,600	0.00 %
2645145 67000-0 UTILITIES	498,052	500,000	205,898	500,000	500,000	0.00 %
2645145 67010-0 UTILITIES-ADMIN BLDG	98,059	169,500	36,365	169,500	169,500	0.00 %
2645145 67030-0 UTILITIES-CLERK'S OFFICE	2,249	3,300	322	3,300	3,300	0.00 %
2645145 67040-0 UTILITIES-CLK OF CT ANNEX	6,167	8,000	1,835	8,000	8,000	0.00 %
2645145 67070-0 UTILITIES-SHERIFF'S OFFICE	42,439	49,000	15,295	49,000	49,000	0.00 %
2645145 70123-614 OTHER INSURANCE PREMIUMS-RM	155,243	276,868	203,839	276,868	209,946	-24.17 %
2645145 70500-0 TELECOMMUNICATIONS	3,580	4,500	1,972	4,500	4,500	0.00 %
2645145 70907-0 CONTRACTUAL SERVICES	34,582	42,510	17,721	42,510	42,510	0.00 %
2645145 72700-0 SUPPLIES & MATERIALS	314	1,000	129	1,000	1,000	0.00 %
2645145 80420-0 TAX DEDUCTIONS-RETIREMENT	217,020	229,878	235,393	229,878	237,896	3.49 %
2645145 89000-0 CAPITAL OUTLAY	882,278	9,725,040	669,546	9,725,040	4,100,000	-57.84 %
TOTAL NON-PERSONNEL COSTS	2,583,785	11,726,012	1,624,975	11,721,665	6,079,568	-48.15 %
TRAFFIC, ROADS AND BRIDGES DEPARTMENT	32,309	67,691	3,566	67,691	0	-100.00 %
RB-PARKING PROGRAM	32,309	67,691	3,566	67,691	0	-100.00 %
5950 RB-PARKING PROGRAM	32,309	67,691	3,566	67,691	0	-100.00 %
2645950 89000-0 CAPITAL OUTLAY	32,309	67,691	3,566	67,691	0	-100.00 %
TOTAL NON-PERSONNEL COSTS	32,309	67,691	3,566	67,691	0	-100.00 %
GRAND TOTAL EXPENDITURES	6,238,853	16,722,163	3,111,303	16,361,957	8,720,142	-47.85 %
NET INCREASE (DECREASE)	575,103	(10,356,656)	3,727,864	(9,205,034)	(1,606,013)	-84.49 %
ENDING FUND BALANCE	13,587,516			4,382,482	2,776,469	

**LAFAYETTE CONSOLIDATED GOVERNMENT
2024 - 2025 ADOPTED BUDGET
CAPITAL APPROPRIATION FOR COURTHOUSE COMPLEX FUND**

ADOPTED
FY 24-25

SECTION ACCOUNT ACTIVITY

FUND 264 COURTHOUSE COMPLEX FUND			
1140 - EO-DC-JUDGES			
2641140	89000-0	CAPITAL OUTLAY	250,000
		264254000471140 COURTROOM AUDIO-4TH FLOOR	120,000
		264256001181140 ON-LINE FINE COLLECTN SOFTWARE	100,000
		264256006901140 RPL SECURITY CAMERAS-4TH FL	30,000
TOTAL SECTION 1140 EO-DC-JUDGES			250,000
TOTAL DIV EO-DC EO-JUDICIAL-DISTRICT COURT			250,000
TOTAL DEPT 001 EO-LEGISLATIVE/JUDICIAL/OTHER			250,000
5145 - PW-FM-COURTHOUSE COMPLEX			
2645145	89000-0	CAPITAL OUTLAY	4,100,000
		264254000595145 LPCH IMPR & INMATE HOLDING	4,000,000
		264254000615145 LPCH COMPLEX IMPROVEMENTS	100,000
TOTAL SECTION 5145 PW-FM-COURTHOUSE COMPLEX			4,100,000
TOTAL DIV PW-FM PW-FACILITY MAINTENANCE			4,100,000
TOTAL DEPT 050 PUBLIC WORKS DEPARTMENT			4,100,000
TOTAL FUND 264 COURTHOUSE COMPLEX FUND			4,350,000

FUND 265 – JUVENILE DETENTION FACILITY



**LAFAYETTE CONSOLIDATED GOVERNMENT
2024 - 2025 ADOPTED BUDGET
ANNUAL BUDGET BY FUND**

265 JUVENILE DETENTION FACILITY PRO FORMA

	Actual FY 22/23	Cur Budget FY 23/24	Actual At FY 23/24	Projected FY 23/24	Adopted FY 24/25
BEGINNING FUND BALANCE	4,216,239			4,667,210	4,416,373
ESTIMATED REVENUES:					
GENERAL PROPERTY TAXES	2,985,930	2,993,817	3,181,231	3,182,031	3,161,356
OTHER TAXES	10,224	5,314	2,077	5,314	5,314
INTERGOVERNMENTAL REVENUES	42,624	42,624	28,626	42,939	42,939
INTEREST EARNINGS	203,969	60,189	124,540	198,984	198,984
OTHER REVENUES	284,825	167,196	193,257	210,000	210,000
MISCELLANEOUS REVENUES	9,340	-	23,455	83	-
TOTAL REVENUES	3,536,912	3,269,140	3,553,186	3,639,351	3,618,593
ESTIMATED EXPENDITURES:					
EO-EXECUTIVE	3,081,923	3,797,618	1,429,809	3,885,749	6,293,751
OFFICE OF FINANCE & MANAGEMENT	4,018	4,439	1,131	4,439	2,781
TOTAL EXPENDITURES	3,085,941	3,802,057	1,430,940	3,890,188	6,296,532
NET INCREASE (DECREASE)	450,971	(532,917)	2,122,246	(250,837)	(2,677,939)
ENDING FUND BALANCE	4,667,210			4,416,373	1,738,434

**LAFAYETTE CONSOLIDATED GOVERNMENT
2024 - 2025 ADOPTED BUDGET
ANNUAL BUDGET BY FUND
JUVENILE DETENTION FACILITY DETAILED PRO FORMA**

<u>ACCOUNT</u>	<u>ACTUAL FY 22-23</u>	<u>CUR BUDGET FY 23-24</u>	<u>ACTUAL AT 4/30/2024</u>	<u>PROJECTED FY 23-24</u>	<u>ADOPTED FY 24-25</u>	<u>ADOPTED VS CURRENT</u>
BEGINNING FUND BALANCE	4,216,239			4,667,210	4,416,373	
ESTIMATED REVENUES:						
GENERAL PROPERTY TAXES	2,985,930	2,993,817	3,181,231	3,182,031	3,161,356	5.60 %
2650999 40026-0 JDH MAINT MILLAGE	2,985,306	2,991,770	3,181,231	3,181,231	3,159,309	5.60 %
2650999 40100-0 AD VALOREM TAXES-PY	624	2,047	0	800	2,047	0.00 %
OTHER TAXES	10,224	5,314	2,077	5,314	5,314	0.00 %
2650999 40450-0 INT ON AD VALOREM TAXES-CY	9,282	4,195	2,077	4,195	4,195	0.00 %
2650999 40460-0 INT ON AD VALOREM TAXES-PY	942	1,119	0	1,119	1,119	0.00 %
INTERGOVERNMENTAL REVENUES	42,624	42,624	28,626	42,939	42,939	0.74 %
2650999 42500-0 STATE REVENUE SHARING	42,624	42,624	28,626	42,939	42,939	0.74 %
INTEREST EARNINGS	203,969	60,189	124,540	198,984	198,984	230.60 %
2650999 47000-0 INTEREST ON INVESTMENTS	160,414	60,189	124,540	198,984	198,984	230.60 %
2650999 47050-0 FMV-ADJ TO INVESTMENT	43,555	0	0	0	0	0.00 %
OTHER REVENUES	284,825	167,196	193,257	210,000	210,000	25.60 %
2650999 49324-0 STATE OF LA	252,347	89,651	109,991	120,000	120,000	33.85 %
2650999 49326-0 LA PARISHES	32,478	77,545	83,266	90,000	90,000	16.06 %
MISCELLANEOUS REVENUES	9,340	0	23,455	83	0	0.00 %
2650999 49800-0 MISCELLANEOUS REVENUES	8,415	0	83	83	0	0.00 %
2650999 49810-0 CASH SHORT/OVER	0	0	23,372	0	0	0.00 %
2650999 49900-0 AUCTION PROCEEDS	900	0	0	0	0	0.00 %
2650999 49902-0 AUCTION PROCEEDS-ON-LINE	25	0	0	0	0	0.00 %
GRAND TOTAL REVENUES	3,536,912	3,269,140	3,553,186	3,639,351	3,618,593	10.69 %
ESTIMATED EXPENSES:						
EO-EXECUTIVE	3,081,923	3,797,618	1,429,809	3,885,749	6,293,751	65.73 %
EO-CAO-JUVENILE DETENTION	3,081,923	3,797,618	1,429,809	3,885,749	6,293,751	65.73 %
1255 EO-CAO-JUVENILE DETENTION	2,840,737	3,556,468	1,324,799	3,644,599	6,007,707	68.92 %
2651255 50000-0 PERSONNEL SALARIES	1,072,497	1,328,724	505,661	1,328,724	1,498,271	12.76 %
2651255 50100-0 TEMPORARY EMPLOYEES	30,232	39,284	5,502	39,284	48,672	23.90 %
2651255 50200-0 OVERTIME	293,427	310,300	141,432	310,300	316,506	2.00 %
2651255 50300-0 PROMOTION COSTS	0	48,263	0	48,263	37,498	-22.30 %
2651255 50400-0 GROUP HEALTH INSURANCE	268,060	241,484	241,484	241,484	219,364	-9.16 %
2651255 50415-0 GROUP LIFE INSURANCE	4,490	7,632	2,911	7,632	8,908	16.72 %
2651255 50430-0 WORKERS COMP INSURANCE	6,903	6,880	6,880	6,880	8,081	17.46 %
2651255 50500-0 RETIREMENT/MEDICARE TAX	178,104	177,492	84,289	177,492	202,340	14.00 %
2651255 50900-0 ACCRUED SICK/ANNUAL LEAVE	696	0	0	0	0	0.00 %
TOTAL PERSONNEL COSTS	1,854,409	2,160,059	988,159	2,160,059	2,339,640	8.31 %
2651255 50600-0 TRAINING OF PERSONNEL	7,933	11,520	6,598	11,520	11,520	0.00 %
2651255 50800-0 UNIFORMS	6,206	10,184	3,139	6,184	7,184	-29.46 %
2651255 50925-0 VEHICLE SUBSIDY LEASES	5,993	6,000	66	6,000	6,000	0.00 %
2651255 51000-0 ADMINISTRATIVE COST	286,728	290,000	0	352,510	355,000	22.41 %
2651255 56080-0 MEDICAL	33,600	37,800	14,000	42,000	42,000	11.11 %
2651255 57180-0 SOFTWARE SUPPORT	4,892	0	0	0	0	0.00 %
2651255 60000-0 BUILDING MAINTENANCE	22,319	20,835	7,666	20,835	20,835	0.00 %

**LAFAYETTE CONSOLIDATED GOVERNMENT
2024 - 2025 ADOPTED BUDGET
ANNUAL BUDGET BY FUND
JUVENILE DETENTION FACILITY DETAILED PRO FORMA**

<u>ACCOUNT</u>	<u>ACTUAL</u>	<u>CUR BUDGET</u>	<u>ACTUAL AT</u>	<u>PROJECTED</u>	<u>ADOPTED</u>	<u>ADOPTED</u>	<u>VS</u>
	<u>FY 22-23</u>	<u>FY 23-24</u>	<u>4/30/2024</u>	<u>FY 23-24</u>	<u>FY 24-25</u>	<u>CURRENT</u>	
2651255 63000-0 EQUIPMENT MAINTENANCE	1,701	6,616	2,255	6,616	6,616	0.00 %	
2651255 65000-0 GROUNDS MAINTENANCE	13	0	0	0	0	0.00 %	
2651255 66000-0 JANITORIAL SUPPLIES & SERVICES	13,502	16,588	6,284	16,588	16,588	0.00 %	
2651255 67000-0 UTILITIES	43,755	40,000	15,100	40,000	40,000	0.00 %	
2651255 70000-0 DUES & LICENSES	968	1,500	128	1,500	1,500	0.00 %	
2651255 70123-614 OTHER INSURANCE PREMIUMS-RM	16,168	25,543	18,745	25,543	19,306	-24.42 %	
2651255 70200-0 POSTAGE/SHIPPING CHARGES	505	691	55	691	691	0.00 %	
2651255 70300-0 PRINTING & BINDING	78	900	410	900	900	0.00 %	
2651255 70500-0 TELECOMMUNICATIONS	21,210	24,580	9,900	24,580	24,580	0.00 %	
2651255 70902-0 DUPLICATING EQUIPMENT EXPENSES	621	647	311	647	647	0.00 %	
2651255 70907-0 CONTRACTUAL SERVICES	163,366	220,545	62,880	220,545	729,500	230.77 %	
2651255 71022-0 CONTR SERV-SAAS COSTS	0	21,702	20,038	21,702	23,050	6.21 %	
2651255 72410-0 HYGIENE MAT-CLOTHES/BEDDING	14,272	12,000	8,432	12,000	13,000	8.33 %	
2651255 72420-0 MEDICAL SUPPLIES & MATERIALS	4,661	6,144	1,108	6,144	6,144	0.00 %	
2651255 72600-0 TRANSPORTATION	3,836	4,593	1,992	4,593	4,593	0.00 %	
2651255 72700-0 SUPPLIES & MATERIALS	17,242	24,365	8,446	24,365	24,365	0.00 %	
2651255 72725-0 SUP & MAT-EDUC/REC/CULTURAL	2,793	3,000	1,397	2,800	3,000	0.00 %	
2651255 72745-0 SUP & MAT-FOOD AND SNACKS	2,687	3,580	334	3,580	3,580	0.00 %	
2651255 76295-0 EXT APP-JUVENILE ASSESSMNT CTR	0	134,792	0	134,792	134,792	0.00 %	
2651255 77140-0 RESERVE-DIRECTOR'S	0	5,000	0	5,000	5,000	0.00 %	
2651255 78000-0 UNINSURED LOSSES	1,293	9,111	0	34,732	59,202	549.79 %	
2651255 80420-0 TAX DEDUCTIONS-RETIREMENT	108,081	114,481	117,231	114,481	118,474	3.49 %	
2651255 89000-0 CAPITAL OUTLAY	201,905	343,692	30,125	343,692	1,990,000	479.01 %	
TOTAL NON-PERSONNEL COSTS	986,328	1,396,409	336,640	1,484,540	3,668,067	162.68 %	
1256 EO-CAO-JUVENILE DET-KITCHEN	241,186	241,150	105,010	241,150	286,044	18.62 %	
2651256 50000-0 PERSONNEL SALARIES	68,727	75,821	24,733	75,821	92,474	21.96 %	
2651256 50200-0 OVERTIME	7,189	7,920	3,662	7,920	8,078	1.99 %	
2651256 50400-0 GROUP HEALTH INSURANCE	23,307	21,958	21,958	21,958	21,958	0.00 %	
2651256 50415-0 GROUP LIFE INSURANCE	298	453	144	453	552	21.85 %	
2651256 50430-0 WORKERS COMP INSURANCE	402	409	409	409	500	22.25 %	
2651256 50500-0 RETIREMENT/MEDICARE TAX	10,582	9,819	3,635	9,819	10,751	9.49 %	
2651256 50900-0 ACCRUED SICK/ANNUAL LEAVE	0	0	0	0	17,161	100.00 %	
TOTAL PERSONNEL COSTS	110,505	116,380	54,541	116,380	151,474	30.15 %	
2651256 50600-0 TRAINING OF PERSONNEL	0	480	0	480	480	0.00 %	
2651256 66000-0 JANITORIAL SUPPLIES & SERVICES	2,357	3,042	191	3,042	3,042	0.00 %	
2651256 72700-0 SUPPLIES & MATERIALS	5,439	11,048	4,574	11,048	11,048	0.00 %	
2651256 72745-0 SUP & MAT-FOOD AND SNACKS	122,885	110,200	45,704	110,200	120,000	8.89 %	
TOTAL NON-PERSONNEL COSTS	130,681	124,770	50,469	124,770	134,570	7.85 %	
OFFICE OF FINANCE & MANAGEMENT	4,018	4,439	1,131	4,439	2,781	-37.35 %	
FM-GENERAL ACCOUNTS	4,018	4,439	1,131	4,439	2,781	-37.35 %	
0170 FM-GENERAL ACCOUNTS	4,018	4,439	1,131	4,439	2,781	-37.35 %	
2650170 57031-0 SOFTWARE MAINTENANCE-ASSESSOR	1,049	1,132	1,131	1,131	1,182	4.42 %	
2650170 57081-0 AERIAL PHOTOGRAPHY-ASSESSOR	2,969	1,607	0	1,607	1,599	-0.50 %	
2650170 57150-0 TAX REASSESSMENT NOTICE	0	868	0	869	0	-100.00 %	
2650170 76345-0 EXT APP-LAF PAR CRIM JUST COMM	0	832	0	832	0	-100.00 %	
TOTAL NON-PERSONNEL COSTS	4,018	4,439	1,131	4,439	2,781	-37.35 %	
GRAND TOTAL EXPENDITURES	3,085,941	3,802,057	1,430,940	3,890,188	6,296,532	65.61 %	
NET INCREASE (DECREASE)	450,971	(532,917)	2,122,246	(250,837)	(2,677,939)	402.51 %	

**LAFAYETTE CONSOLIDATED GOVERNMENT
2024 - 2025 ADOPTED BUDGET
ANNUAL BUDGET BY FUND
JUVENILE DETENTION FACILITY DETAILED PRO FORMA**

<u>ACCOUNT</u>	<u>ACTUAL</u> <u>FY 22-23</u>	<u>CUR BUDGET</u> <u>FY 23-24</u>	<u>ACTUAL AT</u> <u>4/30/2024</u>	<u>PROJECTED</u> <u>FY 23-24</u>	<u>ADOPTED</u> <u>FY 24-25</u>	<u>ADOPTED</u> <u>VS</u> <u>CURRENT</u>
ENDING FUND BALANCE	4,667,210			4,416,373	1,738,434	

**LAFAYETTE CONSOLIDATED GOVERNMENT
2024 - 2025 ADOPTED BUDGET
CAPITAL APPROPRIATION FOR JUVENILE DETENTION FACILITY**

<u>SECTION</u>	<u>ACCOUNT</u>	<u>ACTIVITY</u>	<u>ADOPTED FY 24-25</u>
FUND 265 JUVENILE DETENTION FACILITY			
<u>1255 - EO-CAO-JUVENILE DETENTION</u>			
2651255	89000-0	CAPITAL OUTLAY	1,990,000
	265254000481255	STORAGE BUILDING	11,000
	265254009001255	JDH REPAIR/IMPROVEMENTS	1,974,000
	265256000511255	RPL OFFICE FURNITURE	5,000
TOTAL SECTION 1255 EO-CAO-JUVENILE DETENTION			1,990,000
TOTAL DIV EO-JD EO-CAO-JUVENILE DETENTION			1,990,000
TOTAL DEPT 005 EO-EXECUTIVE			1,990,000
TOTAL FUND 265 JUVENILE DETENTION FACILITY			1,990,000

**LAFAYETTE CONSOLIDATED GOVERNMENT
2024 - 2025 ADOPTED BUDGET
MANNING TABLE FOR JUVENILE DETENTION FACILITY**

	<u>PERSONNEL</u>			<u>CUR BUDGET</u> <u>FY 23-24</u>	<u>PROJECTED</u> <u>FY 23-24</u>	<u>ADOPTED</u> <u>FY 24-25</u>
	<u>CUR</u>	<u>PROJ</u>	<u>ADP</u>			
FUND 265 - JUVENILE DETENTION FACILITY	37	37	37	1,396,192	1,396,192	1,590,745
EO-EXECUTIVE	37	37	37	1,396,192	1,396,192	1,590,745
EO-CAO-JUVENILE DETENTION	37	37	37	1,396,192	1,396,192	1,590,745
AF 0801 TRAINING/COMPLIANCE COORD	1	1	1	43,785	43,785	48,964
AF 1033 SECRETARY II	1	1	1	36,248	36,248	41,947
AF 1040 ADMINISTRATIVE ASSISTANT	1	1	1	46,099	46,099	51,133
AF 1406 REGISTERED NURSE	1	1	1	82,200	82,200	86,152
AF 1549 JDH OPERATIONS MANAGER	2	2	2	117,893	117,893	126,588
AF 1550 JUVENILE DTN SHIFT SUPV	4	4	4	157,738	157,738	173,496
AF 1551 JUVENILE DTN ATTD II	19	19	19	645,100	645,100	743,077
AF 1552 JUVENILE DTN ATTD I	1	1	1	32,735	32,735	39,098
AF 1553 JDH ADMINISTRATOR	1	1	1	83,316	83,316	87,205
AF 4201 MAINTENANCE WORKER	1	1	1	32,747	32,747	38,966
AF 4500 JANITOR	2	2	2	44,610	44,610	61,645
TOTAL PERSONNEL 1255 EO-CAO-JUVENILE DETENTION	34	34	34	1,322,471	1,322,471	1,498,271
AF 4520 COOK	2	2	2	53,738	53,738	67,133
* AL 4520 COOK	1	1	1	19,983	19,983	25,341
TOTAL PERSONNEL 1256 EO-CAO-JUVENILE DET-KITCHEN	3	3	3	73,721	73,721	92,474
GRAND TOTAL	37	37	37	1,396,192	1,396,192	1,590,745

* PART TIME POSITION

FUND 266 – PUBLIC HEALTH UNIT
MAINTENANCE



**LAFAYETTE CONSOLIDATED GOVERNMENT
2024 - 2025 ADOPTED BUDGET
ANNUAL BUDGET BY FUND**

266 PUBLIC HEALTH UNIT MAINTENANCE PRO FORMA

	Actual FY 22/23	Cur Budget FY 23/24	Actual At FY 23/24	Projected FY 23/24	Adopted FY 24/25
BEGINNING FUND BALANCE	2,031,574			1,909,168	1,779,598
ESTIMATED REVENUES:					
INTERGOVERNMENTAL REVENUES	226,794	226,794	152,320	228,480	228,480
INTEREST EARNINGS	98,167	30,319	58,483	93,326	93,326
INTERNAL TRANSFERS	1,211,501	1,307,176	1,307,176	1,242,483	533,906
TOTAL REVENUES	1,536,462	1,564,289	1,517,979	1,564,289	855,712
ESTIMATED EXPENDITURES:					
OTH-HEALTH UNIT	1,658,868	1,681,480	463,923	1,693,859	1,746,717
NET INCREASE (DECREASE)	(122,406)	(117,191)	1,054,056	(129,570)	(891,005)
ENDING FUND BALANCE	1,909,168			1,779,598	888,593

**LAFAYETTE CONSOLIDATED GOVERNMENT
2024 - 2025 ADOPTED BUDGET
ANNUAL BUDGET BY FUND
PUBLIC HEALTH UNIT MAINTENANCE DETAILED PRO FORMA**

<u>ACCOUNT</u>	<u>ACTUAL FY 22-23</u>	<u>CUR BUDGET FY 23-24</u>	<u>ACTUAL AT 4/30/2024</u>	<u>PROJECTED FY 23-24</u>	<u>ADOPTED FY 24-25</u>	<u>ADOPTED VS CURRENT</u>
BEGINNING FUND BALANCE	2,031,574			1,909,168	1,779,598	
ESTIMATED REVENUES:						
INTERGOVERNMENTAL REVENUES	226,794	226,794	152,320	228,480	228,480	0.74 %
2660999 42500-0 STATE REVENUE SHARING	226,794	226,794	152,320	228,480	228,480	0.74 %
INTEREST EARNINGS	98,167	30,319	58,483	93,326	93,326	207.81 %
2660999 47000-0 INTEREST ON INVESTMENTS	75,864	30,319	58,483	93,326	93,326	207.81 %
2660999 47050-0 FMV-ADJ TO INVESTMENT	22,303	0	0	0	0	0.00 %
INTERNAL TRANSFERS	1,211,501	1,307,176	1,307,176	1,242,483	533,906	-59.16 %
2660999 48500-269 CONTR FROM COMB PUBLIC HEALTH	1,211,501	1,307,176	1,307,176	1,242,483	533,906	-59.16 %
GRAND TOTAL REVENUES	1,536,462	1,564,289	1,517,979	1,564,289	855,712	-45.30 %
ESTIMATED EXPENSES:						
OTHER BUDGETARY UNITS	1,658,868	1,681,480	463,923	1,693,859	1,746,717	3.88 %
OTH-HEALTH UNIT	1,658,868	1,681,480	463,923	1,693,859	1,746,717	3.88 %
9120 OTH-HEALTH UNIT	1,658,868	1,681,480	463,923	1,693,859	1,746,717	3.88 %
2669120 50000-0 PERSONNEL SALARIES	412,937	561,044	144,080	561,044	619,721	10.46 %
2669120 50200-0 OVERTIME	34	4,845	0	4,845	4,942	2.00 %
2669120 50400-0 GROUP HEALTH INSURANCE	75,733	71,350	71,350	71,350	76,880	7.75 %
2669120 50415-0 GROUP LIFE INSURANCE	1,663	2,906	781	2,906	3,140	8.05 %
2669120 50430-0 WORKERS COMP INSURANCE	2,585	2,710	2,710	2,710	3,346	23.47 %
2669120 50500-0 RETIREMENT/MEDICARE TAX	53,054	72,653	18,588	72,653	78,308	7.78 %
TOTAL PERSONNEL COSTS	546,006	715,508	237,509	715,508	786,337	9.90 %
2669120 51000-0 ADMINISTRATIVE COST	66,218	70,000	0	82,379	85,000	21.43 %
2669120 60000-0 BUILDING MAINTENANCE	0	1,710	0	1,710	1,710	0.00 %
2669120 69120-0 RENT	337,500	337,500	168,750	337,500	337,500	0.00 %
2669120 70123-614 OTHER INSURANCE PREMIUMS-RM	18,442	31,383	23,089	31,383	23,780	-24.23 %
2669120 70907-0 CONTRACTUAL SERVICES	80,325	81,035	34,575	81,035	91,035	12.34 %
2669120 70969-0 CONTR SERV-COVID-19	0	431,355	0	431,355	0	-100.00 %
2669120 70977-0 CONTR SERV-PUBLIC HEALTH	0	0	0	0	421,355	100.00 %
2669120 76803-0 EXT APP-OCHSNER LAFA GENERAL	498,200	0	0	0	0	0.00 %
2669120 78000-0 UNINSURED LOSSES	21,724	0	0	0	0	0.00 %
2669120 89000-0 CAPITAL OUTLAY	90,453	12,989	0	12,989	0	-100.00 %
TOTAL NON-PERSONNEL COSTS	1,112,862	965,972	226,414	978,351	960,380	-0.58 %
GRAND TOTAL EXPENDITURES	1,658,868	1,681,480	463,923	1,693,859	1,746,717	3.88 %
NET INCREASE (DECREASE)	(122,406)	(117,191)	1,054,056	(129,570)	(891,005)	660.30 %
ENDING FUND BALANCE	1,909,168			1,779,598	888,593	

**LAFAYETTE CONSOLIDATED GOVERNMENT
2024 - 2025 ADOPTED BUDGET
MANNING TABLE FOR PUBLIC HEALTH UNIT MAINTENANCE**

	<u>PERSONNEL</u>			<u>CUR BUDGET</u> <u>FY 23-24</u>	<u>PROJECTED</u> <u>FY 23-24</u>	<u>ADOPTED</u> <u>FY 24-25</u>
	<u>CUR</u>	<u>PROJ</u>	<u>ADP</u>			
FUND 266 - PUBLIC HEALTH UNIT MAINTENANCE	10	10	10	570,585	570,585	619,721
OTHER BUDGETARY UNITS	10	10	10	570,585	570,585	619,721
OTH-HEALTH UNIT	10	10	10	570,585	570,585	619,721
AF 1012 CLERK III	4	4	4	127,934	127,934	161,428
AF 1406 REGISTERED NURSE	5	5	5	395,049	395,049	405,511
AF 1409 REGISTERED NURSE'S ASST	1	1	1	47,602	47,602	52,782
TOTAL PERSONNEL 9120 OTH-HEALTH UNIT	10	10	10	570,585	570,585	619,721
GRAND TOTAL	10	10	10	570,585	570,585	619,721

* PART TIME POSITION



FUND 267 – WAR MEMORIAL BUILDING



**LAFAYETTE CONSOLIDATED GOVERNMENT
2024 - 2025 ADOPTED BUDGET
ANNUAL BUDGET BY FUND**

267 WAR MEMORIAL BUILDING FUND PRO FORMA

	Actual FY 22/23	Cur Budget FY 23/24	Actual At FY 23/24	Projected FY 23/24	Adopted FY 24/25
BEGINNING FUND BALANCE	(2)			-	-
ESTIMATED REVENUES:					
INTERNAL TRANSFERS	251,608	328,330	230,735	328,330	1,144,761
ESTIMATED EXPENDITURES:					
PUBLIC WORKS DEPARTMENT	251,606	328,330	230,735	328,330	1,144,761
NET INCREASE (DECREASE)	<u>2</u>	<u>-</u>	<u>-</u>	<u>-</u>	<u>-</u>
ENDING FUND BALANCE	<u>-</u>	<u>-</u>	<u>-</u>	<u>-</u>	<u>-</u>

**LAFAYETTE CONSOLIDATED GOVERNMENT
2024 - 2025 ADOPTED BUDGET
ANNUAL BUDGET BY FUND
WAR MEMORIAL BUILDING FUND DETAILED PRO FORMA**

ACCOUNT	ACTUAL FY 22-23	CUR BUDGET FY 23-24	ACTUAL AT 4/30/2024	PROJECTED FY 23-24	ADOPTED FY 24-25	ADOPTED VS CURRENT
BEGINNING FUND BALANCE	(2)			0	0	
ESTIMATED REVENUES:						
INTERNAL TRANSFERS	251,608	328,330	230,735	328,330	1,144,761	248.66 %
2670999 48500-105 CONTR FROM PARISH GENERAL FUND	251,608	328,330	230,735	328,330	1,144,761	248.66 %
GRAND TOTAL REVENUES	251,608	328,330	230,735	328,330	1,144,761	248.66 %
ESTIMATED EXPENSES:						
PUBLIC WORKS DEPARTMENT	251,606	328,330	230,735	328,330	1,144,761	248.66 %
PW-FACILITY MAINTENANCE	251,606	328,330	230,735	328,330	1,144,761	248.66 %
5147 PW-FM-WAR MEMORIAL BUILDING	251,606	328,330	230,735	328,330	1,144,761	248.66 %
2675147 50000-0 PERSONNEL SALARIES	65,266	90,125	17,819	90,125	72,405	-19.66 %
2675147 50200-0 OVERTIME	0	450	68	450	800	77.78 %
2675147 50400-0 GROUP HEALTH INSURANCE	11,624	32,964	32,964	32,964	16,482	-50.00 %
2675147 50415-0 GROUP LIFE INSURANCE	188	269	87	269	432	60.59 %
2675147 50430-0 WORKERS COMP INSURANCE	477	486	486	486	391	-19.55 %
2675147 50500-0 RETIREMENT/MEDICARE TAX	8,443	10,409	3,749	10,409	9,396	-9.73 %
2675147 50900-0 ACCRUED SICK/ANNUAL LEAVE	0	0	98,888	0	0	0.00 %
TOTAL PERSONNEL COSTS	85,998	134,703	154,061	134,703	99,906	-25.83 %
2675147 50800-0 UNIFORMS	0	450	0	450	450	0.00 %
2675147 60000-0 BUILDING MAINTENANCE	19,273	28,600	14,378	28,600	33,600	17.48 %
2675147 63000-0 EQUIPMENT MAINTENANCE	11,151	16,023	2,762	16,023	26,023	62.41 %
2675147 65000-0 GROUNDS MAINTENANCE	260	750	0	750	750	0.00 %
2675147 66000-0 JANITORIAL SUPPLIES & SERVICES	752	4,500	1,871	4,500	6,500	44.44 %
2675147 66020-0 JAN SUP & SERV-CONTRACT	0	5,000	0	5,000	5,000	0.00 %
2675147 67000-0 UTILITIES	120,132	126,607	53,273	126,607	156,607	23.70 %
2675147 70123-614 OTHER INSURANCE PREMIUMS-RM	9,353	9	0	9	0	-100.00 %
2675147 70500-0 TELECOMMUNICATIONS	0	0	0	0	7,200	100.00 %
2675147 70907-0 CONTRACTUAL SERVICES	1,571	8,150	4,390	8,150	8,150	0.00 %
2675147 72700-0 SUPPLIES & MATERIALS	79	575	0	575	575	0.00 %
2675147 89000-0 CAPITAL OUTLAY	3,037	2,963	0	2,963	800,000	6,899.66 %
TOTAL NON-PERSONNEL COSTS	165,608	193,627	76,674	193,627	1,044,855	439.62 %
GRAND TOTAL EXPENDITURES	251,606	328,330	230,735	328,330	1,144,761	248.66 %
NET INCREASE (DECREASE)	2	0	0	0	0	0.00 %
ENDING FUND BALANCE	0			0	0	

**LAFAYETTE CONSOLIDATED GOVERNMENT
2024 - 2025 ADOPTED BUDGET
CAPITAL APPROPRIATION FOR WAR MEMORIAL BUILDING FUND**

<u>SECTION</u>	<u>ACCOUNT</u>	<u>ACTIVITY</u>	<u>ADOPTED FY 24-25</u>
FUND 267 WAR MEMORIAL BUILDING FUND			
<u>5147 - PW-FM-WAR MEMORIAL BUILDING</u>			
2675147	89000-0	CAPITAL OUTLAY	800,000
		267254000095147 WAR MEMORIAL ROOF REPLACEMENT	800,000
TOTAL SECTION 5147 PW-FM-WAR MEMORIAL BUILDING			800,000
TOTAL DIV PW-FM PW-FACILITY MAINTENANCE			800,000
TOTAL DEPT 050 PUBLIC WORKS DEPARTMENT			800,000
TOTAL FUND 267 WAR MEMORIAL BUILDING FUND			800,000

**LAFAYETTE CONSOLIDATED GOVERNMENT
2024 - 2025 ADOPTED BUDGET
MANNING TABLE FOR WAR MEMORIAL BUILDING FUND**

	<u>PERSONNEL</u>			<u>CUR BUDGET</u> <u>FY 23-24</u>	<u>PROJECTED</u> <u>FY 23-24</u>	<u>ADOPTED</u> <u>FY 24-25</u>
	<u>CUR</u>	<u>PROJ</u>	<u>ADP</u>			
FUND 267 - WAR MEMORIAL BUILDING FUND	4	4	2	90,125	90,125	72,405
PUBLIC WORKS DEPARTMENT	4	4	2	90,125	90,125	72,405
PW-FACILITY MAINTENANCE	4	4	2	90,125	90,125	72,405
AF 4230 BUILDING SUPERINTENDENT	1	1	1	42,584	42,584	41,559
AF 4500 JANITOR	1	1	1	23,733	23,733	30,846
* AL 4500 JANITOR	2	2	0	23,808	23,808	0
TOTAL PERSONNEL 5147 PW-FM-WAR MEMORIAL BUILDING	4	4	2	90,125	90,125	72,405
GRAND TOTAL	4	4	2	90,125	90,125	72,405

* PART TIME POSITION

FUND 268 – CRIMINAL COURT



**LAFAYETTE CONSOLIDATED GOVERNMENT
2024 - 2025 ADOPTED BUDGET
ANNUAL BUDGET BY FUND**

268 CRIMINAL COURT FUND PRO FORMA

	Actual FY 22/23	Cur Budget FY 23/24	Actual At FY 23/24	Projected FY 23/24	Adopted FY 24/25
BEGINNING FUND BALANCE	110,919			265,352	373,552
ESTIMATED REVENUES:					
INTERGOVERNMENTAL REVENUES	5,538	5,113	3,088	5,813	5,813
FINES AND FORFEITS	724,781	604,214	244,949	708,656	708,656
INTEREST EARNINGS	3,082	1,191	2,256	4,249	4,249
TOTAL REVENUES	733,401	610,518	250,293	718,718	718,718
ESTIMATED EXPENDITURES:					
EO-LEGISLATIVE/JUDICIAL/OTHER	578,968	610,518	373,979	610,518	620,403
NET INCREASE (DECREASE)	154,433	-	(123,686)	108,200	98,315
ENDING FUND BALANCE	265,352			373,552	471,867

**LAFAYETTE CONSOLIDATED GOVERNMENT
2024 - 2025 ADOPTED BUDGET
ANNUAL BUDGET BY FUND
CRIMINAL COURT FUND DETAILED PRO FORMA**

<u>ACCOUNT</u>	<u>ACTUAL FY 22-23</u>	<u>CUR BUDGET FY 23-24</u>	<u>ACTUAL AT 4/30/2024</u>	<u>PROJECTED FY 23-24</u>	<u>ADOPTED FY 24-25</u>	<u>ADOPTED VS CURRENT</u>
BEGINNING FUND BALANCE	110,919			265,352	373,552	
ESTIMATED REVENUES:						
INTERGOVERNMENTAL REVENUES	5,538	5,113	3,088	5,813	5,813	13.69 %
2680999 42521-0 PUBLIC SFTY REINSTATEMENT FEES	5,538	5,113	3,088	5,813	5,813	13.69 %
FINES AND FORFEITS	724,781	604,214	244,949	708,656	708,656	17.29 %
2680999 44100-0 DISTRICT COURT FINES	322,084	348,776	130,553	331,980	331,980	-4.82 %
2680999 44105-0 DISTRICT COURT-CONTEMPT FINES	125,153	125,214	59,242	137,123	137,123	9.51 %
2680999 44110-0 BOND & FEE FORFEITURE-DIST CRT	277,544	130,224	55,154	239,553	239,553	83.95 %
INTEREST EARNINGS	3,082	1,191	2,256	4,249	4,249	256.76 %
2680999 47000-0 INTEREST ON INVESTMENTS	3,082	1,191	2,256	4,249	4,249	256.76 %
GRAND TOTAL REVENUES	733,401	610,518	250,293	718,718	718,718	17.72 %
ESTIMATED EXPENSES:						
EO-LEGISLATIVE/JUDICIAL/OTHER	578,968	610,518	373,979	610,518	620,403	1.62 %
EO-JUDICIAL-DISTRICT COURT	395,057	427,224	232,172	427,224	437,109	2.31 %
1140 EO-DC-JUDGES	395,057	427,224	232,172	427,224	437,109	2.31 %
2681140 57040-0 15TH JDC ADULT DRUG	42,117	41,321	15,211	41,321	45,251	9.51 %
2681140 57050-0 15TH JDC JUVEN DRUG	42,117	41,321	15,211	41,321	45,251	9.51 %
2681140 71010-0 CONTR SERV-COURT	165,446	323,296	193,914	323,296	323,296	0.00 %
2681140 71011-0 CONTR SERV-JUDGES	123,680	0	0	0	0	0.00 %
2681140 76740-0 EXT APP-CLERK OF COURT	21,697	21,286	7,836	21,286	23,311	9.51 %
TOTAL NON-PERSONNEL COSTS	395,057	427,224	232,172	427,224	437,109	2.31 %
EO-JUDICIAL-DISTRICT ATTORNEY	183,911	183,294	141,807	183,294	183,294	0.00 %
1138 EO-DISTRICT ATTORNEY	183,911	183,294	141,807	183,294	183,294	0.00 %
2681138 70907-0 CONTRACTUAL SERVICES	183,911	183,294	141,807	183,294	183,294	0.00 %
TOTAL NON-PERSONNEL COSTS	183,911	183,294	141,807	183,294	183,294	0.00 %
GRAND TOTAL EXPENDITURES	578,968	610,518	373,979	610,518	620,403	1.62 %
NET INCREASE (DECREASE)	154,433	0	(123,686)	108,200	98,315	100.00 %
ENDING FUND BALANCE	265,352			373,552	471,867	

FUND 269 – COMBINED PUBLIC HEALTH



**LAFAYETTE CONSOLIDATED GOVERNMENT
2024 - 2025 ADOPTED BUDGET
ANNUAL BUDGET BY FUND**

269 COMBINED PUBLIC HEALTH FUND PRO FORMA

	Actual FY 22/23	Cur Budget FY 23/24	Actual At FY 23/24	Projected FY 23/24	Adopted FY 24/25
BEGINNING FUND BALANCE	1,174,588			1,726,172	1,764,445
ESTIMATED REVENUES:					
GENERAL PROPERTY TAXES	4,730,252	4,744,785	5,038,950	5,040,950	5,010,167
OTHER TAXES	17,147	10,517	3,284	10,517	10,517
INTEREST EARNINGS	67,713	18,374	34,182	56,372	56,372
TOTAL REVENUES	4,815,112	4,773,676	5,076,416	5,107,839	5,077,056
ESTIMATED EXPENDITURES:					
OFFICE OF FINANCE & MANAGEMENT	4,263,528	4,519,215	4,519,642	5,069,566	4,427,269
NET INCREASE (DECREASE)	551,584	254,461	556,774	38,273	649,787
ENDING FUND BALANCE	1,726,172			1,764,445	2,414,232

**LAFAYETTE CONSOLIDATED GOVERNMENT
2024 - 2025 ADOPTED BUDGET
ANNUAL BUDGET BY FUND
COMBINED PUBLIC HEALTH FUND DETAILED PRO FORMA**

<u>ACCOUNT</u>	<u>ACTUAL</u> <u>FY 22-23</u>	<u>CUR BUDGET</u> <u>FY 23-24</u>	<u>ACTUAL AT</u> <u>4/30/2024</u>	<u>PROJECTED</u> <u>FY 23-24</u>	<u>ADOPTED</u> <u>FY 24-25</u>	<u>ADOPTED</u> <u>VS</u> <u>CURRENT</u>
BEGINNING FUND BALANCE	1,174,588			1,726,172	1,764,445	
ESTIMATED REVENUES:						
GENERAL PROPERTY TAXES	4,730,252	4,744,785	5,038,950	5,040,950	5,010,167	5.59 %
2690999 40029-0 COMBINED PUB HEALTH MILLAGE	4,728,596	4,738,964	5,038,950	5,038,950	5,004,346	5.60 %
2690999 40100-0 AD VALOREM TAXES-PY	1,656	5,821	0	2,000	5,821	0.00 %
OTHER TAXES	17,147	10,517	3,284	10,517	10,517	0.00 %
2690999 40450-0 INT ON AD VALOREM TAXES-CY	14,701	7,583	3,284	7,583	7,583	0.00 %
2690999 40460-0 INT ON AD VALOREM TAXES-PY	2,446	2,934	0	2,934	2,934	0.00 %
INTEREST EARNINGS	67,713	18,374	34,182	56,372	56,372	206.80 %
2690999 47000-0 INTEREST ON INVESTMENTS	50,603	18,374	34,182	56,372	56,372	206.80 %
2690999 47050-0 FMV-ADJ TO INVESTMENT	17,110	0	0	0	0	0.00 %
GRAND TOTAL REVENUES	4,815,112	4,773,676	5,076,416	5,107,839	5,077,056	6.36 %
ESTIMATED EXPENSES:						
OFFICE OF FINANCE & MANAGEMENT	4,263,528	4,519,215	4,519,642	5,069,566	4,427,269	-2.03 %
FM-GENERAL ACCOUNTS	4,263,528	4,519,215	4,519,642	5,069,566	4,427,269	-2.03 %
0170 FM-GENERAL ACCOUNTS	4,263,528	4,519,215	4,519,642	5,069,566	4,427,269	-2.03 %
2690170 57031-0 SOFTWARE MAINTENANCE-ASSESSOR	1,662	1,792	1,792	1,792	1,872	4.46 %
2690170 57081-0 AERIAL PHOTOGRAPHY-ASSESSOR	4,702	2,546	0	2,546	2,534	-0.47 %
2690170 57150-0 TAX REASSESSMENT NOTICE	0	1,377	0	1,377	0	-100.00 %
2690170 70903-0 ELECTION EXPENSE	0	0	0	0	27,900	100.00 %
2690170 74000-206 INT APP-ANIMAL CARE	1,983,041	2,029,695	2,029,695	2,676,647	2,793,042	37.61 %
2690170 74000-266 INT APP-PUBLIC HEALTH UNIT	1,211,501	1,307,176	1,307,176	1,242,483	533,906	-59.16 %
2690170 74000-270 INT APP-CORONER'S FUND	0	0	0	0	238,462	100.00 %
2690170 74000-271 INT APP-MOSQUITO AB & CONTR	891,428	995,291	995,291	963,383	641,890	-35.51 %
2690170 80420-0 TAX DEDUCTIONS-RETIREMENT	171,194	181,338	185,688	181,338	187,663	3.49 %
TOTAL NON-PERSONNEL COSTS	4,263,528	4,519,215	4,519,642	5,069,566	4,427,269	-2.03 %
GRAND TOTAL EXPENDITURES	4,263,528	4,519,215	4,519,642	5,069,566	4,427,269	-2.03 %
NET INCREASE (DECREASE)	551,584	254,461	556,774	38,273	649,787	155.36 %
ENDING FUND BALANCE	1,726,172			1,764,445	2,414,232	

FUND 270 – CORONER



**LAFAYETTE CONSOLIDATED GOVERNMENT
2024 - 2025 ADOPTED BUDGET
ANNUAL BUDGET BY FUND**

270 CORONER FUND PRO FORMA

	Actual FY 22/23	Cur Budget FY 23/24	Actual At FY 23/24	Projected FY 23/24	Adopted FY 24/25
BEGINNING FUND BALANCE	1			-	-
ESTIMATED REVENUES:					
CHARGES FOR SERVICES	452,272	553,954	237,887	466,648	496,858
FINES AND FORFEITS	77,713	73,711	34,577	77,676	79,067
INTEREST EARNINGS	123	-	293	416	416
INTERNAL TRANSFERS	825,697	813,519	367,467	896,069	1,137,628
OTHER REVENUES	7,701	-	-	-	-
MISCELLANEOUS REVENUES	975	850	775	1,275	238,143
TOTAL REVENUES	1,364,481	1,442,034	640,999	1,442,084	1,952,112
ESTIMATED EXPENDITURES:					
EO-LEGISLATIVE/JUDICIAL/OTHER	1,364,482	1,442,034	632,448	1,442,084	1,952,112
NET INCREASE (DECREASE)	(1)	-	8,551	-	-
ENDING FUND BALANCE	-			-	-

**LAFAYETTE CONSOLIDATED GOVERNMENT
2024 - 2025 ADOPTED BUDGET
ANNUAL BUDGET BY FUND
CORONER FUND DETAILED PRO FORMA**

<u>ACCOUNT</u>	<u>ACTUAL FY 22-23</u>	<u>CUR BUDGET FY 23-24</u>	<u>ACTUAL AT 4/30/2024</u>	<u>PROJECTED FY 23-24</u>	<u>ADOPTED FY 24-25</u>	<u>ADOPTED VS CURRENT</u>
BEGINNING FUND BALANCE	1			0	0	
ESTIMATED REVENUES:						
CHARGES FOR SERVICES	452,272	553,954	237,887	466,648	496,858	-10.31 %
2700999 43225-0 DEATH & AUTOPSY FEES	128,068	152,480	75,000	208,730	208,730	36.89 %
2700999 43226-0 DEATH & AUTOPSY FEES-NONLCG	3,750	22,052	19,221	7,971	7,971	-63.85 %
2700999 43240-0 CORONER'S EXAMINATION CERT FEE	227,300	239,760	124,200	207,600	239,760	0.00 %
2700999 43245-0 LABORATORY FEES	15,589	17,237	5,366	12,347	12,347	-28.37 %
2700999 43250-0 CREMATION FEES	53,315	91,425	1,950	1,950	0	-100.00 %
2700999 43255-0 DEATH INVESTIGAT'N-CITY OF LAF	17,400	26,100	8,400	17,450	17,450	-33.14 %
2700999 43257-0 SUIDI FEES	6,850	4,900	3,750	10,600	10,600	116.33 %
FINES AND FORFEITS	77,713	73,711	34,577	77,676	79,067	7.27 %
2700999 44000-0 CITY COURT FINES	57,814	52,834	27,401	58,190	58,190	10.14 %
2700999 44100-0 DISTRICT COURT FINES	19,899	20,877	7,176	19,486	20,877	0.00 %
INTEREST EARNINGS	123	0	293	416	416	0.00 %
2700999 47000-0 INTEREST ON INVESTMENTS	123	0	293	416	416	0.00 %
INTERNAL TRANSFERS	825,697	813,519	367,467	896,069	1,137,628	39.84 %
2700999 48500-105 CONTR FROM PARISH GENERAL FUND	825,697	813,519	367,467	896,069	899,166	10.53 %
2700999 48500-269 CONTR FROM COMB PUBLIC HEALTH	0	0	0	0	238,462	0.00 %
OTHER REVENUES	7,701	0	0	0	0	0.00 %
2700999 49110-0 INSURANCE PROCEEDS	7,701	0	0	0	0	0.00 %
MISCELLANEOUS REVENUES	975	850	775	1,275	238,143	7,916.82 %
2700999 49377-0 OCHSNER LAFAYETTE GENERAL REV	0	0	0	0	95,934	0.00 %
2700999 49378-0 OUR LADY OF LOURDES REV	0	0	0	0	95,934	0.00 %
2700999 49379-0 CRIME VICTIMS REPARATNS BD REV	0	0	0	0	45,000	0.00 %
2700999 49855-0 XEROX COPY REVENUES	975	850	775	1,275	1,275	50.00 %
GRAND TOTAL REVENUES	1,364,481	1,442,034	640,999	1,442,084	1,952,112	35.37 %
ESTIMATED EXPENSES:						
EO-LEGISLATIVE/JUDICIAL/OTHER	1,364,482	1,442,034	632,448	1,442,084	1,952,112	35.37 %
EO-OTH-CORONER OFFICE	1,364,482	1,442,034	632,448	1,442,084	1,952,112	35.37 %
1160 EO-CORONER OFFICE	1,364,482	1,442,034	632,448	1,442,084	1,478,498	2.53 %
2701160 50000-0 PERSONNEL SALARIES	248,408	253,602	114,942	253,602	253,602	0.00 %
2701160 50100-0 TEMPORARY EMPLOYEES	12,046	12,495	5,446	13,595	13,595	8.80 %
2701160 50400-0 GROUP HEALTH INSURANCE	46,614	49,446	49,446	49,446	54,976	11.18 %
2701160 50415-0 GROUP LIFE INSURANCE	1,041	1,514	677	1,514	1,514	0.00 %
2701160 50500-0 RETIREMENT/MEDICARE TAX	31,132	31,121	14,384	31,121	33,202	6.69 %
TOTAL PERSONNEL COSTS	339,241	348,178	184,895	349,278	356,889	2.50 %
2701160 50600-0 TRAINING OF PERSONNEL	0	1,192	50	2,000	2,000	67.79 %
2701160 50800-0 UNIFORMS	687	0	0	875	875	100.00 %
2701160 50925-0 VEHICLE SUBSIDY LEASES	4,517	4,500	2,042	4,500	4,500	0.00 %
2701160 51000-0 ADMINISTRATIVE COST	41,479	41,479	0	41,479	50,000	20.54 %
2701160 52000-0 LEGAL FEES	1,013	2,000	750	2,000	2,000	0.00 %
2701160 56010-0 CREMATION FEES	32,500	91,425	12,550	91,425	31,425	-65.63 %
2701160 57100-0 CEC LAFAYETTE PARISH	279,850	220,100	92,100	220,100	280,000	27.21 %

**LAFAYETTE CONSOLIDATED GOVERNMENT
2024 - 2025 ADOPTED BUDGET
ANNUAL BUDGET BY FUND
CORONER FUND DETAILED PRO FORMA**

<u>ACCOUNT</u>	<u>ACTUAL</u> <u>FY 22-23</u>	<u>CUR BUDGET</u> <u>FY 23-24</u>	<u>ACTUAL AT</u> <u>4/30/2024</u>	<u>PROJECTED</u> <u>FY 23-24</u>	<u>ADOPTED</u> <u>FY 24-25</u>	<u>ADOPTED</u> <u>VS</u> <u>CURRENT</u>
2701160 57110-0 CEC OTHER PARISHES	229,000	239,760	96,900	239,760	239,760	0.00 %
2701160 60000-0 BUILDING MAINTENANCE	269	626	120	425	425	-32.11 %
2701160 63000-0 EQUIPMENT MAINTENANCE	2,287	3,715	199	3,715	3,715	0.00 %
2701160 65000-0 GROUNDS MAINTENANCE	2,220	2,400	480	4,800	2,500	4.17 %
2701160 66000-0 JANITORIAL SUPPLIES & SERVICES	4,097	4,246	1,641	4,246	4,246	0.00 %
2701160 67000-0 UTILITIES	7,725	8,000	3,035	8,000	8,000	0.00 %
2701160 70000-0 DUES & LICENSES	350	360	350	360	360	0.00 %
2701160 70123-0 OTHER INSURANCE PREMIUMS	26,340	29,847	27,290	27,064	27,064	-9.32 %
2701160 70123-614 OTHER INSURANCE PREMIUMS-RM	3,370	8,622	4,865	6,622	5,010	-41.89 %
2701160 70200-0 POSTAGE/SHIPPING CHARGES	1,007	850	448	850	850	0.00 %
2701160 70300-0 PRINTING & BINDING	960	1,108	1,107	1,108	1,108	0.00 %
2701160 70500-0 TELECOMMUNICATIONS	10,447	13,901	5,412	15,901	15,901	14.39 %
2701160 70800-0 TRAVEL & MEETINGS	0	2,000	581	2,000	2,000	0.00 %
2701160 70907-0 CONTRACTUAL SERVICES	17,488	21,220	12,206	18,820	18,820	-11.31 %
2701160 70934-0 CONTR SERV-LAF CITY CASES	145,349	167,758	75,951	167,758	208,730	24.42 %
2701160 70935-0 CONTR SERV-LAF PARISH CASES	103,452	126,505	64,771	126,505	126,505	0.00 %
2701160 70986-0 CONTR SERV-DEATH INVESTIGAT'N	17,400	28,059	6,950	28,059	28,059	0.00 %
2701160 72420-0 MEDICAL SUPPLIES & MATERIALS	13,668	14,626	5,758	14,626	14,626	0.00 %
2701160 72600-0 TRANSPORTATION	17,805	12,701	4,507	12,701	12,701	0.00 %
2701160 72700-0 SUPPLIES & MATERIALS	2,132	4,943	2,290	5,144	5,144	4.07 %
2701160 76720-0 EXT APP-SANE	37,800	41,913	25,200	41,913	6,985	-83.33 %
2701160 78000-0 UNINSURED LOSSES	0	0	0	50	0	0.00 %
2701160 89000-0 CAPITAL OUTLAY	22,029	0	0	0	18,300	100.00 %
TOTAL NON-PERSONNEL COSTS	1,025,241	1,093,856	447,553	1,092,806	1,121,609	2.54 %
1161 EO-CORONER OFFICE-SANE	0	0	0	0	473,614	100.00 %
2701161 50000-0 PERSONNEL SALARIES	0	0	0	0	317,928	100.00 %
2701161 50400-0 GROUP HEALTH INSURANCE	0	0	0	0	44,024	100.00 %
2701161 50415-0 GROUP LIFE INSURANCE	0	0	0	0	1,488	100.00 %
2701161 50500-0 RETIREMENT/MEDICARE TAX	0	0	0	0	41,174	100.00 %
TOTAL PERSONNEL COSTS	0	0	0	0	404,614	100.00 %
2701161 50600-0 TRAINING OF PERSONNEL	0	0	0	0	4,000	100.00 %
2701161 52000-0 LEGAL FEES	0	0	0	0	3,000	100.00 %
2701161 70123-0 OTHER INSURANCE PREMIUMS	0	0	0	0	2,000	100.00 %
2701161 72420-0 MEDICAL SUPPLIES & MATERIALS	0	0	0	0	15,630	100.00 %
2701161 72600-0 TRANSPORTATION	0	0	0	0	20,000	100.00 %
2701161 72700-0 SUPPLIES & MATERIALS	0	0	0	0	1,000	100.00 %
2701161 89000-0 CAPITAL OUTLAY	0	0	0	0	23,370	100.00 %
TOTAL NON-PERSONNEL COSTS	0	0	0	0	69,000	100.00 %
GRAND TOTAL EXPENDITURES	1,364,482	1,442,034	632,448	1,442,084	1,952,112	35.37 %
NET INCREASE (DECREASE)	(1)	0	8,551	0	0	0.00 %
ENDING FUND BALANCE	0	0	0	0	0	0.00 %

**LAFAYETTE CONSOLIDATED GOVERNMENT
2024 - 2025 ADOPTED BUDGET
CAPITAL APPROPRIATION FOR CORONER FUND**

ADOPTED
FY 24-25

SECTION ACCOUNT ACTIVITY

FUND 270 CORONER FUND

1160 - EO-CORONER OFFICE

2701160	89000-0	CAPITAL OUTLAY	18,300
----------------	----------------	-----------------------	---------------

		270254003051160 CONSULT ROOM W/CASPR	18,300
--	--	--------------------------------------	--------

TOTAL SECTION 1160 EO-CORONER OFFICE	18,300
---	---------------

1161 - EO-CORONER OFFICE-SANE

2701161	89000-0	CAPITAL OUTLAY	23,370
----------------	----------------	-----------------------	---------------

		270256001201161 COMPUTER HDWE & RELATED EQUIP	17,370
--	--	---	--------

		270256001301161 OFFICE FURNITURE & EQUIPMENT	1,000
--	--	--	-------

		270256003661161 FORENSIC CAMERA	5,000
--	--	---------------------------------	-------

TOTAL SECTION 1161 EO-CORONER OFFICE-SANE	23,370
--	---------------

TOTAL DIV EO-CR EO-OTH-CORONER OFFICE	41,670
--	---------------

TOTAL DEPT 001 EO-LEGISLATIVE/JUDICIAL/OTHER	41,670
---	---------------

TOTAL FUND 270 CORONER FUND	41,670
------------------------------------	---------------

**LAFAYETTE CONSOLIDATED GOVERNMENT
2024 - 2025 ADOPTED BUDGET
MANNING TABLE FOR CORONER FUND**

	PERSONNEL			CUR BUDGET	PROJECTED	ADOPTED
	<u>CUR</u>	<u>PROJ</u>	<u>ADP</u>	<u>FY 23-24</u>	<u>FY 23-24</u>	<u>FY 24-25</u>
FUND 270 - CORONER FUND	6	6	10	253,602	253,602	571,530
EO-LEGISLATIVE/JUDICIAL/OTHER	6	6	10	253,602	253,602	571,530
EO-OTH-CORONER OFFICE	6	6	10	253,602	253,602	571,530
AU 1011 CLERK II	1	1	1	29,667	29,667	29,667
AU 1012 CLERK III	1	1	1	32,461	32,461	32,461
AU 1040 ADMINISTRATIVE ASSISTANT	1	1	1	43,179	43,179	43,179
AE 9900 CORONER	1	1	1	38,239	38,239	38,239
AU 9983 CHIEF MEDICOLEGAL INVESTIGATOR	1	1	1	61,096	61,096	61,096
AU 9984 DEATH INVESTIGATOR	1	1	1	48,960	48,960	48,960
TOTAL PERSONNEL 1160 EO-CORONER OFFICE	6	6	6	253,602	253,602	253,602
AU 1406 REGISTERED NURSE	0	0	3	0	0	236,808
AU 9996 REGISTERED NURSE COORDINATOR	0	0	1	0	0	81,120
TOTAL PERSONNEL 1161 EO-CORONER OFFICE-SANE	0	0	4	0	0	317,928
GRAND TOTAL	6	6	10	253,602	253,602	571,530

* PART TIME POSITION



FUND 271 – MOSQUITO ABATEMENT &
CONTROL



**LAFAYETTE CONSOLIDATED GOVERNMENT
2024 - 2025 ADOPTED BUDGET
ANNUAL BUDGET BY FUND**

271 MOSQUITO ABATEMENT & CONTROL PRO FORMA

	Actual FY 22/23	Cur Budget FY 23/24	Actual At FY 23/24	Projected FY 23/24	Adopted FY 24/25
BEGINNING FUND BALANCE	868,810			855,638	847,133
ESTIMATED REVENUES:					
INTEREST EARNINGS	47,973	15,501	30,630	47,409	47,409
INTERNAL TRANSFERS	891,428	995,291	995,291	963,383	641,890
TOTAL REVENUES	939,401	1,010,792	1,025,921	1,010,792	689,299
ESTIMATED EXPENDITURES:					
EO-LEGISLATIVE/JUDICIAL/OTHER	2,664	2,664	-	2,664	3,746
PUBLIC WORKS DEPARTMENT	949,909	1,015,555	391,756	1,016,633	1,020,542
TOTAL EXPENDITURES	952,573	1,018,219	391,756	1,019,297	1,024,288
NET INCREASE (DECREASE)	(13,172)	(7,427)	634,165	(8,505)	(334,989)
ENDING FUND BALANCE	855,638			847,133	512,144

**LAFAYETTE CONSOLIDATED GOVERNMENT
2024 - 2025 ADOPTED BUDGET
ANNUAL BUDGET BY FUND
MOSQUITO ABATEMENT & CONTROL DETAILED PRO FORMA**

<u>ACCOUNT</u>	<u>ACTUAL</u> <u>FY 22-23</u>	<u>CUR BUDGET</u> <u>FY 23-24</u>	<u>ACTUAL AT</u> <u>4/30/2024</u>	<u>PROJECTED</u> <u>FY 23-24</u>	<u>ADOPTED</u> <u>FY 24-25</u>	<u>ADOPTED</u> <u>VS</u> <u>CURRENT</u>
BEGINNING FUND BALANCE	868,810			855,638	847,133	
ESTIMATED REVENUES:						
INTEREST EARNINGS	47,973	15,501	30,630	47,409	47,409	205.84 %
2710999 47000-0 INTEREST ON INVESTMENTS	37,852	15,501	30,630	47,409	47,409	205.84 %
2710999 47050-0 FMV-ADJ TO INVESTMENT	10,121	0	0	0	0	0.00 %
INTERNAL TRANSFERS	891,428	995,291	995,291	963,383	641,890	-35.51 %
2710999 48500-269 CONTR FROM COMB PUBLIC HEALTH	891,428	995,291	995,291	963,383	641,890	-35.51 %
GRAND TOTAL REVENUES	939,401	1,010,792	1,025,921	1,010,792	689,299	-31.81 %
ESTIMATED EXPENSES:						
EO-LEGISLATIVE/JUDICIAL/OTHER	2,664	2,664	0	2,664	3,746	40.62 %
EO-COUNCIL OFFICE	2,664	2,664	0	2,664	3,746	40.62 %
1100 EO-COUNCIL OFFICE ADMIN	2,664	2,664	0	2,664	3,746	40.62 %
2711100 53000-0 AUDITING FEES	2,664	2,664	0	2,664	3,746	40.62 %
TOTAL NON-PERSONNEL COSTS	2,664	2,664	0	2,664	3,746	40.62 %
PUBLIC WORKS DEPARTMENT	949,909	1,015,555	391,756	1,016,633	1,020,542	0.49 %
PW-ENVIRONMENTAL QUALITY	949,909	1,015,555	391,756	1,016,633	1,020,542	0.49 %
1240 PW-EQ-MOSQUITO CONTROL	949,909	1,015,555	391,756	1,016,633	1,020,542	0.49 %
2711240 51000-0 ADMINISTRATIVE COST	9,757	10,000	0	11,078	15,000	50.00 %
2711240 70123-614 OTHER INSURANCE PREMIUMS-RM	36	55	41	55	42	-23.64 %
2711240 70300-0 PRINTING & BINDING	0	4,000	0	4,000	4,000	0.00 %
2711240 70400-0 PUBLICATION & RECORDATION	0	500	0	500	500	0.00 %
2711240 70800-0 TRAVEL & MEETINGS	0	1,000	0	1,000	1,000	0.00 %
2711240 70907-0 CONTRACTUAL SERVICES	940,116	1,000,000	391,715	1,000,000	1,000,000	0.00 %
TOTAL NON-PERSONNEL COSTS	949,909	1,015,555	391,756	1,016,633	1,020,542	0.49 %
GRAND TOTAL EXPENDITURES	952,573	1,018,219	391,756	1,019,297	1,024,288	0.60 %
NET INCREASE (DECREASE)	(13,172)	(7,427)	634,165	(8,505)	(334,989)	4,410.42 %
ENDING FUND BALANCE	855,638			847,133	512,144	

FUND 273 – STORM WATER MANAGEMENT



**LAFAYETTE CONSOLIDATED GOVERNMENT
2024 - 2025 ADOPTED BUDGET
ANNUAL BUDGET BY FUND**

273 STORM WATER MANAGEMENT FUND PRO FORMA

	Actual FY 22/23	Cur Budget FY 23/24	Actual At FY 23/24	Projected FY 23/24	Adopted FY 24/25
BEGINNING FUND BALANCE	6,915,502			4,329,989	2,126,228
ESTIMATED REVENUES:					
GENERAL PROPERTY TAXES	2,818,052	2,824,231	3,003,011	3,003,011	2,982,388
OTHER TAXES	8,761	3,774	1,957	3,774	3,774
INTEREST EARNINGS	298,374	94,951	130,794	244,640	244,640
TOTAL REVENUES	3,125,187	2,922,956	3,135,762	3,251,425	3,230,802
ESTIMATED EXPENDITURES:					
OFFICE OF FINANCE & MANAGEMENT	2,166,311	23,598	9,445	23,598	39,889
PUBLIC WORKS DEPARTMENT	198,393	2,940,376	48,798	1,040,376	-
DRAINAGE DEPARTMENT	3,345,996	4,393,743	949,853	4,391,212	5,234,773
TOTAL EXPENDITURES	5,710,700	7,357,717	1,008,096	5,455,186	5,274,662
NET INCREASE (DECREASE)	(2,585,513)	(4,434,761)	2,127,666	(2,203,761)	(2,043,860)
ENDING FUND BALANCE	4,329,989			2,126,228	82,368

**LAFAYETTE CONSOLIDATED GOVERNMENT
2024 - 2025 ADOPTED BUDGET
ANNUAL BUDGET BY FUND
STORM WATER MANAGEMENT FUND DETAILED PRO FORMA**

ACCOUNT	ACTUAL FY 22-23	CUR BUDGET FY 23-24	ACTUAL AT 4/30/2024	PROJECTED FY 23-24	ADOPTED FY 24-25	ADOPTED VS CURRENT
BEGINNING FUND BALANCE	6,915,502			4,329,989	2,126,228	
ESTIMATED REVENUES:						
GENERAL PROPERTY TAXES	2,818,052	2,824,231	3,003,011	3,003,011	2,982,388	5.60 %
2730999 40034-0 STORM WATER MGMT MILLAGE	2,818,052	2,824,231	3,003,011	3,003,011	2,982,388	5.60 %
OTHER TAXES	8,761	3,774	1,957	3,774	3,774	0.00 %
2730999 40450-0 INT ON AD VALOREM TAXES-CY	8,761	3,774	1,957	3,774	3,774	0.00 %
INTEREST EARNINGS	298,374	94,951	130,794	244,640	244,640	157.65 %
2730999 47000-0 INTEREST ON INVESTMENTS	220,068	94,951	130,794	244,640	244,640	157.65 %
2730999 47050-0 FMV-ADJ TO INVESTMENT	78,306	0	0	0	0	0.00 %
GRAND TOTAL REVENUES	3,125,187	2,922,956	3,135,762	3,251,425	3,230,802	10.53 %
ESTIMATED EXPENSES:						
OFFICE OF FINANCE & MANAGEMENT	2,166,311	23,598	9,445	23,598	39,889	69.04 %
FM-GENERAL ACCOUNTS	2,166,311	23,598	9,445	23,598	39,889	69.04 %
0170 FM-GENERAL ACCOUNTS	2,166,311	23,598	9,445	23,598	39,889	69.04 %
2730170 76474-0 EXT APP-MERS	11,894	20,192	8,377	20,192	21,763	7.78 %
TOTAL PERSONNEL COSTS	11,894	20,192	8,377	20,192	21,763	7.78 %
2730170 57031-0 SOFTWARE MAINTENANCE-ASSESSOR	990	1,068	1,068	1,068	1,116	4.49 %
2730170 57081-0 AERIAL PHOTOGRAPHY-ASSESSOR	2,802	1,517	0	1,517	1,510	-0.46 %
2730170 57150-0 TAX REASSESSMENT NOTICE	0	821	0	821	0	-100.00 %
2730170 70903-0 ELECTION EXPENSE	0	0	0	0	15,500	100.00 %
2730170 74000-127 INT APP-GRANTS-STATE	2,150,625	0	0	0	0	0.00 %
TOTAL NON-PERSONNEL COSTS	2,154,417	3,406	1,068	3,406	18,126	432.18 %
PUBLIC WORKS DEPARTMENT	198,393	2,940,376	48,798	1,040,376	0	-100.00 %
PW-CAPITAL IMPROVEMENTS-PROJ	198,393	2,940,376	48,798	1,040,376	0	-100.00 %
5130 PW-CIP-PROJECTS	198,393	2,940,376	48,798	1,040,376	0	-100.00 %
2735130 89000-0 CAPITAL OUTLAY	198,393	2,940,376	48,798	1,040,376	0	-100.00 %
TOTAL NON-PERSONNEL COSTS	198,393	2,940,376	48,798	1,040,376	0	-100.00 %
DRAINAGE DEPARTMENT	3,345,996	4,393,743	949,853	4,391,212	5,234,773	19.14 %
DR-DIRECTOR'S OFFICE	326,023	317,874	155,732	331,817	328,086	3.21 %
5101 DR-DIRECTOR'S OFFICE	326,023	317,874	155,732	331,817	328,086	3.21 %
2735101 50000-0 PERSONNEL SALARIES	222,289	225,868	102,372	225,868	235,935	4.46 %
2735101 50400-0 GROUP HEALTH INSURANCE	23,307	21,958	21,958	21,958	21,958	0.00 %
2735101 50415-0 GROUP LIFE INSURANCE	823	943	528	943	1,003	6.36 %
2735101 50430-0 WORKERS COMP INSURANCE	1,195	1,220	1,220	1,220	1,274	4.43 %
2735101 50500-0 RETIREMENT/MEDICARE TAX	51,841	52,689	23,876	52,689	52,040	-1.23 %
TOTAL PERSONNEL COSTS	299,455	302,678	149,954	302,678	312,210	3.15 %
2735101 50925-0 VEHICLE SUBSIDY LEASES	6,023	6,000	2,723	6,000	6,000	0.00 %
2735101 70123-614 OTHER INSURANCE PREMIUMS-RM	8,842	4,196	3,055	4,196	3,141	-25.14 %
2735101 77140-0 RESERVE-DIRECTOR'S	0	5,000	0	5,000	5,000	0.00 %
2735101 78000-0 UNINSURED LOSSES	11,703	0	0	13,943	1,735	100.00 %

**LAFAYETTE CONSOLIDATED GOVERNMENT
2024 - 2025 ADOPTED BUDGET
ANNUAL BUDGET BY FUND
STORM WATER MANAGEMENT FUND DETAILED PRO FORMA**

<u>ACCOUNT</u>	<u>ACTUAL</u> <u>FY 22-23</u>	<u>CUR BUDGET</u> <u>FY 23-24</u>	<u>ACTUAL AT</u> <u>4/30/2024</u>	<u>PROJECTED</u> <u>FY 23-24</u>	<u>ADOPTED</u> <u>FY 24-25</u>	<u>ADOPTED</u> <u>VS</u> <u>CURRENT</u>
TOTAL NON-PERSONNEL COSTS	26,568	15,196	5,778	29,139	15,876	4.47 %
DR-OPERATIONS DIVISION	3,019,973	4,075,869	794,121	4,059,395	4,906,687	20.38 %
5122 DR-OP-DRAINAGE	2,048,180	2,851,678	275,701	2,835,204	2,812,687	-1.37 %
2735122 50100-0 TEMPORARY EMPLOYEES	34,959	40,000	3,693	40,000	40,000	0.00 %
2735122 50500-0 RETIREMENT/MEDICARE TAX	3,278	1,535	283	1,535	3,060	99.35 %
TOTAL PERSONNEL COSTS	38,237	41,535	3,976	41,535	43,060	3.67 %
2735122 62500-0 DRAINAGE MAINT PROJ SUMMARY	1,031,629	636,814	120,968	636,814	0	-100.00 %
2735122 70907-0 CONTRACTUAL SERVICES	874,631	1,075,085	34,299	1,075,085	1,544,096	43.63 %
2735122 78000-0 UNINSURED LOSSES	0	16,474	0	0	73,691	347.32 %
2735122 80420-0 TAX DEDUCTIONS-RETIREMENT	102,025	108,070	110,663	108,070	111,840	3.49 %
2735122 89000-0 CAPITAL OUTLAY	1,658	973,700	5,795	973,700	1,040,000	6.81 %
TOTAL NON-PERSONNEL COSTS	2,009,943	2,810,143	271,725	2,793,669	2,769,627	-1.44 %
5222 DR-OP-DRAINAGE-C	373,072	470,535	225,336	470,535	1,436,321	205.25 %
2735222 50000-0 PERSONNEL SALARIES	206,545	295,362	118,502	295,362	285,022	-3.50 %
2735222 50200-0 OVERTIME	9,480	46,000	6,740	46,000	46,920	2.00 %
2735222 50400-0 GROUP HEALTH INSURANCE	116,712	76,880	76,880	76,880	49,338	-35.82 %
2735222 50415-0 GROUP LIFE INSURANCE	850	1,764	656	1,764	1,702	-3.51 %
2735222 50430-0 WORKERS COMP INSURANCE	1,909	1,596	1,596	1,596	1,540	-3.51 %
2735222 50500-0 RETIREMENT/MEDICARE TAX	37,576	48,933	20,962	48,933	51,799	5.86 %
TOTAL PERSONNEL COSTS	373,072	470,535	225,336	470,535	436,321	-7.27 %
2735222 89000-0 CAPITAL OUTLAY	0	0	0	0	1,000,000	100.00 %
TOTAL NON-PERSONNEL COSTS	0	0	0	0	1,000,000	100.00 %
5223 DR-OP-ENGINEERING-C	598,721	753,656	293,084	753,656	657,679	-12.73 %
2735223 50000-0 PERSONNEL SALARIES	378,258	474,370	178,398	474,370	459,708	-3.09 %
2735223 50400-0 GROUP HEALTH INSURANCE	75,851	71,458	71,458	71,458	60,452	-15.40 %
2735223 50415-0 GROUP LIFE INSURANCE	1,553	2,520	1,016	2,520	2,386	-5.32 %
2735223 50430-0 WORKERS COMP INSURANCE	2,515	2,560	2,560	2,560	2,483	-3.01 %
2735223 50500-0 RETIREMENT/MEDICARE TAX	66,616	79,651	31,274	79,651	77,804	-2.32 %
2735223 50900-0 ACCRUED SICK/ANNUAL LEAVE	0	0	0	0	13,269	100.00 %
TOTAL PERSONNEL COSTS	524,793	630,559	284,706	630,559	616,102	-2.29 %
2735223 50600-0 TRAINING OF PERSONNEL	0	100	0	100	100	0.00 %
2735223 50800-0 UNIFORMS	448	400	0	400	400	0.00 %
2735223 63000-0 EQUIPMENT MAINTENANCE	10,651	4,000	0	4,000	4,000	0.00 %
2735223 70000-0 DUES & LICENSES	255	500	416	500	500	0.00 %
2735223 70200-0 POSTAGE/SHIPPING CHARGES	6	50	0	50	50	0.00 %
2735223 71022-0 CONTR SERV-SAAS COSTS	7,200	13,000	4,170	13,000	14,000	7.69 %
2735223 72600-0 TRANSPORTATION	8,466	18,027	3,446	18,027	18,027	0.00 %
2735223 72700-0 SUPPLIES & MATERIALS	3,793	4,020	346	4,020	4,500	11.94 %
2735223 89000-0 CAPITAL OUTLAY	43,109	83,000	0	83,000	0	-100.00 %
TOTAL NON-PERSONNEL COSTS	73,928	123,097	8,378	123,097	41,577	-66.22 %
GRAND TOTAL EXPENDITURES	5,710,700	7,357,717	1,008,096	5,455,186	5,274,662	-28.31 %
NET INCREASE (DECREASE)	(2,585,513)	(4,434,761)	2,127,666	(2,203,761)	(2,043,860)	-53.91 %
ENDING FUND BALANCE	4,329,989			2,126,228	82,368	

**LAFAYETTE CONSOLIDATED GOVERNMENT
2024 - 2025 ADOPTED BUDGET
CAPITAL APPROPRIATION FOR STORM WATER MANAGEMENT FUND**

ADOPTED
FY 24-25

SECTION ACCOUNT ACTIVITY

FUND 273 STORM WATER MANAGEMENT FUND

5122 - DR-OP-DRAINAGE

2735122	89000-0	CAPITAL OUTLAY	1,040,000
		273252009095122 ROADSIDE EXCAV/CHANNEL CLR PAR	1,040,000

TOTAL SECTION 5122 DR-OP-DRAINAGE **1,040,000**

5222 - DR-OP-DRAINAGE-C

2735222	89000-0	CAPITAL OUTLAY	1,000,000
		273252009035222 COULEE MAINT - UNIMPR COULEE	1,000,000

TOTAL SECTION 5222 DR-OP-DRAINAGE-C **1,000,000**

TOTAL DIV DR-OD DR-OPERATIONS DIVISION **2,040,000**

TOTAL DEPT 051 DRAINAGE DEPARTMENT **2,040,000**

TOTAL FUND 273 STORM WATER MANAGEMENT FUND **2,040,000**

**LAFAYETTE CONSOLIDATED GOVERNMENT
2024 - 2025 ADOPTED BUDGET
MANNING TABLE FOR STORM WATER MANAGEMENT FUND**

	PERSONNEL			CUR BUDGET FY 23-24	PROJECTED FY 23-24	ADOPTED FY 24-25
	CUR	PROJ	ADP			
FUND 273 - STORM WATER MANAGEMENT FUND	21	21	18	995,589	995,589	980,665
DRAINAGE DEPARTMENT	21	21	18	995,589	995,589	980,665
DR-DIRECTOR'S OFFICE	3	3	3	225,868	225,868	235,935
AF 1002 DIRECTORS EXEC SECRETARY	1	1	1	47,024	47,024	52,058
AF 1040 ADMINISTRATIVE ASSISTANT	1	1	1	48,627	48,627	53,660
AU 9013 DEPARTMENT DIRECTOR	1	1	1	130,217	130,217	130,217
TOTAL PERSONNEL 5101 DR-DIRECTOR'S OFFICE	3	3	3	225,868	225,868	235,935
DR-OPERATIONS DIVISION	18	18	15	769,721	769,721	744,730
AF 1012 CLERK III	1	1	1	33,094	33,094	38,793
AF 4012 LABORER II	3	3	3	77,852	77,852	97,380
AF 4102 EQUIPMENT OPERATOR II	6	6	4	184,404	184,404	148,849
TOTAL PERSONNEL 5222 DR-OP-DRAINAGE-C	10	10	8	295,350	295,350	285,022
AF 2035 CIVIL ENGINEER III	1	1	1	104,252	104,252	107,912
AF 2036 CIVIL ENGINEER AIDE SPEC I	3	3	3	154,364	154,364	168,654
AF 2037 CIVIL ENGINEER AIDE SPEC II	2	2	2	134,940	134,940	139,078
AF 2039 CIVIL ENGINEERING AIDE II	1	1	0	37,808	37,808	0
AF 2040 CIVIL ENGINEERING AIDE III	1	1	1	43,007	43,007	44,064
TOTAL PERSONNEL 5223 DR-OP-ENGINEERING-C	8	8	7	474,371	474,371	459,708
GRAND TOTAL	21	21	18	995,589	995,589	980,665

* PART TIME POSITION



FUND 274 – CULTURAL ECONOMY
FUND



**LAFAYETTE CONSOLIDATED GOVERNMENT
2024 - 2025 ADOPTED BUDGET
ANNUAL BUDGET BY FUND**

274 CULTURAL ECONOMY FUND PRO FORMA

	Actual FY 22/23	Cur Budget FY 23/24	Actual At FY 23/24	Projected FY 23/24	Adopted FY 24/25
BEGINNING FUND BALANCE	615,309			548,988	21,143
ESTIMATED REVENUES:					
INTEREST EARNINGS	24,698	7,524	6,088	18,074	18,074
ESTIMATED EXPENDITURES:					
EO-EXECUTIVE	81,986	519,138	318,257	519,138	34,892
PARKS ARTS RECREATION CULTURE	9,033	26,781	9,234	26,781	-
TOTAL EXPENDITURES	91,019	545,919	327,491	545,919	34,892
NET INCREASE (DECREASE)	(66,321)	(538,395)	(321,403)	(527,845)	(16,818)
ENDING FUND BALANCE	548,988			21,143	4,325

**LAFAYETTE CONSOLIDATED GOVERNMENT
2024 - 2025 ADOPTED BUDGET
ANNUAL BUDGET BY FUND
CULTURAL ECONOMY FUND DETAILED PRO FORMA**

<u>ACCOUNT</u>	<u>ACTUAL FY 22-23</u>	<u>CUR BUDGET FY 23-24</u>	<u>ACTUAL AT 4/30/2024</u>	<u>PROJECTED FY 23-24</u>	<u>ADOPTED FY 24-25</u>	<u>ADOPTED VS CURRENT</u>
BEGINNING FUND BALANCE	615,309			548,988	21,143	
ESTIMATED REVENUES:						
INTEREST EARNINGS	24,698	7,524	6,088	18,074	18,074	140.22 %
2740999 47000-0 INTEREST ON INVESTMENTS	17,894	7,524	6,088	18,074	18,074	140.22 %
2740999 47050-0 FMV-ADJ TO INVESTMENT	6,804	0	0	0	0	0.00 %
GRAND TOTAL REVENUES	24,698	7,524	6,088	18,074	18,074	140.22 %
ESTIMATED EXPENSES:						
EO-EXECUTIVE	81,986	519,138	318,257	519,138	34,892	-93.28 %
EO-MAYOR-PRESIDENT'S OFFICE	81,986	519,138	318,257	519,138	34,892	-93.28 %
1202 EO-PO-CULTURAL ECONOMY	81,986	519,138	318,257	519,138	34,892	-93.28 %
2741202 70200-0 POSTAGE/SHIPPING CHARGES	158	2,160	0	2,160	2,160	0.00 %
2741202 70300-0 PRINTING & BINDING	314	3,240	0	3,240	3,240	0.00 %
2741202 70500-0 TELECOMMUNICATIONS	4,544	6,000	2,491	6,000	6,000	0.00 %
2741202 70700-0 TOURISM	30,175	11,565	270	11,565	11,565	0.00 %
2741202 70907-0 CONTRACTUAL SERVICES	31,775	5,645	0	5,645	5,645	0.00 %
2741202 72700-0 SUPPLIES & MATERIALS	20	6,282	0	6,282	6,282	0.00 %
2741202 89000-0 CAPITAL OUTLAY	15,000	484,246	315,496	484,246	0	-100.00 %
TOTAL NON-PERSONNEL COSTS	81,986	519,138	318,257	519,138	34,892	-93.28 %
PARKS ARTS RECREATION CULTURE	9,033	26,781	9,234	26,781	0	-100.00 %
PR-OPERATIONS & MAINTENANCE	9,033	26,781	9,234	26,781	0	-100.00 %
6120 PR-OPERATIONS & MAINTENANCE	9,033	26,781	9,234	26,781	0	-100.00 %
2746120 89000-0 CAPITAL OUTLAY	9,033	26,781	9,234	26,781	0	-100.00 %
TOTAL NON-PERSONNEL COSTS	9,033	26,781	9,234	26,781	0	-100.00 %
GRAND TOTAL EXPENDITURES	91,019	545,919	327,491	545,919	34,892	-93.61 %
NET INCREASE (DECREASE)	(66,321)	(538,395)	(321,403)	(527,845)	(16,818)	-96.88 %
ENDING FUND BALANCE	548,988			21,143	4,325	

FUND 276 – PARISHWIDE PARKS &
RECREATION PROJECTS



**LAFAYETTE CONSOLIDATED GOVERNMENT
2024 - 2025 ADOPTED BUDGET
ANNUAL BUDGET BY FUND**

276 PARISHWIDE PARKS & REC PROJ FD PRO FORMA

	Actual FY 22/23	Cur Budget FY 23/24	Actual At FY 23/24	Projected FY 23/24	Adopted FY 24/25
BEGINNING FUND BALANCE	576,369			597,016	68,838
ESTIMATED REVENUES:					
INTEREST EARNINGS	24,073	7,261	12,917	22,365	22,365
ESTIMATED EXPENDITURES:					
PARKS ARTS RECREATION CULTURE	3,426	550,543	5,795	550,543	20,133
NET INCREASE (DECREASE)	<u>20,647</u>	<u>(543,282)</u>	<u>7,122</u>	<u>(528,178)</u>	<u>2,232</u>
ENDING FUND BALANCE	<u><u>597,016</u></u>			<u><u>68,838</u></u>	<u><u>71,070</u></u>

**LAFAYETTE CONSOLIDATED GOVERNMENT
2024 - 2025 ADOPTED BUDGET
ANNUAL BUDGET BY FUND
PARISHWIDE PARKS & REC PROJ FD DETAILED PRO FORMA**

<u>ACCOUNT</u>	<u>ACTUAL</u> <u>FY 22-23</u>	<u>CUR BUDGET</u> <u>FY 23-24</u>	<u>ACTUAL AT</u> <u>4/30/2024</u>	<u>PROJECTED</u> <u>FY 23-24</u>	<u>ADOPTED</u> <u>FY 24-25</u>	<u>ADOPTED</u> <u>VS</u> <u>CURRENT</u>
BEGINNING FUND BALANCE	576,369			597,016	68,838	
ESTIMATED REVENUES:						
INTEREST EARNINGS	24,073	7,261	12,917	22,365	22,365	208.02 %
2760999 47000-0 INTEREST ON INVESTMENTS	18,027	7,261	12,917	22,365	22,365	208.02 %
2760999 47050-0 FMV-ADJ TO INVESTMENT	6,046	0	0	0	0	0.00 %
GRAND TOTAL REVENUES	24,073	7,261	12,917	22,365	22,365	208.02 %
ESTIMATED EXPENSES:						
PARKS ARTS RECREATION CULTURE	3,426	550,543	5,795	550,543	20,133	-96.34 %
PR-OPERATIONS & MAINTENANCE	3,426	550,543	5,795	550,543	20,133	-96.34 %
6120 PR-OPERATIONS & MAINTENANCE	3,426	550,543	5,795	550,543	20,133	-96.34 %
2766120 67000-0 UTILITIES	2,902	17,972	4,509	17,972	17,972	0.00 %
2766120 70907-0 CONTRACTUAL SERVICES	524	2,161	786	2,161	2,161	0.00 %
2766120 89000-0 CAPITAL OUTLAY	0	530,410	500	530,410	0	-100.00 %
TOTAL NON-PERSONNEL COSTS	3,426	550,543	5,795	550,543	20,133	-96.34 %
GRAND TOTAL EXPENDITURES	3,426	550,543	5,795	550,543	20,133	-96.34 %
NET INCREASE (DECREASE)	20,647	(543,282)	7,122	(528,178)	2,232	-100.41 %
ENDING FUND BALANCE	597,016			68,838	71,070	

FUND 278 – POLICE & FIRE RESILIENCY
FUND



**LAFAYETTE CONSOLIDATED GOVERNMENT
2024 - 2025 ADOPTED BUDGET
ANNUAL BUDGET BY FUND**

278 POLICE & FIRE RESILIENCY FUND PRO FORMA

	Actual FY 22/23	Cur Budget FY 23/24	Actual At FY 23/24	Projected FY 23/24	Adopted FY 24/25
BEGINNING FUND BALANCE	9,030,533			5,008,363	1,824,044
ESTIMATED REVENUES:					
INTEREST EARNINGS	377,427	114,510	204,804	352,222	352,222
ESTIMATED EXPENDITURES:					
OFFICE OF FINANCE & MANAGEMENT	4,399,597	3,536,541	-	3,536,541	2,176,266
NET INCREASE (DECREASE)	<u>(4,022,170)</u>	<u>(3,422,031)</u>	<u>204,804</u>	<u>(3,184,319)</u>	<u>(1,824,044)</u>
ENDING FUND BALANCE	<u><u>5,008,363</u></u>			<u><u>1,824,044</u></u>	<u><u>-</u></u>

**LAFAYETTE CONSOLIDATED GOVERNMENT
2024 - 2025 ADOPTED BUDGET
ANNUAL BUDGET BY FUND
POLICE & FIRE RESILIENCY FUND DETAILED PRO FORMA**

<u>ACCOUNT</u>	<u>ACTUAL FY 22-23</u>	<u>CUR BUDGET FY 23-24</u>	<u>ACTUAL AT 4/30/2024</u>	<u>PROJECTED FY 23-24</u>	<u>ADOPTED FY 24-25</u>	<u>ADOPTED VS CURRENT</u>
BEGINNING FUND BALANCE	9,030,533			5,008,363	1,824,044	
ESTIMATED REVENUES:						
INTEREST EARNINGS	377,427	114,510	204,804	352,222	352,222	207.59 %
2780999 47000-0 INTEREST ON INVESTMENTS	282,918	114,510	204,804	352,222	352,222	207.59 %
2780999 47050-0 FMV-ADJ TO INVESTMENT	94,509	0	0	0	0	0.00 %
GRAND TOTAL REVENUES	377,427	114,510	204,804	352,222	352,222	207.59 %
ESTIMATED EXPENSES:						
OFFICE OF FINANCE & MANAGEMENT	4,399,597	3,536,541	0	3,536,541	2,176,266	-38.46 %
FM-GENERAL ACCOUNTS	4,399,597	3,536,541	0	3,536,541	2,176,266	-38.46 %
0170 FM-GENERAL ACCOUNTS	4,399,597	3,536,541	0	3,536,541	2,176,266	-38.46 %
2780170 74000-101 INT APP-CITY GENERAL FUND	4,399,597	3,536,541	0	3,536,541	2,176,266	-38.46 %
TOTAL NON-PERSONNEL COSTS	4,399,597	3,536,541	0	3,536,541	2,176,266	-38.46 %
GRAND TOTAL EXPENDITURES	4,399,597	3,536,541	0	3,536,541	2,176,266	-38.46 %
NET INCREASE (DECREASE)	(4,022,170)	(3,422,031)	204,804	(3,184,319)	(1,824,044)	-46.70 %
ENDING FUND BALANCE	5,008,363			1,824,044	0	

FUND 279 – PARISHWIDE FIRE PROTECTION



**LAFAYETTE CONSOLIDATED GOVERNMENT
2024 - 2025 ADOPTED BUDGET
ANNUAL BUDGET BY FUND**

279 PARISHWIDE FIRE PROTECTION PRO FORMA

	Actual FY 22/23	Cur Budget FY 23/24	Actual At FY 23/24	Projected FY 23/24	Adopted FY 24/25
BEGINNING FUND BALANCE	78,911			237,664	199,747
ESTIMATED REVENUES:					
GENERAL PROPERTY TAXES	967,213	969,334	1,030,694	1,030,694	1,023,617
OTHER TAXES	3,007	470	672	470	470
INTEREST EARNINGS	9,081	1,456	9,549	12,655	12,655
INTERNAL TRANSFERS	-	319,438	-	319,438	320,000
TOTAL REVENUES	979,301	1,290,698	1,040,915	1,363,257	1,356,742
ESTIMATED EXPENDITURES:					
OFFICE OF FINANCE & MANAGEMENT	1,302	1,169	366	1,169	6,601
FIRE DEPARTMENT	819,246	1,404,736	485,702	1,400,005	1,533,171
TOTAL EXPENDITURES	820,548	1,405,905	486,068	1,401,174	1,539,772
NET INCREASE (DECREASE)	158,753	(115,207)	554,847	(37,917)	(183,030)
ENDING FUND BALANCE	237,664			199,747	16,717

LAFAYETTE CONSOLIDATED GOVERNMENT
2024 - 2025 ADOPTED BUDGET
ANNUAL BUDGET BY FUND
PARISHWIDE FIRE PROTECTION DETAILED PRO FORMA

<u>ACCOUNT</u>	<u>ACTUAL</u> <u>FY 22-23</u>	<u>CUR BUDGET</u> <u>FY 23-24</u>	<u>ACTUAL AT</u> <u>4/30/2024</u>	<u>PROJECTED</u> <u>FY 23-24</u>	<u>ADOPTED</u> <u>FY 24-25</u>	<u>ADOPTED</u> <u>VS</u> <u>CURRENT</u>
BEGINNING FUND BALANCE	78,911			237,664	199,747	
ESTIMATED REVENUES:						
GENERAL PROPERTY TAXES	967,213	969,334	1,030,694	1,030,694	1,023,617	5.60 %
2790999 40038-0 FIRE PROTECTION MILLAGE	967,213	969,334	1,030,694	1,030,694	1,023,617	5.60 %
OTHER TAXES	3,007	470	672	470	470	0.00 %
2790999 40450-0 INT ON AD VALOREM TAXES-CY	3,007	470	672	470	470	0.00 %
INTEREST EARNINGS	9,081	1,456	9,549	12,655	12,655	769.16 %
2790999 47000-0 INTEREST ON INVESTMENTS	9,081	1,456	9,549	12,655	12,655	769.16 %
INTERNAL TRANSFERS	0	319,438	0	319,438	320,000	0.18 %
2790999 48500-105 CONTR FROM PARISH GENERAL FUND	0	319,438	0	319,438	320,000	0.18 %
GRAND TOTAL REVENUES	979,301	1,290,698	1,040,915	1,363,257	1,356,742	5.12 %
ESTIMATED EXPENSES:						
OFFICE OF FINANCE & MANAGEMENT	1,302	1,169	366	1,169	6,601	464.67 %
FM-GENERAL ACCOUNTS	1,302	1,169	366	1,169	6,601	464.67 %
0170 FM-GENERAL ACCOUNTS	1,302	1,169	366	1,169	6,601	464.67 %
2790170 57031-0 SOFTWARE MAINTENANCE-ASSESSOR	340	367	366	366	383	4.36 %
2790170 57081-0 AERIAL PHOTOGRAPHY-ASSESSOR	962	521	0	521	518	-0.58 %
2790170 57150-0 TAX REASSESSMENT NOTICE	0	281	0	282	0	-100.00 %
2790170 70903-0 ELECTION EXPENSE	0	0	0	0	5,700	100.00 %
TOTAL NON-PERSONNEL COSTS	1,302	1,169	366	1,169	6,601	464.67 %
FIRE DEPARTMENT	819,246	1,404,736	485,702	1,400,005	1,533,171	9.14 %
FD-PARISHWIDE FIRE PROTECTION	819,246	1,404,736	485,702	1,400,005	1,533,171	9.14 %
4190 FD-PARISHWIDE FIRE PROTECTION	819,246	1,404,736	485,702	1,400,005	1,533,171	9.14 %
2794190 51000-0 ADMINISTRATIVE COST	14,775	15,000	0	10,269	15,000	0.00 %
2794190 70123-0 OTHER INSURANCE PREMIUMS	0	0	0	0	45,000	100.00 %
2794190 70907-0 CONTRACTUAL SERVICES	16,020	16,020	5,175	16,020	16,020	0.00 %
2794190 72600-0 TRANSPORTATION	84,666	40,152	33,555	0	93,793	133.59 %
2794190 76540-0 EXT APP-PARISHWDE COMM-OFFICER	0	29,873	0	29,873	29,873	0.00 %
2794190 76550-0 EXT APP-VFD ASSISTANCE	0	0	2,210	1,238,592	0	0.00 %
2794190 76550-1000 EXT APP-BROUSSARD VFD PAR APP	71,322	134,134	33,534	0	133,101	-0.77 %
2794190 76550-1001 EXT APP-CARENCRO VFD PAR APP	71,322	134,134	33,534	0	161,101	20.10 %
2794190 76550-1002 EXT APP-REIMB CITY FIRE TRUCK	10,000	0	0	0	10,000	100.00 %
2794190 76550-1003 EXT APP-DUSON VFD PAR APP	111,888	179,334	75,108	0	172,101	-4.03 %
2794190 76550-1004 EXT APP-JUDICE VFD PAR APP	123,208	208,785	85,643	0	200,887	-3.78 %
2794190 76550-1005 EXT APP-MILTON VFD PAR APP	132,384	228,785	90,643	0	210,887	-7.82 %
2794190 76550-1006 EXT APP-SCOTT VFD PAR APP	71,322	144,134	36,034	0	171,101	18.71 %
2794190 76550-1007 EXT APP-YOUNGSMVILLE VFD PAR AP	71,322	134,134	33,534	0	133,102	-0.77 %
2794190 76550-1008 EXT APP-CITY OF LAF APP	0	35,000	8,750	0	34,660	-0.97 %
2794190 76560-0 EXT APP-PARISHWIDE FIRE INSPEC	0	36,321	0	36,321	36,321	0.00 %
2794190 76561-0 EXT APP-PARWIDE DEPT REC CLERK	0	21,838	0	21,838	21,838	0.00 %
2794190 76660-0 EXT APP-TOWER RENTAL	6,000	10,000	10,000	10,000	10,000	0.00 %
2794190 80420-0 TAX DEDUCTIONS-RETIREMENT	35,017	37,092	37,982	37,092	38,386	3.49 %
TOTAL NON-PERSONNEL COSTS	819,246	1,404,736	485,702	1,400,005	1,533,171	9.14 %

**LAFAYETTE CONSOLIDATED GOVERNMENT
2024 - 2025 ADOPTED BUDGET
ANNUAL BUDGET BY FUND
PARISHWIDE FIRE PROTECTION DETAILED PRO FORMA**

<u>ACCOUNT</u>	<u>ACTUAL FY 22-23</u>	<u>CUR BUDGET FY 23-24</u>	<u>ACTUAL AT 4/30/2024</u>	<u>PROJECTED FY 23-24</u>	<u>ADOPTED FY 24-25</u>	<u>ADOPTED VS CURRENT</u>
GRAND TOTAL EXPENDITURES	820,548	1,405,905	486,068	1,401,174	1,539,772	9.52 %
NET INCREASE (DECREASE)	158,753	(115,207)	554,847	(37,917)	(183,030)	58.87 %
ENDING FUND BALANCE	237,664			199,747	16,717	



FUND 285 – CRIMINAL JUSTICE COORD
COMM FD



**LAFAYETTE CONSOLIDATED GOVERNMENT
2024 - 2025 ADOPTED BUDGET
ANNUAL BUDGET BY FUND**

285 CRIMINAL JUSTICE COORD COMM FD PRO FORMA

	Actual FY 22/23	Cur Budget FY 23/24	Actual At FY 23/24	Projected FY 23/24	Adopted FY 24/25	Adopted vs. Current
BEGINNING FUND BALANCE	-			-	-	
ESTIMATED REVENUES:						
INTERNAL TRANSFERS	-	-	-	-	30,000	100.00 %
OTHER REVENUES	-	-	-	-	120,000	100.00 %
TOTAL REVENUES	-	-	-	-	150,000	200.00 %
ESTIMATED EXPENDITURES:						
EO-EXECUTIVE	-	-	-	-	150,000	-100.00 %
TOTAL EXPENDITURES	-	-	-	-	150,000	100.00 %
NET INCREASE (DECREASE)	-	-	-	-	-	0.00 %
ENDING FUND BALANCE	-			-	-	

**LAFAYETTE CONSOLIDATED GOVERNMENT
2024 - 2025 ADOPTED BUDGET
ANNUAL BUDGET BY FUND
CRIMINAL JUSTICE COORD COMM FD DETAILED PRO FORMA**

<u>ACCOUNT</u>	<u>ACTUAL</u> <u>FY 22-23</u>	<u>CUR BUDGET</u> <u>FY 23-24</u>	<u>ACTUAL AT</u> <u>4/30/2024</u>	<u>PROJECTED</u> <u>FY 23-24</u>	<u>ADOPTED</u> <u>FY 24-25</u>	<u>ADOPTED</u> <u>VS</u> <u>CURRENT</u>
BEGINNING FUND BALANCE	0			0	0	
ESTIMATED REVENUES:						
INTERNAL TRANSFERS	0	0	0	0	30,000	0.00 %
2850999 48500-101 CONTR FROM CITY GENERAL FUND	0	0	0	0	15,000	0.00 %
2850999 48500-250 CONTR FROM OPIOID FUND	0	0	0	0	15,000	0.00 %
OTHER REVENUES	0	0	0	0	120,000	0.00 %
2850999 49315-0 LAFAYETTE PARISH SCHOOL BOARD	0	0	0	0	20,000	0.00 %
2850999 49320-0 DISTRICT ATTORNEY	0	0	0	0	20,000	0.00 %
2850999 49382-0 CLERK OF COURT-LAF PARISH	0	0	0	0	20,000	0.00 %
2850999 49386-0 15TH JUDICIAL DISTRICT COURT	0	0	0	0	20,000	0.00 %
2850999 49387-0 LAF PARISH SHERIFF'S OFFICE	0	0	0	0	20,000	0.00 %
2850999 49388-0 LAF PAR PUBLIC DEFENDER'S OFF	0	0	0	0	20,000	0.00 %
GRAND TOTAL REVENUES	0	0	0	0	150,000	0.00 %
ESTIMATED EXPENSES:						
EO-EXECUTIVE	0	0	0	0	150,000	100.00 %
EO-MAYOR-PRESIDENT'S OFFICE	0	0	0	0	150,000	100.00 %
1204 EO-MP-CRIMINAL JUSTICE COMM	0	0	0	0	150,000	100.00 %
2851204 50000-0 PERSONNEL SALARIES	0	0	0	0	65,000	100.00 %
2851204 50430-0 WORKERS COMP INSURANCE	0	0	0	0	351	100.00 %
2851204 50500-0 RETIREMENT/MEDICARE TAX	0	0	0	0	4,973	100.00 %
TOTAL PERSONNEL COSTS	0	0	0	0	70,324	100.00 %
2851204 50600-0 TRAINING OF PERSONNEL	0	0	0	0	250	100.00 %
2851204 70200-0 POSTAGE/SHIPPING CHARGES	0	0	0	0	150	100.00 %
2851204 70300-0 PRINTING & BINDING	0	0	0	0	2,500	100.00 %
2851204 70500-0 TELECOMMUNICATIONS	0	0	0	0	480	100.00 %
2851204 70800-0 TRAVEL & MEETINGS	0	0	0	0	5,296	100.00 %
2851204 70907-0 CONTRACTUAL SERVICES	0	0	0	0	67,500	100.00 %
2851204 72600-0 TRANSPORTATION	0	0	0	0	500	100.00 %
2851204 72700-0 SUPPLIES & MATERIALS	0	0	0	0	3,000	100.00 %
TOTAL NON-PERSONNEL COSTS	0	0	0	0	79,676	100.00 %
GRAND TOTAL EXPENDITURES	0	0	0	0	150,000	100.00 %
NET INCREASE (DECREASE)	0	0	0	0	0	0.00 %
ENDING FUND BALANCE	0			0	0	

**LAFAYETTE CONSOLIDATED GOVERNMENT
2024 - 2025 ADOPTED BUDGET
MANNING TABLE FOR CRIMINAL JUSTICE COORD COMM FD**

	<u>PERSONNEL</u>			<u>CUR BUDGET</u> <u>FY 23-24</u>	<u>PROJECTED</u> <u>FY 23-24</u>	<u>ADOPTED</u> <u>FY 24-25</u>
	<u>CUR</u>	<u>PROJ</u>	<u>ADP</u>			
FUND 285 - CRIMINAL JUSTICE COORD COMM FD	0	0	1	0	0	65,000
EO-EXECUTIVE	0	0	1	0	0	65,000
EO-MAYOR-PRESIDENT'S OFFICE	0	0	1	0	0	65,000
* AM 9978 CICC COORDINATOR	0	0	1	0	0	65,000
TOTAL PERSONNEL 1204 EO-MP-CRIMINAL JUSTICE COMM	0	0	1	0	0	65,000
GRAND TOTAL	0	0	1	0	0	65,000

* PART TIME POSITION



FUND 296 – BUCHANAN GARAGE
FUND



**LAFAYETTE CONSOLIDATED GOVERNMENT
2024 - 2025 ADOPTED BUDGET
ANNUAL BUDGET BY FUND**

296 BUCHANAN GARAGE FUND PRO FORMA

	Actual FY 22/23	Cur Budget FY 23/24	Actual At FY 23/24	Projected FY 23/24	Adopted FY 24/25
BEGINNING FUND BALANCE	2			-	-
ESTIMATED REVENUES:					
CHARGES FOR SERVICES	104,287	88,579	52,713	106,762	101,762
INTEREST EARNINGS	575	52	405	685	685
INTERNAL TRANSFERS	40,394	159,157	41,154	76,093	98,888
MISCELLANEOUS REVENUES	34	-	-	1	-
TOTAL REVENUES	145,290	247,788	94,272	183,541	201,335
ESTIMATED EXPENDITURES:					
EO-LEGISLATIVE/JUDICIAL/OTHER	441	441	-	441	620
OFFICE OF FINANCE & MANAGEMENT	2,225	3,778	1,567	3,778	4,072
TRAFFIC, ROADS & BRIDGES DEPT	142,626	243,569	56,116	179,322	196,643
TOTAL EXPENDITURES	145,292	247,788	57,683	183,541	201,335
NET INCREASE (DECREASE)	(2)	-	36,589	-	-
ENDING FUND BALANCE	-			-	-

**LAFAYETTE CONSOLIDATED GOVERNMENT
2024 - 2025 ADOPTED BUDGET
ANNUAL BUDGET BY FUND
BUCHANAN GARAGE FUND DETAILED PRO FORMA**

<u>ACCOUNT</u>	<u>ACTUAL FY 22-23</u>	<u>CUR BUDGET FY 23-24</u>	<u>ACTUAL AT 4/30/2024</u>	<u>PROJECTED FY 23-24</u>	<u>ADOPTED FY 24-25</u>	<u>ADOPTED VS CURRENT</u>
BEGINNING FUND BALANCE	2			0	0	
ESTIMATED REVENUES:						
CHARGES FOR SERVICES	104,287	88,579	52,713	106,762	101,762	14.88 %
2960999 43420-0 PARKING GARAGE REV-BUCHANAN	102,485	87,000	52,113	105,000	100,000	14.94 %
2960999 43920-0 CREDIT CARD CONVENIENCE FEES	1,802	1,579	600	1,762	1,762	11.59 %
INTEREST EARNINGS	575	52	405	685	685	1,217.31 %
2960999 47000-0 INTEREST ON INVESTMENTS	575	52	405	685	685	1,217.31 %
INTERNAL TRANSFERS	40,394	159,157	41,154	76,093	98,888	-37.87 %
2960999 48500-105 CONTR FROM PARISH GENERAL FUND	40,394	159,157	41,154	76,093	98,888	-37.87 %
MISCELLANEOUS REVENUES	34	0	0	1	0	0.00 %
2960999 49810-0 CASH SHORT/OVER	34	0	0	1	0	0.00 %
GRAND TOTAL REVENUES	145,290	247,788	94,272	183,541	201,335	-18.75 %
ESTIMATED EXPENSES:						
EO-LEGISLATIVE/JUDICIAL/OTHER	441	441	0	441	620	40.59 %
EO-COUNCIL OFFICE	441	441	0	441	620	40.59 %
1100 EO-COUNCIL OFFICE ADMIN	441	441	0	441	620	40.59 %
2961100 53000-0 AUDITING FEES	441	441	0	441	620	40.59 %
TOTAL NON-PERSONNEL COSTS	441	441	0	441	620	40.59 %
OFFICE OF FINANCE & MANAGEMENT	2,225	3,778	1,567	3,778	4,072	7.78 %
FM-GENERAL ACCOUNTS	2,225	3,778	1,567	3,778	4,072	7.78 %
0170 FM-GENERAL ACCOUNTS	2,225	3,778	1,567	3,778	4,072	7.78 %
2960170 76474-0 EXT APP-MERS	2,225	3,778	1,567	3,778	4,072	7.78 %
TOTAL PERSONNEL COSTS	2,225	3,778	1,567	3,778	4,072	7.78 %
TRAFFIC, ROADS AND BRIDGES DEPARTMENT	142,626	243,569	56,116	179,322	196,643	-19.27 %
RB-PARKING PROGRAM	142,626	243,569	56,116	179,322	196,643	-19.27 %
5950 RB-PARKING PROGRAM	142,626	243,569	56,116	179,322	196,643	-19.27 %
2965950 50000-0 PERSONNEL SALARIES	35,423	0	0	0	0	0.00 %
2965950 50100-0 TEMPORARY EMPLOYEES	7,054	4,911	0	4,911	4,911	0.00 %
2965950 50200-0 OVERTIME	3,675	2,346	0	2,346	2,393	2.00 %
2965950 50400-0 GROUP HEALTH INSURANCE	13,368	0	0	0	0	0.00 %
2965950 50415-0 GROUP LIFE INSURANCE	148	0	0	0	0	0.00 %
2965950 50430-0 WORKERS COMP INSURANCE	402	0	0	0	0	0.00 %
2965950 50500-0 RETIREMENT/MEDICARE TAX	9,673	0	0	0	752	100.00 %
TOTAL PERSONNEL COSTS	69,743	7,257	0	7,257	8,056	11.01 %
2965950 50805-0 UNIFORMS-BUCHANAN GARAGE	0	500	0	500	500	0.00 %
2965950 51000-0 ADMINISTRATIVE COST	12,756	80,000	0	15,597	20,000	-75.00 %
2965950 60050-0 BUILDING MAINTENANCE	974	5,000	3,396	5,000	5,000	0.00 %
2965950 63010-0 EQUIPMENT MAINTENANCE	26	500	0	500	500	0.00 %
2965950 67020-0 UTILITIES-BUCHANAN GARAGE	11,407	13,000	5,072	13,000	13,000	0.00 %
2965950 70123-614 OTHER INSURANCE PREMIUMS-RM	0	53,991	39,750	53,991	40,941	-24.17 %
2965950 70200-0 POSTAGE/SHIPPING CHARGES	0	2,682	0	2,682	2,682	0.00 %

**LAFAYETTE CONSOLIDATED GOVERNMENT
2024 - 2025 ADOPTED BUDGET
ANNUAL BUDGET BY FUND
BUCHANAN GARAGE FUND DETAILED PRO FORMA**

<u>ACCOUNT</u>	<u>ACTUAL</u> <u>FY 22-23</u>	<u>CUR BUDGET</u> <u>FY 23-24</u>	<u>ACTUAL AT</u> <u>4/30/2024</u>	<u>PROJECTED</u> <u>FY 23-24</u>	<u>ADOPTED</u> <u>FY 24-25</u>	<u>ADOPTED</u> <u>VS</u> <u>CURRENT</u>
2965950 70300-0 PRINTING & BINDING	387	3,063	519	3,063	3,063	0.00 %
2965950 70500-0 TELECOMMUNICATIONS	16,027	23,733	0	23,733	23,733	0.00 %
2965950 70907-0 CONTRACTUAL SERVICES	23,864	15,332	2,692	15,332	40,332	163.06 %
2965950 70915-0 CONTR SERV-CREDIT CARD EXP	2,571	26,252	950	26,252	26,252	0.00 %
2965950 70991-0 CONTR SERV-ADJUDICATORS	0	4,614	0	4,614	4,614	0.00 %
2965950 72600-0 TRANSPORTATION	4,142	5,213	3,680	5,213	5,213	0.00 %
2965950 72715-0 SUP & MAT-BUCHANAN GARAGE	729	2,000	57	2,000	2,000	0.00 %
2965950 72870-0 SUP & MAT-VANDALISM	0	432	0	432	432	0.00 %
2965950 78000-0 UNINSURED LOSSES	0	0	0	156	325	100.00 %
TOTAL NON-PERSONNEL COSTS	72,883	236,312	56,116	172,065	188,587	-20.20 %
GRAND TOTAL EXPENDITURES	145,292	247,788	57,683	183,541	201,335	-18.75 %
NET INCREASE (DECREASE)	(2)	0	36,589	0	0	0.00 %
ENDING FUND BALANCE	0			0	0	



FUND 297 – PARKING PROGRAM



**LAFAYETTE CONSOLIDATED GOVERNMENT
2024 - 2025 ADOPTED BUDGET
ANNUAL BUDGET BY FUND**

297 PARKING PROGRAM FUND PRO FORMA

	Actual FY 22/23	Cur Budget FY 23/24	Actual At FY 23/24	Projected FY 23/24	Adopted FY 24/25
BEGINNING FUND BALANCE	-			-	-
ESTIMATED REVENUES:					
CHARGES FOR SERVICES	452,353	479,651	200,901	438,338	438,338
FINES AND FORFEITS	108,491	162,000	47,654	98,482	105,482
INTEREST EARNINGS	287	159	228	348	348
INTERNAL TRANSFERS	313,409	495,730	215,891	609,800	672,696
MISCELLANEOUS REVENUES	1,431	-	3,240	1,035	-
TOTAL REVENUES	875,971	1,137,540	467,914	1,148,003	1,216,864
ESTIMATED EXPENDITURES:					
EO-LEGISLATIVE/JUDICIAL/OTHER	1,477	1,477	-	1,477	2,077
OFFICE OF FINANCE & MANAGEMENT	7,449	12,646	5,246	12,646	13,629
TRAFFIC, ROADS & BRIDGES DEPT	867,045	1,123,417	444,203	1,133,880	1,201,158
TOTAL EXPENDITURES	875,971	1,137,540	449,449	1,148,003	1,216,864
NET INCREASE (DECREASE)	-	-	18,465	-	-
ENDING FUND BALANCE	-			-	-

**LAFAYETTE CONSOLIDATED GOVERNMENT
2024 - 2025 ADOPTED BUDGET
ANNUAL BUDGET BY FUND
PARKING PROGRAM FUND DETAILED PRO FORMA**

ACCOUNT	ACTUAL FY 22-23	CUR BUDGET FY 23-24	ACTUAL AT 4/30/2024	PROJECTED FY 23-24	ADOPTED FY 24-25	ADOPTED VS CURRENT
BEGINNING FUND BALANCE	0			0	0	
ESTIMATED REVENUES:						
CHARGES FOR SERVICES	452,353	479,651	200,901	438,338	438,338	-8.61 %
2970999 43410-0 PARKING METER REVENUES	204,568	209,231	89,769	197,148	197,148	-5.77 %
2970999 43415-0 PARKING GARAGE REV-VERMILION	206,531	231,890	90,425	199,852	199,852	-13.82 %
2970999 43920-0 CREDIT CARD CONVENIENCE FEES	41,254	38,530	20,707	41,338	41,338	7.29 %
FINES AND FORFEITS	108,491	162,000	47,654	98,482	105,482	-34.89 %
2970999 44020-0 PARKING FINES-CITY	101,277	150,000	45,215	95,482	95,482	-36.35 %
2970999 44021-0 PARKING FINES-HANDICAP	7,214	12,000	2,439	3,000	10,000	-16.67 %
INTEREST EARNINGS	287	159	228	348	348	118.87 %
2970999 47000-0 INTEREST ON INVESTMENTS	287	159	228	348	348	118.87 %
INTERNAL TRANSFERS	313,409	495,730	215,891	609,800	672,696	35.70 %
2970999 48500-101 CONTR FROM CITY GENERAL FUND	313,409	495,730	215,891	609,800	672,696	35.70 %
MISCELLANEOUS REVENUES	1,431	0	3,240	1,035	0	0.00 %
2970999 49800-0 MISCELLANEOUS REVENUES	19	0	59	11	0	0.00 %
2970999 49801-0 MISC REV-PY ADJUSTMENT	0	0	30	0	0	0.00 %
2970999 49810-0 CASH SHORT/OVER	1,010	0	2,973	906	0	0.00 %
2970999 49820-0 SALES TAX DISCOUNT	402	0	178	118	0	0.00 %
GRAND TOTAL REVENUES	875,971	1,137,540	467,914	1,148,003	1,216,864	6.97 %
ESTIMATED EXPENSES:						
EO-LEGISLATIVE/JUDICIAL/OTHER	1,477	1,477	0	1,477	2,077	40.62 %
EO-COUNCIL OFFICE	1,477	1,477	0	1,477	2,077	40.62 %
1100 EO-COUNCIL OFFICE ADMIN	1,477	1,477	0	1,477	2,077	40.62 %
2971100 53000-0 AUDITING FEES	1,477	1,477	0	1,477	2,077	40.62 %
TOTAL NON-PERSONNEL COSTS	1,477	1,477	0	1,477	2,077	40.62 %
OFFICE OF FINANCE & MANAGEMENT	7,449	12,646	5,246	12,646	13,629	7.77 %
FM-GENERAL ACCOUNTS	7,449	12,646	5,246	12,646	13,629	7.77 %
0170 FM-GENERAL ACCOUNTS	7,449	12,646	5,246	12,646	13,629	7.77 %
2970170 76474-0 EXT APP-MERS	7,449	12,646	5,246	12,646	13,629	7.77 %
TOTAL PERSONNEL COSTS	7,449	12,646	5,246	12,646	13,629	7.77 %
TRAFFIC, ROADS AND BRIDGES DEPARTMENT	867,045	1,123,417	444,203	1,133,880	1,201,158	6.92 %
RB-PARKING PROGRAM	867,045	1,123,417	444,203	1,133,880	1,201,158	6.92 %
5950 RB-PARKING PROGRAM	867,045	1,123,417	444,203	1,133,880	1,201,158	6.92 %
2975950 50000-0 PERSONNEL SALARIES	230,161	327,375	136,361	327,375	378,167	15.51 %
2975950 50100-0 TEMPORARY EMPLOYEES	7,975	16,439	3,115	16,439	16,439	0.00 %
2975950 50200-0 OVERTIME	12,698	19,854	10,476	19,854	25,251	27.18 %
2975950 50225-0 OVERTIME-POLICE SECURITY	61,063	60,343	33,164	60,343	68,550	13.60 %
2975950 50400-0 GROUP HEALTH INSURANCE	44,752	82,356	82,356	82,356	54,760	-33.51 %
2975950 50415-0 GROUP LIFE INSURANCE	979	1,898	748	1,898	2,236	17.81 %
2975950 50430-0 WORKERS COMP INSURANCE	1,344	1,790	1,790	1,790	2,041	14.02 %
2975950 50500-0 RETIREMENT/MEDICARE TAX	56,662	73,833	32,429	73,833	86,754	17.50 %

**LAFAYETTE CONSOLIDATED GOVERNMENT
2024 - 2025 ADOPTED BUDGET
ANNUAL BUDGET BY FUND
PARKING PROGRAM FUND DETAILED PRO FORMA**

<u>ACCOUNT</u>	<u>ACTUAL FY 22-23</u>	<u>CUR BUDGET FY 23-24</u>	<u>ACTUAL AT 4/30/2024</u>	<u>PROJECTED FY 23-24</u>	<u>ADOPTED FY 24-25</u>	<u>ADOPTED VS CURRENT</u>
TOTAL PERSONNEL COSTS	415,634	583,888	300,439	583,888	634,198	8.62 %
2975950 50800-0 UNIFORMS	956	1,580	20	1,580	1,830	15.82 %
2975950 51000-0 ADMINISTRATIVE COST	179,545	180,000	0	180,000	180,000	0.00 %
2975950 54070-0 SECURITY	1,227	1,550	646	1,550	1,550	0.00 %
2975950 60000-0 BUILDING MAINTENANCE	5,913	20,688	6,660	20,688	20,688	0.00 %
2975950 60068-0 BUILD MAINT-VANDALISM	0	216	0	216	216	0.00 %
2975950 63000-0 EQUIPMENT MAINTENANCE	192	1,148	215	1,148	1,148	0.00 %
2975950 63065-0 EQUIP MAINT-VANDALISM	0	173	0	173	173	0.00 %
2975950 66000-0 JANITORIAL SUPPLIES & SERVICES	12,506	21,000	5,511	21,000	21,000	0.00 %
2975950 67000-0 UTILITIES	15,713	36,000	5,882	36,000	36,000	0.00 %
2975950 70000-0 DUES & LICENSES	590	1,000	0	1,000	1,500	50.00 %
2975950 70123-614 OTHER INSURANCE PREMIUMS-RM	76,800	93,106	68,530	93,106	69,994	-24.82 %
2975950 70200-0 POSTAGE/SHIPPING CHARGES	2,397	4,982	1,327	4,982	4,982	0.00 %
2975950 70300-0 PRINTING & BINDING	5,141	7,689	1,912	7,689	7,689	0.00 %
2975950 70500-0 TELECOMMUNICATIONS	31,265	54,076	16,411	54,076	54,076	0.00 %
2975950 70907-0 CONTRACTUAL SERVICES	26,895	21,332	8,119	21,332	21,332	0.00 %
2975950 70915-0 CONTR SERV-CREDIT CARD EXP	49,796	38,748	24,178	38,748	38,748	0.00 %
2975950 70991-0 CONTR SERV-ADJUDICATORS	3,274	8,570	1,354	8,570	8,570	0.00 %
2975950 72600-0 TRANSPORTATION	9,985	9,682	1,128	9,682	9,488	-2.00 %
2975950 72700-0 SUPPLIES & MATERIALS	4,716	5,456	1,871	5,456	5,456	0.00 %
2975950 72870-0 SUP & MAT-VANDALISM	0	432	0	432	432	0.00 %
2975950 78000-0 UNINSURED LOSSES	24,500	32,101	0	42,564	82,088	155.72 %
TOTAL NON-PERSONNEL COSTS	451,411	539,529	143,764	549,992	566,960	5.08 %
GRAND TOTAL EXPENDITURES	875,971	1,137,540	449,449	1,148,003	1,216,864	6.97 %
NET INCREASE (DECREASE)	0	0	18,465	0	0	0.00 %
ENDING FUND BALANCE	0			0	0	

**LAFAYETTE CONSOLIDATED GOVERNMENT
2024 - 2025 ADOPTED BUDGET
MANNING TABLE FOR PARKING PROGRAM FUND**

	<u>PERSONNEL</u>			<u>CUR BUDGET</u> <u>FY 23-24</u>	<u>PROJECTED</u> <u>FY 23-24</u>	<u>ADOPTED</u> <u>FY 24-25</u>
	<u>CUR</u>	<u>PROJ</u>	<u>ADP</u>			
FUND 297 - PARKING PROGRAM FUND	11	11	10	330,163	330,163	378,167
TRAFFIC, ROADS AND BRIDGES DEPARTMENT	11	11	10	330,163	330,163	378,167
RB-PARKING PROGRAM	11	11	10	330,163	330,163	378,167
* AL 1010 CLERK I	1	1	0	13,565	13,565	0
AF 1032 SECRETARY I	1	1	1	33,628	33,628	39,806
AF 1302 ACCOUNTING CLERK	1	1	1	30,612	30,612	36,498
AF 4224 FACILITIES MAINT REPAIRMAN	1	1	1	32,127	32,127	38,346
AF 4402 PARKING GARAGE ATTENDANT	2	2	2	43,562	43,562	58,206
AF 4404 PARKING GARAGE SUPERVISOR	1	1	1	37,370	37,370	42,882
AF 4406 PARKING CONTROL OFFICER	3	3	3	77,711	77,711	96,494
AF 4408 PARKING ADMINISTRATOR	1	1	1	61,588	61,588	65,935
TOTAL PERSONNEL 5950 RB-PARKING PROGRAM	11	11	10	330,163	330,163	378,167
GRAND TOTAL	11	11	10	330,163	330,163	378,167

* PART TIME POSITION

FUND 299 – CODES & PERMITS



**LAFAYETTE CONSOLIDATED GOVERNMENT
2024 - 2025 ADOPTED BUDGET
ANNUAL BUDGET BY FUND**

299 CODES & PERMITS FUND PRO FORMA

	Actual FY 22/23	Cur Budget FY 23/24	Actual At FY 23/24	Projected FY 23/24	Adopted FY 24/25
BEGINNING FUND BALANCE	2			-	-
ESTIMATED REVENUES:					
LICENSES AND PERMITS	3,438,750	3,445,730	1,617,898	3,365,031	3,365,031
CHARGES FOR SERVICES	270,143	300,537	122,206	263,726	263,726
FINES AND FORFEITS	18,260	59,545	3,670	17,330	17,330
INTEREST EARNINGS	7,359	2,077	1,891	7,249	7,249
INTERNAL TRANSFERS	792,318	1,383,972	278,954	1,573,220	1,810,391
OTHER REVENUES	50	3,121	100	100	3,183
MISCELLANEOUS REVENUES	(261)	25	(202)	(96)	-
TOTAL REVENUES	4,526,619	5,195,007	2,024,517	5,226,560	5,466,910
ESTIMATED EXPENDITURES:					
EO-LEGISLATIVE/JUDICIAL/OTHER	2,664	2,664	-	2,664	3,746
OFFICE OF FINANCE & MANAGEMENT	66,926	113,614	47,132	113,614	122,451
COMMUNITY DEVELOPMENT & PLANNING	4,457,031	5,078,730	2,051,343	5,110,282	5,340,713
TOTAL EXPENDITURES	4,526,621	5,195,008	2,098,475	5,226,560	5,466,910
NET INCREASE (DECREASE)	(2)	(1)	(73,958)	-	-
ENDING FUND BALANCE	-			-	-

**LAFAYETTE CONSOLIDATED GOVERNMENT
2024 - 2025 ADOPTED BUDGET
ANNUAL BUDGET BY FUND
CODES & PERMITS FUND DETAILED PRO FORMA**

<u>ACCOUNT</u>	<u>ACTUAL FY 22-23</u>	<u>CUR BUDGET FY 23-24</u>	<u>ACTUAL AT 4/30/2024</u>	<u>PROJECTED FY 23-24</u>	<u>ADOPTED FY 24-25</u>	<u>ADOPTED VS CURRENT</u>
BEGINNING FUND BALANCE	2			0	0	
ESTIMATED REVENUES:						
LICENSES AND PERMITS	3,438,750	3,445,730	1,617,898	3,365,031	3,365,031	-2.34 %
2990999 41070-0 BUILDING PERMITS	2,631,635	2,637,543	1,230,213	2,577,389	2,577,389	-2.28 %
2990999 41075-0 PLUMBING PERMITS	212,911	216,550	97,977	205,328	205,328	-5.18 %
2990999 41080-0 ELECTRICAL PERMITS	315,320	314,194	133,046	306,698	306,698	-2.39 %
2990999 41085-0 A/C & HEATING PERMITS	111,578	110,538	50,842	111,670	111,670	1.02 %
2990999 41087-0 A/C & HEATING PERMITS	3,605	3,955	1,320	3,595	3,595	-9.10 %
2990999 41088-0 WIRELESS SMALL CELL-WCF PERMIT	8,751	8,250	2,000	8,001	8,001	-3.02 %
2990999 41510-0 CERTIFICATE OF OCCUPANCY	70,500	68,100	34,700	72,450	72,450	6.39 %
2990999 41525-0 PLUMB ELECT & A/C REG FEES	84,450	86,600	67,800	79,900	79,900	-7.74 %
CHARGES FOR SERVICES	270,143	300,537	122,206	263,726	263,726	-12.25 %
2990999 43000-0 FILING FEES	268,760	299,705	121,470	262,285	262,285	-12.49 %
2990999 43010-0 SALES OF MAPS & PUBLICATIONS	1,383	832	736	1,441	1,441	73.20 %
FINES AND FORFEITS	18,260	59,545	3,670	17,330	17,330	-70.90 %
2990999 44370-0 AAB - FINES	15,025	54,320	2,100	13,750	13,750	-74.69 %
2990999 44375-0 AAB-FEES/ABATEMENT RECOVERY	3,235	5,225	1,570	3,580	3,580	-31.48 %
INTEREST EARNINGS	7,359	2,077	1,891	7,249	7,249	249.01 %
2990999 47000-0 INTEREST ON INVESTMENTS	6,993	2,077	1,891	7,249	7,249	249.01 %
2990999 47050-0 FMV-ADJ TO INVESTMENT	366	0	0	0	0	0.00 %
INTERNAL TRANSFERS	792,318	1,383,972	278,954	1,573,220	1,810,391	30.81 %
2990999 48500-101 CONTR FROM CITY GENERAL FUND	792,318	1,383,972	278,954	1,573,220	1,810,391	30.81 %
OTHER REVENUES	50	3,121	100	100	3,183	1.99 %
2990999 49614-0 CONTRACTOR REIMB OVERTIME	50	3,121	100	100	3,183	1.99 %
MISCELLANEOUS REVENUES	-261	25	-202	-96	0	-100.00 %
2990999 49800-0 MISCELLANEOUS REVENUES	133	0	0	0	0	0.00 %
2990999 49801-0 MISC REV-PY ADJUSTMENT	0	0	107	107	0	0.00 %
2990999 49810-0 CASH SHORT/OVER	-519	0	-359	-378	0	0.00 %
2990999 49835-0 NSF CHARGES	125	25	50	175	0	-100.00 %
GRAND TOTAL REVENUES	4,526,619	5,195,007	2,024,517	5,226,560	5,466,910	5.23 %
ESTIMATED EXPENSES:						
EO-LEGISLATIVE/JUDICIAL/OTHER	2,664	2,664	0	2,664	3,746	40.62 %
EO-COUNCIL OFFICE	2,664	2,664	0	2,664	3,746	40.62 %
1100 EO-COUNCIL OFFICE ADMIN	2,664	2,664	0	2,664	3,746	40.62 %
2991100 53000-0 AUDITING FEES	2,664	2,664	0	2,664	3,746	40.62 %
TOTAL NON-PERSONNEL COSTS	2,664	2,664	0	2,664	3,746	40.62 %
OFFICE OF FINANCE & MANAGEMENT	66,926	113,614	47,132	113,614	122,451	7.78 %
FM-GENERAL ACCOUNTS	66,926	113,614	47,132	113,614	122,451	7.78 %
0170 FM-GENERAL ACCOUNTS	66,926	113,614	47,132	113,614	122,451	7.78 %
2990170 76474-0 EXT APP-MERS	66,926	113,614	47,132	113,614	122,451	7.78 %
TOTAL PERSONNEL COSTS	66,926	113,614	47,132	113,614	122,451	7.78 %

**LAFAYETTE CONSOLIDATED GOVERNMENT
2024 - 2025 ADOPTED BUDGET
ANNUAL BUDGET BY FUND
CODES & PERMITS FUND DETAILED PRO FORMA**

ACCOUNT	ACTUAL FY 22-23	CUR BUDGET FY 23-24	ACTUAL AT 4/30/2024	PROJECTED FY 23-24	ADOPTED FY 24-25	ADOPTED VS CURRENT
COMMUNITY DEVELOPMENT & PLANNING	4,457,031	5,078,730	2,051,343	5,110,282	5,340,713	5.16 %
CP-PLANNING	698,531	815,228	303,325	815,218	907,123	11.27 %
5901 CP-PLANNING	698,531	815,228	303,325	815,218	907,123	11.27 %
2995901 50000-0 PERSONNEL SALARIES	424,691	460,903	173,838	460,903	507,567	10.12 %
2995901 50100-0 TEMPORARY EMPLOYEES	29,908	36,200	11,750	36,200	36,200	0.00 %
2995901 50200-0 OVERTIME	0	530	0	530	541	2.08 %
2995901 50400-0 GROUP HEALTH INSURANCE	64,050	54,814	54,814	54,814	60,344	10.09 %
2995901 50415-0 GROUP LIFE INSURANCE	1,746	2,720	1,023	2,720	2,975	9.38 %
2995901 50430-0 WORKERS COMP INSURANCE	2,448	2,490	2,490	2,490	2,741	10.08 %
2995901 50500-0 RETIREMENT/MEDICARE TAX	94,606	98,071	37,620	98,071	104,910	6.97 %
2995901 50900-0 ACCRUED SICK/ANNUAL LEAVE	0	0	0	0	31,139	100.00 %
TOTAL PERSONNEL COSTS	617,449	655,728	281,535	655,728	746,417	13.83 %
2995901 50600-0 TRAINING OF PERSONNEL	16,908	9,936	703	9,936	9,936	0.00 %
2995901 50800-0 UNIFORMS	302	500	0	500	500	0.00 %
2995901 52000-0 LEGAL FEES	17,631	15,000	5,336	15,000	15,000	0.00 %
2995901 52060-0 LEGAL FEES-ADJUDICATED PROP	0	100,000	0	100,000	100,000	0.00 %
2995901 57030-0 SOFTWARE MAINTENANCE	6,125	0	0	0	0	0.00 %
2995901 57200-0 GOVERNMENTAL RELATIONS	20,000	0	0	0	0	0.00 %
2995901 70000-0 DUES & LICENSES	1,550	1,641	1,039	1,641	1,641	0.00 %
2995901 70200-0 POSTAGE/SHIPPING CHARGES	1,719	3,160	1,277	3,160	3,160	0.00 %
2995901 70300-0 PRINTING & BINDING	821	548	45	548	548	0.00 %
2995901 70400-0 PUBLICATION & RECORDATION	3,888	5,050	2,013	5,050	5,050	0.00 %
2995901 70500-0 TELECOMMUNICATIONS	876	1,458	411	1,458	1,458	0.00 %
2995901 70800-0 TRAVEL & MEETINGS	2,532	7,512	1,448	7,512	7,512	0.00 %
2995901 70902-0 DUPLICATING EQUIPMENT EXPENSES	1,739	2,500	1,158	2,500	2,500	0.00 %
2995901 70907-0 CONTRACTUAL SERVICES	627	1,300	868	1,300	1,300	0.00 %
2995901 71022-0 CONTR SERV-SAAS COSTS	0	6,125	6,125	6,125	6,125	0.00 %
2995901 72600-0 TRANSPORTATION	953	1,500	125	1,500	1,470	-2.00 %
2995901 72700-0 SUPPLIES & MATERIALS	5,411	3,240	1,242	3,240	3,240	0.00 %
2995901 78000-0 UNINSURED LOSSES	0	30	0	20	1,266	4,120.00 %
TOTAL NON-PERSONNEL COSTS	81,082	159,500	21,790	159,490	160,706	0.76 %
CP-DEVELOPMENT	678,655	753,725	320,039	770,950	884,785	17.39 %
9010 CP-DEVELOPMENT	678,655	753,725	320,039	770,950	884,785	17.39 %
2999010 50000-0 PERSONNEL SALARIES	422,748	488,439	169,808	488,439	579,329	18.61 %
2999010 50200-0 OVERTIME	2,728	5,100	987	5,100	5,202	2.00 %
2999010 50400-0 GROUP HEALTH INSURANCE	75,792	71,404	71,404	71,404	87,940	23.16 %
2999010 50415-0 GROUP LIFE INSURANCE	1,792	2,902	999	2,902	3,415	17.68 %
2999010 50430-0 WORKERS COMP INSURANCE	2,549	2,638	2,638	2,638	3,130	18.65 %
2999010 50500-0 RETIREMENT/MEDICARE TAX	84,102	92,778	35,249	92,778	93,995	1.31 %
2999010 50900-0 ACCRUED SICK/ANNUAL LEAVE	33,914	0	0	0	0	0.00 %
TOTAL PERSONNEL COSTS	623,625	663,261	281,085	663,261	773,011	16.55 %
2999010 50600-0 TRAINING OF PERSONNEL	1,193	2,000	879	2,000	2,000	0.00 %
2999010 50800-0 UNIFORMS	355	600	0	600	600	0.00 %
2999010 63000-0 EQUIPMENT MAINTENANCE	809	1,000	405	1,000	1,000	0.00 %
2999010 70000-0 DUES & LICENSES	336	1,000	50	1,000	1,000	0.00 %
2999010 70123-614 OTHER INSURANCE PREMIUMS-RM	13,770	25,354	18,579	25,354	19,136	-24.52 %
2999010 70200-0 POSTAGE/SHIPPING CHARGES	6,267	6,000	2,877	6,000	6,000	0.00 %
2999010 70300-0 PRINTING & BINDING	415	2,000	32	2,000	2,000	0.00 %
2999010 70400-0 PUBLICATION & RECORDATION	6,946	20,550	8,195	20,550	20,550	0.00 %
2999010 70500-0 TELECOMMUNICATIONS	5,357	6,430	2,811	6,430	6,430	0.00 %
2999010 70800-0 TRAVEL & MEETINGS	3,267	3,492	1,584	3,492	3,492	0.00 %

**LAFAYETTE CONSOLIDATED GOVERNMENT
2024 - 2025 ADOPTED BUDGET
ANNUAL BUDGET BY FUND
CODES & PERMITS FUND DETAILED PRO FORMA**

ACCOUNT			ACTUAL	CUR BUDGET	ACTUAL AT	PROJECTED	ADOPTED	ADOPTED
			FY 22-23	FY 23-24	4/30/2024	FY 23-24	FY 24-25	VS CURRENT
2999010	70902-0	DUPLICATING EQUIPMENT EXPENSES	3,089	3,838	1,215	3,838	3,838	0.00 %
2999010	70907-0	CONTRACTUAL SERVICES	1,822	2,500	595	2,500	2,500	0.00 %
2999010	72600-0	TRANSPORTATION	140	700	0	700	686	-2.00 %
2999010	72700-0	SUPPLIES & MATERIALS	4,571	13,500	1,732	13,500	13,500	0.00 %
2999010	78000-0	UNINSURED LOSSES	6,693	1,500	0	18,725	29,042	1,836.13 %
TOTAL NON-PERSONNEL COSTS			55,030	90,464	38,954	107,689	111,774	23.56 %
CP-CODES			1,663,862	1,673,081	684,590	1,680,788	1,824,344	9.04 %
9020 CP-CODES			1,663,862	1,673,081	684,590	1,680,788	1,824,344	9.04 %
2999020	50000-0	PERSONNEL SALARIES	931,444	945,244	408,277	945,244	1,020,338	7.94 %
2999020	50200-0	OVERTIME	96	510	0	510	520	1.96 %
2999020	50208-0	OVERTIME-CONTRACTOR INSP REIMB	44	3,121	133	3,121	3,183	1.99 %
2999020	50300-0	PROMOTION COSTS	0	36,779	0	36,779	0	-100.00 %
2999020	50400-0	GROUP HEALTH INSURANCE	157,396	131,803	131,803	131,803	131,802	0.00 %
2999020	50415-0	GROUP LIFE INSURANCE	3,880	5,386	2,344	5,386	5,714	6.09 %
2999020	50430-0	WORKERS COMP INSURANCE	5,517	5,157	5,157	5,157	5,513	6.90 %
2999020	50500-0	RETIREMENT/MEDICARE TAX	214,407	209,475	91,646	209,475	217,762	3.96 %
2999020	50900-0	ACCRUED SICK/ANNUAL LEAVE	83,199	72,010	0	72,010	73,351	1.86 %
TOTAL PERSONNEL COSTS			1,395,983	1,409,485	639,360	1,409,485	1,458,183	3.46 %
2999020	50600-0	TRAINING OF PERSONNEL	15,793	23,000	3,822	23,000	23,000	0.00 %
2999020	50800-0	UNIFORMS	1,950	3,900	439	3,900	3,900	0.00 %
2999020	51000-0	ADMINISTRATIVE COST	140,000	140,000	0	140,000	140,000	0.00 %
2999020	70000-0	DUES & LICENSES	1,397	2,000	392	2,000	2,000	0.00 %
2999020	70200-0	POSTAGE/SHIPPING CHARGES	285	541	0	541	541	0.00 %
2999020	70300-0	PRINTING & BINDING	8,732	5,155	157	5,155	5,155	0.00 %
2999020	70400-0	PUBLICATION & RECORDATION	75	0	0	0	0	0.00 %
2999020	70500-0	TELECOMMUNICATIONS	13,604	22,049	10,247	22,049	22,049	0.00 %
2999020	70902-0	DUPLICATING EQUIPMENT EXPENSES	288	300	144	300	300	0.00 %
2999020	72600-0	TRANSPORTATION	74,945	54,000	29,609	54,000	52,920	-2.00 %
2999020	72700-0	SUPPLIES & MATERIALS	1,397	2,670	420	2,670	2,670	0.00 %
2999020	78000-0	UNINSURED LOSSES	6,127	9,981	0	17,688	113,626	1,038.42 %
2999020	89000-0	CAPITAL OUTLAY	3,286	0	0	0	0	0.00 %
TOTAL NON-PERSONNEL COSTS			267,879	263,596	45,230	271,303	366,161	38.91 %
CP-COMPLIANCE			176,361	365,966	178,347	365,966	372,581	1.81 %
9030 CP-COMPLIANCE			176,361	365,966	178,347	365,966	372,581	1.81 %
2999030	50000-0	PERSONNEL SALARIES	116,393	240,384	99,125	240,384	256,315	6.63 %
2999030	50400-0	GROUP HEALTH INSURANCE	23,307	49,445	49,445	49,445	32,856	-33.55 %
2999030	50415-0	GROUP LIFE INSURANCE	476	1,434	575	1,434	1,521	6.07 %
2999030	50430-0	WORKERS COMP INSURANCE	689	1,298	1,298	1,298	1,384	6.63 %
2999030	50500-0	RETIREMENT/MEDICARE TAX	26,486	42,733	20,273	42,733	50,053	17.13 %
TOTAL PERSONNEL COSTS			167,351	335,294	170,716	335,294	342,129	2.04 %
2999030	50600-0	TRAINING OF PERSONNEL	895	2,500	431	2,500	2,500	0.00 %
2999030	50800-0	UNIFORMS	169	1,100	0	1,100	1,100	0.00 %
2999030	70000-0	DUES & LICENSES	0	300	0	300	300	0.00 %
2999030	70200-0	POSTAGE/SHIPPING CHARGES	390	5,000	188	5,000	5,000	0.00 %
2999030	70300-0	PRINTING & BINDING	28	500	388	500	500	0.00 %
2999030	70400-0	PUBLICATION & RECORDATION	5	2,072	318	2,072	2,072	0.00 %
2999030	70500-0	TELECOMMUNICATIONS	1,751	4,200	1,321	4,200	4,200	0.00 %
2999030	72600-0	TRANSPORTATION	3,992	11,000	3,184	11,000	10,780	-2.00 %
2999030	72700-0	SUPPLIES & MATERIALS	1,780	4,000	1,801	4,000	4,000	0.00 %
TOTAL NON-PERSONNEL COSTS			9,010	30,672	7,631	30,672	30,452	-0.72 %

**LAFAYETTE CONSOLIDATED GOVERNMENT
2024 - 2025 ADOPTED BUDGET
ANNUAL BUDGET BY FUND
CODES & PERMITS FUND DETAILED PRO FORMA**

<u>ACCOUNT</u>	<u>ACTUAL</u> <u>FY 22-23</u>	<u>CUR BUDGET</u> <u>FY 23-24</u>	<u>ACTUAL AT</u> <u>4/30/2024</u>	<u>PROJECTED</u> <u>FY 23-24</u>	<u>ADOPTED</u> <u>FY 24-25</u>	<u>ADOPTED</u> <u>VS</u> <u>CURRENT</u>
CP-PERMITTING	485,235	562,778	243,206	561,445	609,339	8.27 %
9040 CP-PERMITTING	485,235	562,778	243,206	561,445	609,339	8.27 %
2999040 50000-0 PERSONNEL SALARIES	292,649	297,362	134,924	297,362	338,011	13.67 %
2999040 50100-0 TEMPORARY EMPLOYEES	0	20,000	0	20,000	20,000	0.00 %
2999040 50200-0 OVERTIME	1,535	5,000	1,514	5,000	5,100	2.00 %
2999040 50400-0 GROUP HEALTH INSURANCE	40,684	38,332	38,332	38,332	49,392	28.85 %
2999040 50415-0 GROUP LIFE INSURANCE	1,242	1,735	796	1,735	1,953	12.56 %
2999040 50430-0 WORKERS COMP INSURANCE	1,576	1,604	1,604	1,604	1,825	13.78 %
2999040 50500-0 RETIREMENT/MEDICARE TAX	51,636	52,436	23,828	52,436	54,689	4.30 %
TOTAL PERSONNEL COSTS	389,322	416,469	200,998	416,469	470,970	13.09 %
2999040 50600-0 TRAINING OF PERSONNEL	1,226	5,500	782	5,500	5,500	0.00 %
2999040 50800-0 UNIFORMS	912	1,000	0	1,000	1,000	0.00 %
2999040 57030-0 SOFTWARE MAINTENANCE	76,886	0	0	0	0	0.00 %
2999040 69120-0 RENT	4,719	5,028	4,939	5,028	5,028	0.00 %
2999040 70000-0 DUES & LICENSES	225	350	235	350	350	0.00 %
2999040 70200-0 POSTAGE/SHIPPING CHARGES	2,179	4,752	1,071	4,752	4,752	0.00 %
2999040 70300-0 PRINTING & BINDING	897	734	0	734	734	0.00 %
2999040 70500-0 TELECOMMUNICATIONS	1,937	2,285	207	2,285	2,285	0.00 %
2999040 70800-0 TRAVEL & MEETINGS	0	216	0	216	216	0.00 %
2999040 70902-0 DUPLICATING EQUIPMENT EXPENSES	288	300	144	300	300	0.00 %
2999040 71022-0 CONTR SERV-SAAS COSTS	0	111,340	33,777	110,740	111,940	0.54 %
2999040 72600-0 TRANSPORTATION	0	200	0	200	196	-2.00 %
2999040 72700-0 SUPPLIES & MATERIALS	5,305	5,468	1,053	6,068	6,068	10.97 %
2999040 78000-0 UNINSURED LOSSES	1,339	9,136	0	7,803	0	-100.00 %
TOTAL NON-PERSONNEL COSTS	95,913	146,309	42,208	144,976	138,369	-5.43 %
CP-DIRECTOR'S OFFICE	754,387	907,952	321,836	915,915	742,541	-18.22 %
9041 CP-DO-DIRECTOR'S OFFICE	640,763	575,952	269,052	583,915	410,541	-28.72 %
2999041 50000-0 PERSONNEL SALARIES	303,545	286,931	124,850	286,931	292,885	2.08 %
2999041 50200-0 OVERTIME	0	1,040	0	1,040	1,061	2.02 %
2999041 50400-0 GROUP HEALTH INSURANCE	40,802	32,964	32,964	32,964	32,964	0.00 %
2999041 50415-0 GROUP LIFE INSURANCE	1,087	1,300	484	1,300	1,336	2.77 %
2999041 50430-0 WORKERS COMP INSURANCE	1,846	1,550	1,550	1,550	1,582	2.06 %
2999041 50500-0 RETIREMENT/MEDICARE TAX	81,420	70,301	24,678	70,301	45,451	-35.35 %
2999041 50900-0 ACCRUED SICK/ANNUAL LEAVE	155,022	156,366	79,532	156,366	0	-100.00 %
TOTAL PERSONNEL COSTS	583,722	550,452	264,058	550,452	375,279	-31.82 %
2999041 50600-0 TRAINING OF PERSONNEL	708	2,500	262	2,500	2,500	0.00 %
2999041 50800-0 UNIFORMS	157	300	0	300	300	0.00 %
2999041 50925-0 VEHICLE SUBSIDY LEASES	6,023	6,000	2,377	6,000	6,000	0.00 %
2999041 70000-0 DUES & LICENSES	225	1,000	315	1,000	1,000	0.00 %
2999041 70200-0 POSTAGE/SHIPPING CHARGES	1,905	3,000	33	3,000	3,000	0.00 %
2999041 70300-0 PRINTING & BINDING	29	2,000	0	2,000	2,000	0.00 %
2999041 70400-0 PUBLICATION & RECORDATION	555	1,000	13	1,000	1,000	0.00 %
2999041 70500-0 TELECOMMUNICATIONS	546	1,800	231	1,800	1,800	0.00 %
2999041 70800-0 TRAVEL & MEETINGS	142	1,000	19	1,000	1,000	0.00 %
2999041 70902-0 DUPLICATING EQUIPMENT EXPENSES	725	1,200	327	1,200	1,200	0.00 %
2999041 70907-0 CONTRACTUAL SERVICES	40,261	0	0	0	0	0.00 %
2999041 72600-0 TRANSPORTATION	1,446	2,700	292	2,700	2,700	0.00 %
2999041 72700-0 SUPPLIES & MATERIALS	1,893	3,000	1,125	3,000	3,000	0.00 %
2999041 78000-0 UNINSURED LOSSES	2,426	0	0	7,963	9,762	100.00 %
TOTAL NON-PERSONNEL COSTS	57,041	25,500	4,994	33,463	35,262	38.28 %

**LAFAYETTE CONSOLIDATED GOVERNMENT
2024 - 2025 ADOPTED BUDGET
ANNUAL BUDGET BY FUND
CODES & PERMITS FUND DETAILED PRO FORMA**

<u>ACCOUNT</u>	<u>ACTUAL</u> <u>FY 22-23</u>	<u>CUR BUDGET</u> <u>FY 23-24</u>	<u>ACTUAL AT</u> <u>4/30/2024</u>	<u>PROJECTED</u> <u>FY 23-24</u>	<u>ADOPTED</u> <u>FY 24-25</u>	<u>ADOPTED</u> <u>VS</u> <u>CURRENT</u>
9042 CP-DO-ADJUDICATION BUREAU	113,624	332,000	52,784	332,000	332,000	0.00 %
2999042 52000-0 LEGAL FEES	67,074	68,000	22,445	68,000	68,000	0.00 %
2999042 70200-0 POSTAGE/SHIPPING CHARGES	3,141	5,000	1,670	5,000	5,000	0.00 %
2999042 70400-0 PUBLICATION & RECORDATION	2,680	15,000	4,885	15,000	15,000	0.00 %
2999042 70907-0 CONTRACTUAL SERVICES	31,820	220,000	20,488	220,000	220,000	0.00 %
2999042 71028-0 CONTR SERV-HEARING OFFICERS	8,909	24,000	3,296	24,000	24,000	0.00 %
TOTAL NON-PERSONNEL COSTS	113,624	332,000	52,784	332,000	332,000	0.00 %
GRAND TOTAL EXPENDITURES	4,526,621	5,195,008	2,098,475	5,226,560	5,466,910	5.23 %
NET INCREASE (DECREASE)	(2)	(1)	(73,958)	0	0	-100.00 %
ENDING FUND BALANCE	0			0	0	

**LAFAYETTE CONSOLIDATED GOVERNMENT
2024 - 2025 ADOPTED BUDGET
MANNING TABLE FOR CODES & PERMITS FUND**

	PERSONNEL			CUR BUDGET FY 23-24	PROJECTED FY 23-24	ADOPTED FY 24-25
	CUR	PROJ	ADP			
FUND 299 - CODES & PERMITS FUND	52	52	53	2,704,765	2,704,765	2,994,445
COMMUNITY DEVELOPMENT & PLANNING	52	52	53	2,704,765	2,704,765	2,994,445
CP-PLANNING	9	9	9	458,102	458,102	507,567
AF 1033 SECRETARY II	1	1	1	32,082	32,082	37,781
AF 6114 DEVEL/PLAN MANAGER	1	1	1	67,517	67,517	71,636
AF 6115 PLANNER I	2	2	2	89,834	89,834	99,610
AF 6120 PLANNER II	5	5	5	268,669	268,669	298,540
TOTAL PERSONNEL 5901 CP-PLANNING	9	9	9	458,102	458,102	507,567
CP-DEVELOPMENT	9	9	10	488,439	488,439	579,329
AF 1033 SECRETARY II	1	1	1	37,701	37,701	42,973
AF 6114 DEVEL/PLAN MANAGER	1	1	1	64,759	64,759	68,878
AF 6115 PLANNER I	0	0	1	0	0	54,725
AF 6120 PLANNER II	7	7	7	385,979	385,979	412,753
TOTAL PERSONNEL 9010 CP-DEVELOPMENT	9	9	10	488,439	488,439	579,329
CP-CODES	17	17	17	955,857	955,857	1,020,338
AF 6140 PLANS REVIEWER	2	2	2	100,336	100,336	110,174
AF 6145 CHIEF CONSTRUCTION INSPECTOR	4	4	4	270,635	270,635	281,998
AF 6150 BUILDING OFFICIAL	1	1	1	93,866	93,866	89,295
AF 6151 CONSTRUCTION INSPECTOR I	7	7	7	323,426	323,426	357,737
AF 6152 CONSTRUCTION INSPECTOR II	2	2	2	106,038	106,038	115,231
AF 6153 CONSTRUCTION INSPECTOR III	1	1	1	61,556	61,556	65,903
TOTAL PERSONNEL 9020 CP-CODES	17	17	17	955,857	955,857	1,020,338
CP-COMPLIANCE	6	6	6	224,034	224,034	256,315
AF 1012 CLERK III	2	2	2	63,937	63,937	75,335
AF 6132 COMPLIANCE INSPECTOR	3	3	3	100,692	100,692	117,228
AF 6134 COMPLIANCE MANAGER	1	1	1	59,405	59,405	63,752
TOTAL PERSONNEL 9030 CP-COMPLIANCE	6	6	6	224,034	224,034	256,315
CP-PERMITTING	7	7	7	297,362	297,362	338,011
AF 1303 ACCOUNTING SPECIALIST	1	1	1	38,560	38,560	44,783
AF 6138 PERMIT CLERK	5	5	5	189,759	189,759	220,067
AF 6139 PERMIT MANAGER	1	1	1	69,043	69,043	73,161
TOTAL PERSONNEL 9040 CP-PERMITTING	7	7	7	297,362	297,362	338,011
CP-DIRECTOR'S OFFICE	4	4	4	280,971	280,971	292,885
AF 1002 DIRECTORS EXEC SECRETARY	1	1	1	40,445	40,445	45,479
AF 1060 FLOOD PLAIN ADMINISTRATOR	1	1	1	51,784	51,784	56,639
AF 1319 BUDGET ANALYST	1	1	1	57,297	57,297	59,322
AU 9013 DEPARTMENT DIRECTOR	1	1	1	131,445	131,445	131,445

* PART TIME POSITION

**LAFAYETTE CONSOLIDATED GOVERNMENT
2024 - 2025 ADOPTED BUDGET
MANNING TABLE FOR CODES & PERMITS FUND**

	PERSONNEL			CUR BUDGET <u>FY 23-24</u>	PROJECTED <u>FY 23-24</u>	ADOPTED <u>FY 24-25</u>
	<u>CUR</u>	<u>PROJ</u>	<u>ADP</u>			
TOTAL PERSONNEL 9041 CP-DO-DIRECTOR'S OFFICE	4	4	4	280,971	280,971	292,885
GRAND TOTAL	52	52	53	2,704,765	2,704,765	2,994,445

* PART TIME POSITION

FUND 352 – SALES TAX BOND SINKING
FD-1961



**LAFAYETTE CONSOLIDATED GOVERNMENT
2024 - 2025 ADOPTED BUDGET
ANNUAL BUDGET BY FUND**

352 SALES TAX BOND SINKING FD-1961 PRO FORMA

	Actual FY 22/23	Cur Budget FY 23/24	Actual At FY 23/24	Projected FY 23/24	Adopted FY 24/25
BEGINNING FUND BALANCE	6,645,733			6,847,941	7,004,105
ESTIMATED REVENUES:					
GENERAL SALES AND USE TAXES	13,053,184	12,956,137	6,278,169	13,585,495	13,127,378
INTEREST EARNINGS	202,337	147,361	150,738	228,110	228,110
INTERNAL TRANSFERS	610,754	(147,361)	-	-	-
TOTAL REVENUES	13,866,275	12,956,137	6,428,907	13,813,605	13,355,488
ESTIMATED EXPENDITURES:					
OFFICE OF FINANCE & MANAGEMENT	13,664,067	13,016,137	11,250,652	13,657,441	14,139,801
NET INCREASE (DECREASE)	202,208	(60,000)	(4,821,745)	156,164	(784,313)
ENDING FUND BALANCE	6,847,941			7,004,105	6,219,792

**LAFAYETTE CONSOLIDATED GOVERNMENT
2024 - 2025 ADOPTED BUDGET
ANNUAL BUDGET BY FUND
SALES TAX BOND SINKING FD-1961 DETAILED PRO FORMA**

<u>ACCOUNT</u>	<u>ACTUAL FY 22-23</u>	<u>CUR BUDGET FY 23-24</u>	<u>ACTUAL AT 4/30/2024</u>	<u>PROJECTED FY 23-24</u>	<u>ADOPTED FY 24-25</u>	<u>ADOPTED VS CURRENT</u>
BEGINNING FUND BALANCE	6,645,733			6,847,941	7,004,105	
ESTIMATED REVENUES:						
GENERAL SALES AND USE TAXES	13,053,184	12,956,137	6,278,169	13,585,495	13,127,378	1.32 %
3520999 40205-1961 SALES TAX REVENUES-CITY-1961	13,053,184	12,956,137	6,278,169	13,585,495	13,127,378	1.32 %
INTEREST EARNINGS	202,337	147,361	150,738	228,110	228,110	54.80 %
3520999 47000-0 INTEREST ON INVESTMENTS	187,341	147,361	150,738	228,110	228,110	54.80 %
3520999 47050-0 FMV-ADJ TO INVESTMENT	14,996	0	0	0	0	0.00 %
INTERNAL TRANSFERS	610,754	-147,361	0	0	0	-100.00 %
3520999 48500-215 CONTR FROM 61 S T TRUST FUND	0	-147,361	0	0	0	-100.00 %
3520999 48500-353 CONTR FROM 61 S T BOND RES	610,754	0	0	0	0	0.00 %
GRAND TOTAL REVENUES	13,866,275	12,956,137	6,428,907	13,813,605	13,355,488	3.08 %
ESTIMATED EXPENSES:						
OFFICE OF FINANCE & MANAGEMENT	13,664,067	13,016,137	11,250,652	13,657,441	14,139,801	8.63 %
FM-GENERAL ACCOUNTS	13,664,067	13,016,137	11,250,652	13,657,441	14,139,801	8.63 %
0170 FM-GENERAL ACCOUNTS	13,664,067	13,016,137	11,250,652	13,657,441	14,139,801	8.63 %
3520170 53050-0 PAYING AGENT FEES	40,447	60,000	21,830	60,000	60,000	0.00 %
3520170 74000-215 INT APP-61 S T TRUST FUND	0	0	0	228,110	228,110	100.00 %
3520170 74000-401 INT APP-CIP FUND	687,599	0	0	0	0	0.00 %
3520170 78555-0 DEBT SERVICE-PRINCIPAL	8,915,000	9,315,000	9,315,000	9,315,000	9,330,000	0.16 %
3520170 78556-0 DEBT SERVICE-INTEREST	4,021,021	3,641,137	1,913,822	4,054,331	4,521,691	24.18 %
TOTAL NON-PERSONNEL COSTS	13,664,067	13,016,137	11,250,652	13,657,441	14,139,801	8.63 %
GRAND TOTAL EXPENDITURES	13,664,067	13,016,137	11,250,652	13,657,441	14,139,801	8.63 %
NET INCREASE (DECREASE)	202,208	(60,000)	(4,821,745)	156,164	(784,313)	1,207.19 %
ENDING FUND BALANCE	6,847,941			7,004,105	6,219,792	

FUND 353 – SALES TAX BOND RESERVE
FD-1961



**LAFAYETTE CONSOLIDATED GOVERNMENT
2024 - 2025 ADOPTED BUDGET
ANNUAL BUDGET BY FUND**

353 SALES TAX BOND RESERVE FD-1961 PRO FORMA

	Actual FY 22/23	Cur Budget FY 23/24	Actual At FY 23/24	Projected FY 23/24	Adopted FY 24/25
BEGINNING FUND BALANCE	7,646,450			7,249,029	7,888,070
ESTIMATED REVENUES:					
INTEREST EARNINGS	302,439	74,547	178,016	295,551	295,551
INTERNAL TRANSFERS	-	-	-	639,041	51,226
TOTAL REVENUES	302,439	74,547	178,016	934,592	346,777
ESTIMATED EXPENDITURES:					
OFFICE OF FINANCE & MANAGEMENT	699,860	74,547	130,417	295,551	295,551
NET INCREASE (DECREASE)	(397,421)	-	47,599	639,041	51,226
ENDING FUND BALANCE	7,249,029			7,888,070	7,939,296

**LAFAYETTE CONSOLIDATED GOVERNMENT
2024 - 2025 ADOPTED BUDGET
ANNUAL BUDGET BY FUND
SALES TAX BOND RESERVE FD-1961 DETAILED PRO FORMA**

<u>ACCOUNT</u>	<u>ACTUAL FY 22-23</u>	<u>CUR BUDGET FY 23-24</u>	<u>ACTUAL AT 4/30/2024</u>	<u>PROJECTED FY 23-24</u>	<u>ADOPTED FY 24-25</u>	<u>ADOPTED VS CURRENT</u>
BEGINNING FUND BALANCE	7,646,450			7,249,029	7,888,070	
ESTIMATED REVENUES:						
INTEREST EARNINGS	302,439	74,547	178,016	295,551	295,551	296.46 %
3530999 47000-0 INTEREST ON INVESTMENTS	236,228	74,547	178,016	295,551	295,551	296.46 %
3530999 47050-0 FMV-ADJ TO INVESTMENT	66,211	0	0	0	0	0.00 %
INTERNAL TRANSFERS	0	0	0	639,041	51,226	0.00 %
3530999 48500-441 CONTR FROM CITY COMBINED BOND	0	0	0	639,041	0	0.00 %
3530999 48500-461 CONTR FROM 1961 SALES TAX CAP	0	0	0	0	51,226	0.00 %
GRAND TOTAL REVENUES	302,439	74,547	178,016	934,592	346,777	365.18 %
ESTIMATED EXPENSES:						
OFFICE OF FINANCE & MANAGEMENT	699,860	74,547	130,417	295,551	295,551	296.46 %
FM-GENERAL ACCOUNTS	699,860	74,547	130,417	295,551	295,551	296.46 %
0170 FM-GENERAL ACCOUNTS	699,860	74,547	130,417	295,551	295,551	296.46 %
3530170 74000-215 INT APP-61 S T TRUST FUND	89,106	74,547	130,417	295,551	295,551	296.46 %
3530170 74000-352 INT APP-61 ST BOND SINKING FD	610,754	0	0	0	0	0.00 %
TOTAL NON-PERSONNEL COSTS	699,860	74,547	130,417	295,551	295,551	296.46 %
GRAND TOTAL EXPENDITURES	699,860	74,547	130,417	295,551	295,551	296.46 %
NET INCREASE (DECREASE)	(397,421)	0	47,599	639,041	51,226	100.00 %
ENDING FUND BALANCE	7,249,029			7,888,070	7,939,296	

FUND 354 – SALES TAX BOND SINKING
FD-1985



**LAFAYETTE CONSOLIDATED GOVERNMENT
2024 - 2025 ADOPTED BUDGET
ANNUAL BUDGET BY FUND**

354 SALES TAX BOND SINKING FD-1985 PRO FORMA

	Actual FY 22/23	Cur Budget FY 23/24	Actual At FY 23/24	Projected FY 23/24	Adopted FY 24/25
BEGINNING FUND BALANCE	3,712,500			2,942,500	3,082,500
ESTIMATED REVENUES:					
GENERAL SALES AND USE TAXES	10,071,269	9,168,097	4,606,922	9,967,533	10,396,086
INTEREST EARNINGS	189,552	109,497	122,987	181,612	181,612
INTERNAL TRANSFERS	537,092	-	-	-	380,831
TOTAL REVENUES	10,797,913	9,277,594	4,729,909	10,149,145	10,958,529
ESTIMATED EXPENDITURES:					
OFFICE OF FINANCE & MANAGEMENT	11,567,913	9,322,594	7,594,720	10,009,145	11,073,530
NET INCREASE (DECREASE)	(770,000)	(45,000)	(2,864,811)	140,000	(115,001)
ENDING FUND BALANCE	2,942,500			3,082,500	2,967,499

**LAFAYETTE CONSOLIDATED GOVERNMENT
2024 - 2025 ADOPTED BUDGET
ANNUAL BUDGET BY FUND
SALES TAX BOND SINKING FD-1985 DETAILED PRO FORMA**

<u>ACCOUNT</u>	<u>ACTUAL</u> <u>FY 22-23</u>	<u>CUR BUDGET</u> <u>FY 23-24</u>	<u>ACTUAL AT</u> <u>4/30/2024</u>	<u>PROJECTED</u> <u>FY 23-24</u>	<u>ADOPTED</u> <u>FY 24-25</u>	<u>ADOPTED</u> <u>VS</u> <u>CURRENT</u>
BEGINNING FUND BALANCE	3,712,500			2,942,500	3,082,500	
ESTIMATED REVENUES:						
GENERAL SALES AND USE TAXES	10,071,269	9,168,097	4,606,922	9,967,533	10,396,086	13.39 %
3540999 40205-1985 SALES TAX REVENUES-CITY-1985	10,071,269	9,168,097	4,606,922	9,967,533	10,396,086	13.39 %
INTEREST EARNINGS	189,552	109,497	122,987	181,612	181,612	65.86 %
3540999 47000-0 INTEREST ON INVESTMENTS	189,552	109,497	122,987	181,612	181,612	65.86 %
INTERNAL TRANSFERS	537,092	0	0	0	380,831	0.00 %
3540999 48500-355 CONTR FROM 85 S T BOND RES	537,092	0	0	0	380,831	0.00 %
GRAND TOTAL REVENUES	10,797,913	9,277,594	4,729,909	10,149,145	10,958,529	18.12 %
ESTIMATED EXPENSES:						
OFFICE OF FINANCE & MANAGEMENT	11,567,913	9,322,594	7,594,720	10,009,145	11,073,530	18.78 %
FM-GENERAL ACCOUNTS	11,567,913	9,322,594	7,594,720	10,009,145	11,073,530	18.78 %
0170 FM-GENERAL ACCOUNTS	11,567,913	9,322,594	7,594,720	10,009,145	11,073,530	18.78 %
3540170 53050-0 PAYING AGENT FEES	34,613	45,000	16,564	45,000	45,000	0.00 %
3540170 74000-222 INT APP-85 S T TRUST FUND	0	109,497	0	181,612	181,612	65.86 %
3540170 74000-401 INT APP-CIP FUND	551,028	0	0	0	0	0.00 %
3540170 74000-485 INT APP-1985 SALES TAX CAP IMP	0	0	0	0	380,831	100.00 %
3540170 78555-0 DEBT SERVICE-PRINCIPAL	7,425,000	5,885,000	5,885,000	5,885,000	6,165,000	4.76 %
3540170 78556-0 DEBT SERVICE-INTEREST	3,557,272	3,283,097	1,693,156	3,897,533	4,301,087	31.01 %
TOTAL NON-PERSONNEL COSTS	11,567,913	9,322,594	7,594,720	10,009,145	11,073,530	18.78 %
GRAND TOTAL EXPENDITURES	11,567,913	9,322,594	7,594,720	10,009,145	11,073,530	18.78 %
NET INCREASE (DECREASE)	(770,000)	(45,000)	(2,864,811)	140,000	(115,001)	155.56 %
ENDING FUND BALANCE	2,942,500			3,082,500	2,967,499	

FUND 355 – SALES TAX BOND RESERVE
FD-1985



**LAFAYETTE CONSOLIDATED GOVERNMENT
2024 - 2025 ADOPTED BUDGET
ANNUAL BUDGET BY FUND**

355 SALES TAX BOND RESERVE FD-1985 PRO FORMA

	Actual FY 22/23	Cur Budget FY 23/24	Actual At FY 23/24	Projected FY 23/24	Adopted FY 24/25
BEGINNING FUND BALANCE	7,379,378			7,073,790	7,825,669
ESTIMATED REVENUES:					
INTEREST EARNINGS	311,221	43,029	127,065	209,483	209,483
INTERNAL TRANSFERS	(537,092)	-	-	751,879	-
TOTAL REVENUES	(225,871)	43,029	127,065	961,362	209,483
ESTIMATED EXPENDITURES:					
OFFICE OF FINANCE & MANAGEMENT	79,717	43,029	125,813	209,483	590,314
NET INCREASE (DECREASE)	(305,588)	-	1,252	751,879	(380,831)
ENDING FUND BALANCE	7,073,790			7,825,669	7,444,838

**LAFAYETTE CONSOLIDATED GOVERNMENT
2024 - 2025 ADOPTED BUDGET
ANNUAL BUDGET BY FUND
SALES TAX BOND RESERVE FD-1985 DETAILED PRO FORMA**

<u>ACCOUNT</u>	<u>ACTUAL</u> <u>FY 22-23</u>	<u>CUR BUDGET</u> <u>FY 23-24</u>	<u>ACTUAL AT</u> <u>4/30/2024</u>	<u>PROJECTED</u> <u>FY 23-24</u>	<u>ADOPTED</u> <u>FY 24-25</u>	<u>ADOPTED</u> <u>VS</u> <u>CURRENT</u>
BEGINNING FUND BALANCE	7,379,378			7,073,790	7,825,669	
ESTIMATED REVENUES:						
INTEREST EARNINGS	311,221	43,029	127,065	209,483	209,483	386.84 %
3550999 47000-0 INTEREST ON INVESTMENTS	150,045	43,029	127,065	209,483	209,483	386.84 %
3550999 47050-0 FMV-ADJ TO INVESTMENT	161,176	0	0	0	0	0.00 %
INTERNAL TRANSFERS	-537,092	0	0	751,879	0	0.00 %
3550999 48500-354 CONTR FROM 85 S T BOND SINK FD	-537,092	0	0	0	0	0.00 %
3550999 48500-441 CONTR FROM CITY COMBINED BOND	0	0	0	751,879	0	0.00 %
GRAND TOTAL REVENUES	-225,871	43,029	127,065	961,362	209,483	386.84 %
ESTIMATED EXPENSES:						
OFFICE OF FINANCE & MANAGEMENT	79,717	43,029	125,813	209,483	590,314	1,271.90 %
FM-GENERAL ACCOUNTS	79,717	43,029	125,813	209,483	590,314	1,271.90 %
0170 FM-GENERAL ACCOUNTS	79,717	43,029	125,813	209,483	590,314	1,271.90 %
3550170 74000-222 INT APP-85 S T TRUST FUND	79,717	43,029	125,813	209,483	209,483	386.84 %
3550170 74000-354 INT APP-85 ST BOND SINKING FD	0	0	0	0	380,831	100.00 %
TOTAL NON-PERSONNEL COSTS	79,717	43,029	125,813	209,483	590,314	1,271.90 %
GRAND TOTAL EXPENDITURES	79,717	43,029	125,813	209,483	590,314	1,271.90 %
NET INCREASE (DECREASE)	(305,588)	0	1,252	751,879	(380,831)	-100.00 %
ENDING FUND BALANCE	7,073,790			7,825,669	7,444,838	

FUND 356 – CONTINGENCY SINKING FUND
PARISH



**LAFAYETTE CONSOLIDATED GOVERNMENT
2024 - 2025 ADOPTED BUDGET
ANNUAL BUDGET BY FUND**

356 CONTINGENCY SINKING FD-PARISH PRO FORMA

	Actual FY 22/23	Cur Budget FY 23/24	Actual At FY 23/24	Projected FY 23/24	Adopted FY 24/25
BEGINNING FUND BALANCE	4,332,299			3,821,357	3,551,425
ESTIMATED REVENUES:					
GENERAL PROPERTY TAXES	4,418,403	4,427,820	4,708,144	4,708,144	4,675,778
OTHER TAXES	13,737	6,712	3,069	6,712	6,712
INTEREST EARNINGS	181,023	60,960	92,975	159,594	159,594
TOTAL REVENUES	4,613,163	4,495,492	4,804,188	4,874,450	4,842,084
ESTIMATED EXPENDITURES:					
OFFICE OF FINANCE & MANAGEMENT	5,124,105	5,144,382	4,655,061	5,144,382	5,177,817
NET INCREASE (DECREASE)	(510,942)	(648,890)	149,127	(269,932)	(335,733)
ENDING FUND BALANCE	3,821,357			3,551,425	3,215,692

**LAFAYETTE CONSOLIDATED GOVERNMENT
2024 - 2025 ADOPTED BUDGET
ANNUAL BUDGET BY FUND
CONTINGENCY SINKING FD-PARISH DETAILED PRO FORMA**

<u>ACCOUNT</u>	<u>ACTUAL FY 22-23</u>	<u>CUR BUDGET FY 23-24</u>	<u>ACTUAL AT 4/30/2024</u>	<u>PROJECTED FY 23-24</u>	<u>ADOPTED FY 24-25</u>	<u>ADOPTED VS CURRENT</u>
BEGINNING FUND BALANCE	4,332,299			3,821,357	3,551,425	
ESTIMATED REVENUES:						
GENERAL PROPERTY TAXES	4,418,403	4,427,820	4,708,144	4,708,144	4,675,778	5.60 %
3560999 40032-0 DEBT SERVICE MILLAGE	4,418,403	4,427,820	4,708,144	4,708,144	4,675,778	5.60 %
OTHER TAXES	13,737	6,712	3,069	6,712	6,712	0.00 %
3560999 40450-0 INT ON AD VALOREM TAXES-CY	13,737	6,712	3,069	6,712	6,712	0.00 %
INTEREST EARNINGS	181,023	60,960	92,975	159,594	159,594	161.80 %
3560999 47000-0 INTEREST ON INVESTMENTS	132,943	60,960	92,975	159,594	159,594	161.80 %
3560999 47050-0 FMV-ADJ TO INVESTMENT	48,080	0	0	0	0	0.00 %
GRAND TOTAL REVENUES	4,613,163	4,495,492	4,804,188	4,874,450	4,842,084	7.71 %
ESTIMATED EXPENSES:						
OFFICE OF FINANCE & MANAGEMENT	5,124,105	5,144,382	4,655,061	5,144,382	5,177,817	0.65 %
FM-GENERAL ACCOUNTS	5,124,105	5,144,382	4,655,061	5,144,382	5,177,817	0.65 %
0170 FM-GENERAL ACCOUNTS	5,124,105	5,144,382	4,655,061	5,144,382	5,177,817	0.65 %
3560170 53050-0 PAYING AGENT FEES	3,000	5,000	1,000	5,000	5,000	0.00 %
3560170 78555-0 DEBT SERVICE-PRINCIPAL	3,740,000	3,910,000	3,910,000	3,910,000	4,100,000	4.86 %
3560170 78556-0 DEBT SERVICE-INTEREST	1,221,150	1,059,950	570,563	1,059,950	897,475	-15.33 %
3560170 80420-0 TAX DEDUCTIONS-RETIREMENT	159,955	169,432	173,498	169,432	175,342	3.49 %
TOTAL NON-PERSONNEL COSTS	5,124,105	5,144,382	4,655,061	5,144,382	5,177,817	0.65 %
GRAND TOTAL EXPENDITURES	5,124,105	5,144,382	4,655,061	5,144,382	5,177,817	0.65 %
NET INCREASE (DECREASE)	(510,942)	(648,890)	149,127	(269,932)	(335,733)	-48.26 %
ENDING FUND BALANCE	3,821,357			3,551,425	3,215,692	

FUND 357 – 2011 CITY CERT OF IND
SK-HFARM



**LAFAYETTE CONSOLIDATED GOVERNMENT
2024 - 2025 ADOPTED BUDGET
ANNUAL BUDGET BY FUND**

357 2011 CITY CERT OF IND SK-HFARM PRO FORMA

	Actual FY 22/23	Cur Budget FY 23/24	Actual At FY 23/24	Projected FY 23/24	Adopted FY 24/25
BEGINNING FUND BALANCE	363,506			388,079	402,558
ESTIMATED REVENUES:					
GENERAL SALES AND USE TAXES	539,149	531,812	270,939	531,812	538,653
INTEREST EARNINGS	14,573	4,482	9,960	14,479	14,479
TOTAL REVENUES	553,722	536,294	280,899	546,291	553,132
ESTIMATED EXPENDITURES:					
OFFICE OF FINANCE & MANAGEMENT	529,149	531,812	512,831	531,812	538,653
NET INCREASE (DECREASE)	24,573	4,482	(231,932)	14,479	14,479
ENDING FUND BALANCE	388,079			402,558	417,037

**LAFAYETTE CONSOLIDATED GOVERNMENT
2024 - 2025 ADOPTED BUDGET
ANNUAL BUDGET BY FUND
2011 CITY CERT OF IND SK-HFARM DETAILED PRO FORMA**

<u>ACCOUNT</u>	<u>ACTUAL FY 22-23</u>	<u>CUR BUDGET FY 23-24</u>	<u>ACTUAL AT 4/30/2024</u>	<u>PROJECTED FY 23-24</u>	<u>ADOPTED FY 24-25</u>	<u>ADOPTED VS CURRENT</u>
BEGINNING FUND BALANCE	363,506			388,079	402,558	
ESTIMATED REVENUES:						
GENERAL SALES AND USE TAXES	539,149	531,812	270,939	531,812	538,653	1.29 %
3570999 40205-1961 SALES TAX REVENUES-CITY-1961	539,149	531,812	270,939	531,812	538,653	1.29 %
INTEREST EARNINGS	14,573	4,482	9,960	14,479	14,479	223.05 %
3570999 47000-0 INTEREST ON INVESTMENTS	10,806	4,482	9,960	14,479	14,479	223.05 %
3570999 47050-0 FMV-ADJ TO INVESTMENT	3,767	0	0	0	0	0.00 %
GRAND TOTAL REVENUES	553,722	536,294	280,899	546,291	553,132	3.14 %
ESTIMATED EXPENSES:						
OFFICE OF FINANCE & MANAGEMENT	529,149	531,812	512,831	531,812	538,653	1.29 %
FM-GENERAL ACCOUNTS	529,149	531,812	512,831	531,812	538,653	1.29 %
0170 FM-GENERAL ACCOUNTS	529,149	531,812	512,831	531,812	538,653	1.29 %
3570170 78555-0 DEBT SERVICE-PRINCIPAL	465,000	485,000	485,000	485,000	510,000	5.15 %
3570170 78556-0 DEBT SERVICE-INTEREST	64,149	46,812	27,831	46,812	28,653	-38.79 %
TOTAL NON-PERSONNEL COSTS	529,149	531,812	512,831	531,812	538,653	1.29 %
GRAND TOTAL EXPENDITURES	529,149	531,812	512,831	531,812	538,653	1.29 %
NET INCREASE (DECREASE)	24,573	4,482	(231,932)	14,479	14,479	223.05 %
ENDING FUND BALANCE	388,079			402,558	417,037	

FUND 358 – LIMITED TAX REFUND BDS SK



**LAFAYETTE CONSOLIDATED GOVERNMENT
2024 - 2025 ADOPTED BUDGET
ANNUAL BUDGET BY FUND**

358 LIMITED TAX REFUND BDS SK PRO FORMA

	Actual FY 22/23	Cur Budget FY 23/24	Actual At FY 23/24	Projected FY 23/24	Adopted FY 24/25
BEGINNING FUND BALANCE	504,896			540,599	540,599
ESTIMATED REVENUES:					
INTEREST EARNINGS	36,703	12,568	32,834	39,579	39,579
INTERNAL TRANSFERS	2,791,652	2,787,139	2,787,138	2,750,160	2,751,742
TOTAL REVENUES	2,828,355	2,799,707	2,819,972	2,789,739	2,791,321
ESTIMATED EXPENDITURES:					
OFFICE OF FINANCE & MANAGEMENT	2,792,652	2,789,739	2,640,343	2,789,739	2,791,321
NET INCREASE (DECREASE)	35,703	9,968	179,629	-	-
ENDING FUND BALANCE	540,599			540,599	540,599

**LAFAYETTE CONSOLIDATED GOVERNMENT
2024 - 2025 ADOPTED BUDGET
ANNUAL BUDGET BY FUND
LIMITED TAX REFUND BDS SK DETAILED PRO FORMA**

<u>ACCOUNT</u>	<u>ACTUAL FY 22-23</u>	<u>CUR BUDGET FY 23-24</u>	<u>ACTUAL AT 4/30/2024</u>	<u>PROJECTED FY 23-24</u>	<u>ADOPTED FY 24-25</u>	<u>ADOPTED VS CURRENT</u>
BEGINNING FUND BALANCE	504,896			540,599	540,599	
ESTIMATED REVENUES:						
INTEREST EARNINGS	36,703	12,568	32,834	39,579	39,579	214.92 %
3580999 47000-0 INTEREST ON INVESTMENTS	31,477	12,568	32,834	39,579	39,579	214.92 %
3580999 47050-0 FMV-ADJ TO INVESTMENT	5,226	0	0	0	0	0.00 %
INTERNAL TRANSFERS	2,791,652	2,787,139	2,787,138	2,750,160	2,751,742	-1.27 %
3580999 48500-101 CONTR FROM CITY GENERAL FUND	2,791,652	2,787,139	2,787,138	2,750,160	2,751,742	-1.27 %
GRAND TOTAL REVENUES	2,828,355	2,799,707	2,819,972	2,789,739	2,791,321	-0.30 %
ESTIMATED EXPENSES:						
OFFICE OF FINANCE & MANAGEMENT	2,792,652	2,789,739	2,640,343	2,789,739	2,791,321	0.06 %
FM-GENERAL ACCOUNTS	2,792,652	2,789,739	2,640,343	2,789,739	2,791,321	0.06 %
0170 FM-GENERAL ACCOUNTS	2,792,652	2,789,739	2,640,343	2,789,739	2,791,321	0.06 %
3580170 53050-0 PAYING AGENT FEES	1,000	2,600	0	2,600	2,600	0.00 %
3580170 78555-0 DEBT SERVICE-PRINCIPAL	2,475,000	2,485,000	2,485,000	2,485,000	2,505,000	0.80 %
3580170 78556-0 DEBT SERVICE-INTEREST	316,652	302,139	155,343	302,139	283,721	-6.10 %
TOTAL NON-PERSONNEL COSTS	2,792,652	2,789,739	2,640,343	2,789,739	2,791,321	0.06 %
GRAND TOTAL EXPENDITURES	2,792,652	2,789,739	2,640,343	2,789,739	2,791,321	0.06 %
NET INCREASE (DECREASE)	35,703	9,968	179,629	0	0	-100.00 %
ENDING FUND BALANCE	540,599			540,599	540,599	

FUND 401 – SALES TAX CAPITAL
IMPROVEMENT - CITY



**LAFAYETTE CONSOLIDATED GOVERNMENT
2024 - 2025 ADOPTED BUDGET
ANNUAL BUDGET BY FUND**

401 SALES TAX CAP IMPROV-CITY PRO FORMA

	Actual FY 22/23	Cur Budget FY 23/24	Actual At FY 23/24	Projected FY 23/24	Adopted FY 24/25
BEGINNING FUND BALANCE	80,174,881			-	-
ESTIMATED REVENUES:					
GENERAL SALES AND USE TAXES	43,692,227	42,950,238	16,505,347	-	-
CHARGES FOR SERVICES	2,085	3,949	3,200	-	-
INTEREST EARNINGS	3,247,785	919,609	1,830,631	-	-
INTERNAL TRANSFERS	11,230,281	9,133,173	1,084,295	-	-
OTHER REVENUES	-	10,949	2,738	-	-
MISCELLANEOUS REVENUES	203,832	-	50	-	-
TOTAL REVENUES	58,376,210	53,017,918	19,426,261	-	-
ESTIMATED EXPENDITURES:					
EO-LEGISLATIVE/JUDICIAL/OTHER	363,327	7,206,028	-	-	-
EO-EXECUTIVE	502	189,016	-	-	-
LEGAL DEPARTMENT	-	12,000	-	-	-
OFFICE OF FINANCE & MANAGEMENT	1,176,218	3,766,503	551,954	-	-
DEPT OF INNOVATION & TECHNOLOGY	1,246,142	17,817,958	2,516,904	-	-
POLICE DEPARTMENT	8,290,124	12,518,996	3,908,600	-	-
FIRE DEPARTMENT	2,595,931	13,489,425	3,957,024	-	-
PUBLIC WORKS DEPARTMENT	21,044,272	43,002,851	8,920,999	-	-
DRAINAGE DEPARTMENT	3,116,520	8,692,888	1,869,080	-	-
TRAFFIC, ROADS & BRIDGES DEPT	2,449,708	12,897,790	1,878,588	-	-
PARKS ARTS RECREATION CULTURE	3,392,369	9,027,786	839,420	-	-
COMMUNITY DEVELOPMENT & PLANNING	1,293,510	10,101,511	396,412	-	-
TOTAL EXPENDITURES	44,968,623	138,722,752	24,838,981	-	-
NET INCREASE (DECREASE)	13,407,587	(85,704,834)	(5,412,720)	-	-
ENDING FUND BALANCE	93,582,468			-	-

**LAFAYETTE CONSOLIDATED GOVERNMENT
2024 - 2025 ADOPTED BUDGET
ANNUAL BUDGET BY FUND
SALES TAX CAP IMPROV-CITY DETAILED PRO FORMA**

<u>ACCOUNT</u>	<u>ACTUAL FY 22-23</u>	<u>CUR BUDGET FY 23-24</u>	<u>ACTUAL AT 4/30/2024</u>	<u>PROJECTED FY 23-24</u>	<u>ADOPTED FY 24-25</u>	<u>ADOPTED VS CURRENT</u>
BEGINNING FUND BALANCE	80,174,883			0	0	
ESTIMATED REVENUES:						
GENERAL SALES AND USE TAXES	43,692,227	42,950,238	16,505,347	0	0	-100.00 %
4010999 40205-1961 SALES TAX REVENUES-CITY-1961	23,558,136	22,357,673	8,695,316	0	0	-100.00 %
4010999 40205-1985 SALES TAX REVENUES-CITY-1985	20,134,091	20,592,565	7,810,031	0	0	-100.00 %
CHARGES FOR SERVICES	2,085	3,949	3,200	0	0	-100.00 %
4010999 43012-0 LCG STD SPECS MANUAL FEES	2,085	3,949	3,200	0	0	-100.00 %
INTEREST EARNINGS	3,247,785	919,609	1,830,631	0	0	-100.00 %
4010999 47000-0 INTEREST ON INVESTMENTS	2,502,067	919,609	1,830,631	0	0	-100.00 %
4010999 47050-0 FMV-ADJ TO INVESTMENT	745,718	0	0	0	0	0.00 %
INTERNAL TRANSFERS	11,230,281	9,133,173	1,084,295	0	0	-100.00 %
4010999 48500-101 CONTR FROM CITY GENERAL FUND	8,538,452	6,583,201	0	0	0	-100.00 %
4010999 48500-105 CONTR FROM PARISH GENERAL FUND	50,933	958,736	354,747	0	0	-100.00 %
4010999 48500-127 CONTR FROM GRANTS-STATE	304,450	0	0	0	0	0.00 %
4010999 48500-128 CONTR FROM GRANTS-OTHER	0	-20,161	0	0	0	-100.00 %
4010999 48500-215 CONTR FROM 61 S T TRUST FUND	89,106	261,977	130,417	0	0	-100.00 %
4010999 48500-222 CONTR FROM 85 S T TRUST FUND	79,717	185,638	125,813	0	0	-100.00 %
4010999 48500-260 CONTR FROM ROAD & BRIDGE MAINT CONTR FROM DRAINAGE MAINT	464,498	581,891	236,659	0	0	-100.00 %
4010999 48500-261 FUND	464,498	581,891	236,659	0	0	-100.00 %
4010999 48500-352 CONTR FROM 61 S T BOND SINK FD	687,599	0	0	0	0	0.00 %
4010999 48500-354 CONTR FROM 85 S T BOND SINK FD	551,028	0	0	0	0	0.00 %
OTHER REVENUES	0	10,949	2,738	0	0	-100.00 %
4010999 49325-0 STATE OF LA-DOTD COMMUNITY FOUNDATN OF	0	10,950	2,738	0	0	-100.00 %
4010999 49607-0 ACADIANA	0	-1	0	0	0	-100.00 %
MISCELLANEOUS REVENUES	203,832	0	50	0	0	0.00 %
4010999 49800-0 MISCELLANEOUS REVENUES	0	0	50	0	0	0.00 %
4010999 49900-0 AUCTION PROCEEDS	169,261	0	0	0	0	0.00 %
4010999 49902-0 AUCTION PROCEEDS-ON-LINE	34,571	0	0	0	0	0.00 %
GRAND TOTAL REVENUES	58,376,210	53,017,918	19,426,261	0	0	-100.00 %
ESTIMATED EXPENSES:						
EO-LEGISLATIVE/JUDICIAL/OTHER	363,327	7,206,028	0	0	0	-100.00 %
EO-COUNCIL OFFICE	18,118	5,538,755	0	0	0	-100.00 %
1100 EO-COUNCIL OFFICE ADMIN	18,118	5,510,879	0	0	0	-100.00 %
4011100 77140-0 RESERVE-DIRECTOR'S	0	2,500	0	0	0	-100.00 %
4011100 77380-0 RESERVE-NEW DEBT	0	5,504,797	0	0	0	-100.00 %
4011100 89000-0 CAPITAL OUTLAY	18,118	3,582	0	0	0	-100.00 %
TOTAL NON-PERSONNEL COSTS	18,118	5,510,879	0	0	0	-100.00 %
1101 EO-COUNCIL OFFICE-CITY	0	27,876	0	0	0	-100.00 %
4011101 89000-0 CAPITAL OUTLAY	0	27,876	0	0	0	-100.00 %
TOTAL NON-PERSONNEL COSTS	0	27,876	0	0	0	-100.00 %

**LAFAYETTE CONSOLIDATED GOVERNMENT
2024 - 2025 ADOPTED BUDGET
ANNUAL BUDGET BY FUND
SALES TAX CAP IMPROV-CITY DETAILED PRO FORMA**

ACCOUNT	ACTUAL FY 22-23	CUR BUDGET FY 23-24	ACTUAL AT 4/30/2024	PROJECTED FY 23-24	ADOPTED FY 24-25	ADOPTED VS CURRENT
EO-CITY COURT	83,152	1,377,000	0	0	0	-100.00 %
1130 EO-CITY COURT	83,152	1,377,000	0	0	0	-100.00 %
4011130 89000-0 CAPITAL OUTLAY	83,152	1,377,000	0	0	0	-100.00 %
TOTAL NON-PERSONNEL COSTS	83,152	1,377,000	0	0	0	-100.00 %
EO-CITY MARSHAL	262,057	290,273	0	0	0	-100.00 %
1131 EO-CITY MARSHAL	262,057	290,273	0	0	0	-100.00 %
4011131 89000-0 CAPITAL OUTLAY	262,057	290,273	0	0	0	-100.00 %
TOTAL NON-PERSONNEL COSTS	262,057	290,273	0	0	0	-100.00 %
EO-EXECUTIVE	502	189,016	0	0	0	-100.00 %
EO-MAYOR-PRESIDENT'S OFFICE	0	22,000	0	0	0	-100.00 %
1200 EO-MAYOR-PRESIDENT'S OFFICE	0	22,000	0	0	0	-100.00 %
4011200 77140-0 RESERVE-DIRECTOR'S	0	7,000	0	0	0	-100.00 %
4011200 89000-0 CAPITAL OUTLAY	0	15,000	0	0	0	-100.00 %
TOTAL NON-PERSONNEL COSTS	0	22,000	0	0	0	-100.00 %
EO-CAO-ADMINISTRATION	0	2,000	0	0	0	-100.00 %
1210 EO-CAO-ADMINISTRATION	0	2,000	0	0	0	-100.00 %
4011210 77140-0 RESERVE-DIRECTOR'S	0	2,000	0	0	0	-100.00 %
TOTAL NON-PERSONNEL COSTS	0	2,000	0	0	0	-100.00 %
EO-CAO-INTERNATIONAL TRADE	0	43,600	0	0	0	-100.00 %
1217 EO-CAO-INTERNATIONAL TRADE	0	43,600	0	0	0	-100.00 %
4011217 89000-0 CAPITAL OUTLAY	0	43,600	0	0	0	-100.00 %
TOTAL NON-PERSONNEL COSTS	0	43,600	0	0	0	-100.00 %
EO-CAO-HUMAN RESOURCES	502	0	0	0	0	0.00 %
2161 EO-CAO-HUMAN RESOURCES	502	0	0	0	0	0.00 %
4012161 89000-0 CAPITAL OUTLAY	502	0	0	0	0	0.00 %
TOTAL NON-PERSONNEL COSTS	502	0	0	0	0	0.00 %
EO-CAO-311 C/P COMM SRVS	0	121,416	0	0	0	-100.00 %
2163 EO-CAO-COMMUNICATIONS/311	0	121,416	0	0	0	-100.00 %
4012163 89000-0 CAPITAL OUTLAY	0	121,416	0	0	0	-100.00 %
TOTAL NON-PERSONNEL COSTS	0	121,416	0	0	0	-100.00 %
LEGAL DEPARTMENT	0	12,000	0	0	0	-100.00 %
LD-CITY PROSECUTOR	0	12,000	0	0	0	-100.00 %
1401 LD-CITY PROSECUTOR	0	12,000	0	0	0	-100.00 %
4011401 89000-0 CAPITAL OUTLAY	0	12,000	0	0	0	-100.00 %
TOTAL NON-PERSONNEL COSTS	0	12,000	0	0	0	-100.00 %
OFFICE OF FINANCE & MANAGEMENT	1,176,218	3,766,503	551,954	0	0	-100.00 %
FM-CHIEF FINANCIAL OFFICER	1,641	5,000	0	0	0	-100.00 %
0100 FM-CHIEF FINANCIAL OFFICER	1,641	5,000	0	0	0	-100.00 %
4010100 77140-0 RESERVE-DIRECTOR'S	0	5,000	0	0	0	-100.00 %
4010100 89000-0 CAPITAL OUTLAY	1,641	0	0	0	0	0.00 %
TOTAL NON-PERSONNEL COSTS	1,641	5,000	0	0	0	-100.00 %
FM-ACCOUNTING	0	7,125	6,798	0	0	-100.00 %

**LAFAYETTE CONSOLIDATED GOVERNMENT
2024 - 2025 ADOPTED BUDGET
ANNUAL BUDGET BY FUND
SALES TAX CAP IMPROV-CITY DETAILED PRO FORMA**

ACCOUNT	ACTUAL FY 22-23	CUR BUDGET FY 23-24	ACTUAL AT 4/30/2024	PROJECTED FY 23-24	ADOPTED FY 24-25	ADOPTED VS CURRENT
0120 FM-ACCOUNTING	0	7,125	6,798	0	0	-100.00 %
4010120 89000-0 CAPITAL OUTLAY	0	7,125	6,798	0	0	-100.00 %
TOTAL NON-PERSONNEL COSTS	0	7,125	6,798	0	0	-100.00 %
FM-GENERAL ACCOUNTS	1,174,577	3,752,378	545,156	0	0	-100.00 %
0170 FM-GENERAL ACCOUNTS	1,174,577	3,752,378	545,156	0	0	-100.00 %
4010170 76474-0 EXT APP-MERS	61,692	104,729	43,446	0	0	-100.00 %
TOTAL PERSONNEL COSTS	61,692	104,729	43,446	0	0	-100.00 %
4010170 51000-0 ADMINISTRATIVE COST	196,362	210,000	11,790	0	0	-100.00 %
4010170 52000-0 LEGAL FEES	0	20,000	0	0	0	-100.00 %
4010170 74000-101 INT APP-CITY GENERAL FUND	359,236	477,315	204,835	0	0	-100.00 %
4010170 74000-126 INT APP-GRANTS-FEDERAL	19,983	36,669	0	0	0	-100.00 %
4010170 74000-127 INT APP-GRANTS-STATE	1	306,056	0	0	0	-100.00 %
4010170 74000-187 INT APP-FTA CAPITAL	176,140	1,742,896	1	0	0	-100.00 %
4010170 74000-189 INT APP-LA DOTD MPO GRANTS	261,163	723,729	285,084	0	0	-100.00 %
4010170 74000-645 INT APP-2016 AUGUST FLOOD FUND	0	30,984	0	0	0	-100.00 %
4010170 89000-0 CAPITAL OUTLAY	100,000	100,000	0	0	0	-100.00 %
TOTAL NON-PERSONNEL COSTS	1,112,885	3,647,649	501,710	0	0	-100.00 %
FM-RISK MANAGEMENT & GROUP INSURANCE	0	2,000	0	0	0	-100.00 %
2180 FM-RISK MANAGEMENT	0	2,000	0	0	0	-100.00 %
4012180 89000-0 CAPITAL OUTLAY	0	2,000	0	0	0	-100.00 %
TOTAL NON-PERSONNEL COSTS	0	2,000	0	0	0	-100.00 %
DEPT OF INNOVATION & TECHNOLOGY	1,246,142	17,817,958	2,516,904	0	0	-100.00 %
IT-RECORDS MANAGEMENT	0	7,412	0	0	0	-100.00 %
2110 IT-RECORDS MANAGEMENT	0	7,412	0	0	0	-100.00 %
4012110 89000-0 CAPITAL OUTLAY	0	7,412	0	0	0	-100.00 %
TOTAL NON-PERSONNEL COSTS	0	7,412	0	0	0	-100.00 %
IT-CHIEF INNOVATION OFFICER	1,246,142	17,810,546	2,516,904	0	0	-100.00 %
2910 IT-INNOVATION SERVICES	1,246,142	17,810,546	2,516,904	0	0	-100.00 %
4012910 50227-0 OVERTIME-SAAS IMPLEMENTATION	0	310,936	24,381	0	0	-100.00 %
4012910 50415-0 GROUP LIFE INSURANCE	0	0	1	0	0	0.00 %
4012910 50500-0 RETIREMENT/MEDICARE TAX	0	1,392	71	0	0	-100.00 %
TOTAL PERSONNEL COSTS	0	312,328	24,453	0	0	-100.00 %
4012910 71022-0 CONTR SERV-SAAS COSTS	0	2,836,948	1,731,439	0	0	-100.00 %
4012910 71030-0 CONT SERV-SAAS IMPLEMENTATION	0	2,503,398	200,503	0	0	-100.00 %
4012910 77140-0 RESERVE-DIRECTOR'S	0	5,000	0	0	0	-100.00 %
4012910 89000-0 CAPITAL OUTLAY	1,246,142	12,152,872	560,509	0	0	-100.00 %
TOTAL NON-PERSONNEL COSTS	1,246,142	17,498,218	2,492,451	0	0	-100.00 %
POLICE DEPARTMENT	8,290,124	12,518,996	3,908,600	0	0	-100.00 %
PD-ADMINISTRATION	4,502,996	4,768,985	3,394,915	0	0	-100.00 %
3100 PD-ADMINISTRATION	4,502,996	4,768,985	3,394,915	0	0	-100.00 %
4013100 54001-0 JAILER SERV-JAIL CAP IMP	1,250,000	1,250,000	625,000	0	0	-100.00 %
4013100 77140-0 RESERVE-DIRECTOR'S	0	5,000	0	0	0	-100.00 %
4013100 89000-0 CAPITAL OUTLAY	3,252,996	3,513,985	2,769,915	0	0	-100.00 %
TOTAL NON-PERSONNEL COSTS	4,502,996	4,768,985	3,394,915	0	0	-100.00 %
PD-PATROL	276,200	506,452	30,500	0	0	-100.00 %

**LAFAYETTE CONSOLIDATED GOVERNMENT
2024 - 2025 ADOPTED BUDGET
ANNUAL BUDGET BY FUND
SALES TAX CAP IMPROV-CITY DETAILED PRO FORMA**

<u>ACCOUNT</u>	<u>ACTUAL</u> <u>FY 22-23</u>	<u>CUR BUDGET</u> <u>FY 23-24</u>	<u>ACTUAL AT</u> <u>4/30/2024</u>	<u>PROJECTED</u> <u>FY 23-24</u>	<u>ADOPTED</u> <u>FY 24-25</u>	<u>ADOPTED</u> <u>VS</u> <u>CURRENT</u>
3120 PD-PATROL	276,200	506,452	30,500	0	0	-100.00 %
4013120 89000-0 CAPITAL OUTLAY	276,200	506,452	30,500	0	0	-100.00 %
TOTAL NON-PERSONNEL COSTS	276,200	506,452	30,500	0	0	-100.00 %
PD-SERVICES	3,383,903	7,141,239	465,692	0	0	-100.00 %
3130 PD-SERVICES	3,383,903	7,141,239	465,692	0	0	-100.00 %
4013130 89000-0 CAPITAL OUTLAY	3,383,903	7,141,239	465,692	0	0	-100.00 %
TOTAL NON-PERSONNEL COSTS	3,383,903	7,141,239	465,692	0	0	-100.00 %
PD-CRIMINAL INVESTIGATION	127,025	102,320	17,493	0	0	-100.00 %
3140 PD-CRIMINAL INVESTIGATION	127,025	102,320	17,493	0	0	-100.00 %
4013140 89000-0 CAPITAL OUTLAY	127,025	102,320	17,493	0	0	-100.00 %
TOTAL NON-PERSONNEL COSTS	127,025	102,320	17,493	0	0	-100.00 %
FIRE DEPARTMENT	2,595,931	13,489,425	3,957,024	0	0	-100.00 %
FD-ADMINISTRATION	0	3,000	0	0	0	-100.00 %
4100 FD-ADMINISTRATION	0	3,000	0	0	0	-100.00 %
4014100 77140-0 RESERVE-DIRECTOR'S	0	3,000	0	0	0	-100.00 %
TOTAL NON-PERSONNEL COSTS	0	3,000	0	0	0	-100.00 %
FD-EMERGENCY OPERATIONS	2,237,729	11,208,052	3,903,531	0	0	-100.00 %
4120 FD-EMERGENCY OPERATIONS	1,984,657	11,203,799	3,902,501	0	0	-100.00 %
4014120 89000-0 CAPITAL OUTLAY	1,984,657	11,203,799	3,902,501	0	0	-100.00 %
TOTAL NON-PERSONNEL COSTS	1,984,657	11,203,799	3,902,501	0	0	-100.00 %
4121 FD-EO-HAZMAT	253,072	4,253	1,030	0	0	-100.00 %
4014121 89000-0 CAPITAL OUTLAY	253,072	4,253	1,030	0	0	-100.00 %
TOTAL NON-PERSONNEL COSTS	253,072	4,253	1,030	0	0	-100.00 %
FD-TECHNICAL OPERATIONS	358,202	2,278,373	53,493	0	0	-100.00 %
4131 FD-TO-COMMUNICATIONS	120,284	103,000	8,554	0	0	-100.00 %
4014131 89000-0 CAPITAL OUTLAY	120,284	103,000	8,554	0	0	-100.00 %
TOTAL NON-PERSONNEL COSTS	120,284	103,000	8,554	0	0	-100.00 %
4132 FD-TO-FIRE PREVENTION	117,314	671,434	26,043	0	0	-100.00 %
4014132 89000-0 CAPITAL OUTLAY	117,314	671,434	26,043	0	0	-100.00 %
TOTAL NON-PERSONNEL COSTS	117,314	671,434	26,043	0	0	-100.00 %
4133 FD-TO-TRAINING	120,604	1,503,939	18,896	0	0	-100.00 %
4014133 89000-0 CAPITAL OUTLAY	120,604	1,503,939	18,896	0	0	-100.00 %
TOTAL NON-PERSONNEL COSTS	120,604	1,503,939	18,896	0	0	-100.00 %
PUBLIC WORKS DEPARTMENT	21,044,272	43,002,851	8,920,999	0	0	-100.00 %
PW-DIRECTOR'S OFFICE	265,181	270,648	258,493	0	0	-100.00 %
5100 PW-DIRECTOR'S OFFICE	265,181	270,648	258,493	0	0	-100.00 %
4015100 50000-0 PERSONNEL SALARIES	185,704	188,692	63,018	0	0	-100.00 %
4015100 50400-0 GROUP HEALTH INSURANCE	23,366	22,012	22,012	0	0	-100.00 %
4015100 50415-0 GROUP LIFE INSURANCE	634	676	326	0	0	-100.00 %
4015100 50430-0 WORKERS COMP INSURANCE	999	1,019	1,019	0	0	-100.00 %
4015100 50500-0 RETIREMENT/MEDICARE TAX	48,455	49,249	14,405	0	0	-100.00 %
4015100 50900-0 ACCRUED SICK/ANNUAL LEAVE	0	0	156,619	0	0	0.00 %

**LAFAYETTE CONSOLIDATED GOVERNMENT
2024 - 2025 ADOPTED BUDGET
ANNUAL BUDGET BY FUND
SALES TAX CAP IMPROV-CITY DETAILED PRO FORMA**

<u>ACCOUNT</u>	<u>ACTUAL</u> <u>FY 22-23</u>	<u>CUR BUDGET</u> <u>FY 23-24</u>	<u>ACTUAL AT</u> <u>4/30/2024</u>	<u>PROJECTED</u> <u>FY 23-24</u>	<u>ADOPTED</u> <u>FY 24-25</u>	<u>ADOPTED</u> <u>VS</u> <u>CURRENT</u>
TOTAL PERSONNEL COSTS	259,158	261,648	257,399	0	0	-100.00 %
4015100 50925-0 VEHICLE SUBSIDY LEASES	6,023	6,000	1,094	0	0	-100.00 %
4015100 77140-0 RESERVE-DIRECTOR'S	0	3,000	0	0	0	-100.00 %
TOTAL NON-PERSONNEL COSTS	6,023	9,000	1,094	0	0	-100.00 %
PW-CAPITAL IMPROVEMENTS-PROJ	10,366,267	27,345,912	4,789,214	0	0	-100.00 %
5130 PW-CIP-PROJECTS	10,366,267	27,345,912	4,789,214	0	0	-100.00 %
4015130 89000-0 CAPITAL OUTLAY	10,366,267	27,345,912	4,789,214	0	0	-100.00 %
TOTAL NON-PERSONNEL COSTS	10,366,267	27,345,912	4,789,214	0	0	-100.00 %
PW-CAPITAL IMPROVEMENTS-OTHER	8,656,573	10,228,271	3,370,822	0	0	-100.00 %
5131 PW-CIP-ENGINEER/DESIGN/DEVELOP	2,785,427	3,069,494	1,196,738	0	0	-100.00 %
4015131 50000-0 PERSONNEL SALARIES	951,448	973,160	424,286	0	0	-100.00 %
4015131 50100-0 TEMPORARY EMPLOYEES	1,680	3,125	0	0	0	-100.00 %
4015131 50200-0 OVERTIME	460	111,561	837	0	0	-100.00 %
4015131 50400-0 GROUP HEALTH INSURANCE	116,535	115,320	115,320	0	0	-100.00 %
4015131 50415-0 GROUP LIFE INSURANCE	3,931	5,244	2,461	0	0	-100.00 %
4015131 50430-0 WORKERS COMP INSURANCE	5,322	5,438	5,438	0	0	-100.00 %
4015131 50500-0 RETIREMENT/MEDICARE TAX	204,674	215,152	87,962	0	0	-100.00 %
4015131 50900-0 ACCRUED SICK/ANNUAL LEAVE	72,030	0	0	0	0	0.00 %
TOTAL PERSONNEL COSTS	1,356,080	1,429,000	636,304	0	0	-100.00 %
4015131 50600-0 TRAINING OF PERSONNEL	992	3,000	690	0	0	-100.00 %
4015131 50800-0 UNIFORMS	545	1,000	84	0	0	-100.00 %
4015131 63000-0 EQUIPMENT MAINTENANCE	575	2,000	0	0	0	-100.00 %
4015131 70000-0 DUES & LICENSES	585	1,000	175	0	0	-100.00 %
4015131 70500-0 TELECOMMUNICATIONS	6,014	6,200	2,608	0	0	-100.00 %
4015131 70800-0 TRAVEL & MEETINGS	0	700	0	0	0	-100.00 %
4015131 72600-0 TRANSPORTATION	14,740	16,071	5,057	0	0	-100.00 %
4015131 72700-0 SUPPLIES & MATERIALS	3,636	7,700	4,945	0	0	-100.00 %
4015131 78000-0 UNINSURED LOSSES	10,164	177,408	0	0	0	-100.00 %
4015131 89000-0 CAPITAL OUTLAY	1,392,096	1,425,415	546,875	0	0	-100.00 %
TOTAL NON-PERSONNEL COSTS	1,429,347	1,640,494	560,434	0	0	-100.00 %
5132 PW-CIP-RIGHT OF WAY	486,623	356,932	193,643	0	0	-100.00 %
4015132 50000-0 PERSONNEL SALARIES	265,340	223,327	115,257	0	0	-100.00 %
4015132 50100-0 TEMPORARY EMPLOYEES	622	4,966	0	0	0	-100.00 %
4015132 50400-0 GROUP HEALTH INSURANCE	52,426	43,916	43,916	0	0	-100.00 %
4015132 50415-0 GROUP LIFE INSURANCE	1,121	1,744	683	0	0	-100.00 %
4015132 50430-0 WORKERS COMP INSURANCE	1,856	1,578	1,578	0	0	-100.00 %
4015132 50500-0 RETIREMENT/MEDICARE TAX	63,946	64,383	26,911	0	0	-100.00 %
4015132 50900-0 ACCRUED SICK/ANNUAL LEAVE	90,570	0	0	0	0	0.00 %
TOTAL PERSONNEL COSTS	475,881	339,914	188,345	0	0	-100.00 %
4015132 50600-0 TRAINING OF PERSONNEL	0	275	0	0	0	-100.00 %
4015132 50800-0 UNIFORMS	471	955	0	0	0	-100.00 %
4015132 70400-0 PUBLICATION & RECORDATION	4,735	4,700	1,684	0	0	-100.00 %
4015132 70500-0 TELECOMMUNICATIONS	1,636	3,400	1,404	0	0	-100.00 %
4015132 70902-0 DUPLICATING EQUIPMENT EXPENSES	288	288	144	0	0	-100.00 %
4015132 72600-0 TRANSPORTATION	2,835	6,500	2,066	0	0	-100.00 %
4015132 72700-0 SUPPLIES & MATERIALS	777	900	0	0	0	-100.00 %
TOTAL NON-PERSONNEL COSTS	10,742	17,018	5,298	0	0	-100.00 %

**LAFAYETTE CONSOLIDATED GOVERNMENT
2024 - 2025 ADOPTED BUDGET
ANNUAL BUDGET BY FUND
SALES TAX CAP IMPROV-CITY DETAILED PRO FORMA**

<u>ACCOUNT</u>	<u>ACTUAL</u> <u>FY 22-23</u>	<u>CUR BUDGET</u> <u>FY 23-24</u>	<u>ACTUAL AT</u> <u>4/30/2024</u>	<u>PROJECTED</u> <u>FY 23-24</u>	<u>ADOPTED</u> <u>FY 24-25</u>	<u>ADOPTED</u> <u>VS</u> <u>CURRENT</u>
5133 PW-CIP-ESTIMATES/ADMIN	420,520	306,397	113,667	0	0	-100.00 %
4015133 50000-0 PERSONNEL SALARIES	170,365	176,485	67,852	0	0	-100.00 %
4015133 50100-0 TEMPORARY EMPLOYEES	0	2,375	0	0	0	-100.00 %
4015133 50200-0 OVERTIME	346	408	232	0	0	-100.00 %
4015133 50400-0 GROUP HEALTH INSURANCE	29,119	27,434	27,434	0	0	-100.00 %
4015133 50415-0 GROUP LIFE INSURANCE	719	987	365	0	0	-100.00 %
4015133 50430-0 WORKERS COMP INSURANCE	934	953	953	0	0	-100.00 %
4015133 50500-0 RETIREMENT/MEDICARE TAX	22,622	22,855	8,744	0	0	-100.00 %
4015133 50900-0 ACCRUED SICK/ANNUAL LEAVE	42,813	0	0	0	0	0.00 %
TOTAL PERSONNEL COSTS	266,918	231,497	105,580	0	0	-100.00 %
4015133 70000-0 DUES & LICENSES	0	6,500	460	0	0	-100.00 %
4015133 70200-0 POSTAGE/SHIPPING CHARGES	1,394	2,900	1,098	0	0	-100.00 %
4015133 70300-0 PRINTING & BINDING	82	1,000	413	0	0	-100.00 %
4015133 70400-0 PUBLICATION & RECORDATION	952	1,500	102	0	0	-100.00 %
4015133 70500-0 TELECOMMUNICATIONS	172	1,200	115	0	0	-100.00 %
4015133 70800-0 TRAVEL & MEETINGS	0	1,000	0	0	0	-100.00 %
4015133 70902-0 DUPLICATING EQUIPMENT EXPENSES	2,880	3,000	1,440	0	0	-100.00 %
4015133 70907-0 CONTRACTUAL SERVICES	132,995	7,000	2,615	0	0	-100.00 %
4015133 71022-0 CONTR SERV-SAAS COSTS	0	35,000	0	0	0	-100.00 %
4015133 72700-0 SUPPLIES & MATERIALS	15,127	15,800	1,844	0	0	-100.00 %
TOTAL NON-PERSONNEL COSTS	153,602	74,900	8,087	0	0	-100.00 %
5134 PW-CIP-PROJECT CONTROL	4,964,003	6,495,448	1,866,774	0	0	-100.00 %
4015134 50000-0 PERSONNEL SALARIES	880,858	1,023,991	386,927	0	0	-100.00 %
4015134 50100-0 TEMPORARY EMPLOYEES	438	2,000	0	0	0	-100.00 %
4015134 50200-0 OVERTIME	5,357	103,954	1,357	0	0	-100.00 %
4015134 50400-0 GROUP HEALTH INSURANCE	140,019	109,844	109,844	0	0	-100.00 %
4015134 50415-0 GROUP LIFE INSURANCE	3,558	4,922	2,092	0	0	-100.00 %
4015134 50430-0 WORKERS COMP INSURANCE	5,581	6,054	6,054	0	0	-100.00 %
4015134 50500-0 RETIREMENT/MEDICARE TAX	220,309	261,498	94,849	0	0	-100.00 %
TOTAL PERSONNEL COSTS	1,256,120	1,512,263	601,123	0	0	-100.00 %
4015134 50600-0 TRAINING OF PERSONNEL	2,804	4,000	1,931	0	0	-100.00 %
4015134 50800-0 UNIFORMS	336	800	0	0	0	-100.00 %
4015134 63000-0 EQUIPMENT MAINTENANCE	750	2,300	957	0	0	-100.00 %
4015134 70000-0 DUES & LICENSES	1,055	1,800	1,589	0	0	-100.00 %
4015134 70332-0 PRINT & BIND-LCG STD SPECS	14,304	1,500	0	0	0	-100.00 %
4015134 70500-0 TELECOMMUNICATIONS	7,706	8,500	3,440	0	0	-100.00 %
4015134 70800-0 TRAVEL & MEETINGS	0	6,000	671	0	0	-100.00 %
4015134 70995-0 CONTR SERV-GPS COMMUN SVC	2,450	3,000	0	0	0	-100.00 %
4015134 72600-0 TRANSPORTATION	22,206	30,000	7,061	0	0	-100.00 %
4015134 72700-0 SUPPLIES & MATERIALS	1,387	3,500	278	0	0	-100.00 %
4015134 78000-0 UNINSURED LOSSES	8,740	2,592	0	0	0	-100.00 %
4015134 89000-0 CAPITAL OUTLAY	3,646,145	4,919,193	1,249,724	0	0	-100.00 %
TOTAL NON-PERSONNEL COSTS	3,707,883	4,983,185	1,265,651	0	0	-100.00 %
PW-FACILITY MAINTENANCE	1,756,251	5,158,020	502,470	0	0	-100.00 %
5141 PW-FM-ADMINISTRATION	1,144,012	1,780,338	297,515	0	0	-100.00 %
4015141 89000-0 CAPITAL OUTLAY	1,144,012	1,780,338	297,515	0	0	-100.00 %
TOTAL NON-PERSONNEL COSTS	1,144,012	1,780,338	297,515	0	0	-100.00 %
5142 PW-FM-BUILDING MAINTENANCE	50,862	65,203	63,562	0	0	-100.00 %
4015142 89000-0 CAPITAL OUTLAY	50,862	65,203	63,562	0	0	-100.00 %

**LAFAYETTE CONSOLIDATED GOVERNMENT
2024 - 2025 ADOPTED BUDGET
ANNUAL BUDGET BY FUND
SALES TAX CAP IMPROV-CITY DETAILED PRO FORMA**

ACCOUNT	ACTUAL FY 22-23	CUR BUDGET FY 23-24	ACTUAL AT 4/30/2024	PROJECTED FY 23-24	ADOPTED FY 24-25	ADOPTED VS CURRENT
TOTAL NON-PERSONNEL COSTS	50,862	65,203	63,562	0	0	-100.00 %
5143 PW-FM-CITY HALL MAINTENANCE	175,206	2,432,758	122,840	0	0	-100.00 %
4015143 89000-0 CAPITAL OUTLAY	175,206	2,432,758	122,840	0	0	-100.00 %
TOTAL NON-PERSONNEL COSTS	175,206	2,432,758	122,840	0	0	-100.00 %
5144 PW-FM-ROSA PARKS TRANSP CTR	0	419,000	0	0	0	-100.00 %
4015144 89000-0 CAPITAL OUTLAY	0	419,000	0	0	0	-100.00 %
TOTAL NON-PERSONNEL COSTS	0	419,000	0	0	0	-100.00 %
5148 PW-FM-CHENIER CENTER	386,171	460,721	18,553	0	0	-100.00 %
4015148 89000-0 CAPITAL OUTLAY	386,171	460,721	18,553	0	0	-100.00 %
TOTAL NON-PERSONNEL COSTS	386,171	460,721	18,553	0	0	-100.00 %
DRAINAGE DEPARTMENT	3,116,520	8,692,888	1,869,080	0	0	-100.00 %
DR-OPERATIONS DIVISION	3,116,520	8,692,888	1,869,080	0	0	-100.00 %
5121 DR-OP-ADMINISTRATION	20,113	128,360	3,000	0	0	-100.00 %
4015121 89000-0 CAPITAL OUTLAY	20,113	128,360	3,000	0	0	-100.00 %
TOTAL NON-PERSONNEL COSTS	20,113	128,360	3,000	0	0	-100.00 %
5122 DR-OP-DRAINAGE	3,096,407	8,564,528	1,866,080	0	0	-100.00 %
4015122 89000-0 CAPITAL OUTLAY	3,096,407	8,564,528	1,866,080	0	0	-100.00 %
TOTAL NON-PERSONNEL COSTS	3,096,407	8,564,528	1,866,080	0	0	-100.00 %
TRAFFIC, ROADS AND BRIDGES DEPARTMENT	2,449,708	12,897,790	1,878,588	0	0	-100.00 %
RB-OPERATIONS DIVISION	874,780	2,955,900	714,054	0	0	-100.00 %
5124 RB-OP-ROADS/BRIDGES	874,780	2,955,900	714,054	0	0	-100.00 %
4015124 89000-0 CAPITAL OUTLAY	874,780	2,955,900	714,054	0	0	-100.00 %
TOTAL NON-PERSONNEL COSTS	874,780	2,955,900	714,054	0	0	-100.00 %
RB-TRAFFIC ENGINEERING	924,668	6,988,877	369,624	0	0	-100.00 %
5910 RB-TRAFFIC ENGINEERING DEVELOP	271,249	3,228,114	131,763	0	0	-100.00 %
4015910 50000-0 PERSONNEL SALARIES	49,574	52,081	22,831	0	0	-100.00 %
4015910 50100-0 TEMPORARY EMPLOYEES	0	10,778	0	0	0	-100.00 %
4015910 50200-0 OVERTIME	0	11,300	0	0	0	-100.00 %
4015910 50400-0 GROUP HEALTH INSURANCE	17,495	16,482	16,482	0	0	-100.00 %
4015910 50415-0 GROUP LIFE INSURANCE	209	609	134	0	0	-100.00 %
4015910 50430-0 WORKERS COMP INSURANCE	540	551	551	0	0	-100.00 %
4015910 50500-0 RETIREMENT/MEDICARE TAX	6,415	6,745	2,955	0	0	-100.00 %
TOTAL PERSONNEL COSTS	74,233	98,546	42,953	0	0	-100.00 %
4015910 50600-0 TRAINING OF PERSONNEL	3,809	8,700	2,514	0	0	-100.00 %
4015910 70200-0 POSTAGE/SHIPPING CHARGES	415	300	286	0	0	-100.00 %
4015910 70400-0 PUBLICATION & RECORDATION	211	0	0	0	0	0.00 %
4015910 72600-0 TRANSPORTATION	4,467	2,825	2,805	0	0	-100.00 %
4015910 72700-0 SUPPLIES & MATERIALS	1,313	4,500	1,421	0	0	-100.00 %
4015910 89000-0 CAPITAL OUTLAY	186,801	3,113,243	81,784	0	0	-100.00 %
TOTAL NON-PERSONNEL COSTS	197,016	3,129,568	88,810	0	0	-100.00 %
5911 RB-TRAFFIC ENGINEERING MAINT	653,419	3,760,763	237,861	0	0	-100.00 %
4015911 89000-0 CAPITAL OUTLAY	653,419	3,760,763	237,861	0	0	-100.00 %
TOTAL NON-PERSONNEL COSTS	653,419	3,760,763	237,861	0	0	-100.00 %

**LAFAYETTE CONSOLIDATED GOVERNMENT
2024 - 2025 ADOPTED BUDGET
ANNUAL BUDGET BY FUND
SALES TAX CAP IMPROV-CITY DETAILED PRO FORMA**

<u>ACCOUNT</u>	<u>ACTUAL FY 22-23</u>	<u>CUR BUDGET FY 23-24</u>	<u>ACTUAL AT 4/30/2024</u>	<u>PROJECTED FY 23-24</u>	<u>ADOPTED FY 24-25</u>	<u>ADOPTED VS CURRENT</u>
RB-TRAFFIC SIGNALS MAINT	465,349	1,281,152	511,271	0	0	-100.00 %
5930 RB-TRAFFIC SIGNALS MAINT	465,349	1,281,152	511,271	0	0	-100.00 %
4015930 89000-0 CAPITAL OUTLAY	465,349	1,281,152	511,271	0	0	-100.00 %
TOTAL NON-PERSONNEL COSTS	465,349	1,281,152	511,271	0	0	-100.00 %
RB-TRANSIT OPERATIONS	3,460	892,691	126,595	0	0	-100.00 %
5940 RB-TRANSIT OPERATIONS	3,460	892,691	126,595	0	0	-100.00 %
4015940 89000-0 CAPITAL OUTLAY	3,460	892,691	126,595	0	0	-100.00 %
TOTAL NON-PERSONNEL COSTS	3,460	892,691	126,595	0	0	-100.00 %
RB-PARKING PROGRAM	181,451	779,170	157,044	0	0	-100.00 %
5950 RB-PARKING PROGRAM	181,451	779,170	157,044	0	0	-100.00 %
4015950 89000-0 CAPITAL OUTLAY	181,451	779,170	157,044	0	0	-100.00 %
TOTAL NON-PERSONNEL COSTS	181,451	779,170	157,044	0	0	-100.00 %
PARKS ARTS RECREATION CULTURE	3,392,369	9,027,786	839,420	0	0	-100.00 %
PR-DIRECTOR'S OFFICE	0	10,000	0	0	0	-100.00 %
6100 PR-DIRECTOR'S OFFICE	0	10,000	0	0	0	-100.00 %
4016100 77140-0 RESERVE-DIRECTOR'S	0	10,000	0	0	0	-100.00 %
TOTAL NON-PERSONNEL COSTS	0	10,000	0	0	0	-100.00 %
PR-OPERATIONS & MAINTENANCE	659,496	6,202,648	244,874	0	0	-100.00 %
6120 PR-OPERATIONS & MAINTENANCE	659,496	6,202,648	244,874	0	0	-100.00 %
4016120 89000-0 CAPITAL OUTLAY	659,496	6,202,648	244,874	0	0	-100.00 %
TOTAL NON-PERSONNEL COSTS	659,496	6,202,648	244,874	0	0	-100.00 %
PR-ATHLETIC PROGRAMS	102,595	431,483	12,369	0	0	-100.00 %
6130 PR-ATHLETIC PROGRAMS	40,925	275,505	9,016	0	0	-100.00 %
4016130 89000-0 CAPITAL OUTLAY	40,925	275,505	9,016	0	0	-100.00 %
TOTAL NON-PERSONNEL COSTS	40,925	275,505	9,016	0	0	-100.00 %
6131 PR-AP-SWIMMING	44,300	129,213	31	0	0	-100.00 %
4016131 89000-0 CAPITAL OUTLAY	44,300	129,213	31	0	0	-100.00 %
TOTAL NON-PERSONNEL COSTS	44,300	129,213	31	0	0	-100.00 %
6132 PR-AP-TENNIS	16,525	21,769	2,879	0	0	-100.00 %
4016132 89000-0 CAPITAL OUTLAY	16,525	21,769	2,879	0	0	-100.00 %
TOTAL NON-PERSONNEL COSTS	16,525	21,769	2,879	0	0	-100.00 %
6133 PR-AP-THERAPEUTIC RECREATION	845	4,996	443	0	0	-100.00 %
4016133 89000-0 CAPITAL OUTLAY	845	4,996	443	0	0	-100.00 %
TOTAL NON-PERSONNEL COSTS	845	4,996	443	0	0	-100.00 %
PR-CENTERS & OTHER PROGRAMS	843,923	1,414,923	470,857	0	0	-100.00 %
6140 PR-CENTERS & PROGRAMS	804,461	1,242,897	447,542	0	0	-100.00 %
4016140 89000-0 CAPITAL OUTLAY	804,461	1,242,897	447,542	0	0	-100.00 %
TOTAL NON-PERSONNEL COSTS	804,461	1,242,897	447,542	0	0	-100.00 %
8121 PR-HS-SENIOR CENTER	39,462	172,026	23,315	0	0	-100.00 %
4018121 89000-0 CAPITAL OUTLAY	39,462	172,026	23,315	0	0	-100.00 %
TOTAL NON-PERSONNEL COSTS	39,462	172,026	23,315	0	0	-100.00 %

**LAFAYETTE CONSOLIDATED GOVERNMENT
2024 - 2025 ADOPTED BUDGET
ANNUAL BUDGET BY FUND
SALES TAX CAP IMPROV-CITY DETAILED PRO FORMA**

ACCOUNT	ACTUAL FY 22-23	CUR BUDGET FY 23-24	ACTUAL AT 4/30/2024	PROJECTED FY 23-24	ADOPTED FY 24-25	ADOPTED VS CURRENT
PR-ARTS & CULTURE	244,560	758,517	81,665	0	0	-100.00 %
8181 PR-AC-ADMINISTRATION	0	26,045	0	0	0	-100.00 %
4018181 89000-0 CAPITAL OUTLAY	0	26,045	0	0	0	-100.00 %
TOTAL NON-PERSONNEL COSTS	0	26,045	0	0	0	-100.00 %
8182 PR-AC-HPACC	121,349	124,945	56,616	0	0	-100.00 %
4018182 89000-0 CAPITAL OUTLAY	121,349	124,945	56,616	0	0	-100.00 %
TOTAL NON-PERSONNEL COSTS	121,349	124,945	56,616	0	0	-100.00 %
8183 PR-AC-LAFAYETTE SCIENCE MUSEUM	20,913	4,788	0	0	0	-100.00 %
4018183 89000-0 CAPITAL OUTLAY	20,913	4,788	0	0	0	-100.00 %
TOTAL NON-PERSONNEL COSTS	20,913	4,788	0	0	0	-100.00 %
8184 PR-AC-NATURE STATION	6,130	248,495	852	0	0	-100.00 %
4018184 89000-0 CAPITAL OUTLAY	6,130	248,495	852	0	0	-100.00 %
TOTAL NON-PERSONNEL COSTS	6,130	248,495	852	0	0	-100.00 %
8185 PR-AC-MAINTENANCE	96,168	354,244	24,197	0	0	-100.00 %
4018185 89000-0 CAPITAL OUTLAY	96,168	354,244	24,197	0	0	-100.00 %
TOTAL NON-PERSONNEL COSTS	96,168	354,244	24,197	0	0	-100.00 %
PR-GOLF COURSES	1,541,795	210,215	29,655	0	0	-100.00 %
6170 PR-J&L HEBERT MUNI GOLF COURSE	499,603	84,457	10,665	0	0	-100.00 %
4016170 89000-0 CAPITAL OUTLAY	499,603	84,457	10,665	0	0	-100.00 %
TOTAL NON-PERSONNEL COSTS	499,603	84,457	10,665	0	0	-100.00 %
6171 PR-VIEUX CHENES GOLF COURSE	608,937	45,707	111	0	0	-100.00 %
4016171 89000-0 CAPITAL OUTLAY	608,937	45,707	111	0	0	-100.00 %
TOTAL NON-PERSONNEL COSTS	608,937	45,707	111	0	0	-100.00 %
6172 PR-WETLANDS GOLF COURSE	433,255	80,051	18,879	0	0	-100.00 %
4016172 89000-0 CAPITAL OUTLAY	433,255	80,051	18,879	0	0	-100.00 %
TOTAL NON-PERSONNEL COSTS	433,255	80,051	18,879	0	0	-100.00 %
COMMUNITY DEVELOPMENT & PLANNING	1,293,510	10,101,511	396,412	0	0	-100.00 %
CP-PLANNING	1,106,255	9,806,828	395,564	0	0	-100.00 %
5901 CP-PLANNING	1,106,255	9,806,828	395,564	0	0	-100.00 %
4015901 76058-0 EXT APP-ACADIANA MPO	49,717	86,210	0	0	0	-100.00 %
4015901 89000-0 CAPITAL OUTLAY	1,056,538	9,720,618	395,564	0	0	-100.00 %
TOTAL NON-PERSONNEL COSTS	1,106,255	9,806,828	395,564	0	0	-100.00 %
CP-DEVELOPMENT	718	0	0	0	0	0.00 %
9010 CP-DEVELOPMENT	718	0	0	0	0	0.00 %
4019010 89000-0 CAPITAL OUTLAY	718	0	0	0	0	0.00 %
TOTAL NON-PERSONNEL COSTS	718	0	0	0	0	0.00 %
CP-CODES	32,901	140,034	0	0	0	-100.00 %
9020 CP-CODES	32,901	140,034	0	0	0	-100.00 %
4019020 89000-0 CAPITAL OUTLAY	32,901	140,034	0	0	0	-100.00 %
TOTAL NON-PERSONNEL COSTS	32,901	140,034	0	0	0	-100.00 %
CP-ALCOHOL & NOISE CONTROL	2,195	0	0	0	0	0.00 %

**LAFAYETTE CONSOLIDATED GOVERNMENT
2024 - 2025 ADOPTED BUDGET
ANNUAL BUDGET BY FUND
SALES TAX CAP IMPROV-CITY DETAILED PRO FORMA**

<u>ACCOUNT</u>	<u>ACTUAL FY 22-23</u>	<u>CUR BUDGET FY 23-24</u>	<u>ACTUAL AT 4/30/2024</u>	<u>PROJECTED FY 23-24</u>	<u>ADOPTED FY 24-25</u>	<u>ADOPTED VS CURRENT</u>
9035 CP-ALCOHOL & NOISE CONTROL	2,195	0	0	0	0	0.00 %
4019035 89000-0 CAPITAL OUTLAY	2,195	0	0	0	0	0.00 %
TOTAL NON-PERSONNEL COSTS	2,195	0	0	0	0	0.00 %
CP-PERMITTING	0	40,000	0	0	0	-100.00 %
9040 CP-PERMITTING	0	40,000	0	0	0	-100.00 %
4019040 89000-0 CAPITAL OUTLAY	0	40,000	0	0	0	-100.00 %
TOTAL NON-PERSONNEL COSTS	0	40,000	0	0	0	-100.00 %
CP-GRANTS ADMINISTRATION	146,218	103,782	0	0	0	-100.00 %
8100 CP-EXTERNAL GRANTS	146,218	103,782	0	0	0	-100.00 %
4018100 89000-0 CAPITAL OUTLAY	146,218	103,782	0	0	0	-100.00 %
TOTAL NON-PERSONNEL COSTS	146,218	103,782	0	0	0	-100.00 %
CP-DIRECTOR'S OFFICE	5,223	10,867	848	0	0	-100.00 %
9041 CP-DO-DIRECTOR'S OFFICE	5,223	10,867	848	0	0	-100.00 %
4019041 77140-0 RESERVE-DIRECTOR'S	0	5,000	0	0	0	-100.00 %
4019041 89000-0 CAPITAL OUTLAY	5,223	5,867	848	0	0	-100.00 %
TOTAL NON-PERSONNEL COSTS	5,223	10,867	848	0	0	-100.00 %
GRAND TOTAL EXPENDITURES	44,968,623	138,722,752	24,838,981	0	0	-100.00 %
NET INCREASE (DECREASE)	13,407,587	(85,704,834)	(5,412,720)	0	0	-100.00 %
ENDING FUND BALANCE	93,582,470			0	0	

**LAFAYETTE CONSOLIDATED GOVERNMENT
2024 - 2025 ADOPTED BUDGET
MANNING TABLE FOR SALES TAX CAP IMPROV-CITY**

	PERSONNEL			CUR BUDGET FY 23-24	PROJECTED FY 23-24	ADOPTED FY 24-25
	CUR	PROJ	ADP			
FUND 401 - SALES TAX CAP IMPROV-CITY	42	42	0	2,823,447	2,823,447	0
PUBLIC WORKS DEPARTMENT	41	41	0	2,773,075	2,773,075	0
PW-DIRECTOR'S OFFICE	2	2	0	188,692	188,692	0
AF 1002 DIRECTORS EXEC SECRETARY	1	1	0	50,839	50,839	0
AU 9013 DEPARTMENT DIRECTOR	1	1	0	137,853	137,853	0
TOTAL PERSONNEL 5100 PW-DIRECTOR'S OFFICE	2	2	0	188,692	188,692	0
PW-CAPITAL IMPROVEMENTS-OTHER	39	39	0	2,584,383	2,584,383	0
AF 1133 GIS TECHNICIAN	1	1	0	52,424	52,424	0
AF 2015 PW CIVIL ENGINEER SUPV	1	1	0	115,284	115,284	0
AF 2035 CIVIL ENGINEER III	2	2	0	189,600	189,600	0
AF 2036 CIVIL ENGINEER AIDE SPEC I	3	3	0	153,653	153,653	0
AF 2037 CIVIL ENGINEER AIDE SPEC II	7	7	0	446,921	446,921	0
AF 2040 CIVIL ENGINEERING AIDE III	1	1	0	40,052	40,052	0
TOTAL PERSONNEL 5131 PW-CIP-ENGINEER/DESIGN/DEVELOP	15	15	0	997,934	997,934	0
AF 2050 RIGHT-OF-WAY AGENT	5	5	0	236,312	236,312	0
AF 2052 CHIEF RIGHT-OF-WAY AGENT	1	1	0	63,236	63,236	0
TOTAL PERSONNEL 5132 PW-CIP-RIGHT OF WAY	6	6	0	299,548	299,548	0
AF 1021 CLERK TYPIST	2	2	0	57,275	57,275	0
AF 1040 ADMINISTRATIVE ASSISTANT	1	1	0	45,792	45,792	0
AF 2060 CAPITAL IMPROV COORDINATOR	1	1	0	62,841	62,841	0
TOTAL PERSONNEL 5133 PW-CIP-ESTIMATES/ADMIN	4	4	0	165,908	165,908	0
AF 2015 PW CIVIL ENGINEER SUPV	1	1	0	115,284	115,284	0
AF 2035 CIVIL ENGINEER III	5	5	0	470,884	470,884	0
AF 2036 CIVIL ENGINEER AIDE SPEC I	1	1	0	52,496	52,496	0
AF 2037 CIVIL ENGINEER AIDE SPEC II	5	5	0	319,013	319,013	0
AF 2040 CIVIL ENGINEERING AIDE III	1	1	0	40,051	40,051	0
AF 2054 CID MANAGER	1	1	0	123,265	123,265	0
TOTAL PERSONNEL 5134 PW-CIP-PROJECT CONTROL	14	14	0	1,120,993	1,120,993	0
TRAFFIC, ROADS AND BRIDGES DEPARTMENT	1	1	0	50,372	50,372	0
RB-TRAFFIC ENGINEERING	1	1	0	50,372	50,372	0
AF 2036 CIVIL ENGINEER AIDE SPEC I	1	1	0	50,372	50,372	0
TOTAL PERSONNEL 5910 RB-TRAFFIC ENGINEERING DEVELOP	1	1	0	50,372	50,372	0
GRAND TOTAL	42	42	0	2,823,447	2,823,447	0

* PART TIME POSITION

FUND 461 – 1961 SALES TAX CAP IMPROV-
CITY



**LAFAYETTE CONSOLIDATED GOVERNMENT
2024 - 2025 ADOPTED BUDGET
ANNUAL BUDGET BY FUND**

461 1961 SALES TAX CAP IMPROV-CITY PRO FORMA

	Actual FY 22/23	Cur Budget FY 23/24	Actual At FY 23/24	Projected FY 23/24	Adopted FY 24/25
BEGINNING FUND BALANCE	-			50,440,951	5,770,042
ESTIMATED REVENUES:					
GENERAL SALES AND USE TAXES	-	-	-	22,665,129	23,113,969
INTEREST EARNINGS	-	-	-	1,701,353	1,701,353
INTERNAL TRANSFERS	-	-	-	5,884,810	2,305,620
TOTAL REVENUES	-	-	-	30,251,292	27,120,942
ESTIMATED EXPENDITURES:					
EO-LEGISLATIVE/JUDICIAL/OTHER	-	-	-	3,295,818	2,765,798
EO-EXECUTIVE	-	-	-	41,200	15,000
LEGAL DEPARTMENT	-	-	-	12,000	-
OFFICE OF FINANCE & MANAGEMENT	-	-	-	2,267,318	716,602
DEPT OF INNOVATION & TECHNOLOGY	-	-	-	2,302,102	-
POLICE DEPARTMENT	-	-	-	8,147,015	2,260,167
FIRE DEPARTMENT	-	-	-	7,949,725	6,089,044
PUBLIC WORKS DEPARTMENT	-	-	-	23,336,926	17,401,200
DRAINAGE DEPARTMENT	-	-	-	8,437,028	639,000
TRAFFIC, ROADS & BRIDGES DEPT	-	-	-	7,845,670	1,079,507
PARKS ARTS RECREATION CULTURE	-	-	-	5,594,752	1,817,500
COMMUNITY DEVELOPMENT & PLANNING	-	-	-	5,692,647	91,210
TOTAL EXPENDITURES	-	-	-	74,922,201	32,875,028
NET INCREASE (DECREASE)	-	-	-	(44,670,909)	(5,754,086)
ENDING FUND BALANCE	-			5,770,042	15,956

**LAFAYETTE CONSOLIDATED GOVERNMENT
2024 - 2025 ADOPTED BUDGET
ANNUAL BUDGET BY FUND
1961 SALES TAX CAP IMPROV-CITY DETAILED PRO FORMA**

<u>ACCOUNT</u>	<u>ACTUAL</u> <u>FY 22-23</u>	<u>CUR BUDGET</u> <u>FY 23-24</u>	<u>ACTUAL AT</u> <u>4/30/2024</u>	<u>PROJECTED</u> <u>FY 23-24</u>	<u>ADOPTED</u> <u>FY 24-25</u>	<u>ADOPTED</u> <u>VS</u> <u>CURRENT</u>
BEGINNING FUND BALANCE	0			50,440,951	5,770,042	
ESTIMATED REVENUES:						
GENERAL SALES AND USE TAXES	0	0	0	22,665,129	23,113,969	0.00 %
4610999 40205-1961 SALES TAX REVENUES-CITY-1961	0	0	0	22,662,693	23,113,969	0.00 %
4610999 43012-0 LCG STD SPECS MANUAL FEES	0	0	0	2,436	0	0.00 %
INTEREST EARNINGS	0	0	0	1,701,353	1,701,353	0.00 %
4610999 47000-0 INTEREST ON INVESTMENTS	0	0	0	1,701,353	1,701,353	0.00 %
INTERNAL TRANSFERS	0	0	0	5,884,810	2,305,620	0.00 %
4610999 48500-101 CONTR FROM CITY GENERAL FUND	0	0	0	3,548,346	0	0.00 %
4610999 48500-105 CONTR FROM PARISH GENERAL FUND	0	0	0	516,759	49,516	0.00 %
4610999 48500-128 CONTR FROM GRANTS-OTHER	0	0	0	-10,867	0	0.00 %
4610999 48500-215 CONTR FROM 61 S T TRUST FUND	0	0	0	666,790	666,790	0.00 %
4610999 48500-260 CONTR FROM ROAD & BRIDGE MAINT CONTR FROM DRAINAGE MAINT	0	0	0	581,891	794,657	0.00 %
4610999 48500-261 FUND	0	0	0	581,891	794,657	0.00 %
GRAND TOTAL REVENUES	0	0	0	30,251,292	27,120,942	0.00 %
ESTIMATED EXPENSES:						
EO-LEGISLATIVE/JUDICIAL/OTHER	0	0	0	3,295,818	2,765,798	100.00 %
EO-COUNCIL OFFICE	0	0	0	2,998,544	2,765,798	100.00 %
1100 EO-COUNCIL OFFICE ADMIN	0	0	0	2,970,668	2,765,798	100.00 %
4611100 77380-0 RESERVE-NEW DEBT	0	0	0	2,967,086	2,765,798	100.00 %
4611100 89000-0 CAPITAL OUTLAY	0	0	0	3,582	0	0.00 %
TOTAL NON-PERSONNEL COSTS	0	0	0	2,970,668	2,765,798	100.00 %
1101 EO-COUNCIL OFFICE-CITY	0	0	0	27,876	0	0.00 %
4611101 89000-0 CAPITAL OUTLAY	0	0	0	27,876	0	0.00 %
TOTAL NON-PERSONNEL COSTS	0	0	0	27,876	0	0.00 %
EO-CITY COURT	0	0	0	7,000	0	0.00 %
1130 EO-CITY COURT	0	0	0	7,000	0	0.00 %
4611130 89000-0 CAPITAL OUTLAY	0	0	0	7,000	0	0.00 %
TOTAL NON-PERSONNEL COSTS	0	0	0	7,000	0	0.00 %
EO-CITY MARSHAL	0	0	0	290,274	0	0.00 %
1131 EO-CITY MARSHAL	0	0	0	290,274	0	0.00 %
4611131 89000-0 CAPITAL OUTLAY	0	0	0	290,274	0	0.00 %
TOTAL NON-PERSONNEL COSTS	0	0	0	290,274	0	0.00 %
EO-EXECUTIVE	0	0	0	41,200	15,000	100.00 %
EO-MAYOR-PRESIDENT'S OFFICE	0	0	0	15,000	15,000	100.00 %
1200 EO-MAYOR-PRESIDENT'S OFFICE	0	0	0	15,000	15,000	100.00 %
4611200 89000-0 CAPITAL OUTLAY	0	0	0	15,000	15,000	100.00 %
TOTAL NON-PERSONNEL COSTS	0	0	0	15,000	15,000	100.00 %

**LAFAYETTE CONSOLIDATED GOVERNMENT
2024 - 2025 ADOPTED BUDGET
ANNUAL BUDGET BY FUND
1961 SALES TAX CAP IMPROV-CITY DETAILED PRO FORMA**

ACCOUNT	ACTUAL FY 22-23	CUR BUDGET FY 23-24	ACTUAL AT 4/30/2024	PROJECTED FY 23-24	ADOPTED FY 24-25	ADOPTED VS CURRENT
EO-CAO-INTERNATIONAL TRADE	0	0	0	26,200	0	0.00 %
1217 EO-CAO-INTERNATIONAL TRADE	0	0	0	26,200	0	0.00 %
4611217 89000-0 CAPITAL OUTLAY	0	0	0	26,200	0	0.00 %
TOTAL NON-PERSONNEL COSTS	0	0	0	26,200	0	0.00 %
LEGAL DEPARTMENT	0	0	0	12,000	0	0.00 %
LD-CITY PROSECUTOR	0	0	0	12,000	0	0.00 %
1401 LD-CITY PROSECUTOR	0	0	0	12,000	0	0.00 %
4611401 89000-0 CAPITAL OUTLAY	0	0	0	12,000	0	0.00 %
TOTAL NON-PERSONNEL COSTS	0	0	0	12,000	0	0.00 %
OFFICE OF FINANCE & MANAGEMENT	0	0	0	2,267,318	716,602	100.00 %
FM-ACCOUNTING	0	0	0	7,125	0	0.00 %
0120 FM-ACCOUNTING	0	0	0	7,125	0	0.00 %
4610120 89000-0 CAPITAL OUTLAY	0	0	0	7,125	0	0.00 %
TOTAL NON-PERSONNEL COSTS	0	0	0	7,125	0	0.00 %
FM-PURCHASING/PROPERTY MGMT	0	0	0	0	6,500	100.00 %
0150 FM-PURCHASING/PROPERTY MGMT	0	0	0	0	6,500	100.00 %
4610150 89000-0 CAPITAL OUTLAY	0	0	0	0	6,500	100.00 %
TOTAL NON-PERSONNEL COSTS	0	0	0	0	6,500	100.00 %
FM-GENERAL ACCOUNTS	0	0	0	2,258,193	710,102	100.00 %
0170 FM-GENERAL ACCOUNTS	0	0	0	2,258,193	710,102	100.00 %
4610170 51000-0 ADMINISTRATIVE COST	0	0	0	134,427	134,750	100.00 %
4610170 52000-0 LEGAL FEES	0	0	0	10,780	0	0.00 %
4610170 74000-101 INT APP-CITY GENERAL FUND	0	0	0	477,315	411,251	100.00 %
4610170 74000-126 INT APP-GRANTS-FEDERAL	0	0	0	19,765	0	0.00 %
4610170 74000-127 INT APP-GRANTS-STATE	0	0	0	164,965	0	0.00 %
4610170 74000-187 INT APP-FTA CAPITAL	0	0	0	939,421	0	0.00 %
4610170 74000-189 INT APP-LA DOTD MPO GRANTS	0	0	0	390,090	0	0.00 %
4610170 74000-353 INT APP-61 ST BOND RESERVE FD	0	0	0	0	51,226	100.00 %
4610170 74000-645 INT APP-2016 AUGUST FLOOD FUND	0	0	0	16,701	0	0.00 %
4610170 76474-0 EXT APP-MERS	0	0	0	104,729	112,875	100.00 %
TOTAL NON-PERSONNEL COSTS	0	0	0	2,258,193	710,102	100.00 %
FM-RISK MANAGEMENT & GROUP INSURANCE	0	0	0	2,000	0	0.00 %
2180 FM-RISK MANAGEMENT	0	0	0	2,000	0	0.00 %
4612180 89000-0 CAPITAL OUTLAY	0	0	0	2,000	0	0.00 %
TOTAL NON-PERSONNEL COSTS	0	0	0	2,000	0	0.00 %
DEPT OF INNOVATION & TECHNOLOGY	0	0	0	2,302,102	0	0.00 %
IT-CHIEF INNOVATION OFFICER	0	0	0	2,302,102	0	0.00 %
2910 IT-INNOVATION SERVICES	0	0	0	2,302,102	0	0.00 %
4612910 89000-0 CAPITAL OUTLAY	0	0	0	2,302,102	0	0.00 %
TOTAL NON-PERSONNEL COSTS	0	0	0	2,302,102	0	0.00 %
POLICE DEPARTMENT	0	0	0	8,147,015	2,260,167	100.00 %
PD-ADMINISTRATION	0	0	0	2,253,025	90,817	100.00 %
3100 PD-ADMINISTRATION	0	0	0	2,253,025	90,817	100.00 %
4613100 54001-0 JAILER SERV-JAIL CAP IMP	0	0	0	1,250,000	0	0.00 %

**LAFAYETTE CONSOLIDATED GOVERNMENT
2024 - 2025 ADOPTED BUDGET
ANNUAL BUDGET BY FUND
1961 SALES TAX CAP IMPROV-CITY DETAILED PRO FORMA**

<u>ACCOUNT</u>	<u>ACTUAL</u> <u>FY 22-23</u>	<u>CUR BUDGET</u> <u>FY 23-24</u>	<u>ACTUAL AT</u> <u>4/30/2024</u>	<u>PROJECTED</u> <u>FY 23-24</u>	<u>ADOPTED</u> <u>FY 24-25</u>	<u>ADOPTED</u> <u>VS</u> <u>CURRENT</u>
4613100 77140-0 RESERVE-DIRECTOR'S	0	0	0	5,000	5,000	100.00 %
4613100 89000-0 CAPITAL OUTLAY	0	0	0	998,025	85,817	100.00 %
TOTAL NON-PERSONNEL COSTS	0	0	0	2,253,025	90,817	100.00 %
PD-PATROL	0	0	0	7,925	71,500	100.00 %
3120 PD-PATROL	0	0	0	7,925	71,500	100.00 %
4613120 89000-0 CAPITAL OUTLAY	0	0	0	7,925	71,500	100.00 %
TOTAL NON-PERSONNEL COSTS	0	0	0	7,925	71,500	100.00 %
PD-SERVICES	0	0	0	5,828,812	2,077,850	100.00 %
3130 PD-SERVICES	0	0	0	5,828,812	2,077,850	100.00 %
4613130 89000-0 CAPITAL OUTLAY	0	0	0	5,828,812	2,077,850	100.00 %
TOTAL NON-PERSONNEL COSTS	0	0	0	5,828,812	2,077,850	100.00 %
PD-CRIMINAL INVESTIGATION	0	0	0	57,253	20,000	100.00 %
3140 PD-CRIMINAL INVESTIGATION	0	0	0	57,253	20,000	100.00 %
4613140 89000-0 CAPITAL OUTLAY	0	0	0	57,253	20,000	100.00 %
TOTAL NON-PERSONNEL COSTS	0	0	0	57,253	20,000	100.00 %
FIRE DEPARTMENT	0	0	0	7,949,725	6,089,044	100.00 %
FD-ADMINISTRATION	0	0	0	3,000	5,000	100.00 %
4100 FD-ADMINISTRATION	0	0	0	3,000	5,000	100.00 %
4614100 77140-0 RESERVE-DIRECTOR'S	0	0	0	3,000	5,000	100.00 %
TOTAL NON-PERSONNEL COSTS	0	0	0	3,000	5,000	100.00 %
FD-EMERGENCY OPERATIONS	0	0	0	6,354,939	5,912,544	100.00 %
4120 FD-EMERGENCY OPERATIONS	0	0	0	6,351,506	5,902,544	100.00 %
4614120 89000-0 CAPITAL OUTLAY	0	0	0	6,351,506	5,902,544	100.00 %
TOTAL NON-PERSONNEL COSTS	0	0	0	6,351,506	5,902,544	100.00 %
4121 FD-EO-HAZMAT	0	0	0	3,433	10,000	100.00 %
4614121 89000-0 CAPITAL OUTLAY	0	0	0	3,433	10,000	100.00 %
TOTAL NON-PERSONNEL COSTS	0	0	0	3,433	10,000	100.00 %
FD-TECHNICAL OPERATIONS	0	0	0	1,591,786	171,500	100.00 %
4131 FD-TO-COMMUNICATIONS	0	0	0	103,000	130,500	100.00 %
4614131 89000-0 CAPITAL OUTLAY	0	0	0	103,000	130,500	100.00 %
TOTAL NON-PERSONNEL COSTS	0	0	0	103,000	130,500	100.00 %
4132 FD-TO-FIRE PREVENTION	0	0	0	25,122	0	0.00 %
4614132 89000-0 CAPITAL OUTLAY	0	0	0	25,122	0	0.00 %
TOTAL NON-PERSONNEL COSTS	0	0	0	25,122	0	0.00 %
4133 FD-TO-TRAINING	0	0	0	1,463,664	41,000	100.00 %
4614133 89000-0 CAPITAL OUTLAY	0	0	0	1,463,664	41,000	100.00 %
TOTAL NON-PERSONNEL COSTS	0	0	0	1,463,664	41,000	100.00 %
PUBLIC WORKS DEPARTMENT	0	0	0	23,336,926	17,351,200	100.00 %
PW-DIRECTOR'S OFFICE	0	0	0	264,648	247,577	100.00 %
5100 PW-DIRECTOR'S OFFICE	0	0	0	264,648	247,577	100.00 %
4615100 50000-0 PERSONNEL SALARIES	0	0	0	188,692	193,726	100.00 %
4615100 50400-0 GROUP HEALTH INSURANCE	0	0	0	22,012	22,012	100.00 %

**LAFAYETTE CONSOLIDATED GOVERNMENT
2024 - 2025 ADOPTED BUDGET
ANNUAL BUDGET BY FUND
1961 SALES TAX CAP IMPROV-CITY DETAILED PRO FORMA**

<u>ACCOUNT</u>	<u>ACTUAL</u> <u>FY 22-23</u>	<u>CUR BUDGET</u> <u>FY 23-24</u>	<u>ACTUAL AT</u> <u>4/30/2024</u>	<u>PROJECTED</u> <u>FY 23-24</u>	<u>ADOPTED</u> <u>FY 24-25</u>	<u>ADOPTED</u> <u>VS</u> <u>CURRENT</u>
4615100 50415-0 GROUP LIFE INSURANCE	0	0	0	676	706	100.00 %
4615100 50430-0 WORKERS COMP INSURANCE	0	0	0	1,019	1,046	100.00 %
4615100 50500-0 RETIREMENT/MEDICARE TAX	0	0	0	49,249	25,087	100.00 %
TOTAL PERSONNEL COSTS	0	0	0	261,648	242,577	100.00 %
4615100 77140-0 RESERVE-DIRECTOR'S	0	0	0	3,000	5,000	100.00 %
TOTAL NON-PERSONNEL COSTS	0	0	0	3,000	5,000	100.00 %
PW-CAPITAL IMPROVEMENTS-PROJ	0	0	0	12,592,740	11,945,495	100.00 %
5130 PW-CIP-PROJECTS	0	0	0	12,592,740	11,945,495	100.00 %
4615130 89000-0 CAPITAL OUTLAY	0	0	0	12,592,740	11,945,495	100.00 %
TOTAL NON-PERSONNEL COSTS	0	0	0	12,592,740	11,945,495	100.00 %
PW-CAPITAL IMPROVEMENTS-OTHER	0	0	0	8,414,966	3,943,128	100.00 %
5131 PW-CIP-ENGINEER/DESIGN/DEVELOP	0	0	0	2,929,913	1,567,552	100.00 %
4615131 50000-0 PERSONNEL SALARIES	0	0	0	973,160	1,066,203	100.00 %
4615131 50100-0 TEMPORARY EMPLOYEES	0	0	0	3,125	3,125	100.00 %
4615131 50200-0 OVERTIME	0	0	0	111,561	113,792	100.00 %
4615131 50400-0 GROUP HEALTH INSURANCE	0	0	0	115,320	115,320	100.00 %
4615131 50415-0 GROUP LIFE INSURANCE	0	0	0	5,244	5,334	100.00 %
4615131 50430-0 WORKERS COMP INSURANCE	0	0	0	5,438	5,759	100.00 %
4615131 50500-0 RETIREMENT/MEDICARE TAX	0	0	0	215,152	211,229	100.00 %
TOTAL PERSONNEL COSTS	0	0	0	1,429,000	1,520,762	100.00 %
4615131 50600-0 TRAINING OF PERSONNEL	0	0	0	3,000	3,000	100.00 %
4615131 50800-0 UNIFORMS	0	0	0	1,000	1,000	100.00 %
4615131 63000-0 EQUIPMENT MAINTENANCE	0	0	0	2,000	2,000	100.00 %
4615131 70000-0 DUES & LICENSES	0	0	0	1,000	1,000	100.00 %
4615131 70500-0 TELECOMMUNICATIONS	0	0	0	6,200	6,200	100.00 %
4615131 70800-0 TRAVEL & MEETINGS	0	0	0	700	700	100.00 %
4615131 72600-0 TRANSPORTATION	0	0	0	16,071	16,071	100.00 %
4615131 72700-0 SUPPLIES & MATERIALS	0	0	0	7,700	7,700	100.00 %
4615131 78000-0 UNINSURED LOSSES	0	0	0	32,627	9,119	100.00 %
4615131 89000-0 CAPITAL OUTLAY	0	0	0	1,430,615	0	0.00 %
TOTAL NON-PERSONNEL COSTS	0	0	0	1,500,913	46,790	100.00 %
5132 PW-CIP-RIGHT OF WAY	0	0	0	356,932	401,901	100.00 %
4615132 50000-0 PERSONNEL SALARIES	0	0	0	223,327	279,241	100.00 %
4615132 50100-0 TEMPORARY EMPLOYEES	0	0	0	7,500	7,500	100.00 %
4615132 50400-0 GROUP HEALTH INSURANCE	0	0	0	43,916	32,910	100.00 %
4615132 50415-0 GROUP LIFE INSURANCE	0	0	0	1,744	1,634	100.00 %
4615132 50430-0 WORKERS COMP INSURANCE	0	0	0	1,578	1,508	100.00 %
4615132 50500-0 RETIREMENT/MEDICARE TAX	0	0	0	64,383	63,578	100.00 %
TOTAL PERSONNEL COSTS	0	0	0	342,448	386,371	100.00 %
4615132 50600-0 TRAINING OF PERSONNEL	0	0	0	275	1,275	100.00 %
4615132 50800-0 UNIFORMS	0	0	0	955	955	100.00 %
4615132 70400-0 PUBLICATION & RECORDATION	0	0	0	4,700	4,700	100.00 %
4615132 70500-0 TELECOMMUNICATIONS	0	0	0	3,400	3,400	100.00 %
4615132 70902-0 DUPLICATING EQUIPMENT EXPENSES	0	0	0	254	300	100.00 %
4615132 72600-0 TRANSPORTATION	0	0	0	4,000	4,000	100.00 %
4615132 72700-0 SUPPLIES & MATERIALS	0	0	0	900	900	100.00 %
TOTAL NON-PERSONNEL COSTS	0	0	0	14,484	15,530	100.00 %

**LAFAYETTE CONSOLIDATED GOVERNMENT
2024 - 2025 ADOPTED BUDGET
ANNUAL BUDGET BY FUND
1961 SALES TAX CAP IMPROV-CITY DETAILED PRO FORMA**

<u>ACCOUNT</u>	<u>ACTUAL</u> <u>FY 22-23</u>	<u>CUR BUDGET</u> <u>FY 23-24</u>	<u>ACTUAL AT</u> <u>4/30/2024</u>	<u>PROJECTED</u> <u>FY 23-24</u>	<u>ADOPTED</u> <u>FY 24-25</u>	<u>ADOPTED</u> <u>VS</u> <u>CURRENT</u>
5133 PW-CIP-ESTIMATES/ADMIN	0	0	0	271,397	289,856	100.00 %
4615133 50000-0 PERSONNEL SALARIES	0	0	0	176,485	187,603	100.00 %
4615133 50100-0 TEMPORARY EMPLOYEES	0	0	0	2,375	2,375	100.00 %
4615133 50200-0 OVERTIME	0	0	0	408	416	100.00 %
4615133 50400-0 GROUP HEALTH INSURANCE	0	0	0	27,434	32,964	100.00 %
4615133 50415-0 GROUP LIFE INSURANCE	0	0	0	987	1,090	100.00 %
4615133 50430-0 WORKERS COMP INSURANCE	0	0	0	953	1,013	100.00 %
4615133 50500-0 RETIREMENT/MEDICARE TAX	0	0	0	22,855	24,495	100.00 %
TOTAL PERSONNEL COSTS	0	0	0	231,497	249,956	100.00 %
4615133 70000-0 DUES & LICENSES	0	0	0	7,000	7,000	100.00 %
4615133 70200-0 POSTAGE/SHIPPING CHARGES	0	0	0	2,900	2,900	100.00 %
4615133 70300-0 PRINTING & BINDING	0	0	0	500	500	100.00 %
4615133 70400-0 PUBLICATION & RECORDATION	0	0	0	1,500	1,500	100.00 %
4615133 70500-0 TELECOMMUNICATIONS	0	0	0	1,200	1,200	100.00 %
4615133 70800-0 TRAVEL & MEETINGS	0	0	0	1,000	1,000	100.00 %
4615133 70902-0 DUPLICATING EQUIPMENT EXPENSES	0	0	0	3,000	3,000	100.00 %
4615133 70907-0 CONTRACTUAL SERVICES	0	0	0	7,000	7,000	100.00 %
4615133 72700-0 SUPPLIES & MATERIALS	0	0	0	15,800	15,800	100.00 %
TOTAL NON-PERSONNEL COSTS	0	0	0	39,900	39,900	100.00 %
5134 PW-CIP-PROJECT CONTROL	0	0	0	4,856,724	1,683,819	100.00 %
4615134 50000-0 PERSONNEL SALARIES	0	0	0	1,023,991	1,044,912	100.00 %
4615134 50100-0 TEMPORARY EMPLOYEES	0	0	0	2,000	2,000	100.00 %
4615134 50200-0 OVERTIME	0	0	0	103,954	106,033	100.00 %
4615134 50400-0 GROUP HEALTH INSURANCE	0	0	0	109,844	93,308	100.00 %
4615134 50415-0 GROUP LIFE INSURANCE	0	0	0	4,922	4,621	100.00 %
4615134 50430-0 WORKERS COMP INSURANCE	0	0	0	6,054	5,643	100.00 %
4615134 50500-0 RETIREMENT/MEDICARE TAX	0	0	0	261,498	232,642	100.00 %
TOTAL PERSONNEL COSTS	0	0	0	1,512,263	1,489,159	100.00 %
4615134 50600-0 TRAINING OF PERSONNEL	0	0	0	4,000	4,000	100.00 %
4615134 50800-0 UNIFORMS	0	0	0	800	800	100.00 %
4615134 63000-0 EQUIPMENT MAINTENANCE	0	0	0	2,300	2,300	100.00 %
4615134 70000-0 DUES & LICENSES	0	0	0	1,800	2,400	100.00 %
4615134 70332-0 PRINT & BIND-LCG STD SPECS	0	0	0	1,500	1,500	100.00 %
4615134 70500-0 TELECOMMUNICATIONS	0	0	0	8,500	8,500	100.00 %
4615134 70800-0 TRAVEL & MEETINGS	0	0	0	6,000	6,000	100.00 %
4615134 70995-0 CONTR SERV-GPS COMMUN SVC	0	0	0	3,000	3,000	100.00 %
4615134 72600-0 TRANSPORTATION	0	0	0	30,000	30,000	100.00 %
4615134 72700-0 SUPPLIES & MATERIALS	0	0	0	3,500	3,500	100.00 %
4615134 78000-0 UNINSURED LOSSES	0	0	0	10,474	132,660	100.00 %
4615134 89000-0 CAPITAL OUTLAY	0	0	0	3,272,587	0	0.00 %
TOTAL NON-PERSONNEL COSTS	0	0	0	3,344,461	194,660	100.00 %
PW-FACILITY MAINTENANCE	0	0	0	2,064,572	1,215,000	100.00 %
5141 PW-FM-ADMINISTRATION	0	0	0	1,230,369	365,000	100.00 %
4615141 89000-0 CAPITAL OUTLAY	0	0	0	1,230,369	365,000	100.00 %
TOTAL NON-PERSONNEL COSTS	0	0	0	1,230,369	365,000	100.00 %
5142 PW-FM-BUILDING MAINTENANCE	0	0	0	65,203	0	0.00 %
4615142 89000-0 CAPITAL OUTLAY	0	0	0	65,203	0	0.00 %
TOTAL NON-PERSONNEL COSTS	0	0	0	65,203	0	0.00 %

**LAFAYETTE CONSOLIDATED GOVERNMENT
2024 - 2025 ADOPTED BUDGET
ANNUAL BUDGET BY FUND
1961 SALES TAX CAP IMPROV-CITY DETAILED PRO FORMA**

<u>ACCOUNT</u>	<u>ACTUAL</u> <u>FY 22-23</u>	<u>CUR BUDGET</u> <u>FY 23-24</u>	<u>ACTUAL AT</u> <u>4/30/2024</u>	<u>PROJECTED</u> <u>FY 23-24</u>	<u>ADOPTED</u> <u>FY 24-25</u>	<u>ADOPTED</u> <u>VS</u> <u>CURRENT</u>
5143 PW-FM-CITY HALL MAINTENANCE	0	0	0	350,000	850,000	100.00 %
4615143 89000-0 CAPITAL OUTLAY	0	0	0	350,000	850,000	100.00 %
TOTAL NON-PERSONNEL COSTS	0	0	0	350,000	850,000	100.00 %
5144 PW-FM-ROSA PARKS TRANSP CTR	0	0	0	419,000	0	0.00 %
4615144 89000-0 CAPITAL OUTLAY	0	0	0	419,000	0	0.00 %
TOTAL NON-PERSONNEL COSTS	0	0	0	419,000	0	0.00 %
DRAINAGE DEPARTMENT	0	0	0	8,437,028	689,000	100.00 %
DR-OPERATIONS DIVISION	0	0	0	8,437,028	689,000	100.00 %
5121 DR-OP-ADMINISTRATION	0	0	0	122,500	1,000	100.00 %
4615121 89000-0 CAPITAL OUTLAY	0	0	0	122,500	1,000	100.00 %
TOTAL NON-PERSONNEL COSTS	0	0	0	122,500	1,000	100.00 %
5122 DR-OP-DRAINAGE	0	0	0	8,314,528	638,000	100.00 %
4615122 89000-0 CAPITAL OUTLAY	0	0	0	8,314,528	638,000	100.00 %
TOTAL NON-PERSONNEL COSTS	0	0	0	8,314,528	638,000	100.00 %
5222 DR-OP-DRAINAGE-C	0	0	0	0	50,000	100.00 %
4615222 89000-0 CAPITAL OUTLAY	0	0	0	0	50,000	100.00 %
TOTAL NON-PERSONNEL COSTS	0	0	0	0	50,000	100.00 %
TRAFFIC, ROADS AND BRIDGES DEPARTMENT	0	0	0	7,845,670	1,079,507	100.00 %
RB-OPERATIONS DIVISION	0	0	0	1,978,268	310,000	100.00 %
5124 RB-OP-ROADS/BRIDGES	0	0	0	1,978,268	310,000	100.00 %
4615124 89000-0 CAPITAL OUTLAY	0	0	0	1,978,268	310,000	100.00 %
TOTAL NON-PERSONNEL COSTS	0	0	0	1,978,268	310,000	100.00 %
RB-TRAFFIC ENGINEERING	0	0	0	3,407,126	363,007	100.00 %
5910 RB-TRAFFIC ENGINEERING DEVELOP	0	0	0	2,012,951	108,007	100.00 %
4615910 50000-0 PERSONNEL SALARIES	0	0	0	52,081	55,135	100.00 %
4615910 50100-0 TEMPORARY EMPLOYEES	0	0	0	10,778	10,778	100.00 %
4615910 50200-0 OVERTIME	0	0	0	11,300	11,526	100.00 %
4615910 50400-0 GROUP HEALTH INSURANCE	0	0	0	16,482	5,476	100.00 %
4615910 50415-0 GROUP LIFE INSURANCE	0	0	0	609	329	100.00 %
4615910 50430-0 WORKERS COMP INSURANCE	0	0	0	551	298	100.00 %
4615910 50500-0 RETIREMENT/MEDICARE TAX	0	0	0	6,745	8,140	100.00 %
TOTAL PERSONNEL COSTS	0	0	0	98,546	91,682	100.00 %
4615910 50600-0 TRAINING OF PERSONNEL	0	0	0	8,700	8,700	100.00 %
4615910 70200-0 POSTAGE/SHIPPING CHARGES	0	0	0	300	300	100.00 %
4615910 72600-0 TRANSPORTATION	0	0	0	2,825	2,825	100.00 %
4615910 72700-0 SUPPLIES & MATERIALS	0	0	0	4,500	4,500	100.00 %
4615910 89000-0 CAPITAL OUTLAY	0	0	0	1,898,080	0	0.00 %
TOTAL NON-PERSONNEL COSTS	0	0	0	1,914,405	16,325	100.00 %
5911 RB-TRAFFIC ENGINEERING MAINT	0	0	0	1,394,175	255,000	100.00 %
4615911 89000-0 CAPITAL OUTLAY	0	0	0	1,394,175	255,000	100.00 %
TOTAL NON-PERSONNEL COSTS	0	0	0	1,394,175	255,000	100.00 %
RB-TRAFFIC SIGNALS MAINT	0	0	0	1,131,152	106,500	100.00 %
5930 RB-TRAFFIC SIGNALS MAINT	0	0	0	1,131,152	106,500	100.00 %

**LAFAYETTE CONSOLIDATED GOVERNMENT
2024 - 2025 ADOPTED BUDGET
ANNUAL BUDGET BY FUND
1961 SALES TAX CAP IMPROV-CITY DETAILED PRO FORMA**

<u>ACCOUNT</u>	<u>ACTUAL</u> <u>FY 22-23</u>	<u>CUR BUDGET</u> <u>FY 23-24</u>	<u>ACTUAL AT</u> <u>4/30/2024</u>	<u>PROJECTED</u> <u>FY 23-24</u>	<u>ADOPTED</u> <u>FY 24-25</u>	<u>ADOPTED</u> <u>VS</u> <u>CURRENT</u>
4615930 89000-0 CAPITAL OUTLAY	0	0	0	1,131,152	106,500	100.00 %
TOTAL NON-PERSONNEL COSTS	0	0	0	1,131,152	106,500	100.00 %
RB-TRANSIT OPERATIONS	0	0	0	747,741	0	0.00 %
5940 RB-TRANSIT OPERATIONS	0	0	0	747,741	0	0.00 %
4615940 89000-0 CAPITAL OUTLAY	0	0	0	747,741	0	0.00 %
TOTAL NON-PERSONNEL COSTS	0	0	0	747,741	0	0.00 %
RB-PARKING PROGRAM	0	0	0	581,383	300,000	100.00 %
5950 RB-PARKING PROGRAM	0	0	0	581,383	300,000	100.00 %
4615950 89000-0 CAPITAL OUTLAY	0	0	0	581,383	300,000	100.00 %
TOTAL NON-PERSONNEL COSTS	0	0	0	581,383	300,000	100.00 %
PARKS ARTS RECREATION CULTURE	0	0	0	5,594,752	1,817,500	100.00 %
PR-DIRECTOR'S OFFICE	0	0	0	10,000	10,000	100.00 %
6100 PR-DIRECTOR'S OFFICE	0	0	0	10,000	10,000	100.00 %
4616100 77140-0 RESERVE-DIRECTOR'S	0	0	0	10,000	10,000	100.00 %
TOTAL NON-PERSONNEL COSTS	0	0	0	10,000	10,000	100.00 %
PR-OPERATIONS & MAINTENANCE	0	0	0	4,240,584	100,000	100.00 %
6120 PR-OPERATIONS & MAINTENANCE	0	0	0	4,240,584	100,000	100.00 %
4616120 89000-0 CAPITAL OUTLAY	0	0	0	4,240,584	100,000	100.00 %
TOTAL NON-PERSONNEL COSTS	0	0	0	4,240,584	100,000	100.00 %
PR-ATHLETIC PROGRAMS	0	0	0	257,778	25,000	100.00 %
6130 PR-ATHLETIC PROGRAMS	0	0	0	250,000	0	0.00 %
4616130 89000-0 CAPITAL OUTLAY	0	0	0	250,000	0	0.00 %
TOTAL NON-PERSONNEL COSTS	0	0	0	250,000	0	0.00 %
6131 PR-AP-SWIMMING	0	0	0	4,888	25,000	100.00 %
4616131 89000-0 CAPITAL OUTLAY	0	0	0	4,888	25,000	100.00 %
TOTAL NON-PERSONNEL COSTS	0	0	0	4,888	25,000	100.00 %
6133 PR-AP-THERAPEUTIC RECREATION	0	0	0	2,890	0	0.00 %
4616133 89000-0 CAPITAL OUTLAY	0	0	0	2,890	0	0.00 %
TOTAL NON-PERSONNEL COSTS	0	0	0	2,890	0	0.00 %
PR-CENTERS & OTHER PROGRAMS	0	0	0	464,991	1,248,000	100.00 %
6140 PR-CENTERS & PROGRAMS	0	0	0	464,991	1,248,000	100.00 %
4616140 89000-0 CAPITAL OUTLAY	0	0	0	464,991	1,248,000	100.00 %
TOTAL NON-PERSONNEL COSTS	0	0	0	464,991	1,248,000	100.00 %
PR-ARTS & CULTURE	0	0	0	539,142	249,500	100.00 %
8181 PR-AC-ADMINISTRATION	0	0	0	26,045	0	0.00 %
4618181 89000-0 CAPITAL OUTLAY	0	0	0	26,045	0	0.00 %
TOTAL NON-PERSONNEL COSTS	0	0	0	26,045	0	0.00 %
8182 PR-AC-HPACC	0	0	0	118,773	0	0.00 %
4618182 89000-0 CAPITAL OUTLAY	0	0	0	118,773	0	0.00 %
TOTAL NON-PERSONNEL COSTS	0	0	0	118,773	0	0.00 %
8184 PR-AC-NATURE STATION	0	0	0	105,553	14,500	100.00 %

**LAFAYETTE CONSOLIDATED GOVERNMENT
2024 - 2025 ADOPTED BUDGET
ANNUAL BUDGET BY FUND
1961 SALES TAX CAP IMPROV-CITY DETAILED PRO FORMA**

<u>ACCOUNT</u>	<u>ACTUAL</u> <u>FY 22-23</u>	<u>CUR BUDGET</u> <u>FY 23-24</u>	<u>ACTUAL AT</u> <u>4/30/2024</u>	<u>PROJECTED</u> <u>FY 23-24</u>	<u>ADOPTED</u> <u>FY 24-25</u>	<u>ADOPTED</u> <u>VS</u> <u>CURRENT</u>
4618184 89000-0 CAPITAL OUTLAY	0	0	0	105,553	14,500	100.00 %
TOTAL NON-PERSONNEL COSTS	0	0	0	105,553	14,500	100.00 %
8185 PR-AC-MAINTENANCE	0	0	0	288,771	235,000	100.00 %
4618185 89000-0 CAPITAL OUTLAY	0	0	0	288,771	235,000	100.00 %
TOTAL NON-PERSONNEL COSTS	0	0	0	288,771	235,000	100.00 %
PR-GOLF COURSES	0	0	0	82,257	185,000	100.00 %
6170 PR-J&L HEBERT MUNI GOLF COURSE	0	0	0	3,615	70,000	100.00 %
4616170 89000-0 CAPITAL OUTLAY	0	0	0	3,615	70,000	100.00 %
TOTAL NON-PERSONNEL COSTS	0	0	0	3,615	70,000	100.00 %
6171 PR-VIEUX CHENES GOLF COURSE	0	0	0	28,642	25,000	100.00 %
4616171 89000-0 CAPITAL OUTLAY	0	0	0	28,642	25,000	100.00 %
TOTAL NON-PERSONNEL COSTS	0	0	0	28,642	25,000	100.00 %
6172 PR-WETLANDS GOLF COURSE	0	0	0	50,000	90,000	100.00 %
4616172 89000-0 CAPITAL OUTLAY	0	0	0	50,000	90,000	100.00 %
TOTAL NON-PERSONNEL COSTS	0	0	0	50,000	90,000	100.00 %
COMMUNITY DEVELOPMENT & PLANNING	0	0	0	5,692,647	91,210	100.00 %
CP-PLANNING	0	0	0	5,532,548	86,210	100.00 %
5901 CP-PLANNING	0	0	0	5,532,548	86,210	100.00 %
4615901 76058-0 EXT APP-ACADIANA MPO	0	0	0	86,210	86,210	100.00 %
4615901 89000-0 CAPITAL OUTLAY	0	0	0	5,446,338	0	0.00 %
TOTAL NON-PERSONNEL COSTS	0	0	0	5,532,548	86,210	100.00 %
CP-CODES	0	0	0	135,099	0	0.00 %
9020 CP-CODES	0	0	0	135,099	0	0.00 %
4619020 89000-0 CAPITAL OUTLAY	0	0	0	135,099	0	0.00 %
TOTAL NON-PERSONNEL COSTS	0	0	0	135,099	0	0.00 %
CP-PERMITTING	0	0	0	15,000	0	0.00 %
9040 CP-PERMITTING	0	0	0	15,000	0	0.00 %
4619040 89000-0 CAPITAL OUTLAY	0	0	0	15,000	0	0.00 %
TOTAL NON-PERSONNEL COSTS	0	0	0	15,000	0	0.00 %
CP-DIRECTOR'S OFFICE	0	0	0	10,000	5,000	100.00 %
9041 CP-DO-DIRECTOR'S OFFICE	0	0	0	10,000	5,000	100.00 %
4619041 77140-0 RESERVE-DIRECTOR'S	0	0	0	5,000	5,000	100.00 %
4619041 89000-0 CAPITAL OUTLAY	0	0	0	5,000	0	0.00 %
TOTAL NON-PERSONNEL COSTS	0	0	0	10,000	5,000	100.00 %
GRAND TOTAL EXPENDITURES	0	0	0	74,922,201	32,875,028	100.00 %
NET INCREASE (DECREASE)	0	0	0	(44,670,909)	(5,754,086)	-100.00 %
ENDING FUND BALANCE	0			5,770,042	15,956	

**LAFAYETTE CONSOLIDATED GOVERNMENT
2024 - 2025 ADOPTED BUDGET
CAPITAL APPROPRIATION FOR 1961 SALES TAX CAP IMPROV-CITY**

ADOPTED
FY 24-25

SECTION ACCOUNT ACTIVITY

FUND 461 1961 SALES TAX CAP IMPROV-CITY			
<u>1200 - EO-MAYOR-PRESIDENT'S OFFICE</u>			
4611200	89000-0	CAPITAL OUTLAY	15,000
	461256001301200	FURNITURE AND EQUIPMENT	15,000
TOTAL SECTION 1200 EO-MAYOR-PRESIDENT'S OFFICE			15,000
TOTAL DIV EO-MP EO-MAYOR-PRESIDENT'S OFFICE			15,000
TOTAL DEPT 005 EO-EXECUTIVE			15,000
<u>0150 - FM-PURCHASING/PROPERTY MGMT</u>			
4610150	89000-0	CAPITAL OUTLAY	6,500
	461256000380150	CUBICLE ADDITION	6,500
TOTAL SECTION 0150 FM-PURCHASING/PROPERTY MGMT			6,500
TOTAL DIV FM-PP FM-PURCHASING/PROPERTY MGMT			6,500
TOTAL DEPT 015 OFFICE OF FINANCE & MANAGEMENT			6,500
<u>3100 - PD-ADMINISTRATION</u>			
4613100	89000-0	CAPITAL OUTLAY	85,817
	461256000993100	RPL BODY ARMOR -14	35,817
	461256006903100	DOWNTOWN CAMERAS-10	50,000
TOTAL SECTION 3100 PD-ADMINISTRATION			85,817
TOTAL DIV PD-A PD-ADMINISTRATION			85,817
<u>3120 - PD-PATROL</u>			
4613120	89000-0	CAPITAL OUTLAY	71,500
	461256001303120	OFFICE FURNITURE	6,500
	461256001783120	RPL SADDLES	15,000
	461256002973120	RPL K9 -1	17,500
	461256003623120	RPL HORSE - 1	15,000
	461256006823120	RPL-EMERGENCY K9 -1	17,500
TOTAL SECTION 3120 PD-PATROL			71,500
TOTAL DIV PD-P PD-PATROL			71,500
<u>3130 - PD-SERVICES</u>			
4613130	89000-0	CAPITAL OUTLAY	2,077,850
	461254000543130	RPL FLOORING	65,000
	461254000593130	PT 4 FACILITY IMPROVEMENT/RENO	20,000
	461254000653130	TRAINING ROOM RENOVATION	77,000
	461254001603130	RPL HVAC-PHASE III	1,580,000

**LAFAYETTE CONSOLIDATED GOVERNMENT
2024 - 2025 ADOPTED BUDGET
CAPITAL APPROPRIATION FOR 1961 SALES TAX CAP IMPROV-CITY**

<u>SECTION</u>	<u>ACCOUNT</u>	<u>ACTIVITY</u>	<u>ADOPTED FY 24-25</u>
	461254009003130	RANGE IMPROVEMENTS	38,000
	461254009503130	RANGE REMEDIATION/IMPROVEMENTS	33,850
	461256000993130	RPL BODY ARMOR-150	105,000
	461256001073130	MEDICAL EQUIPMENT	15,000
	461256001513130	TRAINING EQUIPMENT	5,000
	461256001643130	PATROL RIFLES NEW-156	131,000
	461256006843130	NEW BALLISTIC SHIELDS-3	8,000
TOTAL SECTION 3130 PD-SERVICES			2,077,850
TOTAL DIV PD-S PD-SERVICES			2,077,850
<u>3140 - PD-CRIMINAL INVESTIGATION</u>			
4613140	89000-0	CAPITAL OUTLAY	20,000
	461256000513140	RPL OFFICE FURNITURE	20,000
TOTAL SECTION 3140 PD-CRIMINAL INVESTIGATION			20,000
TOTAL DIV PD-C PD-CRIMINAL INVESTIGATION			20,000
TOTAL DEPT 030 POLICE DEPARTMENT			2,255,167
<u>4120 - FD-EMERGENCY OPERATIONS</u>			
4614120	89000-0	CAPITAL OUTLAY	5,902,544
	461254000734120	STATION MAINTENANCE	50,000
	461254009804120	STORAGE SHED RPL-5	20,000
	461256000624120	RPL ROPE RESCUE EQUIPMENT	25,000
	461256001084120	FACEPIECES-24	9,000
	461256001154120	RESCUE EQUIPMENT MAINT/REPAIR	10,000
	461256001394120	TOOLS & EQUIPMENT	67,000
	461256001404120	AIRPACK TESTING & REPAIRS	50,000
	461256001414120	LADDER TESTING & REPLACEMENT	18,000
	461256001894120	RPL HEAVY EQUIP TOOLS	40,000
	461256002204120	RPL BUNKER GEAR	225,000
	461256002254120	CASCADE SYSTEM RPL-STA 12	56,000
	461256005554120	LAWN EQUIPMENT	10,000
	461256006574120	HI-SPEED FLOOR BUFFERS-4	8,000
	461256007234120	DECONTAMINATION EQUIPMENT	30,000
	461257000034120	RPL PUMPERS-3	1,161,907
	461257000604120	MID-MOUNT LADDER PLATFORM-1	2,400,783
	461257000884120	RPL IMPEL LADDER TRUCK-1	1,721,854
TOTAL SECTION 4120 FD-EMERGENCY OPERATIONS			5,902,544
<u>4121 - FD-EO-HAZMAT</u>			
4614121	89000-0	CAPITAL OUTLAY	10,000
	461256001394121	TOOLS & EQUIPMENT	10,000
TOTAL SECTION 4121 FD-EO-HAZMAT			10,000
TOTAL DIV FD-EO FD-EMERGENCY OPERATIONS			5,912,544
<u>4131 - FD-TO-COMMUNICATIONS</u>			

**LAFAYETTE CONSOLIDATED GOVERNMENT
2024 - 2025 ADOPTED BUDGET
CAPITAL APPROPRIATION FOR 1961 SALES TAX CAP IMPROV-CITY**

<u>SECTION</u>	<u>ACCOUNT</u>	<u>ACTIVITY</u>	<u>ADOPTED FY 24-25</u>
4614131	89000-0	CAPITAL OUTLAY	130,500
	461256001564131	RPL TWO-WAY RADIOS	48,000
	461256001604131	NEW PORTABLE RADIOS-25	82,500
TOTAL SECTION 4131 FD-TO-COMMUNICATIONS			130,500
<u>4133 - FD-TO-TRAINING</u>			
4614133	89000-0	CAPITAL OUTLAY	41,000
	461256001394133	TOOLS & EQUIPMENT	5,000
	461256002204133	BUNKER GEAR	20,000
	461256007234133	RESCUE MAZE/FIRSTAID RPL DOORS	16,000
TOTAL SECTION 4133 FD-TO-TRAINING			41,000
TOTAL DIV FD-TO FD-TECHNICAL OPERATIONS			171,500
TOTAL DEPT 040 FIRE DEPARTMENT			6,084,044
<u>5130 - PW-CIP-PROJECTS</u>			
4615130	89000-0	CAPITAL OUTLAY	11,945,495
	461251002745130	GLORIA SWITCH RD RECONSTRUCT	885,000
	461251002755130	FREM BOUST/AMB INTERSECT MATCH	1,000,000
	461251009035130	URBAN ASPHALT STREET PATCHING	500,000
	461251009045130	URBAN ASPHALT OVERLAY/RECON	2,025,495
	461251009095130	CONCRETE STREET REPAIRS	1,500,000
	461251009105130	BRIDGE RENOVATIONS-CITY	3,150,000
	461251009235130	URBAN ASPHALT ST PRESERVATION	1,000,000
	461251009385130	FREM BOUST/LAKE FARM ROUNDABT	200,000
	461252009055130	BELL N HEIGHTS DRAINAGE IMP	800,000
	461252009455130	BECKY LANE CROSSDRAIN RPL	385,000
	461252019055130	DRAINAGE IMPROVEMENTS-CITY	500,000
TOTAL SECTION 5130 PW-CIP-PROJECTS			11,945,495
TOTAL DIV PW-CI PW-CAPITAL IMPROVEMENTS-PROJ			11,945,495
<u>5141 - PW-FM-ADMINISTRATION</u>			
4615141	89000-0	CAPITAL OUTLAY	365,000
	461254000095141	ROOFING/EXTERIOR REPAIR	150,000
	461254000535141	BLDG ELEVATOR SAFETY IMPRV	20,000
	461254000595141	BLDG./RENO REPAIR	20,000
	461254000825141	BLDG. MATERIAL	10,000
	461254001605141	HVAC REPAIR/REPLACE	150,000
	461256001895141	RPL TOOLS	15,000
TOTAL SECTION 5141 PW-FM-ADMINISTRATION			365,000
<u>5143 - PW-FM-CITY HALL MAINTENANCE</u>			
4615143	89000-0	CAPITAL OUTLAY	850,000
	461254001205143	COUNCIL AUDITORIUM LIGHT RPL	150,000
	461254009505143	CITY HALL IMPR	700,000

**LAFAYETTE CONSOLIDATED GOVERNMENT
2024 - 2025 ADOPTED BUDGET
CAPITAL APPROPRIATION FOR 1961 SALES TAX CAP IMPROV-CITY**

<u>SECTION</u>	<u>ACCOUNT</u>	<u>ACTIVITY</u>	<u>ADOPTED FY 24-25</u>
TOTAL SECTION 5143 PW-FM-CITY HALL MAINTENANCE			850,000
TOTAL DIV PW-FM PW-FACILITY MAINTENANCE			1,215,000
TOTAL DEPT 050 PUBLIC WORKS DEPARTMENT			13,160,495
<u>5121 - DR-OP-ADMINISTRATION</u>			
4615121	89000-0	CAPITAL OUTLAY	1,000
	461256000265121	RPL HAND TOOLS	1,000
TOTAL SECTION 5121 DR-OP-ADMINISTRATION			1,000
<u>5122 - DR-OP-DRAINAGE</u>			
4615122	89000-0	CAPITAL OUTLAY	638,000
	461252009005122	SECONDARY DRAINAGE - CITY	330,000
	461252009025122	RPR - SUBSURF/UNGRD DRAIN LINE	158,000
	461252009035122	IMPROVED COULEE MAINTENANCE	100,000
	461252009075122	COULEE INSPECTION - IMPROVED	50,000
TOTAL SECTION 5122 DR-OP-DRAINAGE			638,000
<u>5222 - DR-OP-DRAINAGE-C</u>			
4615222	89000-0	CAPITAL OUTLAY	50,000
	461256001565222	RPL HANDHELD RADIOS-20	50,000
TOTAL SECTION 5222 DR-OP-DRAINAGE-C			50,000
TOTAL DIV DR-OD DR-OPERATIONS DIVISION			689,000
TOTAL DEPT 051 DRAINAGE DEPARTMENT			689,000
<u>5124 - RB-OP-ROADS/BRIDGES</u>			
4615124	89000-0	CAPITAL OUTLAY	310,000
	461251001305124	ASPHALT & GRAVEL SUPPLIES	110,000
	461251009135124	BRIDGE REPAIRS-CITY	200,000
TOTAL SECTION 5124 RB-OP-ROADS/BRIDGES			310,000
TOTAL DIV RB-OD RB-OPERATIONS DIVISION			310,000
<u>5911 - RB-TRAFFIC ENGINEERING MAINT</u>			
4615911	89000-0	CAPITAL OUTLAY	255,000
	461256000265911	RPL HAND TOOLS	5,000
	461256000795911	SIGN SHOP EQUIPMENT	150,000
	461256001295911	PAVEMENT MARKING EQUIPMENT	100,000
TOTAL SECTION 5911 RB-TRAFFIC ENGINEERING MAINT			255,000
TOTAL DIV RB-TE RB-TRAFFIC ENGINEERING			255,000

**LAFAYETTE CONSOLIDATED GOVERNMENT
2024 - 2025 ADOPTED BUDGET
CAPITAL APPROPRIATION FOR 1961 SALES TAX CAP IMPROV-CITY**

<u>SECTION</u>	<u>ACCOUNT</u>	<u>ACTIVITY</u>	<u>ADOPTED FY 24-25</u>
5930 - RB-TRAFFIC SIGNALS MAINT			
4615930	89000-0	CAPITAL OUTLAY	106,500
	461256001395930	TOOLS & EQUIPMENT	6,500
	461256003965930	TRAFFIC SIGNAL WIRING UPGRADES	100,000
TOTAL SECTION 5930 RB-TRAFFIC SIGNALS MAINT			106,500
TOTAL DIV RB-TS RB-TRAFFIC SIGNALS MAINT			106,500
5950 - RB-PARKING PROGRAM			
4615950	89000-0	CAPITAL OUTLAY	300,000
	461254001215950	VERMILION GARAGE GATES	300,000
TOTAL SECTION 5950 RB-PARKING PROGRAM			300,000
TOTAL DIV PW-PP RB-PARKING PROGRAM			300,000
TOTAL DEPT 052 TRAFFIC, ROADS AND BRIDGES DEPARTMENT			971,500
6120 - PR-OPERATIONS & MAINTENANCE			
4616120	89000-0	CAPITAL OUTLAY	100,000
	461255009006120	PARK IMPROVEMENTS	100,000
TOTAL SECTION 6120 PR-OPERATIONS & MAINTENANCE			100,000
TOTAL DIV PR-OM PR-OPERATIONS & MAINTENANCE			100,000
6131 - PR-AP-SWIMMING			
4616131	89000-0	CAPITAL OUTLAY	25,000
	461256001596131	POOL EQUIPMENT	25,000
TOTAL SECTION 6131 PR-AP-SWIMMING			25,000
TOTAL DIV PR-AP PR-ATHLETIC PROGRAMS			25,000
6140 - PR-CENTERS & PROGRAMS			
4616140	89000-0	CAPITAL OUTLAY	1,248,000
	461254001436140	COMEAX REC CTR - BLDG REPAIR	908,000
	461255009016140	REC CENTER IMPROVEMENTS	340,000
TOTAL SECTION 6140 PR-CENTERS & PROGRAMS			1,248,000
TOTAL DIV PR-CO PR-CENTERS & OTHER PROGRAMS			1,248,000
8184 - PR-AC-NATURE STATION			
4618184	89000-0	CAPITAL OUTLAY	14,500
	461256003368184	TRAIL BRUSH MOWER	14,500

**LAFAYETTE CONSOLIDATED GOVERNMENT
2024 - 2025 ADOPTED BUDGET
CAPITAL APPROPRIATION FOR 1961 SALES TAX CAP IMPROV-CITY**

<u>SECTION</u>	<u>ACCOUNT</u>	<u>ACTIVITY</u>	<u>ADOPTED FY 24-25</u>
TOTAL SECTION 8184 PR-AC-NATURE STATION			14,500
<u>8185 - PR-AC-MAINTENANCE</u>			
4618185	89000-0	CAPITAL OUTLAY	235,000
	461254009008185	HEYMANN IMPROVEMENTS	235,000
TOTAL SECTION 8185 PR-AC-MAINTENANCE			235,000
TOTAL DIV PR-AC PR-ARTS & CULTURE			249,500
<u>6170 - PR-J&L HEBERT MUNI GOLF COURSE</u>			
4616170	89000-0	CAPITAL OUTLAY	70,000
	461255000306170	CART PATH IMPROVEMENTS	30,000
	461257001486170	TRAP RAKE	40,000
TOTAL SECTION 6170 PR-J&L HEBERT MUNI GOLF COURSE			70,000
<u>6171 - PR-VIEUX CHENES GOLF COURSE</u>			
4616171	89000-0	CAPITAL OUTLAY	25,000
	461256001936171	RPL RANGE/COURSE EQUIPMENT	25,000
TOTAL SECTION 6171 PR-VIEUX CHENES GOLF COURSE			25,000
<u>6172 - PR-WETLANDS GOLF COURSE</u>			
4616172	89000-0	CAPITAL OUTLAY	90,000
	461256003906172	NETTING	90,000
TOTAL SECTION 6172 PR-WETLANDS GOLF COURSE			90,000
TOTAL DIV PR-GC PR-GOLF COURSES			185,000
TOTAL DEPT 060 PARKS ARTS RECREATION CULTURE			1,807,500
TOTAL FUND 461 1961 SALES TAX CAP IMPROV-CITY			24,989,206

**LAFAYETTE CONSOLIDATED GOVERNMENT
2024 - 2025 ADOPTED BUDGET
MANNING TABLE FOR 1961 SALES TAX CAP IMPROV-CITY**

	PERSONNEL			CUR BUDGET FY 23-24	PROJECTED FY 23-24	ADOPTED FY 24-25
	CUR	PROJ	ADP			
FUND 461 - 1961 SALES TAX CAP IMPROV-CITY	0	0	40	0	0	2,826,820
PUBLIC WORKS DEPARTMENT	0	0	39	0	0	2,771,685
PW-DIRECTOR'S OFFICE	0	0	2	0	0	193,726
AF 1002 DIRECTORS EXEC SECRETARY	0	0	1	0	0	55,873
AU 9013 DEPARTMENT DIRECTOR	0	0	1	0	0	137,853
TOTAL PERSONNEL 5100 PW-DIRECTOR'S OFFICE	0	0	2	0	0	193,726
PW-CAPITAL IMPROVEMENTS-OTHER	0	0	37	0	0	2,577,959
AF 1133 GIS TECHNICIAN	0	0	1	0	0	57,000
AF 2015 PW CIVIL ENGINEER SUPV	0	0	1	0	0	118,716
AF 2035 CIVIL ENGINEER III	0	0	2	0	0	196,922
AF 2036 CIVIL ENGINEER AIDE SPEC I	0	0	3	0	0	167,943
AF 2037 CIVIL ENGINEER AIDE SPEC II	0	0	7	0	0	480,308
AF 2040 CIVIL ENGINEERING AIDE III	0	0	1	0	0	45,314
TOTAL PERSONNEL 5131 PW-CIP-ENGINEER/DESIGN/DEVELOP	0	0	15	0	0	1,066,203
AF 2050 RIGHT-OF-WAY AGENT	0	0	4	0	0	211,429
AF 2052 CHIEF RIGHT-OF-WAY AGENT	0	0	1	0	0	67,812
TOTAL PERSONNEL 5132 PW-CIP-RIGHT OF WAY	0	0	5	0	0	279,241
AF 1021 CLERK TYPIST	0	0	2	0	0	69,630
AF 1040 ADMINISTRATIVE ASSISTANT	0	0	1	0	0	50,826
AF 2060 CAPITAL IMPROV COORDINATOR	0	0	1	0	0	67,147
TOTAL PERSONNEL 5133 PW-CIP-ESTIMATES/ADMIN	0	0	4	0	0	187,603
AF 2015 PW CIVIL ENGINEER SUPV	0	0	1	0	0	118,716
AF 2035 CIVIL ENGINEER III	0	0	5	0	0	484,310
AF 2036 CIVIL ENGINEER AIDE SPEC I	0	0	1	0	0	57,259
AF 2037 CIVIL ENGINEER AIDE SPEC II	0	0	5	0	0	340,228
AF 2040 CIVIL ENGINEERING AIDE III	0	0	1	0	0	44,399
TOTAL PERSONNEL 5134 PW-CIP-PROJECT CONTROL	0	0	13	0	0	1,044,912
TRAFFIC, ROADS AND BRIDGES DEPARTMENT	0	0	1	0	0	55,135
RB-TRAFFIC ENGINEERING	0	0	1	0	0	55,135
AF 2036 CIVIL ENGINEER AIDE SPEC I	0	0	1	0	0	55,135
TOTAL PERSONNEL 5910 RB-TRAFFIC ENGINEERING DEVELOP	0	0	1	0	0	55,135
GRAND TOTAL	0	0	40	0	0	2,826,820

* PART TIME POSITION

FUND 485 – 1985 SALES TAX CAP IMPROV-
CITY



**LAFAYETTE CONSOLIDATED GOVERNMENT
2024 - 2025 ADOPTED BUDGET
ANNUAL BUDGET BY FUND**

485 1985 SALES TAX CAP IMPROV-CITY PRO FORMA

	Actual FY 22/23	Cur Budget FY 23/24	Actual At FY 23/24	Projected FY 23/24	Adopted FY 24/25
BEGINNING FUND BALANCE	-			43,219,582	5,104,924
ESTIMATED REVENUES:					
GENERAL SALES AND USE TAXES	-	-	-	20,033,505	19,604,952
CHARGES FOR SERVICES	-	-	-	2,061	4,470
INTEREST EARNINGS	-	-	-	1,455,147	1,455,146
INTERNAL TRANSFERS	-	-	-	3,974,573	1,826,223
OTHER REVENUES	-	-	-	10,950	-
TOTAL REVENUES	-	-	-	25,476,236	22,890,791
ESTIMATED EXPENDITURES:					
EO-LEGISLATIVE/JUDICIAL/OTHER	-	-	-	3,910,212	2,878,200
EO-EXECUTIVE	-	-	-	147,816	27,300
OFFICE OF FINANCE & MANAGEMENT	-	-	-	1,538,590	232,600
DEPT OF INNOVATION & TECHNOLOGY	-	-	-	15,515,858	8,983,443
POLICE DEPARTMENT	-	-	-	4,371,984	6,893,699
FIRE DEPARTMENT	-	-	-	5,539,702	361,600
PUBLIC WORKS DEPARTMENT	-	-	-	19,529,027	410,277
DRAINAGE DEPARTMENT	-	-	-	255,861	2,519,500
TRAFFIC, ROADS & BRIDGES DEPT	-	-	-	5,052,122	3,381,000
PARKS ARTS RECREATION CULTURE	-	-	-	3,433,040	548,000
COMMUNITY DEVELOPMENT & PLANNING	-	-	-	4,296,682	1,756,546
OTH-MUNICIPAL CIVIL SERVICE	-	-	-	-	3,550
TOTAL EXPENDITURES	-	-	-	63,590,894	27,995,715
NET INCREASE (DECREASE)	-	-	-	(38,114,658)	(5,104,924)
ENDING FUND BALANCE	-			5,104,924	-

**LAFAYETTE CONSOLIDATED GOVERNMENT
2024 - 2025 ADOPTED BUDGET
ANNUAL BUDGET BY FUND
1985 SALES TAX CAP IMPROV-CITY DETAILED PRO FORMA**

<u>ACCOUNT</u>	<u>ACTUAL</u> <u>FY 22-23</u>	<u>CUR BUDGET</u> <u>FY 23-24</u>	<u>ACTUAL AT</u> <u>4/30/2024</u>	<u>PROJECTED</u> <u>FY 23-24</u>	<u>ADOPTED</u> <u>FY 24-25</u>	<u>ADOPTED</u> <u>VS</u> <u>CURRENT</u>
BEGINNING FUND BALANCE	0			43,219,582	5,104,924	
ESTIMATED REVENUES:						
GENERAL SALES AND USE TAXES	0	0	0	20,033,505	19,604,952	0.00 %
4850999 40205-1985 SALES TAX REVENUES-CITY-1985	0	0	0	20,033,505	19,604,952	0.00 %
CHARGES FOR SERVICES	0	0	0	2,061	4,470	0.00 %
4850999 43012-0 LCG STD SPECS MANUAL FEES	0	0	0	2,061	4,470	0.00 %
INTEREST EARNINGS	0	0	0	1,455,147	1,455,146	0.00 %
4850999 47000-0 INTEREST ON INVESTMENTS	0	0	0	1,455,147	1,455,146	0.00 %
INTERNAL TRANSFERS	0	0	0	3,974,573	1,826,223	0.00 %
4850999 48500-101 CONTR FROM CITY GENERAL FUND	0	0	0	3,034,856	0	0.00 %
4850999 48500-105 CONTR FROM PARISH GENERAL FUND	0	0	0	441,978	938,358	0.00 %
4850999 48500-128 CONTR FROM GRANTS-OTHER	0	0	0	-9,295	0	0.00 %
4850999 48500-222 CONTR FROM 85 S T TRUST FUND	0	0	0	507,034	507,034	0.00 %
4850999 48500-354 CONTR FROM 85 S T BOND SINK FD	0	0	0	0	380,831	0.00 %
OTHER REVENUES	0	0	0	10,950	0	0.00 %
4850999 49325-0 STATE OF LA-DOTD	0	0	0	10,950	0	0.00 %
GRAND TOTAL REVENUES	0	0	0	25,476,236	22,890,791	0.00 %
ESTIMATED EXPENSES:						
EO-LEGISLATIVE/JUDICIAL/OTHER	0	0	0	3,910,212	2,878,200	100.00 %
EO-COUNCIL OFFICE	0	0	0	2,540,212	2,732,500	100.00 %
1100 EO-COUNCIL OFFICE ADMIN	0	0	0	2,540,212	2,732,500	100.00 %
4851100 77140-0 RESERVE-DIRECTOR'S	0	0	0	2,500	2,500	100.00 %
4851100 77380-0 RESERVE-NEW DEBT	0	0	0	2,537,712	2,730,000	100.00 %
TOTAL NON-PERSONNEL COSTS	0	0	0	2,540,212	2,732,500	100.00 %
EO-CITY COURT	0	0	0	1,370,000	55,700	100.00 %
1130 EO-CITY COURT	0	0	0	1,370,000	55,700	100.00 %
4851130 71022-0 CONTR SERV-SAAS COSTS	0	0	0	0	55,700	100.00 %
4851130 89000-0 CAPITAL OUTLAY	0	0	0	1,370,000	0	0.00 %
TOTAL NON-PERSONNEL COSTS	0	0	0	1,370,000	55,700	100.00 %
EO-CITY MARSHAL	0	0	0	0	90,000	100.00 %
1131 EO-CITY MARSHAL	0	0	0	0	90,000	100.00 %
4851131 89000-0 CAPITAL OUTLAY	0	0	0	0	90,000	100.00 %
TOTAL NON-PERSONNEL COSTS	0	0	0	0	90,000	100.00 %
EO-EXECUTIVE	0	0	0	147,816	27,300	100.00 %
EO-MAYOR-PRESIDENT'S OFFICE	0	0	0	7,000	19,000	100.00 %
1200 EO-MAYOR-PRESIDENT'S OFFICE	0	0	0	7,000	19,000	100.00 %
4851200 77140-0 RESERVE-DIRECTOR'S	0	0	0	7,000	7,000	100.00 %
4851200 89000-0 CAPITAL OUTLAY	0	0	0	0	12,000	100.00 %
TOTAL NON-PERSONNEL COSTS	0	0	0	7,000	19,000	100.00 %
EO-CAO-ADMINISTRATION	0	0	0	2,000	2,000	100.00 %

**LAFAYETTE CONSOLIDATED GOVERNMENT
2024 - 2025 ADOPTED BUDGET
ANNUAL BUDGET BY FUND
1985 SALES TAX CAP IMPROV-CITY DETAILED PRO FORMA**

ACCOUNT	ACTUAL FY 22-23	CUR BUDGET FY 23-24	ACTUAL AT 4/30/2024	PROJECTED FY 23-24	ADOPTED FY 24-25	ADOPTED VS CURRENT
1210 EO-CAO-ADMINISTRATION	0	0	0	2,000	2,000	100.00 %
4851210 77140-0 RESERVE-DIRECTOR'S	0	0	0	2,000	2,000	100.00 %
TOTAL NON-PERSONNEL COSTS	0	0	0	2,000	2,000	100.00 %
EO-CAO-INTERNATIONAL TRADE	0	0	0	17,400	6,300	100.00 %
1217 EO-CAO-INTERNATIONAL TRADE	0	0	0	17,400	6,300	100.00 %
4851217 89000-0 CAPITAL OUTLAY	0	0	0	17,400	6,300	100.00 %
TOTAL NON-PERSONNEL COSTS	0	0	0	17,400	6,300	100.00 %
EO-CAO-311 C/P COMM SRVS	0	0	0	121,416	0	0.00 %
2163 EO-CAO-COMMUNICATIONS/311	0	0	0	121,416	0	0.00 %
4852163 89000-0 CAPITAL OUTLAY	0	0	0	121,416	0	0.00 %
TOTAL NON-PERSONNEL COSTS	0	0	0	121,416	0	0.00 %
OFFICE OF FINANCE & MANAGEMENT	0	0	0	1,538,590	232,600	100.00 %
FM-CHIEF FINANCIAL OFFICER	0	0	0	5,000	5,000	100.00 %
0100 FM-CHIEF FINANCIAL OFFICER	0	0	0	5,000	5,000	100.00 %
4850100 77140-0 RESERVE-DIRECTOR'S	0	0	0	5,000	5,000	100.00 %
TOTAL NON-PERSONNEL COSTS	0	0	0	5,000	5,000	100.00 %
FM-ACCOUNTING	0	0	0	0	750	100.00 %
0120 FM-ACCOUNTING	0	0	0	0	750	100.00 %
4850120 89000-0 CAPITAL OUTLAY	0	0	0	0	750	100.00 %
TOTAL NON-PERSONNEL COSTS	0	0	0	0	750	100.00 %
FM-GENERAL ACCOUNTS	0	0	0	1,533,590	215,250	100.00 %
0170 FM-GENERAL ACCOUNTS	0	0	0	1,533,590	215,250	100.00 %
4850170 51000-0 ADMINISTRATIVE COST	0	0	0	114,973	115,250	100.00 %
4850170 52000-0 LEGAL FEES	0	0	0	9,220	0	0.00 %
4850170 74000-126 INT APP-GRANTS-FEDERAL	0	0	0	16,905	0	0.00 %
4850170 74000-127 INT APP-GRANTS-STATE	0	0	0	141,092	0	0.00 %
4850170 74000-187 INT APP-FTA CAPITAL	0	0	0	803,476	0	0.00 %
4850170 74000-189 INT APP-LA DOTD MPO GRANTS	0	0	0	333,640	0	0.00 %
4850170 74000-645 INT APP-2016 AUGUST FLOOD FUND	0	0	0	14,284	0	0.00 %
4850170 89000-0 CAPITAL OUTLAY	0	0	0	100,000	100,000	100.00 %
TOTAL NON-PERSONNEL COSTS	0	0	0	1,533,590	215,250	100.00 %
FM-RISK MANAGEMENT & GROUP INSURANCE	0	0	0	0	11,600	100.00 %
2180 FM-RISK MANAGEMENT	0	0	0	0	11,600	100.00 %
4852180 89000-0 CAPITAL OUTLAY	0	0	0	0	11,600	100.00 %
TOTAL NON-PERSONNEL COSTS	0	0	0	0	11,600	100.00 %
DEPT OF INNOVATION & TECHNOLOGY	0	0	0	15,515,858	8,983,443	100.00 %
IT-RECORDS MANAGEMENT	0	0	0	7,413	0	0.00 %
2110 IT-RECORDS MANAGEMENT	0	0	0	7,413	0	0.00 %
4852110 89000-0 CAPITAL OUTLAY	0	0	0	7,413	0	0.00 %
TOTAL NON-PERSONNEL COSTS	0	0	0	7,413	0	0.00 %
IT-CHIEF INNOVATION OFFICER	0	0	0	15,508,445	8,983,443	100.00 %
2910 IT-INNOVATION SERVICES	0	0	0	15,508,445	8,983,443	100.00 %
4852910 50227-0 OVERTIME-SAAS IMPLEMENTATION	0	0	0	310,936	436,744	100.00 %

**LAFAYETTE CONSOLIDATED GOVERNMENT
2024 - 2025 ADOPTED BUDGET
ANNUAL BUDGET BY FUND
1985 SALES TAX CAP IMPROV-CITY DETAILED PRO FORMA**

ACCOUNT	ACTUAL FY 22-23	CUR BUDGET FY 23-24	ACTUAL AT 4/30/2024	PROJECTED FY 23-24	ADOPTED FY 24-25	ADOPTED VS CURRENT
4852910 50500-0 RETIREMENT/MEDICARE TAX	0	0	0	1,392	0	0.00 %
TOTAL PERSONNEL COSTS	0	0	0	312,328	436,744	100.00 %
4852910 71022-0 CONTR SERV-SAAS COSTS	0	0	0	2,836,948	3,010,190	100.00 %
4852910 71030-0 CONT SERV-SAAS IMPLEMENTATION	0	0	0	2,503,398	2,518,460	100.00 %
4852910 77140-0 RESERVE-DIRECTOR'S	0	0	0	5,000	5,000	100.00 %
4852910 89000-0 CAPITAL OUTLAY	0	0	0	9,850,771	3,013,049	100.00 %
TOTAL NON-PERSONNEL COSTS	0	0	0	15,196,117	8,546,699	100.00 %
POLICE DEPARTMENT	0	0	0	4,371,984	6,893,699	100.00 %
PD-ADMINISTRATION	0	0	0	2,515,960	4,659,699	100.00 %
3100 PD-ADMINISTRATION	0	0	0	2,515,960	4,659,699	100.00 %
4853100 54001-0 JAILER SERV-JAIL CAP IMP	0	0	0	0	1,250,000	100.00 %
4853100 71022-0 CONTR SERV-SAAS COSTS	0	0	0	0	274,128	100.00 %
4853100 89000-0 CAPITAL OUTLAY	0	0	0	2,515,960	3,135,571	100.00 %
TOTAL NON-PERSONNEL COSTS	0	0	0	2,515,960	4,659,699	100.00 %
PD-PATROL	0	0	0	398,528	5,000	100.00 %
3120 PD-PATROL	0	0	0	398,528	5,000	100.00 %
4853120 89000-0 CAPITAL OUTLAY	0	0	0	398,528	5,000	100.00 %
TOTAL NON-PERSONNEL COSTS	0	0	0	398,528	5,000	100.00 %
PD-SERVICES	0	0	0	1,412,428	2,229,000	100.00 %
3130 PD-SERVICES	0	0	0	1,412,428	2,229,000	100.00 %
4853130 89000-0 CAPITAL OUTLAY	0	0	0	1,412,428	2,229,000	100.00 %
TOTAL NON-PERSONNEL COSTS	0	0	0	1,412,428	2,229,000	100.00 %
PD-CRIMINAL INVESTIGATION	0	0	0	45,068	0	0.00 %
3140 PD-CRIMINAL INVESTIGATION	0	0	0	45,068	0	0.00 %
4853140 89000-0 CAPITAL OUTLAY	0	0	0	45,068	0	0.00 %
TOTAL NON-PERSONNEL COSTS	0	0	0	45,068	0	0.00 %
FIRE DEPARTMENT	0	0	0	5,539,702	361,600	100.00 %
FD-ADMINISTRATION	0	0	0	0	15,000	100.00 %
4100 FD-ADMINISTRATION	0	0	0	0	15,000	100.00 %
4854100 89000-0 CAPITAL OUTLAY	0	0	0	0	15,000	100.00 %
TOTAL NON-PERSONNEL COSTS	0	0	0	0	15,000	100.00 %
FD-EMERGENCY OPERATIONS	0	0	0	4,853,114	309,700	100.00 %
4120 FD-EMERGENCY OPERATIONS	0	0	0	4,852,294	308,000	100.00 %
4854120 71022-0 CONTR SERV-SAAS COSTS	0	0	0	0	66,000	100.00 %
4854120 89000-0 CAPITAL OUTLAY	0	0	0	4,852,294	242,000	100.00 %
TOTAL NON-PERSONNEL COSTS	0	0	0	4,852,294	308,000	100.00 %
4121 FD-EO-HAZMAT	0	0	0	820	1,700	100.00 %
4854121 89000-0 CAPITAL OUTLAY	0	0	0	820	1,700	100.00 %
TOTAL NON-PERSONNEL COSTS	0	0	0	820	1,700	100.00 %
FD-TECHNICAL OPERATIONS	0	0	0	686,588	36,900	100.00 %
4132 FD-TO-FIRE PREVENTION	0	0	0	646,313	500	100.00 %
4854132 71022-0 CONTR SERV-SAAS COSTS	0	0	0	0	500	100.00 %
4854132 89000-0 CAPITAL OUTLAY	0	0	0	646,313	0	0.00 %

**LAFAYETTE CONSOLIDATED GOVERNMENT
2024 - 2025 ADOPTED BUDGET
ANNUAL BUDGET BY FUND
1985 SALES TAX CAP IMPROV-CITY DETAILED PRO FORMA**

<u>ACCOUNT</u>	<u>ACTUAL</u> <u>FY 22-23</u>	<u>CUR BUDGET</u> <u>FY 23-24</u>	<u>ACTUAL AT</u> <u>4/30/2024</u>	<u>PROJECTED</u> <u>FY 23-24</u>	<u>ADOPTED</u> <u>FY 24-25</u>	<u>ADOPTED</u> <u>VS</u> <u>CURRENT</u>
TOTAL NON-PERSONNEL COSTS	0	0	0	646,313	500	100.00 %
4133 FD-TO-TRAINING	0	0	0	40,275	36,400	100.00 %
4854133 71022-0 CONTR SERV-SAAS COSTS	0	0	0	0	400	100.00 %
4854133 89000-0 CAPITAL OUTLAY	0	0	0	40,275	36,000	100.00 %
TOTAL NON-PERSONNEL COSTS	0	0	0	40,275	36,400	100.00 %
PUBLIC WORKS DEPARTMENT	0	0	0	19,529,027	410,277	100.00 %
PW-DIRECTOR'S OFFICE	0	0	0	6,500	6,000	100.00 %
5100 PW-DIRECTOR'S OFFICE	0	0	0	6,500	6,000	100.00 %
4855100 50925-0 VEHICLE SUBSIDY LEASES	0	0	0	6,000	6,000	100.00 %
4855100 77140-0 RESERVE-DIRECTOR'S	0	0	0	500	0	0.00 %
TOTAL NON-PERSONNEL COSTS	0	0	0	6,500	6,000	100.00 %
PW-CAPITAL IMPROVEMENTS-PROJ	0	0	0	14,744,473	202,777	100.00 %
5130 PW-CIP-PROJECTS	0	0	0	14,744,473	202,777	100.00 %
4855130 89000-0 CAPITAL OUTLAY	0	0	0	14,744,473	202,777	100.00 %
TOTAL NON-PERSONNEL COSTS	0	0	0	14,744,473	202,777	100.00 %
PW-CAPITAL IMPROVEMENTS-OTHER	0	0	0	1,684,606	47,000	100.00 %
5133 PW-CIP-ESTIMATES/ADMIN	0	0	0	35,000	35,000	100.00 %
4855133 71022-0 CONTR SERV-SAAS COSTS	0	0	0	35,000	35,000	100.00 %
TOTAL NON-PERSONNEL COSTS	0	0	0	35,000	35,000	100.00 %
5134 PW-CIP-PROJECT CONTROL	0	0	0	1,649,606	12,000	100.00 %
4855134 89000-0 CAPITAL OUTLAY	0	0	0	1,649,606	12,000	100.00 %
TOTAL NON-PERSONNEL COSTS	0	0	0	1,649,606	12,000	100.00 %
PW-FACILITY MAINTENANCE	0	0	0	3,093,448	154,500	100.00 %
5141 PW-FM-ADMINISTRATION	0	0	0	549,969	100,000	100.00 %
4855141 89000-0 CAPITAL OUTLAY	0	0	0	549,969	100,000	100.00 %
TOTAL NON-PERSONNEL COSTS	0	0	0	549,969	100,000	100.00 %
5142 PW-FM-BUILDING MAINTENANCE	0	0	0	0	54,500	100.00 %
4855142 89000-0 CAPITAL OUTLAY	0	0	0	0	54,500	100.00 %
TOTAL NON-PERSONNEL COSTS	0	0	0	0	54,500	100.00 %
5143 PW-FM-CITY HALL MAINTENANCE	0	0	0	2,082,758	0	0.00 %
4855143 89000-0 CAPITAL OUTLAY	0	0	0	2,082,758	0	0.00 %
TOTAL NON-PERSONNEL COSTS	0	0	0	2,082,758	0	0.00 %
5148 PW-FM-CHENIER CENTER	0	0	0	460,721	0	0.00 %
4855148 89000-0 CAPITAL OUTLAY	0	0	0	460,721	0	0.00 %
TOTAL NON-PERSONNEL COSTS	0	0	0	460,721	0	0.00 %
DRAINAGE DEPARTMENT	0	0	0	255,861	2,519,500	100.00 %
DR-OPERATIONS DIVISION	0	0	0	255,861	2,519,500	100.00 %
5121 DR-OP-ADMINISTRATION	0	0	0	5,861	37,000	100.00 %
4855121 89000-0 CAPITAL OUTLAY	0	0	0	5,861	37,000	100.00 %
TOTAL NON-PERSONNEL COSTS	0	0	0	5,861	37,000	100.00 %
5122 DR-OP-DRAINAGE	0	0	0	250,000	2,482,500	100.00 %

**LAFAYETTE CONSOLIDATED GOVERNMENT
2024 - 2025 ADOPTED BUDGET
ANNUAL BUDGET BY FUND
1985 SALES TAX CAP IMPROV-CITY DETAILED PRO FORMA**

ACCOUNT	ACTUAL FY 22-23	CUR BUDGET FY 23-24	ACTUAL AT 4/30/2024	PROJECTED FY 23-24	ADOPTED FY 24-25	ADOPTED VS CURRENT
4855122 89000-0 CAPITAL OUTLAY	0	0	0	250,000	2,482,500	100.00 %
TOTAL NON-PERSONNEL COSTS	0	0	0	250,000	2,482,500	100.00 %
TRAFFIC, ROADS AND BRIDGES DEPARTMENT	0	0	0	5,052,122	3,381,000	100.00 %
RB-OPERATIONS DIVISION	0	0	0	977,632	765,000	100.00 %
5124 RB-OP-ROADS/BRIDGES	0	0	0	977,632	765,000	100.00 %
4855124 89000-0 CAPITAL OUTLAY	0	0	0	977,632	765,000	100.00 %
TOTAL NON-PERSONNEL COSTS	0	0	0	977,632	765,000	100.00 %
RB-TRAFFIC ENGINEERING	0	0	0	3,581,752	1,298,000	100.00 %
5910 RB-TRAFFIC ENGINEERING DEVELOP	0	0	0	1,215,164	0	0.00 %
4855910 89000-0 CAPITAL OUTLAY	0	0	0	1,215,164	0	0.00 %
TOTAL NON-PERSONNEL COSTS	0	0	0	1,215,164	0	0.00 %
5911 RB-TRAFFIC ENGINEERING MAINT	0	0	0	2,366,588	1,298,000	100.00 %
4855911 89000-0 CAPITAL OUTLAY	0	0	0	2,366,588	1,298,000	100.00 %
TOTAL NON-PERSONNEL COSTS	0	0	0	2,366,588	1,298,000	100.00 %
RB-TRAFFIC SIGNALS MAINT	0	0	0	150,000	568,000	100.00 %
5930 RB-TRAFFIC SIGNALS MAINT	0	0	0	150,000	568,000	100.00 %
4855930 89000-0 CAPITAL OUTLAY	0	0	0	150,000	568,000	100.00 %
TOTAL NON-PERSONNEL COSTS	0	0	0	150,000	568,000	100.00 %
RB-TRANSIT OPERATIONS	0	0	0	144,950	740,000	100.00 %
5940 RB-TRANSIT OPERATIONS	0	0	0	144,950	740,000	100.00 %
4855940 89000-0 CAPITAL OUTLAY	0	0	0	144,950	740,000	100.00 %
TOTAL NON-PERSONNEL COSTS	0	0	0	144,950	740,000	100.00 %
RB-PARKING PROGRAM	0	0	0	197,788	10,000	100.00 %
5950 RB-PARKING PROGRAM	0	0	0	197,788	10,000	100.00 %
4855950 89000-0 CAPITAL OUTLAY	0	0	0	197,788	10,000	100.00 %
TOTAL NON-PERSONNEL COSTS	0	0	0	197,788	10,000	100.00 %
PARKS ARTS RECREATION CULTURE	0	0	0	3,433,040	548,000	100.00 %
PR-OPERATIONS & MAINTENANCE	0	0	0	1,962,064	45,000	100.00 %
6120 PR-OPERATIONS & MAINTENANCE	0	0	0	1,962,064	45,000	100.00 %
4856120 89000-0 CAPITAL OUTLAY	0	0	0	1,962,064	45,000	100.00 %
TOTAL NON-PERSONNEL COSTS	0	0	0	1,962,064	45,000	100.00 %
PR-ATHLETIC PROGRAMS	0	0	0	173,707	10,000	100.00 %
6130 PR-ATHLETIC PROGRAMS	0	0	0	25,505	0	0.00 %
4856130 89000-0 CAPITAL OUTLAY	0	0	0	25,505	0	0.00 %
TOTAL NON-PERSONNEL COSTS	0	0	0	25,505	0	0.00 %
6131 PR-AP-SWIMMING	0	0	0	124,326	0	0.00 %
4856131 89000-0 CAPITAL OUTLAY	0	0	0	124,326	0	0.00 %
TOTAL NON-PERSONNEL COSTS	0	0	0	124,326	0	0.00 %
6132 PR-AP-TENNIS	0	0	0	21,770	10,000	100.00 %
4856132 89000-0 CAPITAL OUTLAY	0	0	0	21,770	10,000	100.00 %
TOTAL NON-PERSONNEL COSTS	0	0	0	21,770	10,000	100.00 %

**LAFAYETTE CONSOLIDATED GOVERNMENT
2024 - 2025 ADOPTED BUDGET
ANNUAL BUDGET BY FUND
1985 SALES TAX CAP IMPROV-CITY DETAILED PRO FORMA**

<u>ACCOUNT</u>	<u>ACTUAL</u> <u>FY 22-23</u>	<u>CUR BUDGET</u> <u>FY 23-24</u>	<u>ACTUAL AT</u> <u>4/30/2024</u>	<u>PROJECTED</u> <u>FY 23-24</u>	<u>ADOPTED</u> <u>FY 24-25</u>	<u>ADOPTED</u> <u>VS</u> <u>CURRENT</u>
6133 PR-AP-THERAPEUTIC RECREATION	0	0	0	2,106	0	0.00 %
4856133 89000-0 CAPITAL OUTLAY	0	0	0	2,106	0	0.00 %
TOTAL NON-PERSONNEL COSTS	0	0	0	2,106	0	0.00 %
PR-CENTERS & OTHER PROGRAMS	0	0	0	949,932	0	0.00 %
6140 PR-CENTERS & PROGRAMS	0	0	0	777,906	0	0.00 %
4856140 89000-0 CAPITAL OUTLAY	0	0	0	777,906	0	0.00 %
TOTAL NON-PERSONNEL COSTS	0	0	0	777,906	0	0.00 %
8121 PR-HS-SENIOR CENTER	0	0	0	172,026	0	0.00 %
4858121 89000-0 CAPITAL OUTLAY	0	0	0	172,026	0	0.00 %
TOTAL NON-PERSONNEL COSTS	0	0	0	172,026	0	0.00 %
PR-ARTS & CULTURE	0	0	0	219,377	70,000	100.00 %
8182 PR-AC-HPACC	0	0	0	6,172	0	0.00 %
4858182 89000-0 CAPITAL OUTLAY	0	0	0	6,172	0	0.00 %
TOTAL NON-PERSONNEL COSTS	0	0	0	6,172	0	0.00 %
8183 PR-AC-LAFAYETTE SCIENCE MUSEUM	0	0	0	4,789	0	0.00 %
4858183 89000-0 CAPITAL OUTLAY	0	0	0	4,789	0	0.00 %
TOTAL NON-PERSONNEL COSTS	0	0	0	4,789	0	0.00 %
8184 PR-AC-NATURE STATION	0	0	0	142,943	70,000	100.00 %
4858184 89000-0 CAPITAL OUTLAY	0	0	0	142,943	70,000	100.00 %
TOTAL NON-PERSONNEL COSTS	0	0	0	142,943	70,000	100.00 %
8185 PR-AC-MAINTENANCE	0	0	0	65,473	0	0.00 %
4858185 89000-0 CAPITAL OUTLAY	0	0	0	65,473	0	0.00 %
TOTAL NON-PERSONNEL COSTS	0	0	0	65,473	0	0.00 %
PR-GOLF COURSES	0	0	0	127,960	423,000	100.00 %
6170 PR-J&L HEBERT MUNI GOLF COURSE	0	0	0	80,842	87,000	100.00 %
4856170 89000-0 CAPITAL OUTLAY	0	0	0	80,842	87,000	100.00 %
TOTAL NON-PERSONNEL COSTS	0	0	0	80,842	87,000	100.00 %
6171 PR-VIEUX CHENES GOLF COURSE	0	0	0	17,066	149,000	100.00 %
4856171 89000-0 CAPITAL OUTLAY	0	0	0	17,066	149,000	100.00 %
TOTAL NON-PERSONNEL COSTS	0	0	0	17,066	149,000	100.00 %
6172 PR-WETLANDS GOLF COURSE	0	0	0	30,052	187,000	100.00 %
4856172 89000-0 CAPITAL OUTLAY	0	0	0	30,052	187,000	100.00 %
TOTAL NON-PERSONNEL COSTS	0	0	0	30,052	187,000	100.00 %
COMMUNITY DEVELOPMENT & PLANNING	0	0	0	4,296,682	1,756,546	100.00 %
CP-PLANNING	0	0	0	4,162,096	1,688,446	100.00 %
5901 CP-PLANNING	0	0	0	4,162,096	1,688,446	100.00 %
4855901 89000-0 CAPITAL OUTLAY	0	0	0	4,162,096	1,688,446	100.00 %
TOTAL NON-PERSONNEL COSTS	0	0	0	4,162,096	1,688,446	100.00 %
CP-CODES	0	0	0	4,936	24,000	100.00 %
9020 CP-CODES	0	0	0	4,936	24,000	100.00 %
4859020 89000-0 CAPITAL OUTLAY	0	0	0	4,936	24,000	100.00 %

**LAFAYETTE CONSOLIDATED GOVERNMENT
2024 - 2025 ADOPTED BUDGET
ANNUAL BUDGET BY FUND
1985 SALES TAX CAP IMPROV-CITY DETAILED PRO FORMA**

ACCOUNT	ACTUAL FY 22-23	CUR BUDGET FY 23-24	ACTUAL AT 4/30/2024	PROJECTED FY 23-24	ADOPTED FY 24-25	ADOPTED VS CURRENT
TOTAL NON-PERSONNEL COSTS	0	0	0	4,936	24,000	100.00 %
CP-COMPLIANCE	0	0	0	0	17,000	100.00 %
9030 CP-COMPLIANCE	0	0	0	0	17,000	100.00 %
4859030 89000-0 CAPITAL OUTLAY	0	0	0	0	17,000	100.00 %
TOTAL NON-PERSONNEL COSTS	0	0	0	0	17,000	100.00 %
CP-ALCOHOL & NOISE CONTROL	0	0	0	0	9,600	100.00 %
9035 CP-ALCOHOL & NOISE CONTROL	0	0	0	0	9,600	100.00 %
4859035 89000-0 CAPITAL OUTLAY	0	0	0	0	9,600	100.00 %
TOTAL NON-PERSONNEL COSTS	0	0	0	0	9,600	100.00 %
CP-PERMITTING	0	0	0	25,000	0	0.00 %
9040 CP-PERMITTING	0	0	0	25,000	0	0.00 %
4859040 89000-0 CAPITAL OUTLAY	0	0	0	25,000	0	0.00 %
TOTAL NON-PERSONNEL COSTS	0	0	0	25,000	0	0.00 %
CP-GRANTS ADMINISTRATION	0	0	0	103,782	17,500	100.00 %
8100 CP-EXTERNAL GRANTS	0	0	0	103,782	0	0.00 %
4858100 89000-0 CAPITAL OUTLAY	0	0	0	103,782	0	0.00 %
TOTAL NON-PERSONNEL COSTS	0	0	0	103,782	0	0.00 %
8163 CP-GBR-PLANNING	0	0	0	0	9,600	100.00 %
4858163 89000-0 CAPITAL OUTLAY	0	0	0	0	9,600	100.00 %
TOTAL NON-PERSONNEL COSTS	0	0	0	0	9,600	100.00 %
8166 CP-GRANTS ADMINISTRATION	0	0	0	0	7,900	100.00 %
4858166 71022-0 CONTR SERV-SAAS COSTS	0	0	0	0	4,400	100.00 %
4858166 89000-0 CAPITAL OUTLAY	0	0	0	0	3,500	100.00 %
TOTAL NON-PERSONNEL COSTS	0	0	0	0	7,900	100.00 %
CP-DIRECTOR'S OFFICE	0	0	0	868	0	0.00 %
9041 CP-DO-DIRECTOR'S OFFICE	0	0	0	868	0	0.00 %
4859041 89000-0 CAPITAL OUTLAY	0	0	0	868	0	0.00 %
TOTAL NON-PERSONNEL COSTS	0	0	0	868	0	0.00 %
OTHER BUDGETARY UNITS	0	0	0	0	3,550	100.00 %
OTH-MUNICIPAL CIVIL SERVICE	0	0	0	0	3,550	100.00 %
9100 OTH-MUNICIPAL CIVIL SERVICE	0	0	0	0	3,550	100.00 %
4859100 71022-0 CONTR SERV-SAAS COSTS	0	0	0	0	3,550	100.00 %
TOTAL NON-PERSONNEL COSTS	0	0	0	0	3,550	100.00 %
GRAND TOTAL EXPENDITURES	0	0	0	63,590,894	27,995,715	100.00 %
NET INCREASE (DECREASE)	0	0	0	(38,114,658)	(5,104,924)	-100.00 %
ENDING FUND BALANCE	0	0	0	5,104,924	0	0.00 %

**LAFAYETTE CONSOLIDATED GOVERNMENT
2024 - 2025 ADOPTED BUDGET
CAPITAL APPROPRIATION FOR 1985 SALES TAX CAP IMPROV-CITY**

ADOPTED
FY 24-25

SECTION ACCOUNT ACTIVITY

FUND 485 1985 SALES TAX CAP IMPROV-CITY
--

1131 - EO-CITY MARSHAL

4851131	89000-0	CAPITAL OUTLAY	90,000
----------------	----------------	-----------------------	---------------

		485257000451131 MIDSIZE PURSUIT SUV NEW-3	54,000
--	--	---	--------

		485257000571131 MIDSIZE PURSUIT SUV RPL-2	36,000
--	--	---	--------

TOTAL SECTION 1131 EO-CITY MARSHAL	90,000
---	---------------

TOTAL DIV EO-CM EO-CITY MARSHAL	90,000
--	---------------

TOTAL DEPT 001 EO-LEGISLATIVE/JUDICIAL/OTHER	90,000
---	---------------

1200 - EO-MAYOR-PRESIDENT'S OFFICE

4851200	89000-0	CAPITAL OUTLAY	12,000
----------------	----------------	-----------------------	---------------

		485257000451200 NEW MIDSIZE SUV-1	12,000
--	--	-----------------------------------	--------

TOTAL SECTION 1200 EO-MAYOR-PRESIDENT'S OFFICE	12,000
---	---------------

TOTAL DIV EO-MP EO-MAYOR-PRESIDENT'S OFFICE	12,000
--	---------------

1217 - EO-CAO-INTERNATIONAL TRADE

4851217	89000-0	CAPITAL OUTLAY	6,300
----------------	----------------	-----------------------	--------------

		485254000581217 REPAINT EXTERIOR METAL BLDG	6,300
--	--	---	-------

TOTAL SECTION 1217 EO-CAO-INTERNATIONAL TRADE	6,300
--	--------------

TOTAL DIV EO-IN EO-CAO-INTERNATIONAL TRADE	6,300
---	--------------

TOTAL DEPT 005 EO-EXECUTIVE	18,300
------------------------------------	---------------

0120 - FM-ACCOUNTING

4850120	89000-0	CAPITAL OUTLAY	750
----------------	----------------	-----------------------	------------

		485256002820120 ACCOUNTING CHAIRS RPL-2	750
--	--	---	-----

TOTAL SECTION 0120 FM-ACCOUNTING	750
---	------------

TOTAL DIV FM-AC FM-ACCOUNTING	750
--------------------------------------	------------

0170 - FM-GENERAL ACCOUNTS

4850170	89000-0	CAPITAL OUTLAY	100,000
----------------	----------------	-----------------------	----------------

		485254000690170 CAJUNDOME	100,000
--	--	---------------------------	---------

TOTAL SECTION 0170 FM-GENERAL ACCOUNTS	100,000
---	----------------

TOTAL DIV FM-GA FM-GENERAL ACCOUNTS	100,000
--	----------------

2180 - FM-RISK MANAGEMENT

**LAFAYETTE CONSOLIDATED GOVERNMENT
2024 - 2025 ADOPTED BUDGET
CAPITAL APPROPRIATION FOR 1985 SALES TAX CAP IMPROV-CITY**

<u>SECTION</u>	<u>ACCOUNT</u>	<u>ACTIVITY</u>	<u>ADOPTED FY 24-25</u>
4852180	89000-0	CAPITAL OUTLAY	11,600
	485256002412180	SAFETY VIDEOS	2,000
	485257000452180	RPL MIDSIZE SUV-1	9,600
TOTAL SECTION 2180 FM-RISK MANAGEMENT			11,600
TOTAL DIV FM-RM FM-RISK MANAGEMENT & GROUP INSURANCE			11,600
TOTAL DEPT 015 OFFICE OF FINANCE & MANAGEMENT			112,350
<u>2910 - IT-INNOVATION SERVICES</u>			
4852910	89000-0	CAPITAL OUTLAY	3,013,049
	485256000072910	IT INFRASTRUCTURE	1,224,270
	485256000162910	IT PLAN	153,500
	485256000552910	ENTERPRISE SYSTEMS	68,600
	485256006802910	RPL HARDWARE/SOFTWARE	950,000
	485256006812910	NEW HARDWARE/SOFTWARE	616,679
TOTAL SECTION 2910 IT-INNOVATION SERVICES			3,013,049
TOTAL DIV IS-C IT-CHIEF INNOVATION OFFICER			3,013,049
TOTAL DEPT 025 DEPT OF INNOVATION & TECHNOLOGY			3,013,049
<u>3100 - PD-ADMINISTRATION</u>			
4853100	89000-0	CAPITAL OUTLAY	3,135,571
	485256000123100	NEW E-CITATIONS EQUIPMENT-100	130,000
	485256001773100	RPL NIGHT VISION BINOCULARS-24	170,571
	485256002893100	POLICE SOFTWARE	2,200,000
	485256003003100	NEW PARK CAMERAS-40	200,000
	485256005853100	RPL CAMERA PARTS	100,000
	485256006903100	LPD BLDG CAMERAS-25	100,000
	485256007233100	URBAN SEARCH AND RESCUE EQUIP	10,000
	485256007503100	NEW NEIGHBORHOOD CAMERAS-40	200,000
	485257001953100	RPL UTILITY TERRAIN VEHICLE	25,000
TOTAL SECTION 3100 PD-ADMINISTRATION			3,135,571
TOTAL DIV PD-A PD-ADMINISTRATION			3,135,571
<u>3120 - PD-PATROL</u>			
4853120	89000-0	CAPITAL OUTLAY	5,000
	485256004573120	DATA COLLECTOR	5,000
TOTAL SECTION 3120 PD-PATROL			5,000
TOTAL DIV PD-P PD-PATROL			5,000
<u>3130 - PD-SERVICES</u>			
4853130	89000-0	CAPITAL OUTLAY	2,229,000
	485256000113130	RPL GENERATOR-PHASE III	600,000

**LAFAYETTE CONSOLIDATED GOVERNMENT
2024 - 2025 ADOPTED BUDGET
CAPITAL APPROPRIATION FOR 1985 SALES TAX CAP IMPROV-CITY**

<u>SECTION</u>	<u>ACCOUNT</u>	<u>ACTIVITY</u>	<u>ADOPTED FY 24-25</u>
	485256001543130	RPL RADIOS/ACCESSORIES-79	400,000
	485257000013130	NEW MARKED UNITS W/EQUIP-50	1,000,000
	485257000083130	NEW UNMARKED VEH W/EQUIP-15	144,000
	485257000113130	RPL 3/4 TON CREW CAB TRUCK -1	15,000
	485257000303130	RPL- RAPID RESPONSE VEHICLE-2	70,000
TOTAL SECTION 3130 PD-SERVICES			2,229,000
TOTAL DIV PD-S PD-SERVICES			2,229,000
TOTAL DEPT 030 POLICE DEPARTMENT			5,369,571
 <u>4100 - FD-ADMINISTRATION</u>			
4854100	89000-0	CAPITAL OUTLAY	15,000
	485257000464100	NEW FULL SIZE SUV-1	15,000
TOTAL SECTION 4100 FD-ADMINISTRATION			15,000
TOTAL DIV FD-AD FD-ADMINISTRATION			15,000
 <u>4120 - FD-EMERGENCY OPERATIONS</u>			
4854120	89000-0	CAPITAL OUTLAY	242,000
	485254000524120	OVERHEAD DOOR MAINTENANCE/RPL	67,000
	485256000574120	STATION FURNISHINGS	30,000
	485256002604120	RPL FIRE HOSE	40,000
	485256006874120	RPL AED EQUIPMENT-10	30,000
	485257000464120	PURSUIT SUV FULLSIZE RPL-4	75,000
TOTAL SECTION 4120 FD-EMERGENCY OPERATIONS			242,000
 <u>4121 - FD-EO-HAZMAT</u>			
4854121	89000-0	CAPITAL OUTLAY	1,700
	485256001394121	EARTH GROUND TESTER	1,700
TOTAL SECTION 4121 FD-EO-HAZMAT			1,700
TOTAL DIV FD-EO FD-EMERGENCY OPERATIONS			243,700
 <u>4133 - FD-TO-TRAINING</u>			
4854133	89000-0	CAPITAL OUTLAY	36,000
	485254009054133	BURN BLDG/RAILCAR MAINTENANCE	36,000
TOTAL SECTION 4133 FD-TO-TRAINING			36,000
TOTAL DIV FD-TO FD-TECHNICAL OPERATIONS			36,000
TOTAL DEPT 040 FIRE DEPARTMENT			294,700
 <u>5130 - PW-CIP-PROJECTS</u>			
4855130	89000-0	CAPITAL OUTLAY	202,777
	485251001175130	PRELIMINARY ENGINEERING	75,000

**LAFAYETTE CONSOLIDATED GOVERNMENT
2024 - 2025 ADOPTED BUDGET
CAPITAL APPROPRIATION FOR 1985 SALES TAX CAP IMPROV-CITY**

<u>SECTION</u>	<u>ACCOUNT</u>	<u>ACTIVITY</u>	<u>ADOPTED FY 24-25</u>
	485252019145130	COMPREHENSIVE STORMWATER PLAN	50,000
	485253001005130	DULLES DR SDWLK/DRAIN IMPROV	77,777
TOTAL SECTION 5130 PW-CIP-PROJECTS			202,777
TOTAL DIV PW-CI PW-CAPITAL IMPROVEMENTS-PROJ			202,777
<u>5134 - PW-CIP-PROJECT CONTROL</u>			
4855134	89000-0	CAPITAL OUTLAY	12,000
	485257000235134	1/2 TON PICKUP EXT CAB RPL-1	12,000
TOTAL SECTION 5134 PW-CIP-PROJECT CONTROL			12,000
TOTAL DIV PW-CO PW-CAPITAL IMPROVEMENTS-OTHER			12,000
<u>5141 - PW-FM-ADMINISTRATION</u>			
4855141	89000-0	CAPITAL OUTLAY	100,000
	485254000885141	VEHICLE MAINT INSULATION RPL	100,000
TOTAL SECTION 5141 PW-FM-ADMINISTRATION			100,000
<u>5142 - PW-FM-BUILDING MAINTENANCE</u>			
4855142	89000-0	CAPITAL OUTLAY	54,500
	485256000195142	GJI MAVIC 3 PRO CAMERA DRONE	3,500
	485257000165142	1T P/U/CREWCAB/UTIL BODY/SRW-2	36,000
	485257000465142	FULL SIZE SUV	15,000
TOTAL SECTION 5142 PW-FM-BUILDING MAINTENANCE			54,500
TOTAL DIV PW-FM PW-FACILITY MAINTENANCE			154,500
TOTAL DEPT 050 PUBLIC WORKS DEPARTMENT			369,277
<u>5121 - DR-OP-ADMINISTRATION</u>			
4855121	89000-0	CAPITAL OUTLAY	37,000
	485256003195121	RPL/RPR BARRICADES/CONES-100	25,000
	485257000125121	RPL PICKUP/CREW CAB-1	12,000
TOTAL SECTION 5121 DR-OP-ADMINISTRATION			37,000
<u>5122 - DR-OP-DRAINAGE</u>			
4855122	89000-0	CAPITAL OUTLAY	2,482,500
	485252009095122	ROADSIDE EXCAV & FLUSHING - C	1,848,000
	485257001175122	NEW DBL AXLE 12FT TRAILER-1	4,500
	485257001655122	RPL DOZER-1	200,000
	485257001705122	RPL SKID STEERER W/ ATTCHMTS-1	130,000
	485257002065122	RPL VIDEO TRK/CAMERA ASSEMBL-1	300,000
TOTAL SECTION 5122 DR-OP-DRAINAGE			2,482,500
TOTAL DIV DR-OD DR-OPERATIONS DIVISION			2,519,500

**LAFAYETTE CONSOLIDATED GOVERNMENT
2024 - 2025 ADOPTED BUDGET
CAPITAL APPROPRIATION FOR 1985 SALES TAX CAP IMPROV-CITY**

<u>SECTION</u>	<u>ACCOUNT</u>	<u>ACTIVITY</u>	<u>ADOPTED FY 24-25</u>
TOTAL DEPT 051 DRAINAGE DEPARTMENT			2,519,500
5124 - RB-OP-ROADS/BRIDGES			
4855124	89000-0	CAPITAL OUTLAY	765,000
	485251001315124	LIMESTONE/SAND/DIRT/GRAVEL	90,000
	485251001325124	TREE REMOVAL	185,000
	485253009015124	SIDEWALK & CURB REPAIRS	95,000
	485257000175124	RPL 3 YD DUMP/CREW CAB TRUCK-1	89,000
	485257000435124	1/2 TON PICKUP CREW CAB RPL-2	24,000
	485257000515124	1/2 TON PICKUP CREW CAB RPL-1	12,000
	485257000625124	RPL BACKHOE TRACTOR-1	148,000
	485257001185124	RPL MINI EXCAVATOR/ATTCHMNTS-1	122,000
TOTAL SECTION 5124 RB-OP-ROADS/BRIDGES			765,000
TOTAL DIV RB-OD RB-OPERATIONS DIVISION			765,000
5911 - RB-TRAFFIC ENGINEERING MAINT			
4855911	89000-0	CAPITAL OUTLAY	1,298,000
	485251001935911	PAVEMENT MARKINGS-MPO MTC	160,000
	485251009015911	PAVEMENT MARKINGS	900,000
	485256000465911	SIGN MATERIALS	200,000
	485256001045911	SUBDIVISION DEVELOPMENT SIGNS	2,000
	485257000475911	2T DIESEL RPL-1	24,000
	485257000515911	1/2 TON PICKUP CREW CAB RPL-1	12,000
TOTAL SECTION 5911 RB-TRAFFIC ENGINEERING MAINT			1,298,000
TOTAL DIV RB-TE RB-TRAFFIC ENGINEERING			1,298,000
5930 - RB-TRAFFIC SIGNALS MAINT			
4855930	89000-0	CAPITAL OUTLAY	568,000
	485256000645930	VEHICLE DETECTION EQUIPMENT	225,000
	485256002675930	TS-2 CABINET CONVERSION	100,000
	485256002725930	PEDESTRIAN EQUIPMENT	40,000
	485256002835930	SPARE EQUIPMENT	41,000
	485256005855930	CAMERA UPGRADES	150,000
	485257000515930	RPL-1/2 TON TRUCK CREW CAB-1	12,000
TOTAL SECTION 5930 RB-TRAFFIC SIGNALS MAINT			568,000
TOTAL DIV RB-TS RB-TRAFFIC SIGNALS MAINT			568,000
5940 - RB-TRANSIT OPERATIONS			
4855940	89000-0	CAPITAL OUTLAY	740,000
	485256002805940	BUS SHELTERS-NEW 10	100,000
	485256006565940	PREVENTATIVE MAINT MTC	70,000
	485256006645940	TRANSIT MAINT FACILITY DESIGN	100,000
	485256009005940	ADA PARATRANSIT MTC	55,000
	485257001015940	TRANSIT BUS FTA MATCH RPL-4	400,000
	485257001325940	TRANSIT VAN RPL-1	10,000

**LAFAYETTE CONSOLIDATED GOVERNMENT
2024 - 2025 ADOPTED BUDGET
CAPITAL APPROPRIATION FOR 1985 SALES TAX CAP IMPROV-CITY**

<u>SECTION</u>	<u>ACCOUNT</u>	<u>ACTIVITY</u>	<u>ADOPTED FY 24-25</u>
		485259000825940 TRANSIT SHORT RANGE PLAN MTC	5,000
TOTAL SECTION 5940 RB-TRANSIT OPERATIONS			740,000
TOTAL DIV PW-TO RB-TRANSIT OPERATIONS			740,000
<u>5950 - RB-PARKING PROGRAM</u>			
4855950	89000-0	CAPITAL OUTLAY	10,000
		485256003255950 COIN COUNTER/SORTER	10,000
TOTAL SECTION 5950 RB-PARKING PROGRAM			10,000
TOTAL DIV PW-PP RB-PARKING PROGRAM			10,000
TOTAL DEPT 052 TRAFFIC, ROADS AND BRIDGES DEPARTMENT			3,381,000
<u>6120 - PR-OPERATIONS & MAINTENANCE</u>			
4856120	89000-0	CAPITAL OUTLAY	45,000
		485259000186120 ATHLETIC FIELD LIGHTING	45,000
TOTAL SECTION 6120 PR-OPERATIONS & MAINTENANCE			45,000
TOTAL DIV PR-OM PR-OPERATIONS & MAINTENANCE			45,000
<u>6132 - PR-AP-TENNIS</u>			
4856132	89000-0	CAPITAL OUTLAY	10,000
		485256001626132 TENNIS EQUIPMENT	10,000
TOTAL SECTION 6132 PR-AP-TENNIS			10,000
TOTAL DIV PR-AP PR-ATHLETIC PROGRAMS			10,000
<u>8184 - PR-AC-NATURE STATION</u>			
4858184	89000-0	CAPITAL OUTLAY	70,000
		485259000608184 ELEV BDWLK/TRL SYS REP & UPGRD	70,000
TOTAL SECTION 8184 PR-AC-NATURE STATION			70,000
TOTAL DIV PR-AC PR-ARTS & CULTURE			70,000
<u>6170 - PR-J&L HEBERT MUNI GOLF COURSE</u>			
4856170	89000-0	CAPITAL OUTLAY	87,000
		485255000176170 IRRIGATION SYSTEM REPAIRS	10,000
		485255000276170 GREENS RESTORATION	45,000
		485256000556170 SAND	10,000
		485257000726170 RPL UTILITY VEHICLE-1	22,000
TOTAL SECTION 6170 PR-J&L HEBERT MUNI GOLF COURSE			87,000
<u>6171 - PR-VIEUX CHENES GOLF COURSE</u>			

**LAFAYETTE CONSOLIDATED GOVERNMENT
2024 - 2025 ADOPTED BUDGET
CAPITAL APPROPRIATION FOR 1985 SALES TAX CAP IMPROV-CITY**

<u>SECTION</u>	<u>ACCOUNT</u>	<u>ACTIVITY</u>	<u>ADOPTED FY 24-25</u>
4856171	89000-0	CAPITAL OUTLAY	149,000
	485255000086171	GOLF COURSE & FACILITY IMPRV	70,000
	485256000556171	SAND	5,000
	485256003396171	RPL FERTILIZER SPREADER - 1	9,000
	485257001206171	RPL TRACTOR-1	65,000
TOTAL SECTION 6171 PR-VIEUX CHENES GOLF COURSE			149,000
<u>6172 - PR-WETLANDS GOLF COURSE</u>			
4856172	89000-0	CAPITAL OUTLAY	187,000
	485256000556172	SAND	37,000
	485257000776172	RPL-TRIPLEX-2	150,000
TOTAL SECTION 6172 PR-WETLANDS GOLF COURSE			187,000
TOTAL DIV PR-GC PR-GOLF COURSES			423,000
TOTAL DEPT 060 PARKS ARTS RECREATION CULTURE			548,000
<u>5901 - CP-PLANNING</u>			
4855901	89000-0	CAPITAL OUTLAY	1,688,446
	485251002625901	ECI MLK STREEETSCAPE CONSTRUCT	1,132,000
	485256002785901	COMPREHENSIVE PLAN IMPLEMENT	100,000
	485256006645901	PECAN ORCHARD ENGIN DESIGN/MTC	456,446
TOTAL SECTION 5901 CP-PLANNING			1,688,446
TOTAL DIV CP-P CP-PLANNING			1,688,446
<u>9020 - CP-CODES</u>			
4859020	89000-0	CAPITAL OUTLAY	24,000
	485257000119020	SINGLE CAB PICKUP RPL-2	24,000
TOTAL SECTION 9020 CP-CODES			24,000
TOTAL DIV CP-C CP-CODES			24,000
<u>9030 - CP-COMPLIANCE</u>			
4859030	89000-0	CAPITAL OUTLAY	17,000
	485256007279030	RPL DESK-1	5,000
	485257000119030	SINGLE CAB PICKUP RPL-1	12,000
TOTAL SECTION 9030 CP-COMPLIANCE			17,000
TOTAL DIV CP-CO CP-COMPLIANCE			17,000
<u>9035 - CP-ALCOHOL & NOISE CONTROL</u>			
4859035	89000-0	CAPITAL OUTLAY	9,600
	485257000459035	RPL MIDSIZE SUV-1	9,600

**LAFAYETTE CONSOLIDATED GOVERNMENT
2024 - 2025 ADOPTED BUDGET
CAPITAL APPROPRIATION FOR 1985 SALES TAX CAP IMPROV-CITY**

<u>SECTION</u>	<u>ACCOUNT</u>	<u>ACTIVITY</u>	<u>ADOPTED FY 24-25</u>
TOTAL SECTION 9035 CP-ALCOHOL & NOISE CONTROL			9,600
TOTAL DIV CP-ANC CP-ALCOHOL & NOISE CONTROL			9,600
<u>8163 - CP-GBR-PLANNING</u>			
4858163	89000-0	CAPITAL OUTLAY	9,600
		485257000578163 RPL MIDSIZE SEDAN-1	9,600
TOTAL SECTION 8163 CP-GBR-PLANNING			9,600
<u>8166 - CP-GRANTS ADMINISTRATION</u>			
4858166	89000-0	CAPITAL OUTLAY	3,500
		485256001308166 RPL FURNITURE & EQUIPMENT	3,500
TOTAL SECTION 8166 CP-GRANTS ADMINISTRATION			3,500
TOTAL DIV CP-GM CP-GRANTS ADMINISTRATION			13,100
TOTAL DEPT 090 COMMUNITY DEVELOPMENT & PLANNING			1,752,146
TOTAL FUND 485 1985 SALES TAX CAP IMPROV-CITY			17,467,893

FUND 502 – UTILITIES SYSTEM – LUS



**LAFAYETTE CONSOLIDATED GOVERNMENT
2024 - 2025 ADOPTED BUDGET
ANNUAL BUDGET BY FUND**

502 UTILITIES SYSTEM FUND PRO FORMA

	Actual FY 22/23	Cur Budget FY 23/24	Actual At FY 23/24	Projected FY 23/24	Adopted FY 24/25
ESTIMATED REVENUES:					
INTERGOVERNMENTAL REVENUES	2,005,604	14,019,991	1,054,753	14,019,991	-
ELECTRIC RETAIL SALES	195,197,790	195,713,325	77,974,974	195,713,325	198,945,159
ELECTRIC WHOLESALE SALES	159,543	175,000	78,178	175,000	175,000
WATER SALES	25,167,541	26,046,487	12,691,591	34,139,080	29,362,198
WASTEWATER SALES	35,012,172	37,133,299	19,351,094	36,264,648	40,630,961
INTEREST EARNINGS	6,552,926	4,421,535	4,598,444	7,839,724	5,055,356
INTERNAL TRANSFERS	53,852	39,304	-	39,304	-
OTHER REVENUES	3,205,178	4,800,000	1,393,021	4,960,267	4,800,000
MISCELLANEOUS REVENUES	2,084,216	54,124,393	571,900	53,658,457	3,580,682
LUS/LPPA/COMM A&G	210,985	351,000	571,795	209,933	866,000
TOTAL REVENUES	269,649,807	336,824,334	118,285,750	347,019,729	283,415,356
ESTIMATED EXPENDITURES:					
UTILITIES DEPARTMENT	279,280,223	432,485,940	121,211,474	434,710,435	269,941,191
NET INCREASE (DECREASE)	(9,630,416)	(95,661,606)	(2,925,724)	(87,690,706)	13,474,165

**LAFAYETTE CONSOLIDATED GOVERNMENT
2024 - 2025 ADOPTED BUDGET
ANNUAL BUDGET BY FUND
UTILITIES SYSTEM FUND DETAILED PRO FORMA**

<u>ACCOUNT</u>	<u>ACTUAL FY 22-23</u>	<u>CUR BUDGET FY 23-24</u>	<u>ACTUAL AT 4/30/2024</u>	<u>PROJECTED FY 23-24</u>	<u>ADOPTED FY 24-25</u>	<u>ADOPTED VS CURRENT</u>
ESTIMATED REVENUES:						
INTERGOVERNMENTAL REVENUES	2,005,604	14,019,991	1,054,753	14,019,991	0	-100.00 %
5020999 42331-0 LA GRANT-WATER SECTOR PRGM-218	1,126,814	888,157	502,027	888,157	0	-100.00 %
5020999 42332-0 LA GRANT-WATER SECTOR PRGM-335	320,972	4,059,130	364,288	4,059,130	0	-100.00 %
5020999 42333-0 LA GRANT-WATER SECTOR PRGM-495	366,269	1,151,631	114,962	1,151,631	0	-100.00 %
5020999 42334-0 LA GRANT-WATER SECTOR PRGM-500	191,549	1,225,113	73,476	1,225,113	0	-100.00 %
5020999 42336-0 LA GRANT-WATER SECTOR PRGM-668	0	6,612,960	0	6,612,960	0	-100.00 %
5020999 42337-0 LDEQ GRANT-EV CHARGERS LDEQ GRANT-EV CHARGERS	0	83,000	0	83,000	0	-100.00 %
ELECTRIC RETAIL SALES	195,197,790	195,713,325	77,974,974	195,713,325	198,945,159	1.65 %
5020999 46100-0 ELECTRIC RETAIL SALES	104,240,922	107,404,818	44,932,407	107,404,818	111,055,358	3.40 %
5020999 46105-0 ELECTRIC RETAIL FUEL ADJ.	90,956,868	88,308,507	33,042,567	88,308,507	87,889,801	-0.47 %
ELECTRIC WHOLESALE SALES	159,543	175,000	78,178	175,000	175,000	0.00 %
5020999 46110-0 ELECTRIC WHOLESALE SALES	159,543	175,000	78,178	175,000	175,000	0.00 %
WATER SALES	25,167,541	26,046,487	12,691,591	34,139,080	29,362,198	12.73 %
5020999 46200-0 WATER RETAIL SALES	17,154,256	26,046,487	8,756,902	26,046,487	29,362,198	12.73 %
5020999 46210-0 WATER WHOLESALE SALES	7,924,605	0	3,900,099	8,006,223	0	0.00 %
5020999 46220-0 WATER TAPPING FEES	88,680	0	34,590	86,370	0	0.00 %
WASTEWATER SALES	35,012,172	37,133,299	19,351,094	36,264,648	40,630,961	9.42 %
5020999 46300-0 WASTEWATER SALES	35,012,172	37,133,299	19,351,094	36,264,648	40,630,961	9.42 %
INTEREST EARNINGS	6,552,926	4,421,535	4,598,444	7,839,724	5,055,356	14.33 %
5020999 47000-0 INTEREST ON INVESTMENTS	5,750,856	3,673,557	4,278,510	7,056,490	4,474,259	21.80 %
5020999 47010-0 INTEREST REV-SEWER DIST	13	0	0	13	0	0.00 %
5020999 47040-0 INTEREST REVENUES ON LOANS	758,938	639,868	319,934	740,102	581,097	-9.18 %
5020999 47045-0 INTEREST REVENUE ON LEASES	43,119	108,110	0	43,119	0	-100.00 %
INTERNAL TRANSFERS	53,852	39,304	0	39,304	0	-100.00 %
5020999 48500-162 CONTR FROM CDBG	53,852	39,304	0	39,304	0	-100.00 %
OTHER REVENUES	3,205,178	4,800,000	1,393,021	4,960,267	4,800,000	0.00 %
5020999 46115-0 OTHER ELECTRIC REVENUES	3,068,266	4,800,000	1,454,363	4,800,000	4,800,000	0.00 %
5020999 46814-0 WATER CONTRIB AID OF CONST	30,188	0	0	30,188	0	0.00 %
5020999 49036-0 RENTAL INCOME	3,953	0	3,953	3,953	0	0.00 %
5020999 49040-0 LEASE REVENUE	186,990	0	0	186,990	0	0.00 %
5020999 49115-0 GAIN/LOSS ON DISPOSAL OF PROP	-701,139	0	-65,295	-60,864	0	0.00 %
5020999 49338-0 CONTR FROM OTHER ENTITIES	616,920	0	0	0	0	0.00 %
MISCELLANEOUS REVENUES	2,084,216	54,124,393	571,900	53,658,457	3,580,682	-93.38 %
5020999 49800-0 MISCELLANEOUS REVENUES	825	0	0	0	0	0.00 %
5020999 49801-0 MISC REV-PY ADJUSTMENT	-15,819	0	-388	-448	0	0.00 %
5020999 49810-0 CASH SHORT/OVER	0	0	4	0	0	0.00 %
5020999 49840-0 BILLING FOR SERVICES	1,387,743	1,700,000	555,475	1,226,090	1,700,000	0.00 %
5020999 49950-2301 PROCEEDS FR BOND SALE-LUS 2023	0	50,000,000	0	50,000,000	0	-100.00 %
5020999 49951-2301 PRO FR BOND SALE-PREM LUS 2023	0	616,045	0	616,045	0	-100.00 %
5020999 49960-0 PROCEEDS FROM LOAN	0	1,808,348	0	1,808,348	1,880,682	4.00 %
5020999 49962-0 MISC NON-OPER REVENUE	711,467	0	16,809	8,422	0	0.00 %
LUS/LPPA/COMM A&G	210,985	351,000	571,795	209,933	866,000	146.72 %
5020999 49305-0 PUBLIC WORKS CONTR ON EXPENSES	0	0	500,000	0	515,000	0.00 %
5020999 49306-0 CMCN SYSTEMS CONTR ON EXPENSES	210,985	351,000	71,795	209,933	351,000	0.00 %

**LAFAYETTE CONSOLIDATED GOVERNMENT
2024 - 2025 ADOPTED BUDGET
ANNUAL BUDGET BY FUND
UTILITIES SYSTEM FUND DETAILED PRO FORMA**

ACCOUNT	ACTUAL FY 22-23	CUR BUDGET FY 23-24	ACTUAL AT 4/30/2024	PROJECTED FY 23-24	ADOPTED FY 24-25	ADOPTED VS CURRENT
GRAND TOTAL REVENUES	269,649,807	336,824,334	118,285,750	347,019,729	283,415,356	-15.86 %
ESTIMATED EXPENSES:						
UTILITIES DEPARTMENT	279,280,223	432,485,940	121,211,474	434,710,435	269,941,191	-37.58 %
UT-DIRECTOR'S OFFICE	1,550,334	2,830,031	759,103	2,830,031	2,830,375	0.01 %
7000 UT-DIRECTOR'S OFFICE	1,550,334	2,830,031	759,103	2,830,031	2,830,375	0.01 %
5027000 50000-0 PERSONNEL SALARIES	319,263	327,895	140,116	327,895	334,562	2.03 %
5027000 50100-0 TEMPORARY EMPLOYEES	0	18,000	0	18,000	18,000	0.00 %
5027000 50400-0 GROUP HEALTH INSURANCE	17,495	16,482	8,241	16,482	22,012	33.55 %
5027000 50415-0 GROUP LIFE INSURANCE	615	644	352	644	706	9.63 %
5027000 50430-0 WORKERS COMP INSURANCE	1,716	1,750	1,750	1,750	1,806	3.20 %
5027000 50500-0 RETIREMENT/MEDICARE TAX	41,380	42,462	18,136	42,462	46,079	8.52 %
TOTAL PERSONNEL COSTS	380,469	407,233	168,595	407,233	423,165	3.91 %
5027000 50925-0 VEHICLE SUBSIDY LEASES	6,023	6,000	2,723	6,000	6,000	0.00 %
5027000 52000-0 LEGAL FEES	272,779	228,000	68,814	228,000	270,000	18.42 %
5027000 63000-0 EQUIPMENT MAINTENANCE	0	329	0	329	329	0.00 %
5027000 70000-0 DUES & LICENSES	158,925	180,000	79,954	180,000	180,000	0.00 %
5027000 70200-0 POSTAGE/SHIPPING CHARGES	54	1,231	25	1,231	1,231	0.00 %
5027000 70300-0 PRINTING & BINDING	146	1,888	398	1,888	1,888	0.00 %
5027000 70500-0 TELECOMMUNICATIONS	6,743	26,100	424	26,100	26,100	0.00 %
5027000 70800-0 TRAVEL & MEETINGS	9,384	18,500	8,036	18,500	18,500	0.00 %
5027000 70907-0 CONTRACTUAL SERVICES	577,801	600,000	171,093	600,000	670,000	11.67 %
5027000 72700-0 SUPPLIES & MATERIALS	1,447	2,462	936	2,462	2,462	0.00 %
5027000 77140-0 RESERVE-DIRECTOR'S	0	750,000	0	750,000	750,000	0.00 %
5027000 89510-0 SPECIAL EQUIPMENT CAPITAL	136,563	608,288	258,105	608,288	480,700	-20.97 %
TOTAL NON-PERSONNEL COSTS	1,169,865	2,422,798	590,508	2,422,798	2,407,210	-0.64 %
UT-UTILITY-GENERAL ACCOUNTS	66,875,016	69,084,372	33,631,150	71,684,326	71,050,375	2.85 %
7010 UT-UTILITY-GENERAL ACCOUNTS	66,875,016	69,084,372	33,631,150	71,684,326	71,050,375	2.85 %
5027010 50227-0 OVERTIME-SAAS IMPLEMENTATION	0	98,934	1,625	98,934	100,913	2.00 %
5027010 50410-0 GROUP HEALTH INS-RETIRES	494,057	511,495	255,747	511,495	427,079	-16.50 %
5027010 50500-0 RETIREMENT/MEDICARE TAX	0	444	0	444	0	-100.00 %
5027010 50900-0 ACCRUED SICK/ANNUAL LEAVE	625,054	485,326	(48,174)	485,326	1,342,756	176.67 %
5027010 76474-0 EXT APP-MERS	628,497	1,066,940	442,618	1,066,940	1,149,928	7.78 %
5027010 78200-0 PENSION PAYMENTS	(398,842)	0	0	0	0	0.00 %
TOTAL PERSONNEL COSTS	1,348,766	2,163,139	651,816	2,163,139	3,020,676	39.64 %
5027010 51000-0 ADMINISTRATIVE COST	3,547,615	3,550,000	1,819,998	3,985,512	4,000,000	12.68 %
5027010 51020-2301 BD COST OF ISSUANCE-LUS 2023	0	930,350	0	930,350	0	-100.00 %
5027010 51040-0 CONTRA ADMIN COSTS-LUS WK ORDR	(497,401)	0	0	0	0	0.00 %
5027010 53000-0 AUDITING FEES	85,000	90,000	0	90,000	99,024	10.03 %
5027010 53050-0 PAYING AGENT FEES	61,977	85,000	31,635	85,000	85,000	0.00 %
5027010 57170-0 WEBSITE ENHANCEMENT	1,111	25,000	2,447	25,000	0	-100.00 %
5027010 63000-0 EQUIPMENT MAINTENANCE	0	410	0	410	410	0.00 %
5027010 67000-0 UTILITIES	216,587	275,000	84,047	275,000	275,000	0.00 %
5027010 69010-0 CONTR SERV-800 MHZ MTC	30,000	30,000	22,000	30,000	30,000	0.00 %
5027010 70123-0 OTHER INSURANCE PREMIUMS	1,618,144	2,765,236	1,958,985	2,765,236	2,051,916	-25.80 %
5027010 70123-614 OTHER INSURANCE PREMIUMS-RM	0	1,040	0	1,040	0	-100.00 %
5027010 70200-0 POSTAGE/SHIPPING CHARGES	34,318	29,925	14,144	29,925	29,925	0.00 %
5027010 70500-0 TELECOMMUNICATIONS	0	93,000	0	93,000	93,000	0.00 %

**LAFAYETTE CONSOLIDATED GOVERNMENT
2024 - 2025 ADOPTED BUDGET
ANNUAL BUDGET BY FUND
UTILITIES SYSTEM FUND DETAILED PRO FORMA**

ACCOUNT			ACTUAL	CUR BUDGET	ACTUAL AT	PROJECTED	ADOPTED	ADOPTED
			FY 22-23	FY 23-24	4/30/2024	FY 23-24	FY 24-25	VS CURRENT
5027010	70710-0	TOURISM-BLUEPRINTS	9,120	9,120	3,540	9,120	9,120	0.00 %
5027010	70715-0	TOURISM-CHRISTMAS LIGHTING	5,682	25,460	18,816	25,460	25,460	0.00 %
5027010	70727-0	TOURISM-CUST ED-SMART GRID	5,850	6,500	6,125	6,500	6,500	0.00 %
5027010	70730-0	TOURISM-CUSTOMER INFO	558,821	717,670	331,737	717,670	700,000	-2.46 %
5027010	70735-0	TOURISM-FEST ACADIENS(IN KIND)	8,998	8,208	0	8,208	10,000	21.83 %
5027010	70750-0	TOURISM-INT FESTIVAL (IN KIND)	19,333	19,000	0	19,000	21,000	10.53 %
5027010	70770-0	TOURISM-PUBLIC POWER WEEK	0	3,570	0	3,570	3,570	0.00 %
5027010	70780-0	TOURISM-SHARE THE LIGHT	2,683	5,500	4,829	5,500	5,500	0.00 %
5027010	70902-0	DUPLICATING EQUIPMENT EXPENSES	504	3,746	72	3,746	3,746	0.00 %
5027010	70907-0	CONTRACTUAL SERVICES	206,443	547,809	52,285	547,809	550,000	0.40 %
5027010	70921-0	CONTR SERV-GPS MONITORING	78,531	91,591	26,515	91,591	91,591	0.00 %
5027010	71030-0	CONT SERV-SAAS IMPLEMENTATION	0	1,887,645	151,257	1,887,645	1,887,645	0.00 %
5027010	72100-0	EQUIPMENT RENTAL	478	1,642	239	1,642	1,642	0.00 %
5027010	72700-0	SUPPLIES & MATERIALS	756	5,208	489	5,208	5,208	0.00 %
5027010	72730-0	SUP & MAT-EMP RECOGNITION	27,616	30,000	0	30,000	30,000	0.00 %
5027010	77240-0	RESERVE-FUTURE DEBT SERVICE	0	854,034	0	854,034	0	-100.00 %
5027010	77580-0	RESERVE-BOND PRINCIPAL	0	18,540,000	0	18,540,000	18,980,000	2.37 %
5027010	78000-0	UNINSURED LOSSES	1,009,314	480,793	0	786,997	1,242,948	158.52 %
5027010	79000-0	COST OF INVENTORY USED	403,812	600,000	70,445	600,000	600,000	0.00 %
5027010	80020-0	FAIR VALUE ADJUSTMENT	(758,472)	0	0	0	0	0.00 %
5027010	80110-0	DEPRECIATION EXPENSE-ELECTRIC	15,768,310	0	8,108,115	0	0	0.00 %
5027010	80120-0	DEPRECIATION EXPENSE-WATER	4,456,300	0	2,264,088	0	0	0.00 %
5027010	80130-0	DEPRECIATION EXPENSE-SEWER	6,385,162	0	3,350,146	0	0	0.00 %
5027010	80210-0	INTEREST ON LONG TERM DEBT	6,705,100	8,653,776	4,277,903	8,653,776	8,206,494	-5.17 %
5027010	80220-0	INT OF CUSTOMER DEPOSIT-LUS	977	0	17	0	0	0.00 %
5027010	80230-0	INT OF CUSTOMER DEPOSIT-WDN	1	0	0	0	0	0.00 %
5027010	80250-0	LEASE INTEREST	8,487	0	0	0	0	0.00 %
5027010	80360-0	INVENTORY OBSOLESCEMENT EXPENSE	(9,941)	0	0	0	0	0.00 %
5027010	80430-0	ILOT	25,432,565	25,400,000	10,564,560	27,258,238	27,600,000	8.66 %
5027010	80500-0	AMORTIZATION OF UTILITY PLANT	243,669	0	86,746	0	0	0.00 %
5027010	80520-0	AMORT OF LOSS ON REQ DEBT	383,458	0	182,314	0	0	0.00 %
5027010	80550-0	AMORTIZED BOND PREMIUM	(1,724,995)	0	(821,741)	0	0	0.00 %
5027010	80565-0	AMORTIZATION OF LEASE	35,754	0	0	0	0	0.00 %
5027010	80700-0	BAD DEBT EXPENSE	907,860	0	329,600	0	225,000	100.00 %
5027010	80755-0	FRANCHISE FEES	44,532	55,000	9,407	55,000	60,000	9.09 %
5027010	80780-0	OPEB EXPENSE	76,231	0	0	0	0	0.00 %
5027010	80796-0	BILLABLE AP PAYMENTS	135,960	1,100,000	28,574	1,100,000	1,100,000	0.00 %
TOTAL NON-PERSONNEL COSTS			65,526,250	66,921,233	32,979,334	69,521,187	68,029,699	1.66 %
UT-SUPPORT SERVICES			3,507,928	3,555,651	1,144,096	3,555,651	3,808,051	7.10 %
7001 UT-SS-ADMINISTRATION/SUPPORT			589,328	833,385	285,426	833,385	778,907	-6.54 %
5027001	50000-0	PERSONNEL SALARIES	397,780	508,872	192,882	508,872	535,187	5.17 %
5027001	50100-0	TEMPORARY EMPLOYEES	15,592	19,968	0	19,968	19,968	0.00 %
5027001	50200-0	OVERTIME	0	2,040	0	2,040	2,081	2.01 %
5027001	50300-0	PROMOTION COSTS	0	52,225	0	52,225	0	-100.00 %
5027001	50400-0	GROUP HEALTH INSURANCE	64,109	65,928	32,964	65,928	54,868	-16.78 %
5027001	50415-0	GROUP LIFE INSURANCE	1,607	2,601	1,090	2,601	2,700	3.81 %
5027001	50430-0	WORKERS COMP INSURANCE	2,648	2,749	2,749	2,749	2,890	5.13 %
5027001	50500-0	RETIREMENT/MEDICARE TAX	81,254	90,944	36,382	90,944	96,669	6.30 %
TOTAL PERSONNEL COSTS			562,990	745,327	266,067	745,327	714,363	-4.15 %
5027001	50600-0	TRAINING OF PERSONNEL	12,770	32,500	11,427	32,500	32,500	0.00 %
5027001	70000-0	DUES & LICENSES	2,402	5,405	1,901	5,405	5,405	0.00 %
5027001	70200-0	POSTAGE/SHIPPING CHARGES	91	656	0	656	656	0.00 %

**LAFAYETTE CONSOLIDATED GOVERNMENT
2024 - 2025 ADOPTED BUDGET
ANNUAL BUDGET BY FUND
UTILITIES SYSTEM FUND DETAILED PRO FORMA**

<u>ACCOUNT</u>			<u>ACTUAL</u>	<u>CUR BUDGET</u>	<u>ACTUAL AT</u>	<u>PROJECTED</u>	<u>ADOPTED</u>	<u>ADOPTED</u>
			<u>FY 22-23</u>	<u>FY 23-24</u>	<u>4/30/2024</u>	<u>FY 23-24</u>	<u>FY 24-25</u>	<u>VS</u>
								<u>CURRENT</u>
5027001	70300-0	PRINTING & BINDING	234	329	88	329	329	0.00 %
5027001	70400-0	PUBLICATION & RECORDATION	0	570	0	570	570	0.00 %
5027001	70500-0	TELECOMMUNICATIONS	3,192	8,000	1,558	8,000	8,000	0.00 %
5027001	70800-0	TRAVEL & MEETINGS	2,860	4,208	1,653	4,208	4,208	0.00 %
5027001	72600-0	TRANSPORTATION	40	4,593	110	4,593	4,593	0.00 %
5027001	72700-0	SUPPLIES & MATERIALS	2,831	3,283	346	3,283	3,283	0.00 %
5027001	89510-0	SPECIAL EQUIPMENT CAPITAL	1,918	28,514	2,276	28,514	5,000	-82.46 %
TOTAL NON-PERSONNEL COSTS			26,338	88,058	19,359	88,058	64,544	-26.70 %
7005 UT-SS-SAFETY & EMP DEVELOPMENT			858,905	244,500	118,930	244,500	468,450	91.60 %
5027005	50000-0	PERSONNEL SALARIES	84,375	86,003	38,978	86,003	229,940	167.36 %
5027005	50100-0	TEMPORARY EMPLOYEES	14,794	18,096	7,952	18,096	19,001	5.00 %
5027005	50200-0	OVERTIME	0	515	515	0	0	-100.00 %
5027005	50400-0	GROUP HEALTH INSURANCE	11,624	10,952	5,476	10,952	32,964	200.99 %
5027005	50415-0	GROUP LIFE INSURANCE	359	513	230	513	1,307	154.78 %
5027005	50430-0	WORKERS COMP INSURANCE	455	464	464	464	1,242	167.67 %
5027005	50500-0	RETIREMENT/MEDICARE TAX	11,971	11,146	5,701	11,138	32,686	193.25 %
TOTAL PERSONNEL COSTS			123,578	127,689	59,316	127,166	317,140	148.37 %
5027005	50600-0	TRAINING OF PERSONNEL	70,953	103,900	56,527	103,900	128,500	23.68 %
5027005	70200-0	POSTAGE/SHIPPING CHARGES	0	246	0	246	246	0.00 %
5027005	70300-0	PRINTING & BINDING	0	164	0	164	164	0.00 %
5027005	70500-0	TELECOMMUNICATIONS	112	500	64	500	500	0.00 %
5027005	70800-0	TRAVEL & MEETINGS	0	0	0	0	5,500	100.00 %
5027005	72700-0	SUPPLIES & MATERIALS	8,500	10,877	2,890	11,400	11,400	4.81 %
5027005	89510-0	SPECIAL EQUIPMENT CAPITAL	655,762	1,124	133	1,124	5,000	344.84 %
TOTAL NON-PERSONNEL COSTS			735,327	116,811	59,614	117,334	151,310	29.53 %
7006 UT-SS-METER SERVICES			1,969,052	2,347,565	705,031	2,347,565	2,400,321	2.25 %
5027006	50000-0	PERSONNEL SALARIES	611,277	668,447	279,303	668,447	739,796	10.67 %
5027006	50100-0	TEMPORARY EMPLOYEES	23,509	40,000	0	40,000	40,000	0.00 %
5027006	50200-0	OVERTIME	155,005	150,000	96,389	150,000	200,000	33.33 %
5027006	50400-0	GROUP HEALTH INSURANCE	134,030	120,742	60,371	120,742	120,742	0.00 %
5027006	50415-0	GROUP LIFE INSURANCE	2,514	3,884	1,612	3,884	4,373	12.59 %
5027006	50430-0	WORKERS COMP INSURANCE	3,566	3,610	3,610	3,610	3,997	10.72 %
5027006	50500-0	RETIREMENT/MEDICARE TAX	143,060	138,832	61,235	138,832	134,307	-3.26 %
TOTAL PERSONNEL COSTS			1,072,961	1,125,515	502,520	1,125,515	1,243,215	10.46 %
5027006	50600-0	TRAINING OF PERSONNEL	1,824	8,000	5,817	8,000	24,000	200.00 %
5027006	50800-0	UNIFORMS	9,394	9,500	6,472	9,500	15,000	57.89 %
5027006	63000-0	EQUIPMENT MAINTENANCE	200	8,075	0	8,075	8,075	0.00 %
5027006	70200-0	POSTAGE/SHIPPING CHARGES	0	821	0	821	821	0.00 %
5027006	70300-0	PRINTING & BINDING	0	410	0	410	410	0.00 %
5027006	70500-0	TELECOMMUNICATIONS	41,421	52,560	21,344	52,560	57,800	9.97 %
5027006	70907-0	CONTRACTUAL SERVICES	293,039	654,000	107,553	654,000	780,000	19.27 %
5027006	70912-0	CONTR SERV-CAR LEASES	0	21,500	0	21,500	34,000	58.14 %
5027006	72600-0	TRANSPORTATION	90,098	160,000	44,514	160,000	160,000	0.00 %
5027006	72700-0	SUPPLIES & MATERIALS	25,381	23,750	16,517	23,750	72,000	203.16 %
5027006	89510-0	SPECIAL EQUIPMENT CAPITAL	434,734	283,434	294	283,434	5,000	-98.24 %
TOTAL NON-PERSONNEL COSTS			896,091	1,222,050	202,511	1,222,050	1,157,106	-5.31 %
7007 UT-SS-UTILITY CONSERVATION			90,643	130,201	34,709	130,201	160,373	23.17 %
5027007	50000-0	PERSONNEL SALARIES	43,733	44,437	20,140	44,437	49,325	11.00 %
5027007	50400-0	GROUP HEALTH INSURANCE	5,812	5,476	2,738	5,476	5,476	0.00 %

**LAFAYETTE CONSOLIDATED GOVERNMENT
2024 - 2025 ADOPTED BUDGET
ANNUAL BUDGET BY FUND
UTILITIES SYSTEM FUND DETAILED PRO FORMA**

<u>ACCOUNT</u>			<u>ACTUAL</u>	<u>CUR BUDGET</u>	<u>ACTUAL AT</u>	<u>PROJECTED</u>	<u>ADOPTED</u>	<u>ADOPTED</u>
			<u>FY 22-23</u>	<u>FY 23-24</u>	<u>4/30/2024</u>	<u>FY 23-24</u>	<u>FY 24-25</u>	<u>VS</u>
							<u>CURRENT</u>	
5027007	50415-0	GROUP LIFE INSURANCE	186	265	119	265	294	10.94 %
5027007	50430-0	WORKERS COMP INSURANCE	235	240	240	240	266	10.83 %
5027007	50500-0	RETIREMENT/MEDICARE TAX	5,650	5,754	2,602	5,754	6,387	11.00 %
TOTAL PERSONNEL COSTS			55,616	56,172	25,839	56,172	61,748	9.93 %
5027007	50600-0	TRAINING OF PERSONNEL	4,200	4,227	3,704	4,227	4,227	0.00 %
5027007	70000-0	DUES & LICENSES	0	2,375	0	2,375	2,375	0.00 %
5027007	70500-0	TELECOMMUNICATIONS	0	1,720	0	1,720	1,720	0.00 %
5027007	70730-0	TOURISM-CUSTOMER INFO	27,009	27,284	0	27,284	72,500	165.72 %
5027007	70907-0	CONTRACTUAL SERVICES	0	5,202	498	5,202	5,202	0.00 %
5027007	72600-0	TRANSPORTATION	576	1,149	81	1,149	1,149	0.00 %
5027007	72700-0	SUPPLIES & MATERIALS	3,242	6,452	4,587	6,452	6,452	0.00 %
5027007	89510-0	SPECIAL EQUIPMENT CAPITAL	0	25,620	0	25,620	5,000	-80.48 %
TOTAL NON-PERSONNEL COSTS			35,027	74,029	8,870	74,029	98,625	33.22 %
UT-CUSTOMER SERVICE			4,926,081	5,582,945	2,337,784	5,582,945	5,877,357	5.27 %
7011 UT-CUSTOMER SERVICE			4,926,081	5,582,945	2,337,784	5,582,945	5,877,357	5.27 %
5027011	50000-0	PERSONNEL SALARIES	1,085,232	1,269,824	518,418	1,268,313	1,450,951	14.26 %
5027011	50100-0	TEMPORARY EMPLOYEES	921	24,884	960	24,884	24,884	0.00 %
5027011	50200-0	OVERTIME	29,266	58,000	11,144	58,000	59,160	2.00 %
5027011	50300-0	PROMOTION COSTS	0	58,432	0	60,411	53,797	-7.93 %
5027011	50400-0	GROUP HEALTH INSURANCE	238,882	219,418	109,709	219,418	202,828	-7.56 %
5027011	50415-0	GROUP LIFE INSURANCE	4,473	7,103	2,990	7,103	8,310	16.99 %
5027011	50430-0	WORKERS COMP INSURANCE	6,073	6,661	6,661	6,661	7,838	17.67 %
5027011	50500-0	RETIREMENT/MEDICARE TAX	196,281	222,475	94,756	222,007	257,538	15.76 %
TOTAL PERSONNEL COSTS			1,561,128	1,866,797	744,638	1,866,797	2,065,306	10.63 %
5027011	50600-0	TRAINING OF PERSONNEL	9,667	26,500	7,035	26,500	26,500	0.00 %
5027011	50800-0	UNIFORMS	4,827	4,988	4,092	4,988	4,988	0.00 %
5027011	60000-0	BUILDING MAINTENANCE	2,871	7,500	0	7,500	7,500	0.00 %
5027011	63000-0	EQUIPMENT MAINTENANCE	147	2,000	437	2,000	2,000	0.00 %
5027011	67000-0	UTILITIES	22,466	32,000	12,752	32,000	32,000	0.00 %
5027011	69120-0	RENT	16,938	181,863	158,666	181,863	181,863	0.00 %
5027011	69121-0	RENT-MOSS ST CUSTOMER SERV BLD	0	127,164	70,918	127,164	127,164	0.00 %
5027011	70200-0	POSTAGE/SHIPPING CHARGES	417,318	417,442	175,884	417,442	430,000	3.01 %
5027011	70300-0	PRINTING & BINDING	142,338	194,601	60,029	194,601	200,000	2.77 %
5027011	70400-0	PUBLICATION & RECORDATION	181,156	210,500	89,940	210,500	210,500	0.00 %
5027011	70500-0	TELECOMMUNICATIONS	116,416	159,000	67,615	159,000	159,000	0.00 %
5027011	70907-0	CONTRACTUAL SERVICES	2,099,121	2,262,094	935,454	2,262,094	2,345,286	3.68 %
5027011	70912-0	CONTR SERV-CAR LEASES	0	7,500	0	7,500	11,000	46.67 %
5027011	72600-0	TRANSPORTATION	116	1,000	36	1,000	1,000	0.00 %
5027011	72700-0	SUPPLIES & MATERIALS	21,873	38,250	10,288	38,250	38,250	0.00 %
5027011	80250-0	LEASE INTEREST	36,054	0	0	0	0	0.00 %
5027011	80565-0	AMORTIZATION OF LEASE	201,310	0	0	0	0	0.00 %
5027011	89510-0	SPECIAL EQUIPMENT CAPITAL	92,335	43,746	0	43,746	35,000	-19.99 %
TOTAL NON-PERSONNEL COSTS			3,364,953	3,716,148	1,593,146	3,716,148	3,812,051	2.58 %
UT-ENVIRONMENTAL COMPLIANCE			1,553,262	2,018,721	721,160	2,018,721	2,011,409	-0.36 %
7015 UT-ENVIRONMENTAL COMPLIANCE			1,553,262	2,018,721	721,160	2,018,721	2,011,409	-0.36 %
5027015	50000-0	PERSONNEL SALARIES	966,102	988,673	437,467	988,673	1,071,505	8.38 %
5027015	50100-0	TEMPORARY EMPLOYEES	0	24,600	0	24,600	24,600	0.00 %
5027015	50200-0	OVERTIME	5,853	10,200	1,644	10,200	10,404	2.00 %
5027015	50400-0	GROUP HEALTH INSURANCE	139,842	131,748	65,874	131,748	126,218	-4.20 %
5027015	50415-0	GROUP LIFE INSURANCE	3,976	5,647	2,499	5,647	6,042	6.99 %

LAFAYETTE CONSOLIDATED GOVERNMENT
2024 - 2025 ADOPTED BUDGET
ANNUAL BUDGET BY FUND
UTILITIES SYSTEM FUND DETAILED PRO FORMA

<u>ACCOUNT</u>			<u>ACTUAL</u>	<u>CUR BUDGET</u>	<u>ACTUAL AT</u>	<u>PROJECTED</u>	<u>ADOPTED</u>	<u>ADOPTED</u>
			<u>FY 22-23</u>	<u>FY 23-24</u>	<u>4/30/2024</u>	<u>FY 23-24</u>	<u>FY 24-25</u>	<u>VS</u>
								<u>CURRENT</u>
5027015	50430-0	WORKERS COMP INSURANCE	5,231	5,340	5,340	5,340	5,785	8.33 %
5027015	50500-0	RETIREMENT/MEDICARE TAX	223,950	229,271	102,121	229,271	242,802	5.90 %
TOTAL PERSONNEL COSTS			1,344,954	1,395,479	614,945	1,395,479	1,487,356	6.58 %
5027015	50600-0	TRAINING OF PERSONNEL	12,071	20,000	2,665	20,000	20,000	0.00 %
5027015	50800-0	UNIFORMS	908	2,500	272	2,500	2,500	0.00 %
5027015	63000-0	EQUIPMENT MAINTENANCE	4,679	4,701	2,931	4,701	6,000	27.63 %
5027015	70000-0	DUES & LICENSES	1,115	1,888	210	1,888	1,888	0.00 %
5027015	70200-0	POSTAGE/SHIPPING CHARGES	1,573	2,283	531	2,283	2,283	0.00 %
5027015	70300-0	PRINTING & BINDING	658	1,642	639	1,642	1,642	0.00 %
5027015	70400-0	PUBLICATION & RECORDATION	0	475	0	475	475	0.00 %
5027015	70500-0	TELECOMMUNICATIONS	2,071	4,000	1,010	4,000	4,000	0.00 %
5027015	70600-0	TESTING EXPENSE	101,965	125,000	27,565	125,000	125,000	0.00 %
5027015	70800-0	TRAVEL & MEETINGS	0	410	0	410	410	0.00 %
5027015	70902-0	DUPLICATING EQUIPMENT EXPENSES	0	855	0	855	855	0.00 %
5027015	70906-0	REGULATORY FEES & PENALTIES	12,000	15,000	0	15,000	15,000	0.00 %
5027015	70907-0	CONTRACTUAL SERVICES	20,384	215,000	34,672	215,000	215,000	0.00 %
5027015	70912-0	CONTR SERV-CAR LEASES	0	26,500	0	26,500	42,000	58.49 %
5027015	72600-0	TRANSPORTATION	13,467	13,000	4,659	13,000	15,000	15.38 %
5027015	72700-0	SUPPLIES & MATERIALS	13,115	17,520	8,320	17,520	20,000	14.16 %
5027015	72905-0	LABORATORY SUPPLIES	28,240	35,000	17,969	35,000	35,000	0.00 %
5027015	89510-0	SPECIAL EQUIPMENT CAPITAL	(3,938)	137,468	4,772	137,468	17,000	-87.63 %
TOTAL NON-PERSONNEL COSTS			208,308	623,242	106,215	623,242	524,053	-15.92 %
UT-POWER PRODUCTION			105,687,624	105,347,356	40,619,888	105,347,356	102,709,392	-2.50 %
7020 UT-POWER PRODUCTION			105,687,624	105,347,356	40,619,888	105,347,356	102,709,392	-2.50 %
5027020	50000-0	PERSONNEL SALARIES	1,892,405	2,236,758	873,868	2,235,449	2,373,348	6.11 %
5027020	50100-0	TEMPORARY EMPLOYEES	24,874	25,600	10,756	25,600	25,600	0.00 %
5027020	50200-0	OVERTIME	204,382	248,724	80,385	248,724	253,698	2.00 %
5027020	50300-0	PROMOTION COSTS	0	21,459	0	22,947	56,732	164.37 %
5027020	50400-0	GROUP HEALTH INSURANCE	303,227	274,610	137,305	274,610	274,610	0.00 %
5027020	50415-0	GROUP LIFE INSURANCE	7,652	12,064	4,922	12,064	12,434	3.07 %
5027020	50430-0	WORKERS COMP INSURANCE	12,111	12,041	12,041	12,041	12,816	6.44 %
5027020	50500-0	RETIREMENT/MEDICARE TAX	394,006	419,789	174,488	419,610	426,833	1.68 %
5027020	50900-0	ACCRUED SICK/ANNUAL LEAVE	0	0	19,745	0	0	0.00 %
TOTAL PERSONNEL COSTS			2,838,657	3,251,045	1,313,510	3,251,045	3,436,071	5.69 %
5027020	50600-0	TRAINING OF PERSONNEL	16,470	60,000	26,912	60,000	60,000	0.00 %
5027020	50800-0	UNIFORMS	11,514	20,000	8,103	20,000	20,000	0.00 %
5027020	60000-0	BUILDING MAINTENANCE	16,849	22,832	4,249	22,832	22,832	0.00 %
5027020	63000-0	EQUIPMENT MAINTENANCE	10,316	27,360	174	27,360	27,360	0.00 %
5027020	63000-71	EQUIP MAINT-DOC BONIN	9,321	23,750	2,661	23,750	0	-100.00 %
5027020	63000-72	EQUIP MAINT-TJ LABBE	363,806	536,750	80,782	536,750	536,750	0.00 %
5027020	63000-73	EQUIP MAINT-HARGIS HEBERT	409,809	483,750	127,693	483,750	483,750	0.00 %
5027020	64000-72	GENERATOR MAINT-TJ LABBE	321,996	55,000	28,585	500,000	500,000	809.09 %
5027020	64000-73	GENERATOR MAINT-HARGIS-HEBERT	218,376	1,015,000	0	570,000	570,000	-43.84 %
5027020	65000-71	GROUND MAINT-DOC BONIN	26,630	53,000	3,195	53,000	53,000	0.00 %
5027020	65000-72	GROUND MAINT-TJ LABBE	2,370	4,120	0	4,120	4,120	0.00 %
5027020	65000-73	GROUND MAINT-HARGIS-HEBERT	1,980	4,120	0	4,120	4,120	0.00 %
5027020	66000-0	JANITORIAL SUPPLIES & SERVICES	4,172	7,000	2,691	7,000	7,000	0.00 %
5027020	67000-0	UTILITIES	2,343	2,000	1,063	2,000	2,800	40.00 %
5027020	67000-71	UTILITIES-DOC BONIN	73,244	100,000	26,544	100,000	50,000	-50.00 %
5027020	67000-72	UTILITIES-TJ LABBE	26,229	50,000	4,927	50,000	100,000	100.00 %
5027020	67000-73	UTILITIES-HARGIS-HEBERT	47,652	60,000	8,479	60,000	60,000	0.00 %
5027020	69000-71	CONTR SERV-DOC BONIN	68,703	145,240	1,221	145,240	20,000	-86.23 %

**LAFAYETTE CONSOLIDATED GOVERNMENT
2024 - 2025 ADOPTED BUDGET
ANNUAL BUDGET BY FUND
UTILITIES SYSTEM FUND DETAILED PRO FORMA**

<u>ACCOUNT</u>			<u>ACTUAL</u>	<u>CUR BUDGET</u>	<u>ACTUAL AT</u>	<u>PROJECTED</u>	<u>ADOPTED</u>	<u>ADOPTED</u>
			<u>FY 22-23</u>	<u>FY 23-24</u>	<u>4/30/2024</u>	<u>FY 23-24</u>	<u>FY 24-25</u>	<u>VS</u>
							<u>CURRENT</u>	
5027020	69000-72	CONTR SERV-TJ LABBE	177,128	356,300	26,745	356,300	356,300	0.00 %
5027020	69000-73	CONTR SERV-HARGIS-HEBERT	207,669	343,000	37,800	343,000	343,000	0.00 %
5027020	69160-0	TRANSMISSION CHARGES	(546,585)	1,660,877	267,217	1,660,877	960,441	-42.17 %
5027020	70000-0	DUES & LICENSES	352	1,642	91	1,642	1,642	0.00 %
5027020	70200-0	POSTAGE/SHIPPING CHARGES	8,229	8,000	263	8,000	8,000	0.00 %
5027020	70300-0	PRINTING & BINDING	58	410	0	410	410	0.00 %
5027020	70400-0	PUBLICATION & RECORDATION	590	1,900	0	1,900	1,900	0.00 %
5027020	70500-0	TELECOMMUNICATIONS	221,417	236,832	106,802	236,832	236,832	0.00 %
5027020	70600-0	TESTING EXPENSE	566	1,642	0	1,642	1,642	0.00 %
5027020	70600-72	TEST EXP-TJ LABBE	10,900	28,240	9,909	28,240	28,240	0.00 %
5027020	70600-73	TEST EXP-HARGIS HEBERT	5,658	18,240	4,416	18,240	18,240	0.00 %
5027020	70800-0	TRAVEL & MEETINGS	376	1,642	261	1,642	1,642	0.00 %
5027020	70902-0	DUPLICATING EQUIPMENT EXPENSES	2,613	3,420	2,762	3,420	3,420	0.00 %
5027020	70907-0	CONTRACTUAL SERVICES	82,709	405,000	1,913	405,000	340,200	-16.00 %
5027020	70912-0	CONTR SERV-CAR LEASES	0	68,000	0	68,000	97,000	42.65 %
5027020	72010-72	CHEM TRTMENT SUP-TJ LABBE	33,281	45,000	9,215	45,000	45,000	0.00 %
5027020	72010-73	CHEM TRTMENT SUP-HARGIS-HEBERT	32,134	50,000	10,025	50,000	50,000	0.00 %
5027020	72030-71	SUP & MAT-DOC BONIN	2,002	4,750	46	4,750	4,750	0.00 %
5027020	72030-72	SUP & MAT-TJ LABBE	56,267	57,000	11,065	57,000	57,000	0.00 %
5027020	72030-73	SUP & MAT-HARGIS-HEBERT	54,639	57,750	9,493	57,750	57,750	0.00 %
5027020	72100-0	EQUIPMENT RENTAL	0	821	0	821	821	0.00 %
5027020	72100-71	EQUIP RENTAL-DOC BONIN	0	4,560	0	4,560	0	-100.00 %
5027020	72100-72	EQUIP RENTAL-TJ LABBE	43,479	50,688	9,284	50,688	50,688	0.00 %
5027020	72100-73	EQUIP RENTAL-HARGIS-HEBERT	38,867	50,688	3,880	50,688	50,688	0.00 %
5027020	72600-0	TRANSPORTATION	42,901	33,754	31,147	33,754	33,754	0.00 %
5027020	72700-0	SUPPLIES & MATERIALS	55,846	66,500	21,268	66,500	81,500	22.56 %
5027020	72905-0	LABORATORY SUPPLIES	5,794	7,600	0	7,600	7,600	0.00 %
5027020	79010-0	PRODUCTION FUEL	5,248,645	22,658,740	2,598,538	22,658,740	24,667,309	8.86 %
5027020	79020-0	PURCHASE POWER-LPPA	53,935,067	75,050,376	19,875,432	75,050,376	65,961,780	-12.11 %
5027020	79030-0	PURCHASE POWER-OTHER	4,077,187	4,721,501	3,363,166	2,521,501	2,551,265	-45.96 %
5027020	79031-0	PURCHASE POWER-MISO	73,230,146	101,216,685	22,394,136	103,416,685	102,924,955	1.69 %
5027020	79031-80	PURCHASE POWER-MISO SALES	(35,901,112)	107,994,086	(9,840,307)	107,994,086	102,239,180	-5.33 %
5027020	89510-0	SPECIAL EQUIPMENT CAPITAL	90,364	208,917	24,532	208,917	47,000	-77.50 %
TOTAL NON-PERSONNEL COSTS			102,848,967	102,096,311	39,306,378	102,096,311	99,273,321	-2.77 %
UT-ELECTRIC OPERATIONS			15,943,413	25,156,861	8,083,743	25,156,861	21,118,812	-16.05 %
7030 UT-EO-ADMINISTRATION/MGMT			238,084	270,572	115,164	270,572	277,673	2.62 %
5027030	50000-0	PERSONNEL SALARIES	143,261	175,231	74,110	175,231	181,293	3.46 %
5027030	50100-0	TEMPORARY EMPLOYEES	0	3,525	0	3,525	3,525	0.00 %
5027030	50200-0	OVERTIME	12,853	0	0	0	0	0.00 %
5027030	50400-0	GROUP HEALTH INSURANCE	17,495	22,012	11,006	22,012	16,482	-25.12 %
5027030	50415-0	GROUP LIFE INSURANCE	451	589	335	589	609	3.40 %
5027030	50430-0	WORKERS COMP INSURANCE	923	947	947	947	979	3.38 %
5027030	50500-0	RETIREMENT/MEDICARE TAX	44,462	47,684	22,891	47,684	54,201	13.67 %
TOTAL PERSONNEL COSTS			219,445	249,988	109,289	249,988	257,089	2.84 %
5027030	50600-0	TRAINING OF PERSONNEL	2,710	2,736	405	2,736	2,736	0.00 %
5027030	63000-0	EQUIPMENT MAINTENANCE	0	410	406	410	410	0.00 %
5027030	70000-0	DUES & LICENSES	112	329	0	329	329	0.00 %
5027030	70200-0	POSTAGE/SHIPPING CHARGES	0	164	0	164	164	0.00 %
5027030	70300-0	PRINTING & BINDING	0	902	0	902	902	0.00 %
5027030	70400-0	PUBLICATION & RECORDATION	466	1,045	276	1,045	1,045	0.00 %
5027030	70500-0	TELECOMMUNICATIONS	4,704	6,000	875	6,000	6,000	0.00 %
5027030	70800-0	TRAVEL & MEETINGS	7,952	7,125	3,125	7,125	7,125	0.00 %

**LAFAYETTE CONSOLIDATED GOVERNMENT
2024 - 2025 ADOPTED BUDGET
ANNUAL BUDGET BY FUND
UTILITIES SYSTEM FUND DETAILED PRO FORMA**

<u>ACCOUNT</u>			<u>ACTUAL</u> <u>FY 22-23</u>	<u>CUR BUDGET</u> <u>FY 23-24</u>	<u>ACTUAL AT</u> <u>4/30/2024</u>	<u>PROJECTED</u> <u>FY 23-24</u>	<u>ADOPTED</u> <u>FY 24-25</u>	<u>ADOPTED</u> <u>VS</u> <u>CURRENT</u>
5027030	72600-0	TRANSPORTATION	0	689	12	689	689	0.00 %
5027030	72700-0	SUPPLIES & MATERIALS	2,695	1,184	776	1,184	1,184	0.00 %
TOTAL NON-PERSONNEL COSTS			18,639	20,584	5,875	20,584	20,584	0.00 %
7032 UT-EO-TRANSMISSION/DISTRBTN			8,948,680	15,902,222	4,542,542	15,902,222	12,071,551	-24.09 %
5027032	50000-0	PERSONNEL SALARIES	2,850,041	3,399,163	1,345,947	3,397,727	3,586,502	5.51 %
5027032	50100-0	TEMPORARY EMPLOYEES	86,950	132,614	39,401	132,614	132,614	0.00 %
5027032	50200-0	OVERTIME	440,612	600,000	137,710	600,000	612,000	2.00 %
5027032	50300-0	PROMOTION COSTS	0	98,772	0	100,394	98,063	-0.72 %
5027032	50400-0	GROUP HEALTH INSURANCE	425,869	384,616	192,308	384,616	379,086	-1.44 %
5027032	50415-0	GROUP LIFE INSURANCE	11,692	15,648	7,760	15,648	16,239	3.78 %
5027032	50430-0	WORKERS COMP INSURANCE	18,063	18,210	18,210	18,210	19,367	6.35 %
5027032	50500-0	RETIREMENT/MEDICARE TAX	651,368	691,663	297,967	691,477	718,411	3.87 %
TOTAL PERSONNEL COSTS			4,484,595	5,340,686	2,039,303	5,340,686	5,562,282	4.15 %
5027032	50600-0	TRAINING OF PERSONNEL	57,695	80,000	10,968	80,000	80,000	0.00 %
5027032	50800-0	UNIFORMS	28,219	50,000	44,349	50,000	55,000	10.00 %
5027032	63000-0	EQUIPMENT MAINTENANCE	12,098	38,000	19,398	38,000	38,000	0.00 %
5027032	70000-0	DUES & LICENSES	818	1,200	250	1,200	1,200	0.00 %
5027032	70200-0	POSTAGE/SHIPPING CHARGES	2,154	575	380	575	575	0.00 %
5027032	70400-0	PUBLICATION & RECORDATION	0	950	211	950	950	0.00 %
5027032	70500-0	TELECOMMUNICATIONS	132,130	133,240	66,956	133,240	133,240	0.00 %
5027032	70800-0	TRAVEL & MEETINGS	7,307	20,602	4,546	20,602	25,000	21.35 %
5027032	70907-0	CONTRACTUAL SERVICES	3,159,466	4,250,122	1,806,276	4,250,122	4,277,122	0.64 %
5027032	70907-7009	CONTR SERV-HURRICANE IDA 2021	58,181	0	0	0	0	0.00 %
5027032	70912-0	CONTR SERV-CAR LEASES	0	267,000	0	267,000	741,272	177.63 %
5027032	72100-0	EQUIPMENT RENTAL	0	410	24	410	410	0.00 %
5027032	72600-0	TRANSPORTATION	516,507	470,000	207,668	470,000	470,000	0.00 %
5027032	72700-0	SUPPLIES & MATERIALS	378,675	420,000	155,157	420,000	432,500	2.98 %
5027032	89510-0	SPECIAL EQUIPMENT CAPITAL	110,835	4,829,437	187,056	4,829,437	254,000	-94.74 %
TOTAL NON-PERSONNEL COSTS			4,464,085	10,561,536	2,503,239	10,561,536	6,509,269	-38.37 %
7033 UT-EO-ENERGY CONTROL			3,775,200	3,796,471	1,733,110	3,796,471	3,853,278	1.50 %
5027033	50000-0	PERSONNEL SALARIES	1,887,355	1,559,403	694,411	1,559,403	1,634,670	4.83 %
5027033	50100-0	TEMPORARY EMPLOYEES	25,523	65,903	11,493	65,903	65,903	0.00 %
5027033	50200-0	OVERTIME	191,899	177,519	83,078	177,519	185,861	4.70 %
5027033	50300-0	PROMOTION COSTS	0	8,417	0	8,417	21,708	157.91 %
5027033	50400-0	GROUP HEALTH INSURANCE	280,156	197,892	98,946	197,892	186,832	-5.59 %
5027033	50415-0	GROUP LIFE INSURANCE	7,868	7,647	4,041	7,647	7,877	3.01 %
5027033	50430-0	WORKERS COMP INSURANCE	10,360	8,383	8,383	8,383	8,827	5.30 %
5027033	50500-0	RETIREMENT/MEDICARE TAX	440,821	348,600	157,919	348,600	352,279	1.06 %
TOTAL PERSONNEL COSTS			2,843,982	2,373,764	1,058,271	2,373,764	2,463,957	3.80 %
5027033	50600-0	TRAINING OF PERSONNEL	36,894	67,232	35,464	67,232	67,232	0.00 %
5027033	50800-0	UNIFORMS	6,079	5,000	0	5,000	5,000	0.00 %
5027033	60000-0	BUILDING MAINTENANCE	742	4,750	3,219	4,750	4,750	0.00 %
5027033	63000-0	EQUIPMENT MAINTENANCE	55,055	150,770	100,077	150,770	169,690	12.55 %
5027033	64000-0	GENERATOR MAINTENANCE	0	1,900	0	1,900	1,900	0.00 %
5027033	69120-0	RENT	699	1,800	463	1,800	1,800	0.00 %
5027033	70000-0	DUES & LICENSES	2,369	4,885	3,749	4,885	4,885	0.00 %
5027033	70200-0	POSTAGE/SHIPPING CHARGES	0	656	0	656	656	0.00 %
5027033	70400-0	PUBLICATION & RECORDATION	0	2,850	0	2,850	2,850	0.00 %
5027033	70500-0	TELECOMMUNICATIONS	509,994	568,216	236,969	568,216	568,216	0.00 %
5027033	70600-0	TESTING EXPENSE	0	1,642	0	1,642	1,642	0.00 %
5027033	70800-0	TRAVEL & MEETINGS	10,602	17,000	2,799	17,000	17,000	0.00 %

**LAFAYETTE CONSOLIDATED GOVERNMENT
2024 - 2025 ADOPTED BUDGET
ANNUAL BUDGET BY FUND
UTILITIES SYSTEM FUND DETAILED PRO FORMA**

ACCOUNT			ACTUAL	CUR BUDGET	ACTUAL AT	PROJECTED	ADOPTED	ADOPTED
			FY 22-23	FY 23-24	4/30/2024	FY 23-24	FY 24-25	VS CURRENT
5027033	70907-0	CONTRACTUAL SERVICES	230,927	406,200	235,353	406,200	431,200	6.15 %
5027033	70912-0	CONTR SERV-CAR LEASES	0	46,000	0	46,000	46,000	0.00 %
5027033	72600-0	TRANSPORTATION	45,860	26,500	10,620	26,500	26,500	0.00 %
5027033	72700-0	SUPPLIES & MATERIALS	29,753	30,000	4,756	30,000	35,000	16.67 %
5027033	89510-0	SPECIAL EQUIPMENT CAPITAL	2,244	87,306	41,370	87,306	5,000	-94.27 %
TOTAL NON-PERSONNEL COSTS			931,218	1,422,707	674,839	1,422,707	1,389,321	-2.35 %
7034 UT-EO-SUBSTATION/COMMUNICATION			1,450,744	2,309,527	739,048	2,309,527	1,869,244	-19.06 %
5027034	50000-0	PERSONNEL SALARIES	471,912	517,394	205,545	517,394	530,292	2.49 %
5027034	50100-0	TEMPORARY EMPLOYEES	19,776	0	0	0	0	0.00 %
5027034	50200-0	OVERTIME	54,424	75,000	21,869	75,000	76,500	2.00 %
5027034	50300-0	PROMOTION COSTS	0	2,445	0	2,445	18,279	647.61 %
5027034	50400-0	GROUP HEALTH INSURANCE	87,534	65,982	32,991	65,982	60,452	-8.38 %
5027034	50415-0	GROUP LIFE INSURANCE	1,937	2,553	1,198	2,553	2,574	0.82 %
5027034	50430-0	WORKERS COMP INSURANCE	3,442	2,749	2,749	2,749	2,863	4.15 %
5027034	50500-0	RETIREMENT/MEDICARE TAX	105,404	89,063	39,763	89,063	94,172	5.74 %
TOTAL PERSONNEL COSTS			744,429	755,186	304,115	755,186	785,132	3.97 %
5027034	50600-0	TRAINING OF PERSONNEL	10,566	10,000	1,714	10,000	10,000	0.00 %
5027034	50800-0	UNIFORMS	10,805	14,250	9,950	14,250	16,000	12.28 %
5027034	60000-0	BUILDING MAINTENANCE	10,144	15,000	142	15,000	20,000	33.33 %
5027034	63000-0	EQUIPMENT MAINTENANCE	9,783	20,000	5,529	20,000	20,000	0.00 %
5027034	67000-0	UTILITIES	52,889	55,000	21,447	55,000	65,000	18.18 %
5027034	70000-0	DUES & LICENSES	0	1,052	0	1,052	1,052	0.00 %
5027034	70200-0	POSTAGE/SHIPPING CHARGES	79	410	0	410	410	0.00 %
5027034	70400-0	PUBLICATION & RECORDATION	0	950	0	950	950	0.00 %
5027034	70500-0	TELECOMMUNICATIONS	407,759	394,400	186,834	394,400	416,200	5.53 %
5027034	70600-0	TESTING EXPENSE	13,236	25,000	3,835	25,000	25,000	0.00 %
5027034	70800-0	TRAVEL & MEETINGS	2,897	9,000	7,060	9,000	9,000	0.00 %
5027034	70907-0	CONTRACTUAL SERVICES	90,657	235,000	72,574	235,000	250,000	6.38 %
5027034	70912-0	CONTR SERV-CAR LEASES	0	42,500	0	42,500	108,500	155.29 %
5027034	72100-0	EQUIPMENT RENTAL	1,306	2,000	1,897	2,000	2,000	0.00 %
5027034	72600-0	TRANSPORTATION	35,453	30,000	11,183	30,000	30,000	0.00 %
5027034	72700-0	SUPPLIES & MATERIALS	50,147	30,000	17,013	30,000	35,000	16.67 %
5027034	89510-0	SPECIAL EQUIPMENT CAPITAL	10,594	669,779	95,755	669,779	75,000	-88.80 %
TOTAL NON-PERSONNEL COSTS			706,315	1,554,341	434,933	1,554,341	1,084,112	-30.25 %
7035 UT-EO-FACILITIES MANAGEMENT			1,530,705	1,783,746	626,722	1,783,746	1,922,321	7.77 %
5027035	50000-0	PERSONNEL SALARIES	337,379	411,975	155,043	411,975	474,986	15.29 %
5027035	50100-0	TEMPORARY EMPLOYEES	25,607	69,148	11,371	69,148	100,348	45.12 %
5027035	50200-0	OVERTIME	4,624	14,720	2,381	14,720	15,014	2.00 %
5027035	50400-0	GROUP HEALTH INSURANCE	87,357	93,362	46,681	93,362	98,892	5.92 %
5027035	50415-0	GROUP LIFE INSURANCE	1,374	2,419	915	2,419	2,806	16.00 %
5027035	50430-0	WORKERS COMP INSURANCE	2,183	2,216	2,216	2,216	2,565	15.75 %
5027035	50500-0	RETIREMENT/MEDICARE TAX	76,512	78,992	32,368	78,992	88,773	12.38 %
TOTAL PERSONNEL COSTS			535,036	672,832	250,975	672,832	783,384	16.43 %
5027035	50800-0	UNIFORMS	3,817	4,655	2,384	4,655	4,900	5.26 %
5027035	60000-0	BUILDING MAINTENANCE	23,548	26,000	13,456	26,000	30,000	15.38 %
5027035	63000-0	EQUIPMENT MAINTENANCE	5,470	7,000	1,167	7,000	7,000	0.00 %
5027035	65000-0	GROUND MAINTENANCE	93,692	120,000	36,515	120,000	170,000	41.67 %
5027035	66000-0	JANITORIAL SUPPLIES & SERVICES	156,204	216,000	57,769	216,000	216,000	0.00 %
5027035	70200-0	POSTAGE/SHIPPING CHARGES	0	82	0	82	82	0.00 %
5027035	70300-0	PRINTING & BINDING	401	1,642	1,630	1,642	1,642	0.00 %
5027035	70500-0	TELECOMMUNICATIONS	1,429	2,000	694	2,000	2,000	0.00 %
			456					

**LAFAYETTE CONSOLIDATED GOVERNMENT
2024 - 2025 ADOPTED BUDGET
ANNUAL BUDGET BY FUND
UTILITIES SYSTEM FUND DETAILED PRO FORMA**

<u>ACCOUNT</u>	<u>ACTUAL</u> <u>FY 22-23</u>	<u>CUR BUDGET</u> <u>FY 23-24</u>	<u>ACTUAL AT</u> <u>4/30/2024</u>	<u>PROJECTED</u> <u>FY 23-24</u>	<u>ADOPTED</u> <u>FY 24-25</u>	<u>ADOPTED</u> <u>VS</u> <u>CURRENT</u>
5027035 70800-0 TRAVEL & MEETINGS	220	2,500	0	2,500	2,500	0.00 %
5027035 70902-0 DUPLICATING EQUIPMENT EXPENSES	64	427	47	427	427	0.00 %
5027035 70907-0 CONTRACTUAL SERVICES	619,802	581,840	245,534	581,840	610,000	4.84 %
5027035 70907-7009 CONTR SERV-HURRICANE IDA 2021	36,568	0	0	0	0	0.00 %
5027035 70912-0 CONTR SERV-CAR LEASES	0	16,000	0	16,000	56,000	250.00 %
5027035 72600-0 TRANSPORTATION	15,989	21,886	11,069	21,886	21,886	0.00 %
5027035 72700-0 SUPPLIES & MATERIALS	6,677	16,500	5,482	16,500	16,500	0.00 %
5027035 89510-0 SPECIAL EQUIPMENT CAPITAL	31,788	94,382	0	94,382	0	-100.00 %
TOTAL NON-PERSONNEL COSTS	995,669	1,110,914	375,747	1,110,914	1,138,937	2.52 %
7036 UT-EO-DISTRIBUTION TRANSFORMERS	0	367,814	63,618	367,814	389,335	5.85 %
5027036 50000-0 PERSONNEL SALARIES	0	133,106	22,822	132,016	142,356	6.95 %
5027036 50100-0 TEMPORARY EMPLOYEES	0	27,000	0	27,000	27,000	0.00 %
5027036 50200-0 OVERTIME	0	9,516	1,626	9,516	10,000	5.09 %
5027036 50300-0 PROMOTION COSTS	0	8,536	0	9,768	10,432	22.21 %
5027036 50400-0 GROUP HEALTH INSURANCE	0	22,012	11,006	22,012	16,482	-25.12 %
5027036 50415-0 GROUP LIFE INSURANCE	0	693	134	693	729	5.19 %
5027036 50430-0 WORKERS COMP INSURANCE	0	713	713	713	769	7.85 %
5027036 50500-0 RETIREMENT/MEDICARE TAX	0	17,238	3,168	17,096	22,567	30.91 %
TOTAL PERSONNEL COSTS	0	218,814	39,469	218,814	230,335	5.27 %
5027036 50600-0 TRAINING OF PERSONNEL	0	3,000	662	3,000	4,000	33.33 %
5027036 50800-0 UNIFORMS	0	5,000	1,287	5,000	5,000	0.00 %
5027036 60000-0 BUILDING MAINTENANCE	0	5,000	0	5,000	5,000	0.00 %
5027036 63000-0 EQUIPMENT MAINTENANCE	0	10,000	3,246	10,000	10,000	0.00 %
5027036 64000-0 GENERATOR MAINTENANCE	0	5,000	1,341	5,000	5,000	0.00 %
5027036 67000-0 UTILITIES	0	10,000	0	10,000	10,000	0.00 %
5027036 70000-0 DUES & LICENSES	0	0	0	0	2,000	100.00 %
5027036 70200-0 POSTAGE/SHIPPING CHARGES	0	0	0	0	1,000	100.00 %
5027036 70500-0 TELECOMMUNICATIONS	0	2,000	0	2,000	2,000	0.00 %
5027036 70600-0 TESTING EXPENSE	0	2,000	245	2,000	2,000	0.00 %
5027036 70800-0 TRAVEL & MEETINGS	0	0	0	0	3,000	100.00 %
5027036 70907-0 CONTRACTUAL SERVICES	0	5,000	65	5,000	5,000	0.00 %
5027036 72100-0 EQUIPMENT RENTAL	0	0	0	0	5,000	100.00 %
5027036 72600-0 TRANSPORTATION	0	10,000	0	10,000	10,000	0.00 %
5027036 72700-0 SUPPLIES & MATERIALS	0	30,000	10,619	30,000	45,000	50.00 %
5027036 89510-0 SPECIAL EQUIPMENT CAPITAL	0	62,000	6,684	62,000	45,000	-27.42 %
TOTAL NON-PERSONNEL COSTS	0	149,000	24,149	149,000	159,000	6.71 %
7037 UT-EO-ELECTRIC METERS	0	726,509	263,539	726,509	735,410	1.23 %
5027037 50000-0 PERSONNEL SALARIES	0	404,875	171,624	404,875	432,569	6.84 %
5027037 50200-0 OVERTIME	0	28,841	4,894	28,841	29,418	2.00 %
5027037 50300-0 PROMOTION COSTS	0	15,005	0	15,005	5,216	-65.24 %
5027037 50400-0 GROUP HEALTH INSURANCE	0	54,976	27,488	54,976	49,446	-10.06 %
5027037 50415-0 GROUP LIFE INSURANCE	0	2,167	997	2,167	2,232	3.00 %
5027037 50430-0 WORKERS COMP INSURANCE	0	2,154	2,154	2,154	2,336	8.45 %
5027037 50500-0 RETIREMENT/MEDICARE TAX	0	92,491	39,511	92,491	95,193	2.92 %
TOTAL PERSONNEL COSTS	0	600,509	246,668	600,509	616,410	2.65 %
5027037 50600-0 TRAINING OF PERSONNEL	0	10,000	86	10,000	10,000	0.00 %
5027037 50800-0 UNIFORMS	0	15,000	6,633	15,000	15,000	0.00 %
5027037 70500-0 TELECOMMUNICATIONS	0	5,000	0	5,000	5,000	0.00 %
5027037 70600-0 TESTING EXPENSE	0	2,000	725	2,000	2,000	0.00 %
5027037 70800-0 TRAVEL & MEETINGS	0	3,000	0	3,000	3,000	0.00 %
5027037 70907-0 CONTRACTUAL SERVICES	0	5,000	1,292	5,000	5,000	0.00 %

**LAFAYETTE CONSOLIDATED GOVERNMENT
2024 - 2025 ADOPTED BUDGET
ANNUAL BUDGET BY FUND
UTILITIES SYSTEM FUND DETAILED PRO FORMA**

ACCOUNT			ACTUAL	CUR BUDGET	ACTUAL AT	PROJECTED	ADOPTED	ADOPTED
			FY 22-23	FY 23-24	4/30/2024	FY 23-24	FY 24-25	VS CURRENT
5027037	70912-0	CONTR SERV-CAR LEASES	0	0	0	0	34,000	100.00 %
5027037	72600-0	TRANSPORTATION	0	25,000	4,526	25,000	25,000	0.00 %
5027037	72700-0	SUPPLIES & MATERIALS	0	10,000	3,609	10,000	15,000	50.00 %
5027037	89510-0	SPECIAL EQUIPMENT CAPITAL	0	51,000	0	51,000	5,000	-90.20 %
TOTAL NON-PERSONNEL COSTS			0	126,000	16,871	126,000	119,000	-5.56 %
UT-WATER OPERATIONS			10,283,481	12,699,875	4,499,924	12,699,875	14,752,119	16.16 %
7040 UT-WTR-PRODUCTION/ADMIN			6,925,000	7,541,372	2,761,999	7,541,372	8,335,747	10.53 %
5027040	50000-0	PERSONNEL SALARIES	1,115,930	1,305,496	551,682	1,304,656	1,449,671	11.04 %
5027040	50100-0	TEMPORARY EMPLOYEES	24,439	38,728	580	38,728	38,728	0.00 %
5027040	50200-0	OVERTIME	419,028	360,000	187,188	360,000	380,000	5.56 %
5027040	50300-0	PROMOTION COSTS	0	18,692	0	19,647	14,820	-20.71 %
5027040	50400-0	GROUP HEALTH INSURANCE	215,752	219,742	109,871	219,742	208,682	-5.03 %
5027040	50415-0	GROUP LIFE INSURANCE	4,670	7,581	3,206	7,581	8,395	10.74 %
5027040	50430-0	WORKERS COMP INSURANCE	6,036	7,006	7,006	7,006	7,830	11.76 %
5027040	50500-0	RETIREMENT/MEDICARE TAX	257,225	247,798	128,299	247,683	291,387	17.59 %
TOTAL PERSONNEL COSTS			2,043,080	2,205,043	987,832	2,205,043	2,399,513	8.82 %
5027040	50600-0	TRAINING OF PERSONNEL	10,832	12,240	4,060	12,240	17,000	38.89 %
5027040	50800-0	UNIFORMS	9,092	10,670	1,261	10,670	10,670	0.00 %
5027040	60000-0	BUILDING MAINTENANCE	3,495	4,700	1,570	4,700	6,000	27.66 %
5027040	63000-0	EQUIPMENT MAINTENANCE	106,725	123,120	22,767	123,120	123,120	0.00 %
5027040	65000-0	GROUPS MAINTENANCE	48,004	60,000	13,885	60,000	60,000	0.00 %
5027040	66000-0	JANITORIAL SUPPLIES & SERVICES	4,908	7,208	1,476	7,208	7,208	0.00 %
5027040	67000-0	UTILITIES	14,090	18,000	8,025	18,000	18,000	0.00 %
5027040	67090-0	POWER SERVICES	1,523,783	1,900,000	696,151	1,900,000	1,900,000	0.00 %
5027040	70000-0	DUES & LICENSES	28,812	29,632	29,592	29,632	29,632	0.00 %
5027040	70200-0	POSTAGE/SHIPPING CHARGES	206	437	419	287	287	-34.32 %
5027040	70300-0	PRINTING & BINDING	60	329	0	329	329	0.00 %
5027040	70400-0	PUBLICATION & RECORDATION	899	1,045	0	1,045	1,045	0.00 %
5027040	70500-0	TELECOMMUNICATIONS	92,383	106,400	47,317	106,400	106,400	0.00 %
5027040	70800-0	TRAVEL & MEETINGS	1,331	4,104	0	4,104	4,104	0.00 %
5027040	70902-0	DUPLICATING EQUIPMENT EXPENSES	0	1,231	0	1,231	1,231	0.00 %
5027040	70907-0	CONTRACTUAL SERVICES	396,489	375,500	22,941	375,500	400,000	6.52 %
5027040	70912-0	CONTR SERV-CAR LEASES	0	0	0	0	38,000	100.00 %
5027040	72010-0	CHEMICAL TREATMENT SUPPLY	2,349,311	2,400,000	841,903	2,400,000	2,900,000	20.83 %
5027040	72100-0	EQUIPMENT RENTAL	9,256	8,208	3,659	8,208	8,208	0.00 %
5027040	72600-0	TRANSPORTATION	65,509	80,000	22,311	80,000	80,000	0.00 %
5027040	72700-0	SUPPLIES & MATERIALS	95,711	94,654	46,522	94,804	100,000	5.65 %
5027040	89510-0	SPECIAL EQUIPMENT CAPITAL	121,024	98,851	10,308	98,851	125,000	26.45 %
TOTAL NON-PERSONNEL COSTS			4,881,920	5,336,329	1,774,167	5,336,329	5,936,234	11.24 %
7045 UT-WTR-DISTRIBUTION			3,358,481	5,158,503	1,737,925	5,158,503	6,416,372	24.38 %
5027045	50000-0	PERSONNEL SALARIES	1,326,086	1,669,720	559,346	1,669,720	2,032,518	21.73 %
5027045	50100-0	TEMPORARY EMPLOYEES	28,962	102,655	20,800	102,655	102,655	0.00 %
5027045	50200-0	OVERTIME	296,244	250,000	129,515	250,000	361,500	44.60 %
5027045	50300-0	PROMOTION COSTS	0	0	0	0	393,687	100.00 %
5027045	50400-0	GROUP HEALTH INSURANCE	302,755	329,424	164,712	329,424	362,496	10.04 %
5027045	50415-0	GROUP LIFE INSURANCE	5,482	9,864	3,315	9,864	11,969	21.34 %
5027045	50430-0	WORKERS COMP INSURANCE	8,446	9,013	9,013	9,013	10,975	21.77 %
5027045	50500-0	RETIREMENT/MEDICARE TAX	339,987	365,651	146,464	365,651	406,171	11.08 %
TOTAL PERSONNEL COSTS			2,307,962	2,736,327	1,033,165	2,736,327	3,681,971	34.56 %
5027045	50600-0	TRAINING OF PERSONNEL	0	13,250	924	13,250	50,000	277.36 %

**LAFAYETTE CONSOLIDATED GOVERNMENT
2024 - 2025 ADOPTED BUDGET
ANNUAL BUDGET BY FUND
UTILITIES SYSTEM FUND DETAILED PRO FORMA**

<u>ACCOUNT</u>			<u>ACTUAL</u>	<u>CUR BUDGET</u>	<u>ACTUAL AT</u>	<u>PROJECTED</u>	<u>ADOPTED</u>	<u>ADOPTED</u>
			<u>FY 22-23</u>	<u>FY 23-24</u>	<u>4/30/2024</u>	<u>FY 23-24</u>	<u>FY 24-25</u>	<u>VS</u>
								<u>CURRENT</u>
5027045	50800-0	UNIFORMS	9,328	24,354	20,067	24,354	45,000	84.77 %
5027045	60000-0	BUILDING MAINTENANCE	0	0	0	0	4,000	100.00 %
5027045	63000-0	EQUIPMENT MAINTENANCE	1,250	4,000	2,597	4,000	4,000	0.00 %
5027045	66000-0	JANITORIAL SUPPLIES & SERVICES	0	10,000	7,435	10,000	10,000	0.00 %
5027045	67000-0	UTILITIES	6,457	14,000	1,323	14,000	14,000	0.00 %
5027045	70000-0	DUES & LICENSES	718	1,642	1,018	1,642	1,642	0.00 %
5027045	70200-0	POSTAGE/SHIPPING CHARGES	0	2,150	232	2,150	2,150	0.00 %
5027045	70300-0	PRINTING & BINDING	2,510	4,136	1,711	4,136	4,136	0.00 %
5027045	70500-0	TELECOMMUNICATIONS	22,003	25,000	15,211	25,000	33,000	32.00 %
5027045	70800-0	TRAVEL & MEETINGS	0	2,873	139	2,873	2,873	0.00 %
5027045	70907-0	CONTRACTUAL SERVICES	327,945	861,600	61,869	861,600	1,419,600	64.76 %
5027045	70912-0	CONTR SERV-CAR LEASES	0	58,000	0	58,000	92,000	58.62 %
5027045	72100-0	EQUIPMENT RENTAL	9,664	23,000	18,519	23,000	120,000	421.74 %
5027045	72600-0	TRANSPORTATION	355,938	285,000	165,130	285,000	285,000	0.00 %
5027045	72700-0	SUPPLIES & MATERIALS	268,176	237,000	173,201	237,000	367,000	54.85 %
5027045	89510-0	SPECIAL EQUIPMENT CAPITAL	46,530	856,171	235,384	856,171	280,000	-67.30 %
TOTAL NON-PERSONNEL COSTS			1,050,519	2,422,176	704,760	2,422,176	2,734,401	12.89 %
UT-WASTEWATER OPERATIONS			12,765,031	16,696,187	5,683,043	16,696,487	18,060,504	8.17 %
7060 UT-WW-TREATMENT/ADMINISTRATION			9,234,241	11,155,423	4,015,804	11,155,423	11,319,091	1.47 %
5027060	50000-0	PERSONNEL SALARIES	2,664,748	2,799,721	1,204,113	2,799,721	3,150,633	12.53 %
5027060	50100-0	TEMPORARY EMPLOYEES	6,061	23,000	13,392	23,000	33,000	43.48 %
5027060	50200-0	OVERTIME	705,912	710,448	292,027	710,448	724,657	2.00 %
5027060	50300-0	PROMOTION COSTS	0	45,289	0	45,289	72,814	60.78 %
5027060	50400-0	GROUP HEALTH INSURANCE	495,495	450,220	225,110	450,220	466,756	3.67 %
5027060	50415-0	GROUP LIFE INSURANCE	10,942	16,456	6,876	16,456	18,696	13.61 %
5027060	50430-0	WORKERS COMP INSURANCE	15,105	15,081	15,081	15,081	17,017	12.84 %
5027060	50500-0	RETIREMENT/MEDICARE TAX	663,479	642,460	291,503	642,460	666,081	3.68 %
TOTAL PERSONNEL COSTS			4,561,742	4,702,675	2,048,102	4,702,675	5,149,654	9.50 %
5027060	50600-0	TRAINING OF PERSONNEL	16,283	16,240	4,901	16,240	16,240	0.00 %
5027060	50800-0	UNIFORMS	11,655	12,312	31	12,312	15,000	21.83 %
5027060	60000-0	BUILDING MAINTENANCE	0	2,104	0	2,104	2,104	0.00 %
5027060	63000-0	EQUIPMENT MAINTENANCE	4,149	5,000	535	5,000	5,000	0.00 %
5027060	63000-70	EQUIP MAINT-SOUTH PLANT	20,985	25,000	10,979	25,000	30,000	20.00 %
5027060	63000-74	EQUIP MAINT-EAST PLANT	28,736	50,000	3,426	50,000	50,000	0.00 %
5027060	63000-75	EQUIP MAINT-AMB CAFF PLT	20,860	22,800	4,131	22,800	22,800	0.00 %
5027060	63000-76	EQUIP MAINT-NE PLANT	13,909	24,000	248	24,000	24,000	0.00 %
5027060	63000-77	EQUIP MAINT-LIFT STATIONS	36,225	38,000	8,602	38,000	38,000	0.00 %
5027060	65000-0	GROUNDS MAINTENANCE	12,388	27,500	652	27,500	27,500	0.00 %
5027060	66000-0	JANITORIAL SUPPLIES & SERVICES	0	2,104	0	2,104	2,104	0.00 %
5027060	67000-0	UTILITIES	104,130	165,000	66,249	165,000	165,000	0.00 %
5027060	67090-0	POWER SERVICES	2,044,393	2,500,000	845,798	2,500,000	2,500,000	0.00 %
5027060	69120-0	RENT	136	3,000	0	3,000	3,000	0.00 %
5027060	70000-0	DUES & LICENSES	2,010	2,791	640	2,791	2,791	0.00 %
5027060	70200-0	POSTAGE/SHIPPING CHARGES	0	821	0	821	821	0.00 %
5027060	70300-0	PRINTING & BINDING	0	492	0	492	492	0.00 %
5027060	70400-0	PUBLICATION & RECORDATION	568	1,520	0	1,520	1,520	0.00 %
5027060	70500-0	TELECOMMUNICATIONS	104,187	100,800	62,260	100,800	130,000	28.97 %
5027060	70800-0	TRAVEL & MEETINGS	2,070	2,650	0	2,650	2,650	0.00 %
5027060	70902-0	DUPLICATING EQUIPMENT EXPENSES	0	1,565	0	1,565	1,565	0.00 %
5027060	70906-0	REGULATORY FEES & PENALTIES	54,747	50,350	2,276	50,350	55,000	9.24 %
5027060	70907-0	CONTRACTUAL SERVICES	173,978	189,000	62,552	189,000	223,000	17.99 %
5027060	70912-0	CONTR SERV-CAR LEASES	0	171,500	0	171,500	214,000	24.78 %

**LAFAYETTE CONSOLIDATED GOVERNMENT
2024 - 2025 ADOPTED BUDGET
ANNUAL BUDGET BY FUND
UTILITIES SYSTEM FUND DETAILED PRO FORMA**

ACCOUNT			ACTUAL	CUR BUDGET	ACTUAL AT	PROJECTED	ADOPTED	ADOPTED
			FY 22-23	FY 23-24	4/30/2024	FY 23-24	FY 24-25	VS CURRENT
5027060	72010-0	CHEMICAL TREATMENT SUPPLY	789,280	900,000	345,042	900,000	900,000	0.00 %
5027060	72030-70	SUP & MAT-SOUTH PLANT	119,815	152,000	38,015	152,000	152,000	0.00 %
5027060	72030-74	SUP & MAT-EAST PLANT	46,302	47,500	11,897	47,500	47,500	0.00 %
5027060	72030-75	SUP & MAT-AMB CAFF PLT	50,129	60,000	15,119	60,000	60,000	0.00 %
5027060	72030-76	SUP & MAT-NE PLANT	12,862	14,250	3,770	14,250	14,250	0.00 %
5027060	72030-77	SUP & MAT-LIFT STATIONS	125,263	145,000	44,008	145,000	145,000	0.00 %
5027060	72100-0	EQUIPMENT RENTAL	50,672	47,500	30,225	47,500	240,600	406.53 %
5027060	72600-0	TRANSPORTATION	450,211	420,000	243,706	420,000	450,000	7.14 %
5027060	72700-0	SUPPLIES & MATERIALS	35,557	36,936	21,389	36,936	41,000	11.00 %
5027060	72905-0	LABORATORY SUPPLIES	0	1,500	0	1,500	1,500	0.00 %
5027060	89510-0	SPECIAL EQUIPMENT CAPITAL	340,999	1,213,513	141,251	1,213,513	585,000	-51.79 %
TOTAL NON-PERSONNEL COSTS			4,672,499	6,452,748	1,967,702	6,452,748	6,169,437	-4.39 %
7065 UT-WW-COLLECTION			3,530,790	5,540,764	1,667,239	5,541,064	6,741,413	21.67 %
5027065	50000-0	PERSONNEL SALARIES	1,301,893	1,532,920	571,089	1,532,920	1,737,948	13.37 %
5027065	50100-0	TEMPORARY EMPLOYEES	16,735	23,000	8,183	23,000	23,000	0.00 %
5027065	50200-0	OVERTIME	293,019	300,000	150,855	300,000	306,000	2.00 %
5027065	50300-0	PROMOTION COSTS	0	0	0	0	320,854	100.00 %
5027065	50400-0	GROUP HEALTH INSURANCE	314,851	291,092	145,546	291,092	302,152	3.80 %
5027065	50415-0	GROUP LIFE INSURANCE	5,399	8,898	3,344	8,898	10,031	12.73 %
5027065	50430-0	WORKERS COMP INSURANCE	8,063	8,267	8,267	8,267	9,380	13.46 %
5027065	50500-0	RETIREMENT/MEDICARE TAX	328,412	346,386	144,776	346,386	366,028	5.67 %
TOTAL PERSONNEL COSTS			2,268,372	2,510,563	1,032,060	2,510,563	3,075,393	22.50 %
5027065	50600-0	TRAINING OF PERSONNEL	4,235	23,712	477	23,712	23,712	0.00 %
5027065	50800-0	UNIFORMS	11,181	15,808	11,498	15,808	17,000	7.54 %
5027065	63000-0	EQUIPMENT MAINTENANCE	168	8,500	0	8,500	8,500	0.00 %
5027065	70000-0	DUES & LICENSES	1,185	1,149	988	1,149	1,149	0.00 %
5027065	70200-0	POSTAGE/SHIPPING CHARGES	0	1,237	0	1,237	1,237	0.00 %
5027065	70300-0	PRINTING & BINDING	61	246	0	246	246	0.00 %
5027065	70400-0	PUBLICATION & RECORDATION	0	475	0	475	475	0.00 %
5027065	70500-0	TELECOMMUNICATIONS	13,679	16,000	7,197	16,000	16,000	0.00 %
5027065	70902-0	DUPLICATING EQUIPMENT EXPENSES	0	427	0	427	427	0.00 %
5027065	70907-0	CONTRACTUAL SERVICES	458,565	1,236,650	48,644	1,406,650	1,406,650	13.75 %
5027065	70912-0	CONTR SERV-CAR LEASES	0	45,000	0	45,000	109,000	142.22 %
5027065	72010-0	CHEMICAL TREATMENT SUPPLY	19,880	25,000	24,888	25,000	30,000	20.00 %
5027065	72100-0	EQUIPMENT RENTAL	10,792	35,000	25,115	15,000	105,000	200.00 %
5027065	72600-0	TRANSPORTATION	329,025	381,324	191,139	381,624	381,624	0.08 %
5027065	72700-0	SUPPLIES & MATERIALS	329,247	387,600	189,264	237,600	386,000	-0.41 %
5027065	89510-0	SPECIAL EQUIPMENT CAPITAL	84,400	852,073	135,969	852,073	1,179,000	38.37 %
TOTAL NON-PERSONNEL COSTS			1,262,418	3,030,201	635,179	3,030,501	3,666,020	20.98 %
UT-ENGINEERING			10,601,979	12,851,616	5,247,682	12,851,316	13,129,797	2.16 %
7080 UT-ENG-CIVIL			1,475,171	1,726,806	659,353	1,726,806	1,764,743	2.20 %
5027080	50000-0	PERSONNEL SALARIES	1,006,784	1,126,360	454,628	1,126,360	1,192,950	5.91 %
5027080	50100-0	TEMPORARY EMPLOYEES	36,563	33,408	12,607	33,408	33,408	0.00 %
5027080	50200-0	OVERTIME	1,057	2,409	0	2,409	2,457	1.99 %
5027080	50300-0	PROMOTION COSTS	0	0	0	0	33,509	100.00 %
5027080	50400-0	GROUP HEALTH INSURANCE	157,514	137,332	68,666	137,332	142,862	4.03 %
5027080	50415-0	GROUP LIFE INSURANCE	4,033	5,325	2,558	5,325	5,526	3.77 %
5027080	50430-0	WORKERS COMP INSURANCE	5,996	6,084	6,084	6,084	6,441	5.87 %
5027080	50500-0	RETIREMENT/MEDICARE TAX	229,646	242,765	97,537	242,765	230,663	-4.99 %
TOTAL PERSONNEL COSTS			1,441,593	1,553,683	642,080	1,553,683	1,647,816	6.06 %

**LAFAYETTE CONSOLIDATED GOVERNMENT
2024 - 2025 ADOPTED BUDGET
ANNUAL BUDGET BY FUND
UTILITIES SYSTEM FUND DETAILED PRO FORMA**

<u>ACCOUNT</u>			<u>ACTUAL</u>	<u>CUR BUDGET</u>	<u>ACTUAL AT</u>	<u>PROJECTED</u>	<u>ADOPTED</u>	<u>ADOPTED</u>
			<u>FY 22-23</u>	<u>FY 23-24</u>	<u>4/30/2024</u>	<u>FY 23-24</u>	<u>FY 24-25</u>	<u>VS</u>
								<u>CURRENT</u>
5027080	50600-0	TRAINING OF PERSONNEL	2,731	3,400	3,358	3,400	3,400	0.00 %
5027080	63000-0	EQUIPMENT MAINTENANCE	0	492	0	492	492	0.00 %
5027080	70000-0	DUES & LICENSES	1,422	4,250	2,778	4,250	4,250	0.00 %
5027080	70200-0	POSTAGE/SHIPPING CHARGES	145	425	135	125	125	-70.59 %
5027080	70300-0	PRINTING & BINDING	0	164	0	164	164	0.00 %
5027080	70400-0	PUBLICATION & RECORDATION	0	175	0	475	475	171.43 %
5027080	70500-0	TELECOMMUNICATIONS	2,362	3,000	1,074	3,000	3,000	0.00 %
5027080	70800-0	TRAVEL & MEETINGS	364	821	465	821	821	0.00 %
5027080	70907-0	CONTRACTUAL SERVICES	3,120	3,320	0	3,320	5,000	50.60 %
5027080	70912-0	CONTR SERV-CAR LEASES	0	63,500	0	63,500	63,500	0.00 %
5027080	72600-0	TRANSPORTATION	24,044	26,200	8,246	26,200	26,200	0.00 %
5027080	72700-0	SUPPLIES & MATERIALS	989	1,300	628	1,300	4,500	246.15 %
5027080	89510-0	SPECIAL EQUIPMENT CAPITAL	(1,599)	66,076	589	66,076	5,000	-92.43 %
TOTAL NON-PERSONNEL COSTS			33,578	173,123	17,273	173,123	116,927	-32.46 %
7081 UT-ENG-ADMINISTRATION			1,762,198	2,340,135	1,048,694	2,340,135	1,995,613	-14.72 %
5027081	50000-0	PERSONNEL SALARIES	629,274	645,283	272,002	645,283	486,657	-24.58 %
5027081	50100-0	TEMPORARY EMPLOYEES	29,014	171,570	12,063	171,570	171,570	0.00 %
5027081	50200-0	OVERTIME	0	2,081	0	2,081	2,123	2.02 %
5027081	50400-0	GROUP HEALTH INSURANCE	87,416	82,356	41,178	82,356	54,868	-33.38 %
5027081	50415-0	GROUP LIFE INSURANCE	2,450	3,107	1,477	3,107	2,302	-25.91 %
5027081	50430-0	WORKERS COMP INSURANCE	3,416	3,487	3,487	3,487	2,629	-24.61 %
5027081	50500-0	RETIREMENT/MEDICARE TAX	138,440	133,423	56,174	133,423	101,665	-23.80 %
TOTAL PERSONNEL COSTS			890,010	1,041,307	386,381	1,041,307	821,814	-21.08 %
5027081	50600-0	TRAINING OF PERSONNEL	8,667	10,675	5,340	10,675	10,675	0.00 %
5027081	63000-0	EQUIPMENT MAINTENANCE	0	1,231	0	1,231	1,231	0.00 %
5027081	69095-0	CONTR SERV-RODY DECOMMISSION	0	50,000	0	50,000	50,000	0.00 %
5027081	69096-0	CONTR SERV-BONIN DECOMMISSION	54,083	125,000	0	125,000	0	-100.00 %
5027081	70000-0	DUES & LICENSES	989	1,067	200	1,067	1,067	0.00 %
5027081	70200-0	POSTAGE/SHIPPING CHARGES	0	246	0	246	246	0.00 %
5027081	70300-0	PRINTING & BINDING	339	1,231	490	1,231	1,231	0.00 %
5027081	70400-0	PUBLICATION & RECORDATION	3,666	5,500	647	5,500	5,500	0.00 %
5027081	70500-0	TELECOMMUNICATIONS	2,596	5,000	1,060	5,000	5,000	0.00 %
5027081	70800-0	TRAVEL & MEETINGS	6,488	16,625	2,554	16,625	16,625	0.00 %
5027081	70907-0	CONTRACTUAL SERVICES	781,826	1,025,500	642,030	1,025,500	1,025,500	0.00 %
5027081	70912-0	CONTR SERV-CAR LEASES	0	13,000	0	13,000	13,000	0.00 %
5027081	72600-0	TRANSPORTATION	1,657	6,000	1,356	6,000	6,000	0.00 %
5027081	72700-0	SUPPLIES & MATERIALS	11,352	12,774	7,702	12,774	12,774	0.00 %
5027081	73220-0	RIGHT-OF-WAY COST	525	950	525	950	950	0.00 %
5027081	89510-0	SPECIAL EQUIPMENT CAPITAL	0	24,029	409	24,029	24,000	-0.12 %
TOTAL NON-PERSONNEL COSTS			872,188	1,298,828	662,313	1,298,828	1,173,799	-9.63 %
7082 UT-ENG-UTILITIES DISTRIBUTION			823,708	971,459	351,167	971,459	1,285,234	32.30 %
5027082	50000-0	PERSONNEL SALARIES	581,662	695,987	244,226	695,987	937,006	34.63 %
5027082	50100-0	TEMPORARY EMPLOYEES	0	4,320	0	4,320	4,320	0.00 %
5027082	50200-0	OVERTIME	0	2,081	0	2,081	2,123	2.02 %
5027082	50400-0	GROUP HEALTH INSURANCE	87,534	76,934	38,467	76,934	115,482	50.11 %
5027082	50415-0	GROUP LIFE INSURANCE	2,455	3,238	1,426	3,238	4,407	36.10 %
5027082	50430-0	WORKERS COMP INSURANCE	3,684	3,759	3,759	3,759	5,060	34.61 %
5027082	50500-0	RETIREMENT/MEDICARE TAX	141,449	157,802	59,929	157,802	189,498	20.09 %
TOTAL PERSONNEL COSTS			816,784	944,121	347,807	944,121	1,257,896	33.23 %
5027082	50600-0	TRAINING OF PERSONNEL	350	8,026	0	8,026	8,026	0.00 %
5027082	63000-0	EQUIPMENT MAINTENANCE	0	246	0	246	246	0.00 %

**LAFAYETTE CONSOLIDATED GOVERNMENT
2024 - 2025 ADOPTED BUDGET
ANNUAL BUDGET BY FUND
UTILITIES SYSTEM FUND DETAILED PRO FORMA**

ACCOUNT			ACTUAL	CUR BUDGET	ACTUAL AT	PROJECTED	ADOPTED	ADOPTED
			FY 22-23	FY 23-24	4/30/2024	FY 23-24	FY 24-25	VS CURRENT
5027082	70000-0	DUES & LICENSES	642	1,436	659	1,436	1,436	0.00 %
5027082	70200-0	POSTAGE/SHIPPING CHARGES	0	287	0	287	287	0.00 %
5027082	70300-0	PRINTING & BINDING	0	123	0	123	123	0.00 %
5027082	70500-0	TELECOMMUNICATIONS	740	2,500	358	2,500	2,500	0.00 %
5027082	70800-0	TRAVEL & MEETINGS	1,555	3,731	0	3,731	3,731	0.00 %
5027082	72600-0	TRANSPORTATION	3,565	10,907	2,311	10,907	10,907	0.00 %
5027082	72700-0	SUPPLIES & MATERIALS	72	82	32	82	82	0.00 %
TOTAL NON-PERSONNEL COSTS			6,924	27,338	3,360	27,338	27,338	0.00 %
7084 UT-ENG-ELEC SYS CONSTRUCTION			1,428,569	1,553,348	690,810	1,553,048	1,619,195	4.24 %
5027084	50000-0	PERSONNEL SALARIES	693,838	732,408	324,109	732,408	778,226	6.26 %
5027084	50100-0	TEMPORARY EMPLOYEES	6,153	14,400	3,700	14,400	14,400	0.00 %
5027084	50200-0	OVERTIME	0	1,020	0	1,020	1,040	1.96 %
5027084	50300-0	PROMOTION COSTS	0	28,637	0	28,637	24,338	-15.01 %
5027084	50400-0	GROUP HEALTH INSURANCE	81,663	82,464	41,232	82,464	82,464	0.00 %
5027084	50415-0	GROUP LIFE INSURANCE	2,876	3,185	1,847	3,185	3,239	1.70 %
5027084	50430-0	WORKERS COMP INSURANCE	3,732	3,807	3,807	3,807	4,201	10.35 %
5027084	50500-0	RETIREMENT/MEDICARE TAX	142,142	150,714	66,474	150,714	157,774	4.68 %
TOTAL PERSONNEL COSTS			930,404	1,016,635	441,169	1,016,635	1,065,682	4.82 %
5027084	50600-0	TRAINING OF PERSONNEL	9,900	12,312	5,240	12,312	12,312	0.00 %
5027084	70000-0	DUES & LICENSES	3,322	3,936	1,445	3,936	3,936	0.00 %
5027084	70200-0	POSTAGE/SHIPPING CHARGES	24	360	0	360	360	0.00 %
5027084	70300-0	PRINTING & BINDING	29	205	0	205	205	0.00 %
5027084	70400-0	PUBLICATION & RECORDATION	1,291	1,425	341	1,425	1,425	0.00 %
5027084	70500-0	TELECOMMUNICATIONS	435,221	420,500	200,420	420,500	442,500	5.23 %
5027084	70800-0	TRAVEL & MEETINGS	522	4,677	130	5,977	5,977	27.80 %
5027084	70907-0	CONTRACTUAL SERVICES	40,844	76,800	36,556	76,800	76,800	0.00 %
5027084	70912-0	CONTR SERV-CAR LEASES	0	5,500	0	5,500	0	-100.00 %
5027084	72600-0	TRANSPORTATION	4,134	5,000	3,451	3,400	5,000	0.00 %
5027084	72700-0	SUPPLIES & MATERIALS	2,148	2,861	1,328	2,861	2,861	0.00 %
5027084	73220-0	RIGHT-OF-WAY COST	730	2,137	730	2,137	2,137	0.00 %
5027084	89510-0	SPECIAL EQUIPMENT CAPITAL	0	1,000	0	1,000	0	-100.00 %
TOTAL NON-PERSONNEL COSTS			498,165	536,713	249,641	536,413	553,513	3.13 %
7085 UT-ENG-ENVIROMENTAL COMPLIANCE			570,337	728,487	284,584	728,487	644,153	-11.58 %
5027085	50000-0	PERSONNEL SALARIES	261,245	265,914	105,452	265,914	280,133	5.35 %
5027085	50200-0	OVERTIME	4,270	5,610	1,509	5,610	5,722	2.00 %
5027085	50400-0	GROUP HEALTH INSURANCE	34,990	32,964	16,482	32,964	27,434	-16.78 %
5027085	50415-0	GROUP LIFE INSURANCE	1,106	1,378	619	1,378	1,416	2.76 %
5027085	50430-0	WORKERS COMP INSURANCE	1,408	1,436	1,436	1,436	1,513	5.36 %
5027085	50500-0	RETIREMENT/MEDICARE TAX	71,010	72,117	28,098	72,117	64,013	-11.24 %
TOTAL PERSONNEL COSTS			374,029	379,419	153,596	379,419	380,231	0.21 %
5027085	50600-0	TRAINING OF PERSONNEL	2,125	21,813	5,123	21,813	21,813	0.00 %
5027085	70000-0	DUES & LICENSES	5,298	6,000	5,195	6,000	6,000	0.00 %
5027085	70200-0	POSTAGE/SHIPPING CHARGES	0	164	0	164	164	0.00 %
5027085	70300-0	PRINTING & BINDING	0	164	0	164	164	0.00 %
5027085	70400-0	PUBLICATION & RECORDATION	0	214	0	214	214	0.00 %
5027085	70500-0	TELECOMMUNICATIONS	2,178	2,450	1,031	2,450	2,450	0.00 %
5027085	70600-0	TESTING EXPENSE	207	2,873	600	2,873	2,873	0.00 %
5027085	70800-0	TRAVEL & MEETINGS	1,243	1,744	0	1,744	1,744	0.00 %
5027085	70906-0	REGULATORY FEES & PENALTIES	88,133	118,000	44,622	118,000	118,000	0.00 %
5027085	70907-0	CONTRACTUAL SERVICES	87,659	85,000	21,272	85,000	85,000	0.00 %
5027085	70912-0	CONTR SERV-CAR LEASES	0	16,000	0	16,000	16,000	0.00 %
			462					

**LAFAYETTE CONSOLIDATED GOVERNMENT
2024 - 2025 ADOPTED BUDGET
ANNUAL BUDGET BY FUND
UTILITIES SYSTEM FUND DETAILED PRO FORMA**

ACCOUNT	ACTUAL FY 22-23	CUR BUDGET FY 23-24	ACTUAL AT 4/30/2024	PROJECTED FY 23-24	ADOPTED FY 24-25	ADOPTED VS CURRENT
5027085 72600-0 TRANSPORTATION	1,531	4,000	796	4,000	4,000	0.00 %
5027085 72700-0 SUPPLIES & MATERIALS	7,934	3,899	0	3,899	5,500	41.06 %
5027085 89510-0 SPECIAL EQUIPMENT CAPITAL	0	86,747	52,349	86,747	0	-100.00 %
TOTAL NON-PERSONNEL COSTS	196,308	349,068	130,988	349,068	263,922	-24.39 %
7086 UT-ENG-NETWORK ENGINEERING	4,541,996	5,531,381	2,213,074	5,531,381	5,820,859	5.23 %
5027086 50000-0 PERSONNEL SALARIES	1,936,303	2,082,025	919,555	2,082,025	2,212,291	6.26 %
5027086 50100-0 TEMPORARY EMPLOYEES	0	56,950	0	56,950	56,950	0.00 %
5027086 50200-0 OVERTIME	34,218	40,800	15,433	40,800	41,616	2.00 %
5027086 50300-0 PROMOTION COSTS	0	7,651	0	7,651	26,161	241.93 %
5027086 50400-0 GROUP HEALTH INSURANCE	256,495	241,646	120,823	241,646	247,176	2.29 %
5027086 50415-0 GROUP LIFE INSURANCE	7,988	10,537	5,267	10,537	10,868	3.14 %
5027086 50430-0 WORKERS COMP INSURANCE	10,890	11,138	11,138	11,138	11,944	7.24 %
5027086 50500-0 RETIREMENT/MEDICARE TAX	466,519	487,435	215,684	487,435	497,649	2.10 %
TOTAL PERSONNEL COSTS	2,712,413	2,938,182	1,287,900	2,938,182	3,104,655	5.67 %
5027086 50600-0 TRAINING OF PERSONNEL	47,767	43,500	21,557	43,500	43,500	0.00 %
5027086 50800-0 UNIFORMS	129	314	306	314	314	0.00 %
5027086 57180-0 SOFTWARE SUPPORT	1,270,738	2,075,165	660,453	2,075,165	2,157,400	3.96 %
5027086 63000-0 EQUIPMENT MAINTENANCE EQUIP MAINT-COMPUTER	18,795	20,425	0	20,425	38,000	86.05 %
5027086 63030-0 HARDWARE	84,802	107,500	103,160	107,500	130,500	21.40 %
5027086 64000-0 GENERATOR MAINTENANCE	0	1,140	0	1,140	2,000	75.44 %
5027086 67000-0 UTILITIES	28,591	27,000	10,706	27,000	32,000	18.52 %
5027086 69120-0 RENT	3,023	7,000	2,167	7,000	7,000	0.00 %
5027086 70000-0 DUES & LICENSES	1,505	3,980	1,627	3,980	3,980	0.00 %
5027086 70200-0 POSTAGE/SHIPPING CHARGES	45	171	0	171	171	0.00 %
5027086 70300-0 PRINTING & BINDING	0	855	0	855	855	0.00 %
5027086 70500-0 TELECOMMUNICATIONS	176,202	180,240	77,507	180,240	182,500	1.25 %
5027086 70800-0 TRAVEL & MEETINGS	10,160	10,925	6,381	10,925	11,500	5.26 %
5027086 70902-0 DUPLICATING EQUIPMENT EXPENSES	0	855	0	855	855	0.00 %
5027086 70907-0 CONTRACTUAL SERVICES	2,893	58,500	37,798	58,500	78,000	33.33 %
5027086 70912-0 CONTR SERV-CAR LEASES	0	26,000	0	26,000	0	-100.00 %
5027086 72600-0 TRANSPORTATION	5,981	14,479	1,901	14,479	14,479	0.00 %
5027086 72700-0 SUPPLIES & MATERIALS	11,201	13,150	1,611	13,150	13,150	0.00 %
5027086 80250-0 LEASE INTEREST	12,566	0	0	0	0	0.00 %
5027086 80565-0 AMORTIZATION OF LEASE	106,341	0	0	0	0	0.00 %
5027086 89510-0 SPECIAL EQUIPMENT CAPITAL	48,844	2,000	0	2,000	0	-100.00 %
TOTAL NON-PERSONNEL COSTS	1,829,583	2,593,199	925,174	2,593,199	2,716,204	4.74 %
UT-CAPITAL APPROPRIATIONS	45,586,074	176,662,325	18,483,901	176,286,866	14,593,000	-91.74 %
7099 UT-CAPITAL APPROPRIATIONS	45,586,074	176,662,325	18,483,901	176,286,866	14,593,000	-91.74 %
5027099 77560-0 RESERVE-LUS-NC-ELECTRIC	0	1,577,568	0	1,580,368	2,800,000	77.49 %
5027099 77561-0 RESERVE-LUS-NC-WATER	0	200,000	0	200,000	400,000	100.00 %
5027099 77562-0 RESERVE-LUS-NC-WASTEWATER	0	200,000	0	200,000	200,000	0.00 %
5027099 77563-0 RESERVE-LUS-RETAINED EARNINGS	0	35,690,454	0	38,569,885	0	-100.00 %
5027099 89500-0 NORMAL CAPITAL	13,973,856	13,965,414	5,574,138	13,962,614	11,193,000	-19.85 %
5027099 89520-0 RETAINED EARNINGS CAPITAL	13,773,790	62,602,762	4,374,175	59,723,331	0	-100.00 %
5027099 89532-0 2019 LUS CONSTRUCTION LUS COMBINED BOND	17,838,428	7,129,280	7,171,826	7,125,390	0	-100.00 %
5027099 89533-0 CONSTRUCTION	0	6,613,018	0	6,613,018	0	-100.00 %
5027099 89533-2301 LUS COMBINED BOND CONSTR-2023	0	48,683,829	1,363,762	48,312,260	0	-100.00 %
TOTAL NON-PERSONNEL COSTS	45,586,074	176,662,325	18,483,901	176,286,866	14,593,000	-91.74 %

**LAFAYETTE CONSOLIDATED GOVERNMENT
2024 - 2025 ADOPTED BUDGET
ANNUAL BUDGET BY FUND
UTILITIES SYSTEM FUND DETAILED PRO FORMA**

<u>ACCOUNT</u>	<u>ACTUAL</u> <u>FY 22-23</u>	<u>CUR BUDGET</u> <u>FY 23-24</u>	<u>ACTUAL AT</u> <u>4/30/2024</u>	<u>PROJECTED</u> <u>FY 23-24</u>	<u>ADOPTED</u> <u>FY 24-25</u>	<u>ADOPTED</u> <u>VS</u> <u>CURRENT</u>
GRAND TOTAL EXPENDITURES	279,280,223	432,485,940	121,211,474	434,710,435	269,941,191	-37.58 %
NET INCREASE (DECREASE)	(9,630,416)	(95,661,606)	(2,925,724)	(87,690,706)	13,474,165	-114.09 %

**LAFAYETTE CONSOLIDATED GOVERNMENT
2024 - 2025 ADOPTED BUDGET
CAPITAL APPROPRIATION FOR UTILITIES SYSTEM FUND**

ADOPTED
FY 24-25

SECTION ACCOUNT ACTIVITY

FUND 502 UTILITIES SYSTEM FUND

7000 - UT-DIRECTOR'S OFFICE			
5027000	89510-0	SPECIAL EQUIPMENT CAPITAL	480,700
	50210251161	SOFTWARE UPGRADE & LICENSES	70,000
	50210251200	UNANTICIPATED HW/SW	35,000
	50210251201	ELECTRIC COMPUTER HW/SW/ACC	278,000
	50210251202	RPL/REPAIR BROKEN EQUIPMENT	10,000
	50220251311	WATER COMPUTER HW/SW/ACC	46,500
	50230251622	WASTEWATER COMPUTER HW/SW/ACC	41,200
TOTAL SECTION 7000 UT-DIRECTOR'S OFFICE			480,700
TOTAL DIV UT-DO UT-DIRECTOR'S OFFICE			480,700
7001 - UT-SS-ADMINISTRATION/SUPPORT			
5027001	89510-0	SPECIAL EQUIPMENT CAPITAL	5,000
	50210251145	RPL OFFICE FURNITURE & EQUIP	5,000
TOTAL SECTION 7001 UT-SS-ADMINISTRATION/SUPPORT			5,000
7005 - UT-SS-SAFETY & EMP DEVELOPMENT			
5027005	89510-0	SPECIAL EQUIPMENT CAPITAL	5,000
	50210251019	RPL OFFICE FURNITURE & EQUIP	5,000
TOTAL SECTION 7005 UT-SS-SAFETY & EMP DEVELOPMENT			5,000
7006 - UT-SS-METER SERVICES			
5027006	89510-0	SPECIAL EQUIPMENT CAPITAL	5,000
	50210251037	RPL OFFICE FURNITURE & EQUIP	5,000
TOTAL SECTION 7006 UT-SS-METER SERVICES			5,000
7007 - UT-SS-UTILITY CONSERVATION			
5027007	89510-0	SPECIAL EQUIPMENT CAPITAL	5,000
	50210251120	RPL PORTABLE ELECTRONICS	5,000
TOTAL SECTION 7007 UT-SS-UTILITY CONSERVATION			5,000
TOTAL DIV UT-SS UT-SUPPORT SERVICES			20,000
7011 - UT-CUSTOMER SERVICE			
5027011	89510-0	SPECIAL EQUIPMENT CAPITAL	35,000
	50210251131	INDOOR CAMERAS & SERVER	10,000
	50210251203	RPL OFFICE FURNITURE & EQUIP	25,000
TOTAL SECTION 7011 UT-CUSTOMER SERVICE			35,000

**LAFAYETTE CONSOLIDATED GOVERNMENT
2024 - 2025 ADOPTED BUDGET
CAPITAL APPROPRIATION FOR UTILITIES SYSTEM FUND**

ADOPTED
FY 24-25

<u>SECTION</u>	<u>ACCOUNT</u>	<u>ACTIVITY</u>	<u>ADOPTED FY 24-25</u>
TOTAL DIV UT-CS UT-CUSTOMER SERVICE			35,000
<u>7015 - UT-ENVIRONMENTAL COMPLIANCE</u>			
5027015	89510-0	SPECIAL EQUIPMENT CAPITAL	17,000
	50230251623	NEW REFRIGERATED INCUBATOR	12,000
	50230251661	RPL OFFICE FURNITURE & EQUIP	5,000
TOTAL SECTION 7015 UT-ENVIRONMENTAL COMPLIANCE			17,000
TOTAL DIV UT-EC UT-ENVIRONMENTAL COMPLIANCE			17,000
<u>7020 - UT-POWER PRODUCTION</u>			
5027020	89510-0	SPECIAL EQUIPMENT CAPITAL	47,000
	50210251071	NEW TEST & CALIBRATION EQUIP	25,000
	50210251118	RPL ICE TOOLS	7,000
	50210251207	RPL MECH MAINT TOOLS	10,000
	50210251505	NEW LAWN EQUIPMENT	5,000
TOTAL SECTION 7020 UT-POWER PRODUCTION			47,000
TOTAL DIV UT-PP UT-POWER PRODUCTION			47,000
<u>7032 - UT-EO-TRANSMISSION/DISTRBTN</u>			
5027032	89510-0	SPECIAL EQUIPMENT CAPITAL	254,000
	50210251109	UG CABLE PULLING MACHINE	225,000
	50210251219	RPL COMPRESSION TOOLS	5,000
	50210251222	RPL OFFICE FURNITURE & EQUIP	5,000
	50210251223	NEW BATTERY TOOLS	7,000
	50210251235	RPL BATTERY TOOLS	7,000
	50210251243	RPL HOTLINE TOOLS	5,000
TOTAL SECTION 7032 UT-EO-TRANSMISSION/DISTRBTN			254,000
<u>7033 - UT-EO-ENERGY CONTROL</u>			
5027033	89510-0	SPECIAL EQUIPMENT CAPITAL	5,000
	50210251027	RPL OFFICE FURNITURE & EQUIP	5,000
TOTAL SECTION 7033 UT-EO-ENERGY CONTROL			5,000
<u>7034 - UT-EO-SUBSTATION/COMMUNICATION</u>			
5027034	89510-0	SPECIAL EQUIPMENT CAPITAL	75,000
	50210251240	RPL POWER TRANS COMPONENTS	20,000
	50210251241	RPL BREAKER COMPONENTS	20,000
	50210251639	NEW GAS PORTABLE TESTER	35,000
TOTAL SECTION 7034 UT-EO-SUBSTATION/COMMUNICATION			75,000
<u>7036 - UT-EO-DISTRIBUTION TRANSFORMERS</u>			

**LAFAYETTE CONSOLIDATED GOVERNMENT
2024 - 2025 ADOPTED BUDGET
CAPITAL APPROPRIATION FOR UTILITIES SYSTEM FUND**

<u>SECTION</u>	<u>ACCOUNT</u>	<u>ACTIVITY</u>	<u>ADOPTED FY 24-25</u>
5027036	89510-0	SPECIAL EQUIPMENT CAPITAL	45,000
	50210251030	RPL UG CABINET COMPONENTS	45,000
TOTAL SECTION 7036 UT-EO-DISTRIBUTION TRANSFORMERS			45,000
<u>7037 - UT-EO-ELECTRIC METERS</u>			
5027037	89510-0	SPECIAL EQUIPMENT CAPITAL	5,000
	50210251236	RPL OFFICE FURNITURE & EQUIP	5,000
TOTAL SECTION 7037 UT-EO-ELECTRIC METERS			5,000
TOTAL DIV UT-EO UT-ELECTRIC OPERATIONS			384,000
<u>7040 - UT-WTR-PRODUCTION/ADMIN</u>			
5027040	89510-0	SPECIAL EQUIPMENT CAPITAL	125,000
	50220251049	RPL OFFICE FURNITURE & EQUIP	5,000
	50220251050	NEW/RPL TRUCK CRANES	40,000
	50220251409	RPL TOOLS/SHOP/HAND	30,000
	50220251607	RPL FORKLIFT	50,000
TOTAL SECTION 7040 UT-WTR-PRODUCTION/ADMIN			125,000
<u>7045 - UT-WTR-DISTRIBUTION</u>			
5027045	89510-0	SPECIAL EQUIPMENT CAPITAL	280,000
	50220251307	RPL OFFICE FURNITURE & EQUIP	10,000
	50220251316	RPL HAND TOOLS	60,000
	50220251317	RPL EQUIPMENT	60,000
	50220251605	NEW SKID STEER & ATTACHMENTS	100,000
	50220251609	NEW FORKLIFT	50,000
TOTAL SECTION 7045 UT-WTR-DISTRIBUTION			280,000
TOTAL DIV UT-WO UT-WATER OPERATIONS			405,000
<u>7060 - UT-WW-TREATMENT/ADMINISTRATION</u>			
5027060	89510-0	SPECIAL EQUIPMENT CAPITAL	585,000
	50230251053	RPL OFFICE FURNITURE & EQUIP	5,000
	50230251129	VACUUM TRUCK RPL-2	500,000
	50230251627	RPL LAWN EQUIPMENT	30,000
	50230251640	RPL TOOLS/SHOP/HAND	50,000
TOTAL SECTION 7060 UT-WW-TREATMENT/ADMINISTRATION			585,000
<u>7065 - UT-WW-COLLECTION</u>			
5027065	89510-0	SPECIAL EQUIPMENT CAPITAL	1,179,000
	50230251093	NEW/RPL SHOP/HAND TOOLS	20,000
	50230251132	NEW/RPL TRIPOD AND WINCH	9,000
	50230251510	NEW/RPL COPY MACHINE	5,000
	50230251522	NEW JETTER TRUCK	425,000
	50230251525	NEW/RPL VACUUM TRUCK	640,000

**LAFAYETTE CONSOLIDATED GOVERNMENT
2024 - 2025 ADOPTED BUDGET
CAPITAL APPROPRIATION FOR UTILITIES SYSTEM FUND**

<u>SECTION</u>	<u>ACCOUNT</u>	<u>ACTIVITY</u>	<u>ADOPTED FY 24-25</u>
	50230251554	NEW/RPL LINE LOCATION EQUIP	15,000
	50230251555	NEW/RPL SEWER CAMERA EQUIP	50,000
	50230251633	NEW/RPL GENERATORS	10,000
	50230251634	NEW/RPL TRAFFIC CTRL PRODUCTS	5,000
TOTAL SECTION 7065 UT-WW-COLLECTION			1,179,000
TOTAL DIV UT-WW UT-WASTEWATER OPERATIONS			1,764,000
7080 - UT-ENG-CIVIL			
5027080	89510-0	SPECIAL EQUIPMENT CAPITAL	5,000
	50230251637	RPL OFFICE FURNITURE & EQUIP	5,000
TOTAL SECTION 7080 UT-ENG-CIVIL			5,000
7081 - UT-ENG-ADMINISTRATION			
5027081	89510-0	SPECIAL EQUIPMENT CAPITAL	24,000
	50210251247	RPL OFFICE FURNITURE & EQUIP	24,000
TOTAL SECTION 7081 UT-ENG-ADMINISTRATION			24,000
TOTAL DIV UT-ENG UT-ENGINEERING			29,000
7099 - UT-CAPITAL APPROPRIATIONS			
5027099	89500-0	NORMAL CAPITAL	11,193,000
	50210250400	METERS & METER INSTALLATION	270,000
	50210250401	SECURITY LIGHTING	100,000
	50210250402	TRANSFORMERS & INSTALLATIONS	1,100,000
	50210250404	DISTRIBUTION CAPACITORS	35,000
	50210250405	COMMERCIAL SERVICES	700,000
	50210250406	OVERHEAD SERV (NON-COMMERCIAL)	55,000
	50210250407	OH UG LINE IMP & REHAB	725,000
	50210250408	PRIMARY OH LINE EXTENSIONS	20,000
	50210250410	PRIMARY UG LINE EXTENSIONS	60,000
	50210250416	STREET LIGHTING ADD & IMPROV	150,000
	50210250417	PROTECTIVE DEVICES	75,000
	50210250418	INSTALL SUBSTATION EQUIPMENT	100,000
	50210250419	DEPRECIATED POLE REPLACEMENTS	250,000
	50210250420	FACILITIES IMPROVEMENTS	95,000
	50210250432	FEEDER ELECTRIC GROUNDING IMPR	50,000
	50210250433	LUKE BUILDING ACCESSORIES	40,000
	50210250435	COMMERCIAL METER IMPROVEMENTS	85,000
	50210250441	NETWORK CABLE SERVICES MISC	10,000
	50210250447	LABELING OF UNDERGROUND CABLE	50,000
	50210250452	TESTED POLE REPLACEMENT	200,000
	50210250474	SECURITY CAMERA UPGRADES	60,000
	50210250478	WOOD POLE IMPROVEMENTS	210,000
	50210250484	SECURITY PANEL UPGRADE	20,000
	50210250521	PAINTING SUBSTATION EQUIPMENT	70,000
	50210250551	UNDERGROUND IMPROVEMENTS	70,000
	50210250572	UNDERGROUND CABLE TESTING	70,000
	50210250588	RPL UNDERGROUND CABLES	75,000
	50210250589	SUBDIVISION LINE EXTENSIONS	150,000

**LAFAYETTE CONSOLIDATED GOVERNMENT
2024 - 2025 ADOPTED BUDGET
CAPITAL APPROPRIATION FOR UTILITIES SYSTEM FUND**

<u>SECTION</u>	<u>ACCOUNT</u>	<u>ACTIVITY</u>	<u>ADOPTED FY 24-25</u>
	50210250590	BUILDING & YARD IMPROVEMENTS	50,000
	50210250593	LTC OIL FILTRATION	30,000
	50210250616	POWER PLANT IMPROV	25,000
	50210250623	OVERHEAD PHASING	25,000
	50210250648	TRANSFORMER IMPROVEMENTS	75,000
	50210250673	RPL IMCORP TESTED CABLES	30,000
	50210250685	STREET LIGHT REHAB	200,000
	50210250688	NEW BATTERY BANKS	30,000
	50210250693	SUBSTATION GROUNDING IMPR	50,000
	50220250201	WATER SERVICES	2,500,000
	50220250202	WATER MAINS ADDITIONS & IMPROV	25,000
	50220250204	WATER RELOCATION	10,000
	50220250213	GALVANIZED SYSTEM UPGRADE	25,000
	50220250215	WATER METERS & METER INSTALL	388,000
	50220250216	WATER BOXES & EQUIPMENT	300,000
	50220250220	FIRE HYDRANT REPLACEMENT	300,000
	50220250221	NWTP IMPROVEMENT	300,000
	50220250223	SWTP IMPROVEMENT	250,000
	50220250230	SAMPLING STATIONS/AUTO FLUSHER	50,000
	50220250249	PRESSURE MONITORING DEVICES	10,000
	50220250250	WATER PRODN REMOTE SITE IMPR	200,000
	50230250300	WASTEWATER SERVICES-CITY	25,000
	50230250305	AMBASSADOR CAFFERY IMPROV	300,000
	50230250306	EAST PLANT IMPROV	250,000
	50230250307	NORTHEAST PLANT IMPROV	150,000
	50230250308	SOUTH PLANT IMPROV	400,000
	50230250331	COLLECTION SYSTEM IMPROV/RPR	150,000
	50230250333	PACKAGE PLANT UPGRADES	90,000
	50230250334	LIFT STATION BACKFLOW PREVENT	10,000
	50230250335	LIFT STATION FENCING	50,000
TOTAL SECTION 7099 UT-CAPITAL APPROPRIATIONS			11,193,000
TOTAL DIV UT-CA UT-CAPITAL APPROPRIATIONS			11,193,000
TOTAL DEPT 976 UTILITIES DEPARTMENT			14,374,700
TOTAL FUND 502 UTILITIES SYSTEM FUND			14,374,700

**LAFAYETTE CONSOLIDATED GOVERNMENT
2024 - 2025 ADOPTED BUDGET
MANNING TABLE FOR UTILITIES SYSTEM FUND**

	PERSONNEL			CUR BUDGET FY 23-24	PROJECTED FY 23-24	ADOPTED FY 24-25
	CUR	PROJ	ADP			
FUND 502 - UTILITIES SYSTEM FUND	462	462	467	25,414,033	25,414,033	28,025,315
UTILITIES DEPARTMENT	462	462	467	25,414,033	25,414,033	28,025,315
UT-DIRECTOR'S OFFICE	2	2	2	330,569	330,569	334,562
AF 1002 DIRECTORS EXEC SECRETARY	1	1	1	52,001	52,001	55,994
AU 9013 DEPARTMENT DIRECTOR	1	1	1	278,568	278,568	278,568
TOTAL PERSONNEL 7000 UT-DIRECTOR'S OFFICE	2	2	2	330,569	330,569	334,562
UT-SUPPORT SERVICES	28	28	30	1,287,923	1,287,923	1,554,248
AF 1033 SECRETARY II	1	1	1	32,742	32,742	38,441
AF 1322 RATE ANALYST	1	1	1	60,437	60,437	65,416
AF 1350 FINANCIAL ANALYST	1	1	1	53,344	53,344	57,733
AF 1352 REVENUE ASSURANCE ANALYST	1	1	1	57,347	57,347	61,736
AF 5029 PUBLIC INFORMATION SPECIALIST	1	1	1	43,493	43,493	48,381
AF 5042 CHIEF UTILITIES SYSTEM ANALYST	1	1	1	81,785	81,785	85,508
AF 5043 BUSINESS & MKT ANALYST	1	1	1	54,538	54,538	58,926
AF 5046 CUSTOMER & SUPP SERV MGR	1	1	1	115,884	115,884	119,046
TOTAL PERSONNEL 7001 UT-SS-ADMINISTRATION/SUPPORT	8	8	8	499,570	499,570	535,187
AF 1016 PERS/RECORDS MGMT CLERK	1	1	1	35,000	35,000	40,699
AF 1415 EMPLOYEE DEVEL COORD	1	1	2	51,003	51,003	115,900
AF 1425 SAFETY AND EMPLOYEE DEVELOPMENT SUPERVISOR	0	0	1	0	0	73,341
TOTAL PERSONNEL 7005 UT-SS-SAFETY & EMP DEVELOPMENT	2	2	4	86,003	86,003	229,940
AF 1012 CLERK III	2	2	2	65,505	65,505	76,903
AF 1320 COLLECTION AGENT	1	1	0	39,338	39,338	0
AF 1321 COLLECTION SPECIALIST	0	0	1	0	0	44,891
AF 2040 CIVIL ENGINEERING AIDE III	1	1	1	39,933	39,933	45,195
AF 4018 LABOR FOREMAN III	1	1	1	44,830	44,830	49,988
AF 5002 METER READER II	3	3	3	105,027	105,027	119,964
AF 5003 SENIOR METER READER	3	3	3	117,416	117,416	133,889
AF 5005 METER READER SUPERVISOR	1	1	1	80,106	80,106	69,546
AF 5110 WATER METER TECHNICIAN	4	4	4	120,420	120,420	149,090
AF 9713 ELEC ENGINEERING AIDE III	1	1	1	45,338	45,338	50,330
TOTAL PERSONNEL 7006 UT-SS-METER SERVICES	17	17	17	657,913	657,913	739,796
AF 5048 UTILITY CONSERVATION SPEC	1	1	1	44,437	44,437	49,325
TOTAL PERSONNEL 7007 UT-SS-UTILITY CONSERVATION	1	1	1	44,437	44,437	49,325
UT-CUSTOMER SERVICE	33	33	33	1,253,965	1,253,965	1,450,951
AF 1012 CLERK III	1	1	1	32,742	32,742	38,441
AF 1320 COLLECTION AGENT	3	3	0	124,116	124,116	0
AF 1321 COLLECTION SPECIALIST	0	0	4	0	0	182,142
AF 1333 CUSTOMER SERV FLOOR LEADER	2	2	2	88,874	88,874	98,650
AF 1334 CUSTOMER SERVICE SUPV	3	3	3	187,715	187,715	200,633
AF 1336 CASHIER	7	7	7	174,497	174,497	220,437
AF 1338 CUSTOMER SERVICE REP II	1	1	0	32,847	32,847	0
AF 1339 UTILITIES CUSTOMER SERVICE REP	15	15	15	509,123	509,123	603,310
AF 5008 CUST & METER SVCS ADMIN	1	1	1	104,051	104,051	107,338

* PART TIME POSITION

**LAFAYETTE CONSOLIDATED GOVERNMENT
2024 - 2025 ADOPTED BUDGET
MANNING TABLE FOR UTILITIES SYSTEM FUND**

	PERSONNEL			CUR BUDGET FY 23-24	PROJECTED FY 23-24	ADOPTED FY 24-25
	CUR	PROJ	ADP			
TOTAL PERSONNEL 7011 UT-CUSTOMER SERVICE	33	33	33	1,253,965	1,253,965	1,450,951
UT-ENVIRONMENTAL COMPLIANCE	18	18	18	988,674	988,674	1,071,505
AF 1012 CLERK III	1	1	1	34,901	34,901	40,600
AF 4033 ENVIRON COMPLIANCE MGR	1	1	1	95,293	95,293	99,100
AF 4034 ENVIRON COMPLIANCE SUPV	2	2	2	132,139	132,139	140,209
AF 5025 LABORATORY TECHNICIAN	4	4	4	188,953	188,953	210,639
AF 5027 CHEMIST	2	2	2	122,336	122,336	130,906
AF 5033 REGULATORY COMP SPECIALIST	6	6	6	300,186	300,186	326,616
AF 5034 REGULATORY COMP OFFICER	2	2	2	114,866	114,866	123,435
TOTAL PERSONNEL 7015 UT-ENVIRONMENTAL COMPLIANCE	18	18	18	988,674	988,674	1,071,505
UT-POWER PRODUCTION	35	35	35	2,229,474	2,229,474	2,373,348
AF 1012 CLERK III	1	1	1	34,721	34,721	40,421
AF 1224 WAREHOUSE WORKER	1	1	1	29,220	29,220	37,877
AF 2004 ELEC ENGINEERING AIDE SPEC I	1	1	1	54,003	54,003	58,475
AF 2005 ELEC ENGINEERING AIDE SPEC II	2	2	2	140,225	140,225	148,421
AF 2011 ELECTRICAL ENGINEER II	1	1	1	81,588	81,588	85,478
AF 2041 MECHANICAL ENGINEER I	1	1	1	55,321	55,321	59,627
AF 2042 MECHANICAL ENGINEER II	1	1	1	71,955	71,955	75,844
AF 5016 ICE TECHNICIAN	2	2	2	127,374	127,374	144,058
AF 5022 POWER PLANT MAINT FOREMAN	2	2	2	171,385	171,385	179,081
AF 5024 POWER PLANT MAINT SUPV	1	1	1	89,647	89,647	93,246
AF 5305 POWER PLANT TECHNICIAN	12	12	12	608,489	608,489	646,160
AF 5307 POWER PLANT MILLWRIGHT	2	2	2	116,010	116,010	125,078
AF 5330 POWER PLANT OPER SUPV	1	1	1	115,431	115,431	118,592
AF 5332 POWER PLANT SUPT	1	1	1	128,385	128,385	131,359
AF 5333 POWER PLT OPERATIONS SHIFT SUP	3	3	3	229,311	229,311	239,910
AF 5336 POWER PLANT CONTROL SYS TECH	2	2	2	136,626	136,626	144,946
AF 9713 ELEC ENGINEERING AIDE III	1	1	1	39,783	39,783	44,775
TOTAL PERSONNEL 7020 UT-POWER PRODUCTION	35	35	35	2,229,474	2,229,474	2,373,348
UT-ELECTRIC OPERATIONS	97	97	97	6,547,848	6,547,848	6,982,668
AF 1033 SECRETARY II	1	1	1	33,946	33,946	39,645
AF 5045 ELECTRIC OPERATIONS MGR	1	1	1	138,840	138,840	141,648
TOTAL PERSONNEL 7030 UT-EO-ADMINISTRATION/MGMT	2	2	2	172,786	172,786	181,293
AF 1012 CLERK III	1	1	1	36,248	36,248	41,947
AF 2004 ELEC ENGINEERING AIDE SPEC I	1	1	1	56,434	56,434	60,906
AF 2005 ELEC ENGINEERING AIDE SPEC II	1	1	1	67,718	67,718	71,816
AF 4415 TREE TRIMMING SUPERVISOR	1	1	1	62,032	62,032	66,567
AF 5361 LINEMAN I	6	6	6	231,986	231,986	267,948
AF 5362 LINEMAN II	10	10	10	570,791	570,791	617,847
AF 5363 LINEMAN III	11	11	11	877,985	877,985	919,280
AF 5369 LINE TROUBLE SHOOTER	6	6	6	558,917	558,917	580,868
AF 5370 LINEMAN FOREMAN	5	5	5	489,347	489,347	507,340
AF 5381 TRANS & DIST OPER SUPV	1	1	1	117,020	117,020	120,181
AF 5386 TRANS & DIST FOREMAN	3	3	3	321,757	321,757	331,802
TOTAL PERSONNEL 7032 UT-EO-TRANSMISSION/DISTRBTN	46	46	46	3,390,235	3,390,235	3,586,502
AF 1127 SYSTEMS SECURITY SPECIALIST	1	1	1	70,921	70,921	74,873

* PART TIME POSITION

**LAFAYETTE CONSOLIDATED GOVERNMENT
2024 - 2025 ADOPTED BUDGET
MANNING TABLE FOR UTILITIES SYSTEM FUND**

	PERSONNEL			CUR BUDGET <u>FY 23-24</u>	PROJECTED <u>FY 23-24</u>	ADOPTED <u>FY 24-25</u>
	<u>CUR</u>	<u>PROJ</u>	<u>ADP</u>			
AF 2010 ELECTRICAL ENGINEER I	1	1	2	72,211	72,211	144,075
AF 2011 ELECTRICAL ENGINEER II	2	2	1	165,475	165,475	96,327
AF 2012 ELECTRICAL ENGINEER III	3	3	3	299,955	299,955	310,127
AF 4410 SR ELEC DISTRIBUTION DISPATCH	1	1	1	62,006	62,006	67,105
AF 4414 ELECTRIC DISTRIBUTION DISPATCH	5	5	5	222,738	222,738	260,136
AF 5376 SUBSTATION & COMM TECH	2	2	2	131,828	131,828	140,506
AF 5380 OPERATIONS CENTER SUPERVISOR	1	1	1	98,800	98,800	102,149
AF 5384 ECS OPERATOR	5	5	5	294,709	294,709	319,994
AF 5387 ENERGY CON/SUB/METER SUPV	1	1	1	116,216	116,216	119,378
TOTAL PERSONNEL 7033 UT-EO-ENERGY CONTROL	22	22	22	1,534,859	1,534,859	1,634,670
AF 5371 SUBSTATION & COMM SUPV	1	1	1	101,654	101,654	105,003
AF 5372 SUBSTATION & COMM FOREMAN	2	2	2	157,358	157,358	165,054
AF 5376 SUBSTATION & COMM TECH	4	4	4	250,238	250,238	260,235
TOTAL PERSONNEL 7034 UT-EO-SUBSTATION/COMMUNICATION	7	7	7	509,250	509,250	530,292
AF 1219 FACILITIES SUPERVISOR	1	1	1	67,549	67,549	67,704
AF 1222 WAREHOUSE FOREMAN	1	1	1	45,445	45,445	50,170
AF 1224 WAREHOUSE WORKER	4	4	4	110,526	110,526	134,229
AF 1302 ACCOUNTING CLERK	1	1	1	31,803	31,803	40,997
AF 4015 LABOR FOREMAN II	1	1	1	39,312	39,312	45,157
AF 4230 BUILDING SUPERINTENDENT	1	1	1	36,598	36,598	42,443
AF 4440 SECURITY GUARD	1	1	1	26,766	26,766	34,612
AF 4500 JANITOR	2	2	2	45,447	45,447	59,674
TOTAL PERSONNEL 7035 UT-EO-FACILITIES MANAGEMENT	12	12	12	403,446	403,446	474,986
AF 5372 SUBSTATION & COMM FOREMAN	1	1	1	78,317	78,317	82,618
AF 5376 SUBSTATION & COMM TECH	1	1	1	53,699	53,699	59,738
TOTAL PERSONNEL 7036 UT-EO-DISTRIBUTION TRANSFORMERS	2	2	2	132,016	132,016	142,356
AF 5378 ELECTRIC METER TECHNICIAN	5	5	5	320,392	320,392	344,106
AF 5379 ELECTRIC METER SUPERVISOR	1	1	1	84,864	84,864	88,463
TOTAL PERSONNEL 7037 UT-EO-ELECTRIC METERS	6	6	6	405,256	405,256	432,569
UT-WATER OPERATIONS	71	71	73	2,950,865	2,950,865	3,482,189
AF 1033 SECRETARY II	1	1	1	35,283	35,283	40,982
AF 4104 EQUIPMENT OPERATOR IV	1	1	1	36,140	36,140	41,610
AF 4216 WELDER II	1	1	1	49,241	49,241	54,087
AF 5015 PLANT INSTRUMENT MECH II	4	4	4	198,577	198,577	216,230
AF 5019 PLANT MAINTENANCE MECH II	3	3	3	118,761	118,761	134,236
AF 5102 WATER PLANT OPERATOR	14	14	14	603,148	603,148	694,823
AF 5212 WATER/WW PLT OPER SUPV	1	1	1	70,563	70,563	74,599
AF 5222 WATER OPERATIONS MANAGER	1	1	1	120,602	120,602	123,868
AF 5334 WATER PLT MAINTENANCE FOREMAN	1	1	1	64,951	64,951	69,236
TOTAL PERSONNEL 7040 UT-WTR-PRODUCTION/ADMIN	27	27	27	1,297,266	1,297,266	1,449,671
AF 1012 CLERK III	1	1	1	33,945	33,945	39,644
AF 2036 CIVIL ENGINEER AIDE SPEC I	1	1	1	47,533	47,533	52,296
AF 2040 CIVIL ENGINEERING AIDE III	2	2	2	80,336	80,336	93,903
AF 4013 LABOR FOREMAN I	2	2	2	55,361	55,361	67,800
AF 4018 LABOR FOREMAN III	9	9	9	398,122	398,122	439,252
AF 4102 EQUIPMENT OPERATOR II	2	2	2	51,634	51,634	76,004
AF 4104 EQUIPMENT OPERATOR IV	9	9	9	346,887	346,887	398,183
AF 5013 UTILITY REPAIRMAN	13	13	13	340,808	340,808	428,320

* PART TIME POSITION

**LAFAYETTE CONSOLIDATED GOVERNMENT
2024 - 2025 ADOPTED BUDGET
MANNING TABLE FOR UTILITIES SYSTEM FUND**

		PERSONNEL			CUR BUDGET	PROJECTED	ADOPTED
		CUR	PROJ	ADP	FY 23-24	FY 23-24	FY 24-25
AF 5044	WATER/WASTEWATER SUPV	2	2	3	109,824	109,824	186,616
AF 5135	WATER DIST SUPN	1	1	1	80,621	80,621	84,428
AF 5214	WATER/WW TROUBLE SHOOTER	2	2	3	108,528	108,528	166,072
TOTAL PERSONNEL 7045 UT-WTR-DISTRIBUTION		44	44	46	1,653,599	1,653,599	2,032,518
UT-WASTEWATER OPERATIONS		97	97	98	4,313,499	4,313,499	4,888,581
AF 1012	CLERK III	1	1	1	36,248	36,248	41,947
AF 4104	EQUIPMENT OPERATOR IV	3	3	3	116,564	116,564	132,977
AF 4216	WELDER II	1	1	1	58,241	58,241	63,087
AF 5012	WASTEWATER MAINT SUPV	1	1	1	67,006	67,006	71,042
AF 5015	PLANT INSTRUMENT MECH II	6	6	6	296,266	296,266	322,149
AF 5019	PLANT MAINTENANCE MECH II	15	15	15	648,709	648,709	746,206
AF 5103	CHIEF OPERATOR (WATER/WW)	3	3	3	160,284	160,284	174,096
AF 5211	WASTEWATER PLANT OPERATOR	28	28	29	1,193,842	1,193,842	1,389,477
AF 5212	WATER/WW PLT OPER SUPV	1	1	1	70,563	70,563	74,599
AF 5221	WATER/WASTEWATER OPS MANAGER	1	1	1	131,787	131,787	135,053
TOTAL PERSONNEL 7060 UT-WW-TREATMENT/ADMINISTRATION		60	60	61	2,779,510	2,779,510	3,150,633
AF 1012	CLERK III	1	1	1	32,918	32,918	38,617
AF 2040	CIVIL ENGINEERING AIDE III	1	1	1	40,052	40,052	45,314
AF 4018	LABOR FOREMAN III	6	6	6	273,938	273,938	304,770
AF 4102	EQUIPMENT OPERATOR II	5	5	5	147,996	147,996	177,634
AF 4104	EQUIPMENT OPERATOR IV	9	9	9	359,384	359,384	408,782
AF 5013	UTILITY REPAIRMAN	7	7	7	187,109	187,109	234,193
AF 5044	WATER/WASTEWATER SUPV	3	3	3	194,642	194,642	207,496
AF 5214	WATER/WW TROUBLE SHOOTER	4	4	4	202,091	202,091	221,477
AF 5220	WASTEWATER COLL SUPN	1	1	1	95,859	95,859	99,665
TOTAL PERSONNEL 7065 UT-WW-COLLECTION		37	37	37	1,533,989	1,533,989	1,737,948
UT-ENGINEERING		81	81	81	5,511,216	5,511,216	5,887,263
AF 2018	CHIEF CIVIL ENGINEER	1	1	1	116,222	116,222	119,654
AF 2035	CIVIL ENGINEER III	5	5	5	461,334	461,334	480,023
AF 2036	CIVIL ENGINEER AIDE SPEC I	7	7	7	332,359	332,359	365,761
AF 2037	CIVIL ENGINEER AIDE SPEC II	2	2	2	128,186	128,186	136,672
AF 2040	CIVIL ENGINEERING AIDE III	2	2	2	79,537	79,537	90,840
TOTAL PERSONNEL 7080 UT-ENG-CIVIL		17	17	17	1,117,638	1,117,638	1,192,950
AF 1014	RECORDS MGMT SUPV	1	1	1	45,180	45,180	50,651
AF 1016	PERS/RECORDS MGMT CLERK	2	2	2	61,330	61,330	72,728
AF 1021	CLERK TYPIST	1	1	1	31,445	31,445	37,051
AF 1033	SECRETARY II	1	1	1	35,496	35,496	38,441
AF 2000	ELEC DIST ENG COORDINATOR	1	1	0	76,036	76,036	0
AF 2004	ELEC ENGINEERING AIDE SPEC I	1	1	0	51,021	51,021	0
AF 2005	ELEC ENGINEERING AIDE SPEC II	3	3	1	204,653	204,653	74,546
AF 2013	ENG & POWER SUPPLY MANAGER	1	1	1	140,122	140,122	142,930
AF 2014	UTILITIES RESOURCES ANALYST	0	0	1	0	0	70,310
TOTAL PERSONNEL 7081 UT-ENG-ADMINISTRATION		11	11	8	645,283	645,283	486,657
AF 2000	ELEC DIST ENG COORDINATOR	1	1	2	76,036	76,036	159,852
AF 2004	ELEC ENGINEERING AIDE SPEC I	0	0	1	0	0	63,440
AF 2005	ELEC ENGINEERING AIDE SPEC II	3	3	5	191,410	191,410	339,643
AF 2012	ELECTRICAL ENGINEER III	2	2	2	200,597	200,597	207,379

* PART TIME POSITION

**LAFAYETTE CONSOLIDATED GOVERNMENT
2024 - 2025 ADOPTED BUDGET
MANNING TABLE FOR UTILITIES SYSTEM FUND**

	<u>PERSONNEL</u>			<u>CUR BUDGET</u> <u>FY 23-24</u>	<u>PROJECTED</u> <u>FY 23-24</u>	<u>ADOPTED</u> <u>FY 24-25</u>
	<u>CUR</u>	<u>PROJ</u>	<u>ADP</u>			
AF 2014 UTILITIES RESOURCES ANALYST	1	1	0	66,150	66,150	0
AF 2019 UTILITY MARKETING SUPV	1	1	1	110,331	110,331	113,860
AF 9713 ELEC ENGINEERING AIDE III	1	1	1	43,856	43,856	52,832
TOTAL PERSONNEL 7082 UT-ENG-UTILITIES DISTRIBUTION	9	9	12	688,380	688,380	937,006
AF 2005 ELEC ENGINEERING AIDE SPEC II	1	1	1	65,106	65,106	69,204
AF 2010 ELECTRICAL ENGINEER I	1	1	1	55,372	55,372	59,678
AF 2011 ELECTRICAL ENGINEER II	3	3	1	232,396	232,396	84,790
AF 2012 ELECTRICAL ENGINEER III	2	2	4	194,933	194,933	399,264
AF 2017 CHIEF ELECTRICAL ENGINEER	1	1	1	115,304	115,304	118,548
AF 2050 RIGHT-OF-WAY AGENT	1	1	1	41,896	41,896	46,742
TOTAL PERSONNEL 7084 UT-ENG-ELEC SYS CONSTRUCTION	9	9	9	705,007	705,007	778,226
AF 5033 REGULATORY COMP SPECIALIST	2	2	2	106,092	106,092	112,554
AF 5388 ELEC REL & ENVIRON COMP ADMIN	1	1	1	87,979	87,979	91,577
AF 5389 ELEC REL COMPLIANCE ANALYST	1	1	1	71,842	71,842	76,002
TOTAL PERSONNEL 7085 UT-ENG-ENVIRONMENTAL COMPLIANCE	4	4	4	265,913	265,913	280,133
AF 1122 PROGRAMMER ANALYST	3	3	3	173,373	173,373	186,103
AF 1124 SR SYSTEMS SUPPORT SPEC	1	1	1	74,589	74,589	78,541
AF 1125 APPLICATION SUPPORT SPEC	3	3	3	159,487	159,487	159,795
AF 1129 DATABASE ADMINISTRATOR	1	1	1	72,385	72,385	76,337
AF 1131 CUSTOMER INFO SYS ADMIN	3	3	3	227,969	227,969	239,825
AF 2004 ELEC ENGINEERING AIDE SPEC I	2	2	2	112,670	112,670	121,614
AF 2005 ELEC ENGINEERING AIDE SPEC II	5	5	5	340,190	340,190	360,679
AF 2011 ELECTRICAL ENGINEER II	3	3	3	224,811	224,811	236,478
AF 2012 ELECTRICAL ENGINEER III	2	2	2	208,996	208,996	215,778
AF 2022 SYSTEMS ENG SVCS COORD	1	1	1	72,496	72,496	76,344
AF 2025 UTILITIES SOFTWARE COORDINATOR	1	1	1	106,135	106,135	109,484
AF 5413 NETWORK ENGINEER & OPS SUPV	1	1	1	115,871	115,871	119,053
AF 9712 ELEC ENGINEERING AIDE II	1	1	1	34,476	34,476	44,284
AF 9713 ELEC ENGINEERING AIDE III	4	4	4	165,547	165,547	187,976
TOTAL PERSONNEL 7086 UT-ENG-NETWORK ENGINEERING	31	31	31	2,088,995	2,088,995	2,212,291
GRAND TOTAL	462	462	467	25,414,033	25,414,033	28,025,315

* PART TIME POSITION

FUND 532 – COMMUNICATIONS SYSTEM
LUSFIBER



**LAFAYETTE CONSOLIDATED GOVERNMENT
2024 - 2025 ADOPTED BUDGET
ANNUAL BUDGET BY FUND**

532 COMMUNICATIONS SYSTEM FUND PRO FORMA

	Actual FY 22/23	Cur Budget FY 23/24	Actual At FY 23/24	Projected FY 23/24	Adopted FY 24/25
ESTIMATED REVENUES:					
INTERGOVERNMENTAL REVENUES	9,962,652	20,876,318	-	15,189,671	-
COMMUNICATION SALES	43,211,247	47,700,000	21,775,550	42,833,863	50,700,000
COMMUNICATION WHOLESALE SALES	2,491,354	3,000,000	1,317,106	2,549,614	3,000,000
INTEREST EARNINGS	959,493	413,933	432,731	998,296	1,000,000
OTHER REVENUES	130,117	5,405,638	48,860	5,434,625	60,000
MISCELLANEOUS REVENUES	8,020	-	51,397	52,500	-
TOTAL REVENUES	56,762,883	77,395,889	23,625,644	67,058,569	54,760,000
ESTIMATED EXPENDITURES:					
COMMUNICATIONS SYSTEM	50,099,813	85,558,780	26,264,076	85,627,592	45,669,645
NET INCREASE (DECREASE)	6,663,070	(8,162,891)	(2,638,432)	(18,569,023)	9,090,355

**LAFAYETTE CONSOLIDATED GOVERNMENT
2024 - 2025 ADOPTED BUDGET
ANNUAL BUDGET BY FUND
COMMUNICATIONS SYSTEM FUND DETAILED PRO FORMA**

ACCOUNT	ACTUAL FY 22-23	CUR BUDGET FY 23-24	ACTUAL AT 4/30/2024	PROJECTED FY 23-24	ADOPTED FY 24-25	ADOPTED VS CURRENT
ESTIMATED REVENUES:						
INTERGOVERNMENTAL REVENUES	9,962,652	20,876,318	0	15,189,671	0	-100.00 %
5320999 42101-0 EDA-ACADIANA FIBER INFRA GRANT	2,090,652	154,882	0	3,693,968	0	-100.00 %
5320999 42102-0 NTIA-EVANGELINE FIBER GRANT	7,294,304	12,494,212	0	10,918,007	0	-100.00 %
5320999 42103-0 EDA-JENNINGS FIBER INFRA GRANT	6,128	2,462,340	0	6,128	0	-100.00 %
5320999 42104-0 GUMBO-VERMILLION INFRA GRANT	537,841	3,369,345	0	537,841	0	-100.00 %
5320999 42105-0 GUMBO-ACADIA INFRA GRANT	33,727	1,440,451	0	33,727	0	-100.00 %
5320999 42106-0 GUMBO-IBERIA INFRA GRANT	0	794,488	0	0	0	-100.00 %
5320999 42107-0 GUMBO-EVANGELINE INFRA GRANT	0	160,600	0	0	0	-100.00 %
COMMUNICATION SALES	43,211,247	47,700,000	21,775,550	42,833,863	50,700,000	6.29 %
5320999 46500-0 COMMUNICATION RETAIL SALES	43,211,247	47,700,000	21,775,550	42,833,863	50,700,000	6.29 %
COMMUNICATION WHOLESALE SALES	2,491,354	3,000,000	1,317,106	2,549,614	3,000,000	0.00 %
5320999 46510-0 COMMUNICATION WHOLESALE SALES	2,491,354	3,000,000	1,317,106	2,549,614	3,000,000	0.00 %
INTEREST EARNINGS	959,493	413,933	432,731	998,296	1,000,000	141.58 %
5320999 47000-0 INTEREST ON INVESTMENTS	952,001	413,933	432,731	990,804	1,000,000	141.58 %
5320999 47045-0 INTEREST REVENUE ON LEASES	7,492	0	0	7,492	0	0.00 %
OTHER REVENUES	130,117	5,405,638	48,860	5,434,625	60,000	-98.89 %
5320999 46515-0 ADVERTISING SALES	62,803	100,000	50,193	61,179	60,000	-40.00 %
5320999 49040-0 LEASE REVENUE	70,678	0	0	70,678	0	0.00 %
5320999 49115-0 GAIN/LOSS ON DISPOSAL OF PROP	-67,583	0	-1,333	-67,089	0	0.00 %
5320999 49338-0 CONTR FROM OTHER ENTITIES	87,379	0	0	87,379	0	0.00 %
5320999 49350-0 FEMA REIMBURSEMENT	-23,160	0	0	-23,160	0	0.00 %
5320999 49365-0 NTIA-EVANGELINE CONTR IN-KIND	0	510,000	0	510,000	0	-100.00 %
5320999 49366-0 EDA-JENNINGS GRANT CONTR	0	617,500	0	617,500	0	-100.00 %
5320999 49367-0 GUMBO-VERMILLION GRANT CONTR	0	2,220,905	0	2,220,905	0	-100.00 %
5320999 49368-0 GUMBO-ACADIA GRANT CONTR	0	1,638,604	0	1,638,604	0	-100.00 %
5320999 49369-0 GUMBO-IBERIA GRANT CONTR	0	264,829	0	264,829	0	-100.00 %
5320999 49385-0 GUMBO-EVANGELINE GRANT CONTR	0	53,800	0	53,800	0	-100.00 %
MISCELLANEOUS REVENUES	8,020	0	51,397	52,500	0	0.00 %
5320999 49801-0 MISC REV-PY ADJUSTMENT	1,085	0	-62	-62	0	0.00 %
5320999 49840-0 BILLING FOR SERVICES	6,726	0	50,860	51,736	0	0.00 %
5320999 49962-0 MISC NON-OPER REVENUE	209	0	599	826	0	0.00 %
GRAND TOTAL REVENUES	56,762,883	77,395,889	23,625,644	67,058,569	54,760,000	-29.25 %

ESTIMATED EXPENSES:

COMMUNICATIONS SYSTEM	50,099,813	85,558,780	26,264,076	85,627,592	45,669,645	-46.62 %
CMN-ADMINISTRATION & SUPPORT	263,166	483,273	81,648	483,273	778,549	61.10 %
3700 CMN-ADMINISTRATION & SUPPORT	263,166	483,273	81,648	483,273	778,549	61.10 %
5323700 50000-0 PERSONNEL SALARIES	194,053	197,178	58,425	197,178	204,405	3.67 %
5323700 50100-0 TEMPORARY EMPLOYEES	0	0	544	0	0	0.00 %
5323700 50200-0 OVERTIME	189	0	0	0	0	0.00 %
5323700 50400-0 GROUP HEALTH INSURANCE	17,495	16,482	8,241	16,482	10,952	-33.55 %
5323700 50415-0 GROUP LIFE INSURANCE	594	617	211	617	661	7.13 %
5323700 50500-0 RETIREMENT/MEDICARE TAX	32,430	32,936	8,585	32,936	26,471	-19.63 %

**LAFAYETTE CONSOLIDATED GOVERNMENT
2024 - 2025 ADOPTED BUDGET
ANNUAL BUDGET BY FUND
COMMUNICATIONS SYSTEM FUND DETAILED PRO FORMA**

<u>ACCOUNT</u>	<u>ACTUAL FY 22-23</u>	<u>CUR BUDGET FY 23-24</u>	<u>ACTUAL AT 4/30/2024</u>	<u>PROJECTED FY 23-24</u>	<u>ADOPTED FY 24-25</u>	<u>ADOPTED VS CURRENT</u>
TOTAL PERSONNEL COSTS	244,761	247,213	76,006	247,213	242,489	-1.91 %
5323700 50600-0 TRAINING OF PERSONNEL	0	5,985	45	5,985	5,985	0.00 %
5323700 50925-0 VEHICLE SUBSIDY LEASES	6,023	6,000	992	6,000	6,000	0.00 %
5323700 63000-0 EQUIPMENT MAINTENANCE	621	650	621	650	650	0.00 %
5323700 70000-0 DUES & LICENSES	0	8,500	0	8,500	8,500	0.00 %
5323700 70300-0 PRINTING & BINDING	0	225	0	225	225	0.00 %
5323700 70500-0 TELECOMMUNICATIONS	0	1,425	0	1,425	1,425	0.00 %
5323700 70800-0 TRAVEL & MEETINGS	3,418	4,275	32	4,275	4,275	0.00 %
5323700 72700-0 SUPPLIES & MATERIALS	8,343	9,000	3,952	9,000	9,000	0.00 %
5323700 77140-0 RESERVE-DIRECTOR'S	0	200,000	0	200,000	500,000	150.00 %
TOTAL NON-PERSONNEL COSTS	18,405	236,060	5,642	236,060	536,060	127.09 %
CMN-GENERAL ACCOUNTS	16,020,232	19,027,794	8,301,216	19,072,889	18,291,059	-3.87 %
3720 CMN-GENERAL ACCOUNTS	16,020,232	19,027,794	8,301,216	19,072,889	18,291,059	-3.87 %
5323720 50410-0 GROUP HEALTH INS-RETIREES	0	5,813	2,907	5,813	0	-100.00 %
5323720 50900-0 ACCRUED SICK/ANNUAL LEAVE	10,930	0	(26,973)	0	0	0.00 %
5323720 76474-0 EXT APP-MERS	98,802	167,728	69,581	167,728	180,774	7.78 %
5323720 78200-0 PENSION PAYMENTS	(566,825)	0	0	0	0	0.00 %
TOTAL PERSONNEL COSTS	(457,093)	173,541	45,515	173,541	180,774	4.17 %
5323720 51000-0 ADMINISTRATIVE COST	630,066	540,000	280,649	540,000	635,000	17.59 %
5323720 52000-0 LEGAL FEES	40,390	75,000	7,398	75,000	75,000	0.00 %
5323720 53000-0 AUDITING FEES	27,000	61,750	35,139	97,750	76,547	23.96 %
5323720 53050-0 PAYING AGENT FEES	25,940	34,200	12,723	34,200	34,200	0.00 %
5323720 60000-0 BUILDING MAINTENANCE	57,468	40,000	325	40,000	40,000	0.00 %
5323720 66000-0 JANITORIAL SUPPLIES & SERVICES	4,709	10,800	1,313	10,800	10,800	0.00 %
5323720 67000-0 UTILITIES	270,547	285,000	114,654	285,000	285,000	0.00 %
5323720 69120-0 RENT	60,167	357,194	161,110	357,194	372,194	4.20 %
5323720 70123-0 OTHER INSURANCE PREMIUMS	281,214	379,235	209,727	379,235	341,513	-9.95 %
5323720 70123-614 OTHER INSURANCE PREMIUMS-RM	0	187	0	187	0	-100.00 %
5323720 70200-0 POSTAGE/SHIPPING CHARGES	129,804	135,000	51,891	135,000	150,000	11.11 %
5323720 70400-0 PUBLICATION & RECORDATION	490	3,306	2,508	3,306	3,306	0.00 %
5323720 70907-0 CONTRACTUAL SERVICES	155,952	170,150	151,812	170,150	186,650	9.70 %
5323720 70921-0 CONTR SERV-GPS MONITORING	9,041	7,918	3,374	7,918	9,718	22.73 %
5323720 77572-0 RESERVE-NOTE PAYABLE PRINCIPAL	0	1,808,348	0	1,808,348	1,880,682	4.00 %
5323720 77580-0 RESERVE-BOND PRINCIPAL	0	7,105,000	0	7,105,000	7,715,000	8.59 %
5323720 78000-0 UNINSURED LOSSES	675	0	0	9,095	81,013	100.00 %
5323720 80020-0 FAIR VALUE ADJUSTMENT	44,752	0	0	0	0	0.00 %
5323720 80150-0 DEPRECIATION EXPENSE-COMM	6,666,442	0	3,474,031	0	0	0.00 %
5323720 80210-0 INTEREST ON LONG TERM DEBT	3,396,765	3,093,965	1,546,983	3,093,965	2,762,565	-10.71 %
5323720 80235-0 INT OF CUSTOMER DEPOSIT-COMM	(1,051)	0	4	0	0	0.00 %
5323720 80240-0 INTEREST ON NOTE PAYABLE	696,379	639,868	319,934	639,868	581,097	-9.18 %
5323720 80250-0 LEASE INTEREST	48,474	0	0	0	0	0.00 %
5323720 80430-0 ILOT	3,500,382	3,200,000	1,600,000	3,200,000	1,850,000	-42.19 %
5323720 80440-0 IMPUTED TAXES	488,364	850,000	425,000	850,000	1,000,000	17.65 %
5323720 80520-0 AMORT OF LOSS ON REQ DEBT	433,323	0	196,681	0	0	0.00 %
5323720 80530-0 AMORTIZED ISSUANCE COSTS	16,645	0	7,548	0	0	0.00 %
5323720 80550-0 AMORTIZED BOND PREMIUM	(946,678)	0	(431,341)	0	0	0.00 %
5323720 80565-0 AMORTIZATION OF LEASE	249,751	0	0	0	0	0.00 %
5323720 80575-0 AMORTIZATION OF DEFERRED COST	103,528	0	51,764	0	0	0.00 %
5323720 80780-0 OPEB EXPENSE	45,673	0	0	0	0	0.00 %
5323720 89510-0 SPECIAL EQUIPMENT CAPITAL	41,113	57,332	32,474	57,332	20,000	-65.12 %
TOTAL NON-PERSONNEL COSTS	16,477,325	18,854,253	8,255,701	18,899,348	18,110,285	-3.95 %

**LAFAYETTE CONSOLIDATED GOVERNMENT
2024 - 2025 ADOPTED BUDGET
ANNUAL BUDGET BY FUND
COMMUNICATIONS SYSTEM FUND DETAILED PRO FORMA**

ACCOUNT	ACTUAL FY 22-23	CUR BUDGET FY 23-24	ACTUAL AT 4/30/2024	PROJECTED FY 23-24	ADOPTED FY 24-25	ADOPTED VS CURRENT
CMN-OPERATIONS	2,158,645	2,818,193	1,181,321	2,818,193	3,071,801	9.00 %
3750 CMN-OPERATIONS	2,158,645	2,818,193	1,181,321	2,818,193	3,071,801	9.00 %
5323750 50000-0 PERSONNEL SALARIES	1,027,505	1,235,669	445,390	1,235,669	1,463,936	18.47 %
5323750 50100-0 TEMPORARY EMPLOYEES	52,475	50,000	16,135	50,000	50,000	0.00 %
5323750 50200-0 OVERTIME	110,090	111,435	48,361	111,435	113,664	2.00 %
5323750 50300-0 PROMOTION COSTS	0	0	0	0	18,909	100.00 %
5323750 50400-0 GROUP HEALTH INSURANCE	198,316	192,362	96,181	192,362	214,374	11.44 %
5323750 50415-0 GROUP LIFE INSURANCE	4,381	7,057	2,678	7,057	8,137	15.30 %
5323750 50500-0 RETIREMENT/MEDICARE TAX	220,920	241,718	97,351	241,718	257,111	6.37 %
TOTAL PERSONNEL COSTS	1,613,687	1,838,241	706,096	1,838,241	2,126,131	15.66 %
5323750 50600-0 TRAINING OF PERSONNEL	144	12,825	0	12,825	12,825	0.00 %
5323750 50800-0 UNIFORMS	7,640	13,775	532	13,775	13,775	0.00 %
5323750 56090-0 TRASH REMOVAL	1,800	3,200	1,645	3,200	3,200	0.00 %
5323750 60000-0 BUILDING MAINTENANCE	24,358	31,500	10,085	31,500	37,500	19.05 %
5323750 63000-0 EQUIPMENT MAINTENANCE	2,150	5,670	680	5,670	5,670	0.00 %
5323750 65000-0 GROUNDS MAINTENANCE	19,540	19,665	2,120	19,665	19,665	0.00 %
5323750 70000-0 DUES & LICENSES	0	1,155	0	1,155	1,155	0.00 %
5323750 70500-0 TELECOMMUNICATIONS	22,457	16,500	9,524	16,500	16,500	0.00 %
5323750 70800-0 TRAVEL & MEETINGS	0	4,750	0	4,750	4,750	0.00 %
5323750 70907-0 CONTRACTUAL SERVICES	279,448	392,000	308,726	392,000	541,000	38.01 %
5323750 70912-0 CONTR SERV-CAR LEASES	0	0	0	0	78,252	100.00 %
5323750 72100-0 EQUIPMENT RENTAL	0	3,078	0	3,078	3,078	0.00 %
5323750 72600-0 TRANSPORTATION	131,282	95,000	102,292	95,000	141,000	48.42 %
5323750 72700-0 SUPPLIES & MATERIALS	16,120	28,800	3,566	28,800	28,800	0.00 %
5323750 89510-0 SPECIAL EQUIPMENT CAPITAL	40,019	352,034	36,055	352,034	38,500	-89.06 %
TOTAL NON-PERSONNEL COSTS	544,958	979,952	475,225	979,952	945,670	-3.50 %
CMN-WAREHOUSE	120,976	349,459	92,599	349,459	305,441	-12.60 %
3760 CMN-WAREHOUSE	120,976	349,459	92,599	349,459	305,441	-12.60 %
5323760 50000-0 PERSONNEL SALARIES	67,531	166,863	60,508	166,863	181,191	8.59 %
5323760 50200-0 OVERTIME	1,899	2,326	290	2,326	2,373	2.02 %
5323760 50400-0 GROUP HEALTH INSURANCE	23,307	32,964	16,482	32,964	21,904	-33.55 %
5323760 50415-0 GROUP LIFE INSURANCE	221	979	354	979	1,038	6.03 %
5323760 50500-0 RETIREMENT/MEDICARE TAX	14,424	28,888	11,130	28,888	36,496	26.34 %
TOTAL PERSONNEL COSTS	107,382	232,020	88,764	232,020	243,002	4.73 %
5323760 50800-0 UNIFORMS	1,519	1,539	0	1,539	1,539	0.00 %
5323760 57180-0 SOFTWARE SUPPORT	0	50,000	0	50,000	50,000	0.00 %
5323760 70907-0 CONTRACTUAL SERVICES	5,199	4,200	1,391	4,200	4,200	0.00 %
5323760 72600-0 TRANSPORTATION	5,055	3,200	2,068	3,200	3,200	0.00 %
5323760 72700-0 SUPPLIES & MATERIALS	1,821	3,500	376	3,500	3,500	0.00 %
5323760 89510-0 SPECIAL EQUIPMENT CAPITAL	0	55,000	0	55,000	0	-100.00 %
TOTAL NON-PERSONNEL COSTS	13,594	117,439	3,835	117,439	62,439	-46.83 %
CMN-BUSINESS SUPPORT SERVICES	11,564,199	15,233,197	5,027,978	15,233,197	16,453,611	8.01 %
3790 CMN-BUSINESS SUPPORT SERVICES	10,373,308	13,690,329	4,466,580	13,690,329	14,389,415	5.11 %
5323790 50000-0 PERSONNEL SALARIES	332,328	606,161	155,784	606,161	733,034	20.93 %
5323790 50100-0 TEMPORARY EMPLOYEES	4,455	63,306	0	63,306	63,306	0.00 %
5323790 50200-0 OVERTIME	13,063	11,628	5,703	11,628	11,861	2.00 %
5323790 50400-0 GROUP HEALTH INSURANCE	105,029	104,476	52,238	104,476	93,416	-10.59 %
5323790 50415-0 GROUP LIFE INSURANCE	1,395	3,392	900	3,392	3,686	8.67 %
5323790 50500-0 RETIREMENT/MEDICARE TAX	63,204	95,272	26,435	95,272	116,668	22.46 %

**LAFAYETTE CONSOLIDATED GOVERNMENT
2024 - 2025 ADOPTED BUDGET
ANNUAL BUDGET BY FUND
COMMUNICATIONS SYSTEM FUND DETAILED PRO FORMA**

<u>ACCOUNT</u>	<u>ACTUAL</u> <u>FY 22-23</u>	<u>CUR BUDGET</u> <u>FY 23-24</u>	<u>ACTUAL AT</u> <u>4/30/2024</u>	<u>PROJECTED</u> <u>FY 23-24</u>	<u>ADOPTED</u> <u>FY 24-25</u>	<u>ADOPTED</u> <u>VS</u> <u>CURRENT</u>
TOTAL PERSONNEL COSTS	519,474	884,235	241,060	884,235	1,021,971	15.58 %
5323790 50600-0 TRAINING OF PERSONNEL	323	6,080	0	6,080	6,080	0.00 %
5323790 70000-0 DUES & LICENSES	275	2,052	425	2,052	2,052	0.00 %
5323790 70300-0 PRINTING & BINDING	54,628	35,750	20,659	35,750	35,750	0.00 %
5323790 70500-0 TELECOMMUNICATIONS	1,340	1,900	515	1,900	1,900	0.00 %
5323790 70795-0 CUSTOMER RELATIONS	618,000	1,123,650	189,363	1,123,650	1,605,000	42.84 %
5323790 70800-0 TRAVEL & MEETINGS	4,485	11,543	3,361	11,543	11,543	0.00 %
5323790 70906-0 REGULATORY FEES & PENALTIES	377,640	400,000	172,793	400,000	480,000	20.00 %
5323790 70907-0 CONTRACTUAL SERVICES	649,254	745,400	251,949	745,400	745,400	0.00 %
5323790 72600-0 TRANSPORTATION	2,940	2,850	859	2,850	2,850	0.00 %
5323790 72700-0 SUPPLIES & MATERIALS	196	3,800	37	3,800	3,800	0.00 %
5323790 79060-0 PURCH OF SERV-PROGRAMMING	8,144,753	10,473,069	3,585,559	10,473,069	10,473,069	0.00 %
TOTAL NON-PERSONNEL COSTS	9,853,834	12,806,094	4,225,520	12,806,094	13,367,444	4.38 %
3791 CMN-CUSTOMER SERVICE	1,190,891	1,542,868	561,398	1,542,868	2,064,196	33.79 %
5323791 50000-0 PERSONNEL SALARIES	280,505	523,599	160,525	523,599	871,170	66.38 %
5323791 50100-0 TEMPORARY EMPLOYEES	0	23,750	0	23,750	23,750	0.00 %
5323791 50200-0 OVERTIME	3,733	14,535	3,045	14,535	14,826	2.00 %
5323791 50400-0 GROUP HEALTH INSURANCE	87,357	82,302	41,151	82,302	142,754	73.45 %
5323791 50415-0 GROUP LIFE INSURANCE	1,199	2,536	847	2,536	4,940	94.79 %
5323791 50500-0 RETIREMENT/MEDICARE TAX	65,124	97,108	38,959	97,108	172,818	77.96 %
TOTAL PERSONNEL COSTS	437,918	743,830	244,527	743,830	1,230,258	65.40 %
5323791 50600-0 TRAINING OF PERSONNEL	0	4,000	0	4,000	4,000	0.00 %
5323791 50800-0 UNIFORMS	0	570	0	570	770	35.09 %
5323791 51000-0 ADMINISTRATIVE COST	82,727	75,000	38,071	75,000	78,000	4.00 %
5323791 56090-0 TRASH REMOVAL	193	300	47	300	300	0.00 %
5323791 60000-0 BUILDING MAINTENANCE	852	1,300	65	1,300	1,300	0.00 %
5323791 63000-0 EQUIPMENT MAINTENANCE	418	500	0	500	500	0.00 %
5323791 65000-0 GROUNDS MAINTENANCE	92	100	36	100	100	0.00 %
5323791 66000-0 JANITORIAL SUPPLIES & SERVICES	5,594	10,968	2,275	10,968	10,968	0.00 %
5323791 67000-0 UTILITIES	5,079	5,000	1,751	5,000	6,500	30.00 %
5323791 69120-0 RENT	10,382	37,300	28,226	37,300	85,000	127.88 %
5323791 70500-0 TELECOMMUNICATIONS	35,214	45,000	8,611	45,000	45,000	0.00 %
5323791 70907-0 CONTRACTUAL SERVICES	518,937	588,300	234,834	588,300	588,300	0.00 %
5323791 72700-0 SUPPLIES & MATERIALS	7,739	5,700	2,955	5,700	5,700	0.00 %
5323791 80250-0 LEASE INTEREST	9,928	0	0	0	0	0.00 %
5323791 80565-0 AMORTIZATION OF LEASE	75,818	0	0	0	0	0.00 %
5323791 89510-0 SPECIAL EQUIPMENT CAPITAL	0	25,000	0	25,000	7,500	-70.00 %
TOTAL NON-PERSONNEL COSTS	752,973	799,038	316,871	799,038	833,938	4.37 %
CMN-ENGINEERING	5,079,265	6,559,631	2,515,344	6,583,348	6,769,184	3.19 %
3795 CMN-ENGINEERING	5,079,265	6,559,631	2,515,344	6,583,348	6,769,184	3.19 %
5323795 50000-0 PERSONNEL SALARIES	1,483,577	1,987,164	661,864	2,008,162	1,943,924	-2.18 %
5323795 50100-0 TEMPORARY EMPLOYEES	33,988	50,000	10,362	50,000	50,000	0.00 %
5323795 50200-0 OVERTIME	69,499	72,675	30,112	72,675	72,675	0.00 %
5323795 50300-0 PROMOTION COSTS	0	0	0	0	94,659	100.00 %
5323795 50400-0 GROUP HEALTH INSURANCE	262,248	252,598	126,299	252,598	230,640	-8.69 %
5323795 50415-0 GROUP LIFE INSURANCE	6,264	10,496	3,784	10,496	10,203	-2.79 %
5323795 50500-0 RETIREMENT/MEDICARE TAX	351,550	422,861	155,540	425,580	377,346	-10.76 %
TOTAL PERSONNEL COSTS	2,207,126	2,795,794	987,961	2,819,511	2,779,447	-0.58 %
5323795 50600-0 TRAINING OF PERSONNEL	0	15,390	0	15,390	15,390	0.00 %
5323795 57120-0 COLOCATION	85,086	112,250	59,986	112,250	125,000	11.36 %

**LAFAYETTE CONSOLIDATED GOVERNMENT
2024 - 2025 ADOPTED BUDGET
ANNUAL BUDGET BY FUND
COMMUNICATIONS SYSTEM FUND DETAILED PRO FORMA**

<u>ACCOUNT</u>	<u>ACTUAL</u> <u>FY 22-23</u>	<u>CUR BUDGET</u> <u>FY 23-24</u>	<u>ACTUAL AT</u> <u>4/30/2024</u>	<u>PROJECTED</u> <u>FY 23-24</u>	<u>ADOPTED</u> <u>FY 24-25</u>	<u>ADOPTED</u> <u>VS</u> <u>CURRENT</u>
5323795 60000-0 BUILDING MAINTENANCE	6,550	6,840	3,598	6,840	6,840	0.00 %
5323795 63000-0 EQUIPMENT MAINTENANCE	368,351	510,000	207,791	510,000	510,000	0.00 %
5323795 70000-0 DUES & LICENSES	1,224	2,354	550	2,354	2,354	0.00 %
5323795 70500-0 TELECOMMUNICATIONS	29,497	26,125	14,753	26,125	26,125	0.00 %
5323795 70800-0 TRAVEL & MEETINGS	1,441	9,500	0	9,500	9,500	0.00 %
5323795 70907-0 CONTRACTUAL SERVICES	1,003,417	1,607,000	709,818	1,607,000	1,747,650	8.75 %
5323795 72600-0 TRANSPORTATION	3,633	6,175	1,408	6,175	6,175	0.00 %
5323795 72700-0 SUPPLIES & MATERIALS	4,172	9,850	1,406	9,850	9,850	0.00 %
5323795 73220-0 RIGHT-OF-WAY COST	175	3,325	175	3,325	3,325	0.00 %
5323795 79050-0 PURCH OF SERV-PHONE	285,787	363,000	124,133	363,000	400,500	10.33 %
5323795 79060-0 PURCH OF SERV-PROGRAMMING	81,045	116,928	37,967	116,928	116,928	0.00 %
5323795 79070-0 PURCH OF SERV-INTERNET	703,742	947,600	365,798	947,600	1,007,600	6.33 %
5323795 80565-0 AMORTIZATION OF LEASE	298,019	0	0	0	0	0.00 %
5323795 89510-0 SPECIAL EQUIPMENT CAPITAL	0	27,500	0	27,500	2,500	-90.91 %
TOTAL NON-PERSONNEL COSTS	2,872,139	3,763,837	1,527,383	3,763,837	3,989,737	6.00 %
CMN-CAPITAL APPROPRIATION	14,893,330	41,087,233	9,063,970	41,087,233	0	-100.00 %
3799 CMN-CAPITAL APPROPRIATION	14,893,330	41,087,233	9,063,970	41,087,233	0	-100.00 %
5323799 89520-0 RETAINED EARNINGS CAPITAL	14,893,330	41,087,233	9,063,970	41,087,233	0	-100.00 %
TOTAL NON-PERSONNEL COSTS	14,893,330	41,087,233	9,063,970	41,087,233	0	-100.00 %
GRAND TOTAL EXPENDITURES	50,099,813	85,558,780	26,264,076	85,627,592	45,669,645	-46.62 %
NET INCREASE (DECREASE)	6,663,070	(8,162,891)	(2,638,432)	(18,569,023)	9,090,355	-211.36 %

**LAFAYETTE CONSOLIDATED GOVERNMENT
2024 - 2025 ADOPTED BUDGET
CAPITAL APPROPRIATION FOR COMMUNICATIONS SYSTEM FUND**

ADOPTED
FY 24-25

SECTION ACCOUNT ACTIVITY

FUND 532 COMMUNICATIONS SYSTEM FUND			
<u>3720 - CMN-GENERAL ACCOUNTS</u>			
5323720	89510-0	SPECIAL EQUIPMENT CAPITAL	20,000
	53240251005	NEW/RPL EQUIPMENT	10,000
	53240251010	NEW/RPL OFFICE FURN & EQUIP	10,000
TOTAL SECTION 3720 CMN-GENERAL ACCOUNTS			20,000
TOTAL DIV CMN-GA CMN-GENERAL ACCOUNTS			20,000
<u>3750 - CMN-OPERATIONS</u>			
5323750	89510-0	SPECIAL EQUIPMENT CAPITAL	38,500
	53240251000	COMPUTER HDWE & RELATED EQUIP	2,500
	53240251017	1/2 T CARGO VAN NEW-2	36,000
TOTAL SECTION 3750 CMN-OPERATIONS			38,500
TOTAL DIV CMN-O CMN-OPERATIONS			38,500
<u>3791 - CMN-CUSTOMER SERVICE</u>			
5323791	89510-0	SPECIAL EQUIPMENT CAPITAL	7,500
	53240251001	COMPUTER HDWE & RELATED EQUIP	7,500
TOTAL SECTION 3791 CMN-CUSTOMER SERVICE			7,500
TOTAL DIV CMN-BSS CMN-BUSINESS SUPPORT SERVICES			7,500
<u>3795 - CMN-ENGINEERING</u>			
5323795	89510-0	SPECIAL EQUIPMENT CAPITAL	2,500
	53240251002	COMPUTER HDWE & RELATED EQUIP	2,500
TOTAL SECTION 3795 CMN-ENGINEERING			2,500
TOTAL DIV CMN-E CMN-ENGINEERING			2,500
TOTAL DEPT 977 COMMUNICATIONS SYSTEM			68,500
TOTAL FUND 532 COMMUNICATIONS SYSTEM FUND			68,500

**LAFAYETTE CONSOLIDATED GOVERNMENT
2024 - 2025 ADOPTED BUDGET
MANNING TABLE FOR COMMUNICATIONS SYSTEM FUND**

	<u>PERSONNEL</u>			<u>CUR BUDGET</u> <u>FY 23-24</u>	<u>PROJECTED</u> <u>FY 23-24</u>	<u>ADOPTED</u> <u>FY 24-25</u>
	<u>CUR</u>	<u>PROJ</u>	<u>ADP</u>			
FUND 532 - COMMUNICATIONS SYSTEM FUND	85	85	90	4,729,241	4,729,241	5,397,660
COMMUNICATIONS SYSTEM	85	85	90	4,729,241	4,729,241	5,397,660
CMN-ADMINISTRATION & SUPPORT	2	2	2	197,178	197,178	204,405
AF 1002 DIRECTORS EXEC SECRETARY	1	1	1	41,117	41,117	48,344
AU 9013 DEPARTMENT DIRECTOR	1	1	1	156,061	156,061	156,061
TOTAL PERSONNEL 3700 CMN-ADMINISTRATION & SUPPORT	2	2	2	197,178	197,178	204,405
CMN-OPERATIONS	22	22	24	1,230,744	1,230,744	1,463,936
AF 2004 ELEC ENGINEERING AIDE SPEC I	3	3	3	163,319	163,319	176,735
AF 2005 ELEC ENGINEERING AIDE SPEC II	1	1	1	67,417	67,417	71,514
AF 5373 FIBER OPTICS FOREMAN	2	2	2	134,954	134,954	137,117
AF 5374 FIBER OPTICS TECHNICIAN	7	7	7	380,813	380,813	406,920
AF 5406 COMM FIELD OPERATION SUPV	1	1	1	91,950	91,950	130,229
AF 5407 COMM INSTALLATION TECH	6	6	7	302,058	302,058	386,821
AF 9713 ELEC ENGINEERING AIDE III	2	2	3	90,233	90,233	154,600
TOTAL PERSONNEL 3750 CMN-OPERATIONS	22	22	24	1,230,744	1,230,744	1,463,936
CMN-WAREHOUSE	4	4	4	162,934	162,934	181,191
AF 1219 FACILITIES SUPERVISOR	1	1	1	65,240	65,240	69,545
AF 1222 WAREHOUSE FOREMAN	1	1	1	40,431	40,431	45,589
AF 1224 WAREHOUSE WORKER	2	2	2	57,263	57,263	66,057
TOTAL PERSONNEL 3760 CMN-WAREHOUSE	4	4	4	162,934	162,934	181,191
CMN-BUSINESS SUPPORT SERVICES	24	24	30	1,134,187	1,134,187	1,604,204
AF 1011 CLERK II	1	1	1	25,689	25,689	32,095
AF 1350 FINANCIAL ANALYST	1	1	1	63,270	63,270	65,416
AF 1352 REVENUE ASSURANCE ANALYST	0	0	1	0	0	65,416
AF 5029 PUBLIC INFORMATION SPECIALIST	1	1	1	49,146	49,146	54,725
AF 5408 COMM SUPPORT SERVICES ADMIN	1	1	1	91,950	91,950	117,645
AF 5409 COMM SALES/MKTG ANALYST	2	2	2	133,181	133,181	141,418
AF 5410 COMM REG/CON/RATE ANALYST	2	2	2	144,596	144,596	161,979
AF 5411 COMM CUSTOMER SERVICE REP	1	1	0	36,900	36,900	0
AF 5417 COMMUNICATION BUSINESS AIDE II	1	1	1	36,900	36,900	43,452
AF 5418 COMMUNICATION BUS AIDE III	1	1	1	45,834	45,834	50,888
TOTAL PERSONNEL 3790 CMN-BUSINESS SUPPORT SERVICES	11	11	11	627,466	627,466	733,034
AF 1320 COLLECTION AGENT	0	0	1	0	0	41,579
AF 1334 CUSTOMER SERVICE SUPV	1	1	2	63,123	63,123	135,950
AF 5411 COMM CUSTOMER SERVICE REP	11	11	14	352,598	352,598	548,237
AF 5412 COMM BILLING ANALYST	0	0	1	0	0	50,888
AF 5419 CMCN CUSTOMER SERVICE MANAGER	1	1	1	91,000	91,000	94,516
TOTAL PERSONNEL 3791 CMN-CUSTOMER SERVICE	13	13	19	506,721	506,721	871,170
CMN-ENGINEERING	33	33	30	2,004,198	2,004,198	1,943,924
AF 1011 CLERK II	1	1	1	28,999	28,999	35,405

* PART TIME POSITION

**LAFAYETTE CONSOLIDATED GOVERNMENT
2024 - 2025 ADOPTED BUDGET
MANNING TABLE FOR COMMUNICATIONS SYSTEM FUND**

	PERSONNEL			CUR BUDGET	PROJECTED	ADOPTED
	<u>CUR</u>	<u>PROJ</u>	<u>ADP</u>	<u>FY 23-24</u>	<u>FY 23-24</u>	<u>FY 24-25</u>
AF 1122 PROGRAMMER ANALYST	1	1	1	64,458	64,458	61,410
AF 1125 APPLICATION SUPPORT SPEC	1	1	1	49,502	49,502	54,140
AF 1134 GIS ANALYST	0	0	1	0	0	69,264
AF 1136 SYSTEMS ANALYST	2	2	2	142,822	142,822	140,469
AF 1320 COLLECTION AGENT	1	1	0	36,025	36,025	0
AF 1352 REVENUE ASSURANCE ANALYST	1	1	0	60,189	60,189	0
AF 2004 ELEC ENGINEERING AIDE SPEC I	1	1	1	58,380	58,380	63,440
AF 2005 ELEC ENGINEERING AIDE SPEC II	3	3	3	200,685	200,685	212,976
AF 2010 ELECTRICAL ENGINEER I	0	0	1	0	0	59,426
AF 2011 ELECTRICAL ENGINEER II	2	2	2	161,802	161,802	169,580
AF 2012 ELECTRICAL ENGINEER III	2	2	0	202,564	202,564	0
AF 2023 COMM NETWORK SPECIALIST II	0	0	1	0	0	86,175
AF 2027 COMM NETWORK SPECIALIST III	0	0	1	0	0	102,981
AF 5401 CHIEF COMM ENGINEER	1	1	1	112,898	112,898	116,081
AF 5402 SR COMM NETWORK TECH	1	1	1	62,179	62,179	66,506
AF 5403 COMM NETWORK TECHNICIAN	11	11	11	513,646	513,646	564,423
AF 5405 COMM SYSTEM OPERATOR	2	2	2	133,411	133,411	141,648
AF 5412 COMM BILLING ANALYST	1	1	0	42,054	42,054	0
AF 5415 VOIP SPECIALIST	1	1	0	88,278	88,278	0
AF 9713 ELEC ENGINEERING AIDE III	1	1	0	46,306	46,306	0
TOTAL PERSONNEL 3795 CMN-ENGINEERING	33	33	30	2,004,198	2,004,198	1,943,924
GRAND TOTAL	85	85	90	4,729,241	4,729,241	5,397,660

* PART TIME POSITION



FUND 550 – ENVIRONMENTAL SERVICES



**LAFAYETTE CONSOLIDATED GOVERNMENT
2024 - 2025 ADOPTED BUDGET
ANNUAL BUDGET BY FUND**

550 ENVIRONMENTAL SERVICES FUND PRO FORMA

	Actual FY 22/23	Cur Budget FY 23/24	Actual At FY 23/24	Projected FY 23/24	Adopted FY 24/25
ESTIMATED REVENUES:					
LICENSES AND PERMITS	1,029,065	1,140,000	450,793	1,036,800	1,060,560
CHARGES FOR SERVICES	19,342,128	17,969,805	8,496,611	18,042,805	18,431,605
FINES AND FORFEITS	40,710	3,000	2,750	5,225	5,225
INTEREST EARNINGS	192,603	52,281	127,952	200,796	200,796
OTHER REVENUES	(366,145)	329,642	326,250	329,642	325,000
MISCELLANEOUS REVENUES	622,520	-	8,047	8,047	-
TOTAL REVENUES	20,860,881	19,494,728	9,412,403	19,623,315	20,023,186
ESTIMATED EXPENDITURES:					
EO-LEGISLATIVE/JUDICIAL/OTHER	3,730	3,730	-	3,730	5,245
OFFICE OF FINANCE & MANAGEMENT	31,835	32,018	11,951	32,018	31,048
PUBLIC WORKS DEPARTMENT	19,915,459	22,231,232	9,023,508	22,336,799	19,454,631
TOTAL EXPENDITURES	19,951,024	22,266,980	9,035,459	22,372,547	19,490,924
NET INCREASE (DECREASE)	909,857	(2,772,252)	376,944	(2,749,232)	532,262

**LAFAYETTE CONSOLIDATED GOVERNMENT
2024 - 2025 ADOPTED BUDGET
ANNUAL BUDGET BY FUND
ENVIRONMENTAL SERVICES FUND DETAILED PRO FORMA**

ACCOUNT	ACTUAL FY 22-23	CUR BUDGET FY 23-24	ACTUAL AT 4/30/2024	PROJECTED FY 23-24	ADOPTED FY 24-25	ADOPTED VS CURRENT
ESTIMATED REVENUES:						
LICENSES AND PERMITS	1,029,065	1,140,000	450,793	1,036,800	1,060,560	-6.97 %
5500999 41065-0 SOLID WASTE REMITTANCE FEES	1,029,065	1,140,000	450,793	1,036,800	1,060,560	-6.97 %
CHARGES FOR SERVICES	19,342,128	17,969,805	8,496,611	18,042,805	18,431,605	2.57 %
5500999 43032-0 COURT COST-LITTER FINES	705	1,105	0	1,105	1,105	0.00 %
5500999 43065-0 OTHER-LITTER PROGRAM ADMIN FEE	0	100	0	100	100	0.00 %
5500999 43505-0 REFUSE COLLECTION CHARGES	18,200,229	16,833,600	8,260,453	17,001,600	17,390,400	3.31 %
5500999 43510-0 GRASS CUTTING CHARGES	927,120	800,000	129,418	800,000	800,000	0.00 %
5500999 43515-0 COMPOST DISPOSAL CHARGES	214,074	330,000	106,740	240,000	240,000	-27.27 %
5500999 43520-0 SALE OF COMPOST	0	5,000	0	0	0	-100.00 %
FINES AND FORFEITS	40,710	3,000	2,750	5,225	5,225	74.17 %
5500999 44320-0 SOLID WASTE CONTAINER FINES	250	0	0	225	225	0.00 %
5500999 44322-0 SOLID WASTE COLLECTOR FINES	40,400	3,000	2,750	5,000	5,000	66.67 %
5500999 44323-0 RECYCLING COLLECTOR FINES	60	0	0	0	0	0.00 %
INTEREST EARNINGS	192,603	52,281	127,952	200,796	200,796	284.07 %
5500999 47000-0 INTEREST ON INVESTMENTS	147,401	52,281	127,952	200,796	200,796	284.07 %
5500999 47050-0 FMV-ADJ TO INVESTMENT	45,202	0	0	0	0	0.00 %
OTHER REVENUES	-366,145	329,642	326,250	329,642	325,000	-1.41 %
5500999 49115-0 GAIN/LOSS ON DISPOSAL OF PROP	-459,982	0	0	0	0	0.00 %
5500999 49338-0 CONTR FROM OTHER ENTITIES	19,937	3,392	0	3,392	0	-100.00 %
5500999 49620-0 VENDOR WASTE CONTRACT-HHW	150	250,000	250,000	250,000	250,000	0.00 %
5500999 49621-0 CONTR WASTE VENDOR-COMP FAC	60,000	50,000	50,000	50,000	50,000	0.00 %
5500999 49623-0 WASTE VENDOR EDU REV	13,750	26,250	26,250	26,250	25,000	-4.76 %
MISCELLANEOUS REVENUES	622,520	0	8,047	8,047	0	0.00 %
5500999 49800-0 MISCELLANEOUS REVENUES	550,276	0	0	0	0	0.00 %
5500999 49801-0 MISC REV-PY ADJUSTMENT	0	0	8,047	8,047	0	0.00 %
5500999 49810-0 CASH SHORT/OVER	3	0	0	0	0	0.00 %
5500999 49900-0 AUCTION PROCEEDS	4,219	0	0	0	0	0.00 %
5500999 49902-0 AUCTION PROCEEDS-ON-LINE	68,022	0	0	0	0	0.00 %
GRAND TOTAL REVENUES	20,860,881	19,494,728	9,412,403	19,623,315	20,023,186	2.71 %

ESTIMATED EXPENSES:

EO-LEGISLATIVE/JUDICIAL/OTHER	3,730	3,730	0	3,730	5,245	40.62 %
EO-COUNCIL OFFICE	3,730	3,730	0	3,730	5,245	40.62 %
1100 EO-COUNCIL OFFICE ADMIN	3,730	3,730	0	3,730	5,245	40.62 %
5501100 53000-0 AUDITING FEES	3,730	3,730	0	3,730	5,245	40.62 %
TOTAL NON-PERSONNEL COSTS	3,730	3,730	0	3,730	5,245	40.62 %
OFFICE OF FINANCE & MANAGEMENT	31,835	32,018	11,951	32,018	31,048	-3.03 %
FM-GENERAL ACCOUNTS	31,835	32,018	11,951	32,018	31,048	-3.03 %
0170 FM-GENERAL ACCOUNTS	31,835	32,018	11,951	32,018	31,048	-3.03 %
5500170 76474-0 EXT APP-MERS	16,969	28,808	11,951	28,808	31,048	7.78 %
5500170 78200-0 PENSION PAYMENTS	10,480	0	0	0	0	0.00 %
TOTAL PERSONNEL COSTS	27,449	28,808	11,951	28,808	31,048	7.78 %

**LAFAYETTE CONSOLIDATED GOVERNMENT
2024 - 2025 ADOPTED BUDGET
ANNUAL BUDGET BY FUND
ENVIRONMENTAL SERVICES FUND DETAILED PRO FORMA**

<u>ACCOUNT</u>			<u>ACTUAL</u>	<u>CUR BUDGET</u>	<u>ACTUAL AT</u>	<u>PROJECTED</u>	<u>ADOPTED</u>	<u>ADOPTED</u>
			<u>FY 22-23</u>	<u>FY 23-24</u>	<u>4/30/2024</u>	<u>FY 23-24</u>	<u>FY 24-25</u>	<u>VS</u>
								<u>CURRENT</u>
5500170	74000-128	INT APP-GRANTS-OTHER	4,040	3,210	0	3,210	0	-100.00 %
5500170	80780-0	OPEB EXPENSE	346	0	0	0	0	0.00 %
TOTAL NON-PERSONNEL COSTS			4,386	3,210	0	3,210	0	-100.00 %
PUBLIC WORKS DEPARTMENT			19,915,459	22,231,232	9,023,508	22,336,799	19,454,631	-12.49 %
PW-ENVIRONMENTAL QUALITY			19,915,459	22,231,232	9,023,508	22,336,799	19,454,631	-12.49 %
5170 PW-EQ-ADMINISTRATION			863,377	1,912,251	271,199	2,256,962	1,046,991	-45.25 %
5505170	50000-0	PERSONNEL SALARIES	99,262	108,432	49,146	108,432	118,500	9.29 %
5505170	50200-0	OVERTIME	622	2,193	959	2,193	2,237	2.01 %
5505170	50400-0	GROUP HEALTH INSURANCE	23,366	16,482	16,482	16,482	16,482	0.00 %
5505170	50410-0	GROUP HEALTH INS-RETIRES	11,625	11,625	11,625	11,625	10,951	-5.80 %
5505170	50415-0	GROUP LIFE INSURANCE	417	537	290	537	574	6.89 %
5505170	50430-0	WORKERS COMP INSURANCE	594	586	586	586	640	9.22 %
5505170	50500-0	RETIREMENT/MEDICARE TAX	12,782	14,042	6,341	14,042	15,386	9.57 %
TOTAL PERSONNEL COSTS			148,668	153,897	85,429	153,897	164,770	7.07 %
5505170	50600-0	TRAINING OF PERSONNEL	2,917	3,000	921	3,000	3,000	0.00 %
5505170	51000-0	ADMINISTRATIVE COST	450,439	455,000	0	541,711	550,000	20.88 %
5505170	56050-0	RECYCLING	27,493	25,000	10,574	25,000	25,000	0.00 %
5505170	60000-0	BUILDING MAINTENANCE	627	1,500	0	1,500	1,500	0.00 %
5505170	67000-0	UTILITIES	3,987	4,100	1,559	4,100	5,100	24.39 %
5505170	70000-0	DUES & LICENSES	850	450	0	450	450	0.00 %
5505170	70123-614	OTHER INSURANCE PREMIUMS-RM	5,545	9,539	6,979	9,539	5,791	-39.29 %
5505170	70200-0	POSTAGE/SHIPPING CHARGES	34	50	3	50	50	0.00 %
5505170	70300-0	PRINTING & BINDING	29	400	0	400	400	0.00 %
5505170	70400-0	PUBLICATION & RECORDATION	0	350	0	350	350	0.00 %
5505170	70500-0	TELECOMMUNICATIONS	15,371	14,500	8,127	14,500	16,500	13.79 %
5505170	70765-0	TOURISM-PUBLIC EDUCATION	7,539	6,000	1,725	6,000	6,000	0.00 %
5505170	70902-0	DUPLICATING EQUIPMENT EXPENSES	1,836	1,248	769	1,248	1,248	0.00 %
5505170	70907-0	CONTRACTUAL SERVICES	9,968	4,203	2,274	262,203	262,203	6,138.47 %
5505170	72600-0	TRANSPORTATION	1,492	1,149	865	1,149	1,149	0.00 %
5505170	72700-0	SUPPLIES & MATERIALS	730	1,900	866	1,900	1,900	0.00 %
5505170	80100-0	DEPRECIATION-GEN GOV'T	151,673	0	68,750	0	0	0.00 %
5505170	80731-0	OTHER SERVICES-DONATIONS	268	3,392	0	3,392	1,580	-53.42 %
5505170	89000-0	CAPITAL OUTLAY	33,911	1,226,573	82,358	1,226,573	0	-100.00 %
TOTAL NON-PERSONNEL COSTS			714,709	1,758,354	185,770	2,103,065	882,221	-49.83 %
5171 PW-EQ-CODE ENFORCEMENT			16,190,136	17,297,751	7,021,769	17,058,607	16,632,583	-3.85 %
5505171	50000-0	PERSONNEL SALARIES	298,920	390,646	128,808	390,646	445,673	14.09 %
5505171	50100-0	TEMPORARY EMPLOYEES	10,329	30,000	20,287	22,000	22,000	-26.67 %
5505171	50200-0	OVERTIME	1,961	1,530	494	1,530	1,561	2.03 %
5505171	50220-0	OVERTIME-HHOLD HAZ WASTE DAY	6,810	3,346	0	3,346	3,413	2.00 %
5505171	50400-0	GROUP HEALTH INSURANCE	69,803	76,826	76,826	76,826	71,296	-7.20 %
5505171	50415-0	GROUP LIFE INSURANCE	1,271	2,347	748	2,347	2,640	12.48 %
5505171	50430-0	WORKERS COMP INSURANCE	2,043	2,123	2,123	2,123	2,407	13.38 %
5505171	50500-0	RETIREMENT/MEDICARE TAX	57,594	68,139	24,919	68,139	79,899	17.26 %
TOTAL PERSONNEL COSTS			448,731	574,957	254,205	566,957	628,889	9.38 %
5505171	50600-0	TRAINING OF PERSONNEL	1,200	2,000	0	2,000	2,000	0.00 %
5505171	50800-0	UNIFORMS	296	1,000	514	1,000	1,000	0.00 %
5505171	52000-0	LEGAL FEES	0	5,000	0	5,000	5,000	0.00 %
5505171	56100-0	SOLID WASTE	14,234,875	14,553,600	6,251,590	14,553,600	14,697,600	0.99 %
5505171	70200-0	POSTAGE/SHIPPING CHARGES	5,429	2,800	1,802	2,800	2,800	0.00 %
5505171	70300-0	PRINTING & BINDING	484	1,100	0	1,100	1,100	0.00 %

LAFAYETTE CONSOLIDATED GOVERNMENT
2024 - 2025 ADOPTED BUDGET
ANNUAL BUDGET BY FUND
ENVIRONMENTAL SERVICES FUND DETAILED PRO FORMA

<u>ACCOUNT</u>			<u>ACTUAL</u>	<u>CUR BUDGET</u>	<u>ACTUAL AT</u>	<u>PROJECTED</u>	<u>ADOPTED</u>	<u>ADOPTED</u>
			<u>FY 22-23</u>	<u>FY 23-24</u>	<u>4/30/2024</u>	<u>FY 23-24</u>	<u>FY 24-25</u>	<u>VS</u> <u>CURRENT</u>
5505171	70400-0	PUBLICATION & RECORDATION	166,950	100,000	57,435	100,000	140,000	40.00 %
5505171	70500-0	TELECOMMUNICATIONS	9,686	9,000	4,626	9,000	9,000	0.00 %
5505171	70907-0	CONTRACTUAL SERVICES	460,264	691,000	445,214	441,000	441,000	-36.18 %
5505171	70923-0	CONTR SERV-HHOLD HAZ WASTE DAY	273,943	814,107	201	814,107	250,000	-69.29 %
5505171	70992-0	CONTR SERV-PUBLIC INFO PROGRAM	33,320	97,138	0	97,138	65,824	-32.24 %
5505171	72600-0	TRANSPORTATION	15,198	10,071	5,179	10,071	10,071	0.00 %
5505171	72700-0	SUPPLIES & MATERIALS	2,173	2,200	1,003	2,200	2,200	0.00 %
5505171	78000-0	UNINSURED LOSSES	8,600	42,778	0	61,634	116,499	172.33 %
5505171	80700-0	BAD DEBT EXPENSE	529,365	250,000	0	250,000	250,000	0.00 %
5505171	89000-0	CAPITAL OUTLAY	(378)	141,000	0	141,000	9,600	-93.19 %
TOTAL NON-PERSONNEL COSTS			15,741,405	16,722,794	6,767,564	16,491,650	16,003,694	-4.30 %
5172 PW-EQ-REGULATORY COMPLIANCE			474,837	488,782	240,065	488,782	612,235	25.26 %
5505172	50000-0	PERSONNEL SALARIES	303,205	309,537	139,213	309,537	354,748	14.61 %
5505172	50100-0	TEMPORARY EMPLOYEES	0	880	0	880	880	0.00 %
5505172	50200-0	OVERTIME	1,419	1,020	100	1,020	1,040	1.96 %
5505172	50400-0	GROUP HEALTH INSURANCE	46,555	43,862	43,862	43,862	54,922	25.22 %
5505172	50415-0	GROUP LIFE INSURANCE	1,290	1,822	827	1,822	2,057	12.90 %
5505172	50430-0	WORKERS COMP INSURANCE	1,639	1,672	1,672	1,672	1,915	14.53 %
5505172	50500-0	RETIREMENT/MEDICARE TAX	64,764	66,136	29,752	66,136	72,401	9.47 %
5505172	50900-0	ACCRUED SICK/ANNUAL LEAVE	0	0	0	0	419	100.00 %
TOTAL PERSONNEL COSTS			418,872	424,929	215,426	424,929	488,382	14.93 %
5505172	50600-0	TRAINING OF PERSONNEL	10,842	8,000	3,712	8,000	8,000	0.00 %
5505172	50800-0	UNIFORMS	875	1,500	415	1,500	1,500	0.00 %
5505172	67000-0	UTILITIES	1,522	1,400	758	1,400	1,400	0.00 %
5505172	70200-0	POSTAGE/SHIPPING CHARGES	752	500	290	500	500	0.00 %
5505172	70300-0	PRINTING & BINDING	91	400	0	400	400	0.00 %
5505172	70600-0	TESTING EXPENSE	0	1,300	0	1,300	1,300	0.00 %
5505172	70765-0	TOURISM-PUBLIC EDUCATION	3,428	8,000	1,481	8,000	8,000	0.00 %
5505172	70906-0	REGULATORY FEES & PENALTIES	1,759	2,000	0	2,000	2,000	0.00 %
5505172	70907-0	CONTRACTUAL SERVICES	1,961	3,320	1,454	3,320	3,320	0.00 %
5505172	70922-0	CONTR SERV-HAZMAT MITIGATION	1,683	10,000	10,000	10,000	10,000	0.00 %
5505172	72600-0	TRANSPORTATION	26,653	20,433	5,238	20,433	20,433	0.00 %
5505172	72700-0	SUPPLIES & MATERIALS	1,490	2,000	291	2,000	2,000	0.00 %
5505172	72770-0	SUP & MAT-LANDFILL MAINT	4,909	5,000	1,000	5,000	5,000	0.00 %
5505172	89000-0	CAPITAL OUTLAY	0	0	0	0	60,000	100.00 %
TOTAL NON-PERSONNEL COSTS			55,965	63,853	24,639	63,853	123,853	93.97 %
5173 PW-EQ-SOLID WASTE-RECYCLING			1,699,929	226,722	91,052	226,722	282,284	24.51 %
5505173	50000-0	PERSONNEL SALARIES	98,080	99,489	45,093	99,489	108,974	9.53 %
5505173	50100-0	TEMPORARY EMPLOYEES	8,057	17,000	3,760	17,000	17,000	0.00 %
5505173	50200-0	OVERTIME	939	8,670	519	8,670	8,843	2.00 %
5505173	50400-0	GROUP HEALTH INSURANCE	11,624	10,952	10,952	10,952	10,952	0.00 %
5505173	50415-0	GROUP LIFE INSURANCE	415	594	266	594	650	9.43 %
5505173	50430-0	WORKERS COMP INSURANCE	526	537	537	537	589	9.68 %
5505173	50500-0	RETIREMENT/MEDICARE TAX	22,660	22,317	10,399	22,317	26,131	17.09 %
5505173	50900-0	ACCRUED SICK/ANNUAL LEAVE	0	0	0	0	58,977	100.00 %
TOTAL PERSONNEL COSTS			142,301	159,559	71,526	159,559	232,116	45.47 %
5505173	50600-0	TRAINING OF PERSONNEL	2,123	5,500	249	5,500	5,500	0.00 %
5505173	56050-0	RECYCLING	1,534,411	0	0	0	0	0.00 %
5505173	66000-0	JANITORIAL SUPPLIES & SERVICES	2,704	3,100	1,131	3,100	3,100	0.00 %
5505173	70000-0	DUES & LICENSES	810	700	0	700	700	0.00 %
5505173	70200-0	POSTAGE/SHIPPING CHARGES	11	200	0	200	200	0.00 %
			492					

**LAFAYETTE CONSOLIDATED GOVERNMENT
2024 - 2025 ADOPTED BUDGET
ANNUAL BUDGET BY FUND
ENVIRONMENTAL SERVICES FUND DETAILED PRO FORMA**

<u>ACCOUNT</u>			<u>ACTUAL</u> <u>FY 22-23</u>	<u>CUR BUDGET</u> <u>FY 23-24</u>	<u>ACTUAL AT</u> <u>4/30/2024</u>	<u>PROJECTED</u> <u>FY 23-24</u>	<u>ADOPTED</u> <u>FY 24-25</u>	<u>ADOPTED</u> <u>VS</u> <u>CURRENT</u>
5505173	70230-0	POSTAGE/SHIP-LITTER PROGRAM	0	100	0	100	100	0.00 %
5505173	70300-0	PRINTING & BINDING	0	800	0	800	800	0.00 %
5505173	70400-0	PUBLICATION & RECORDATION	0	400	0	400	400	0.00 %
5505173	70540-0	TELECOMM-LITTER PROGRAM	0	100	0	100	100	0.00 %
5505173	70765-0	TOURISM-PUBLIC EDUCATION	10,160	44,150	13,565	44,150	27,155	-38.49 %
5505173	70800-0	TRAVEL & MEETINGS	20	500	0	500	500	0.00 %
5505173	70902-0	DUPLICATING EQUIPMENT EXPENSES	774	700	279	700	700	0.00 %
5505173	70907-0	CONTRACTUAL SERVICES	1,174	2,200	414	2,200	2,200	0.00 %
5505173	70914-0	CONTR SERV-COURT COST/CITATION	0	100	0	100	100	0.00 %
5505173	72600-0	TRANSPORTATION	2,697	5,613	1,572	5,613	5,613	0.00 %
5505173	72700-0	SUPPLIES & MATERIALS	2,744	3,000	2,316	3,000	3,000	0.00 %
TOTAL NON-PERSONNEL COSTS			1,557,628	67,163	19,526	67,163	50,168	-25.30 %
5174 PW-EQ-SOLID WASTE-COMPOSTING			675,919	2,278,426	1,393,248	2,278,426	851,238	-62.64 %
5505174	50000-0	PERSONNEL SALARIES	111,502	155,990	69,460	155,990	177,706	13.92 %
5505174	50200-0	OVERTIME	12,399	8,701	2,149	8,701	8,875	2.00 %
5505174	50400-0	GROUP HEALTH INSURANCE	29,119	21,904	21,904	21,904	21,904	0.00 %
5505174	50415-0	GROUP LIFE INSURANCE	493	930	358	930	1,060	13.98 %
5505174	50430-0	WORKERS COMP INSURANCE	838	842	842	842	960	14.01 %
5505174	50500-0	RETIREMENT/MEDICARE TAX	15,628	18,200	8,321	18,200	20,851	14.57 %
TOTAL PERSONNEL COSTS			169,979	206,567	103,034	206,567	231,356	12.00 %
5505174	50600-0	TRAINING OF PERSONNEL	0	1,000	0	1,000	1,000	0.00 %
5505174	50800-0	UNIFORMS	1,324	1,900	714	1,900	1,900	0.00 %
5505174	60000-0	BUILDING MAINTENANCE	0	1,500	0	1,500	1,500	0.00 %
5505174	63000-0	EQUIPMENT MAINTENANCE	0	450	0	450	450	0.00 %
5505174	66000-0	JANITORIAL SUPPLIES & SERVICES	52	300	0	300	300	0.00 %
5505174	67000-0	UTILITIES	4,118	3,500	1,895	3,500	3,500	0.00 %
5505174	70300-0	PRINTING & BINDING	0	1,000	988	1,000	1,000	0.00 %
5505174	70500-0	TELECOMMUNICATIONS	1,506	1,500	750	800	800	-46.67 %
5505174	70906-0	REGULATORY FEES & PENALTIES	1,628	1,700	0	1,700	1,700	0.00 %
5505174	70907-0	CONTRACTUAL SERVICES	251,262	134,400	1,079	135,100	135,100	0.52 %
5505174	70993-0	CONTR SERV-BAG HANDLING	102,421	341,843	19,553	341,843	222,132	-35.02 %
5505174	72600-0	TRANSPORTATION	56,379	109,500	49,247	109,500	109,500	0.00 %
5505174	72700-0	SUPPLIES & MATERIALS	(194)	1,000	342	1,000	1,000	0.00 %
5505174	89000-0	CAPITAL OUTLAY	87,444	1,472,266	1,215,646	1,472,266	140,000	-90.49 %
TOTAL NON-PERSONNEL COSTS			505,940	2,071,859	1,290,214	2,071,859	619,882	-70.08 %
5175 PW-EQ-ADJUDICATION BUREAU			11,261	27,300	6,175	27,300	29,300	7.33 %
5505175	52000-0	LEGAL FEES	8,003	5,000	4,759	5,000	7,000	40.00 %
5505175	70200-0	POSTAGE/SHIPPING CHARGES	1,217	3,000	499	3,000	3,000	0.00 %
5505175	70300-0	PRINTING & BINDING	0	1,300	0	1,300	1,300	0.00 %
5505175	70400-0	PUBLICATION & RECORDATION	0	3,000	0	3,000	3,000	0.00 %
5505175	70907-0	CONTRACTUAL SERVICES	0	5,000	0	5,000	5,000	0.00 %
5505175	71028-0	CONTR SERV-HEARING OFFICERS	2,041	10,000	917	10,000	10,000	0.00 %
TOTAL NON-PERSONNEL COSTS			11,261	27,300	6,175	27,300	29,300	7.33 %
GRAND TOTAL EXPENDITURES			19,951,024	22,266,980	9,035,459	22,372,547	19,490,924	-12.47 %
NET INCREASE (DECREASE)			909,857	(2,772,252)	376,944	(2,749,232)	532,262	-119.20 %

**LAFAYETTE CONSOLIDATED GOVERNMENT
2024 - 2025 ADOPTED BUDGET
CAPITAL APPROPRIATION FOR ENVIRONMENTAL SERVICES FUND**

ADOPTED
FY 24-25

SECTION ACCOUNT ACTIVITY

FUND 550 ENVIRONMENTAL SERVICES FUND			
<u>5171 - PW-EQ-CODE ENFORCEMENT</u>			
5505171	89000-0	CAPITAL OUTLAY	9,600
		550257000575171 RPL MIDSIZE SEDAN-1	9,600
TOTAL SECTION 5171 PW-EQ-CODE ENFORCEMENT			9,600
<u>5172 - PW-EQ-REGULATORY COMPLIANCE</u>			
5505172	89000-0	CAPITAL OUTLAY	60,000
		550259000065172 RPL FENCE/STUMP REMOVAL	60,000
TOTAL SECTION 5172 PW-EQ-REGULATORY COMPLIANCE			60,000
<u>5174 - PW-EQ-SOLID WASTE-COMPOSTING</u>			
5505174	89000-0	CAPITAL OUTLAY	140,000
		550257001105174 FRONT END LOADER TRACKS	140,000
TOTAL SECTION 5174 PW-EQ-SOLID WASTE-COMPOSTING			140,000
TOTAL DIV PW-EQ PW-ENVIRONMENTAL QUALITY			209,600
TOTAL DEPT 050 PUBLIC WORKS DEPARTMENT			209,600
TOTAL FUND 550 ENVIRONMENTAL SERVICES FUND			209,600

**LAFAYETTE CONSOLIDATED GOVERNMENT
2024 - 2025 ADOPTED BUDGET
MANNING TABLE FOR ENVIRONMENTAL SERVICES FUND**

	PERSONNEL			CUR BUDGET FY 23-24	PROJECTED FY 23-24	ADOPTED FY 24-25
	CUR	PROJ	ADP			
FUND 550 - ENVIRONMENTAL SERVICES FUND	26	26	26	1,051,646	1,051,646	1,205,601
PUBLIC WORKS DEPARTMENT	26	26	26	1,051,646	1,051,646	1,205,601
PW-ENVIRONMENTAL QUALITY	26	26	26	1,051,646	1,051,646	1,205,601
AF 1032 SECRETARY I	1	1	1	27,581	27,581	33,759
AF 4031 ENVIRON QUALITY MANAGER	1	1	1	80,852	80,852	84,741
TOTAL PERSONNEL 5170 PW-EQ-ADMINISTRATION	2	2	2	108,433	108,433	118,500
AF 1012 CLERK III	1	1	1	36,380	36,380	42,973
AF 4027 ENVIRON SERVICES INSPECTOR	7	7	7	227,753	227,753	266,284
AF 4029 ENVIRON CODES SUPERVISOR	1	1	1	61,758	61,758	66,043
AF 5011 DISPATCHER	2	2	2	52,304	52,304	70,373
TOTAL PERSONNEL 5171 PW-EQ-CODE ENFORCEMENT	11	11	11	378,195	378,195	445,673
AF 2040 CIVIL ENGINEERING AIDE III	2	2	2	78,275	78,275	93,324
AF 4013 LABOR FOREMAN I	1	1	1	27,851	27,851	34,070
AF 4102 EQUIPMENT OPERATOR II	1	1	1	26,935	26,935	38,002
AF 5033 REGULATORY COMP SPECIALIST	1	1	1	50,094	50,094	54,649
AF 5034 REGULATORY COMP OFFICER	1	1	1	59,598	59,598	63,883
AF 5047 REGULATORY COMP SUPERVISOR	1	1	1	66,785	66,785	70,820
TOTAL PERSONNEL 5172 PW-EQ-REGULATORY COMPLIANCE	7	7	7	309,538	309,538	354,748
AF 4025 RECYCLING SPECIALIST	1	1	1	47,081	47,081	51,969
AF 4036 RECYCLING SUPERVISOR	1	1	1	52,408	52,408	57,005
TOTAL PERSONNEL 5173 PW-EQ-SOLID WASTE-RECYCLING	2	2	2	99,489	99,489	108,974
AF 4032 COMPOST FACILITY OPERATOR	3	3	3	114,874	114,874	131,410
AF 4035 COMPOST FACILITY FOREMAN	1	1	1	41,117	41,117	46,296
TOTAL PERSONNEL 5174 PW-EQ-SOLID WASTE-COMPOSTING	4	4	4	155,991	155,991	177,706
GRAND TOTAL	26	26	26	1,051,646	1,051,646	1,205,601

* PART TIME POSITION



FUND 551 – CNG SERVICE STATION



**LAFAYETTE CONSOLIDATED GOVERNMENT
2024 - 2025 ADOPTED BUDGET
ANNUAL BUDGET BY FUND**

551 CNG SERVICE STATION FUND PRO FORMA

	Actual FY 22/23	Cur Budget FY 23/24	Actual At FY 23/24	Projected FY 23/24	Adopted FY 24/25
ESTIMATED REVENUES:					
CHARGES FOR SERVICES	46,346	69,404	9,200	52,292	52,292
INTEREST EARNINGS	26,382	7,391	15,572	26,298	26,298
MISCELLANEOUS REVENUES	281,915	325,068	84,834	159,580	159,568
TOTAL REVENUES	354,643	401,863	109,606	238,170	238,158
ESTIMATED EXPENDITURES:					
PUBLIC WORKS DEPARTMENT	226,759	254,884	55,218	254,884	250,480
NET INCREASE (DECREASE)	127,884	146,979	54,388	(16,714)	(12,322)

**LAFAYETTE CONSOLIDATED GOVERNMENT
2024 - 2025 ADOPTED BUDGET
ANNUAL BUDGET BY FUND
CNG SERVICE STATION FUND DETAILED PRO FORMA**

<u>ACCOUNT</u>	<u>ACTUAL</u> <u>FY 22-23</u>	<u>CUR BUDGET</u> <u>FY 23-24</u>	<u>ACTUAL AT</u> <u>4/30/2024</u>	<u>PROJECTED</u> <u>FY 23-24</u>	<u>ADOPTED</u> <u>FY 24-25</u>	<u>ADOPTED</u> <u>VS</u> <u>CURRENT</u>
ESTIMATED REVENUES:						
CHARGES FOR SERVICES	46,346	69,404	9,200	52,292	52,292	-24.66 %
5510999 43915-0 CNG-PUBLIC	46,346	69,404	9,200	52,292	52,292	-24.66 %
INTEREST EARNINGS	26,382	7,391	15,572	26,298	26,298	255.81 %
5510999 47000-0 INTEREST ON INVESTMENTS	20,714	7,391	15,572	26,298	26,298	255.81 %
5510999 47050-0 FMV-ADJ TO INVESTMENT	5,668	0	0	0	0	0.00 %
MISCELLANEOUS REVENUES	281,915	325,068	84,834	159,580	159,568	-50.91 %
5510999 49821-0 FUEL TAX DICSOUNT	86	90	19	12	0	-100.00 %
5510999 49840-0 BILLING FOR SERVICES	281,829	324,978	84,815	159,568	159,568	-50.90 %
GRAND TOTAL REVENUES	354,643	401,863	109,606	238,170	238,158	-40.74 %
ESTIMATED EXPENSES:						
PUBLIC WORKS DEPARTMENT	226,759	254,884	55,218	254,884	250,480	-1.73 %
PW-CNG STATION	226,759	254,884	55,218	254,884	250,480	-1.73 %
5165 PW-CNG-FAST FILL STATION	226,759	254,884	55,218	254,884	250,480	-1.73 %
5515165 63000-0 EQUIPMENT MAINTENANCE	63,989	25,000	2,366	25,000	25,000	0.00 %
5515165 67000-0 UTILITIES	22,898	29,000	7,736	29,000	29,000	0.00 %
5515165 70123-614 OTHER INSURANCE PREMIUMS-RM	11,608	18,745	13,939	18,745	14,341	-23.49 %
5515165 70200-0 POSTAGE/SHIPPING CHARGES	0	50	0	50	50	0.00 %
5515165 70500-0 TELECOMMUNICATIONS	1,708	3,000	854	3,000	3,000	0.00 %
5515165 70907-0 CONTRACTUAL SERVICES	4,262	5,000	0	5,000	5,000	0.00 %
5515165 70915-0 CONTR SERV-CREDIT CARD EXP	12,776	12,000	4,172	12,000	12,000	0.00 %
5515165 79010-0 PRODUCTION FUEL	82,389	117,146	19,678	117,146	117,146	0.00 %
5515165 80450-0 EXCISE TAX-FEDERAL	3,091	7,400	646	7,400	7,400	0.00 %
5515165 80451-0 EXCISE TAX-STATE	24,038	37,543	5,827	37,543	37,543	0.00 %
TOTAL NON-PERSONNEL COSTS	226,759	254,884	55,218	254,884	250,480	-1.73 %
GRAND TOTAL EXPENDITURES	226,759	254,884	55,218	254,884	250,480	-1.73 %
NET INCREASE (DECREASE)	127,884	146,979	54,388	(16,714)	(12,322)	-108.38 %

FUND 605 – UNEMPLOYMENT
COMPENSATION FUND



**LAFAYETTE CONSOLIDATED GOVERNMENT
2024 - 2025 ADOPTED BUDGET
ANNUAL BUDGET BY FUND**

605 UNEMPLOYMENT COMPENSATION FUND PRO FORMA

	Actual FY 22/23	Cur Budget FY 23/24	Actual At FY 23/24	Projected FY 23/24	Adopted FY 24/25
ESTIMATED REVENUES:					
INTERNAL TRANSFERS	11,582	89,000	11,025	89,000	89,000
ESTIMATED EXPENDITURES:					
EO-EXECUTIVE	11,582	89,000	7,007	89,000	89,000
NET INCREASE (DECREASE)	-	-	4,018	-	-

**LAFAYETTE CONSOLIDATED GOVERNMENT
2024 - 2025 ADOPTED BUDGET
ANNUAL BUDGET BY FUND
UNEMPLOYMENT COMPENSATION FUND DETAILED PRO FORMA**

<u>ACCOUNT</u>	<u>ACTUAL</u> <u>FY 22-23</u>	<u>CUR BUDGET</u> <u>FY 23-24</u>	<u>ACTUAL AT</u> <u>4/30/2024</u>	<u>PROJECTED</u> <u>FY 23-24</u>	<u>ADOPTED</u> <u>FY 24-25</u>	<u>ADOPTED</u> <u>VS</u> <u>CURRENT</u>
ESTIMATED REVENUES:						
INTERNAL TRANSFERS	11,582	89,000	11,025	89,000	89,000	0.00 %
6050999 48500-101 CONTR FROM CITY GENERAL FUND	11,025	65,000	11,025	65,000	65,000	0.00 %
6050999 48500-502 CONTR FROM UTILITIES O & M	557	18,000	0	18,000	18,000	0.00 %
6050999 48500-532 CONTR FROM COMM SYSTEMS O & M	0	6,000	0	6,000	6,000	0.00 %
GRAND TOTAL REVENUES	11,582	89,000	11,025	89,000	89,000	0.00 %
ESTIMATED EXPENSES:						
EO-EXECUTIVE	11,582	89,000	7,007	89,000	89,000	0.00 %
EO-CAO-HUMAN RESOURCES	11,582	89,000	7,007	89,000	89,000	0.00 %
2161 EO-CAO-HUMAN RESOURCES	11,582	89,000	7,007	89,000	89,000	0.00 %
6052161 50705-0 UNEMP COMP-COMM SYSTEM	0	6,000	0	6,000	6,000	0.00 %
6052161 50710-0 UNEMP COMP-GENERAL FUND	11,025	65,000	7,007	65,000	65,000	0.00 %
6052161 50715-0 UNEMP COMP-UTILITY FUND	557	18,000	0	18,000	18,000	0.00 %
TOTAL PERSONNEL COSTS	11,582	89,000	7,007	89,000	89,000	0.00 %
GRAND TOTAL EXPENDITURES	11,582	89,000	7,007	89,000	89,000	0.00 %
NET INCREASE (DECREASE)	0	0	4,018	0	0	0.00 %

FUND 607 – GROUP HOSPITALIZATION
FUND



**LAFAYETTE CONSOLIDATED GOVERNMENT
2024 - 2025 ADOPTED BUDGET
ANNUAL BUDGET BY FUND**

607 GROUP HOSPITALIZATION FUND PRO FORMA

	Actual FY 22/23	Cur Budget FY 23/24	Actual At FY 23/24	Projected FY 23/24	Adopted FY 24/25
ESTIMATED REVENUES:					
CHARGES FOR SERVICES	22,584,406	21,889,529	20,115,866	21,889,529	21,631,995
INTEREST EARNINGS	1,424,123	85,290	951,464	1,452,780	985,000
OTHER REVENUES	3,807,399	4,594,420	1,768,197	4,594,420	4,518,006
MISCELLANEOUS REVENUES	2,071,662	30,000	107,363	131,718	4,453,069
TOTAL REVENUES	29,887,590	26,599,239	22,942,890	28,068,447	31,588,070
ESTIMATED EXPENDITURES:					
EO-LEGISLATIVE/JUDICIAL/OTHER	3,197	3,197	-	3,197	4,496
OFFICE OF FINANCE & MANAGEMENT	26,623,662	28,074,609	9,241,450	25,074,609	31,583,574
TOTAL EXPENDITURES	26,626,859	28,077,806	9,241,450	25,077,806	31,588,070
NET INCREASE (DECREASE)	3,260,731	(1,478,567)	13,701,440	2,990,641	-

**LAFAYETTE CONSOLIDATED GOVERNMENT
2024 - 2025 ADOPTED BUDGET
ANNUAL BUDGET BY FUND
GROUP HOSPITALIZATION FUND DETAILED PRO FORMA**

ACCOUNT	ACTUAL FY 22-23	CUR BUDGET FY 23-24	ACTUAL AT 4/30/2024	PROJECTED FY 23-24	ADOPTED FY 24-25	ADOPTED VS CURRENT
ESTIMATED REVENUES:						
CHARGES FOR SERVICES	22,584,406	21,889,529	20,115,866	21,889,529	21,631,995	-1.18 %
6070999 43100-0 CITY/PARISH INS CONTRIBUTIONS	20,664,969	19,620,317	19,111,985	19,620,317	19,323,728	-1.51 %
6070999 43105-0 RETIREES & CONTRACTUAL CONTR	1,296,844	1,435,938	610,143	1,435,938	1,430,905	-0.35 %
6070999 43110-0 LIFE INSURANCE CONTRIBUTIONS	622,593	833,274	393,738	833,274	877,362	5.29 %
INTEREST EARNINGS	1,424,123	85,290	951,464	1,452,780	985,000	1,054.88 %
6070999 47000-0 INTEREST ON INVESTMENTS	1,133,243	85,290	951,464	1,452,780	985,000	1,054.88 %
6070999 47050-0 FMV-ADJ TO INVESTMENT	290,880	0	0	0	0	0.00 %
OTHER REVENUES	3,807,399	4,594,420	1,768,197	4,594,420	4,518,006	-1.66 %
6070999 49618-0 EMPLOYEE CONTRIBUTIONS	3,807,399	4,594,420	1,768,197	4,594,420	4,518,006	-1.66 %
MISCELLANEOUS REVENUES	2,071,662	30,000	107,363	131,718	4,453,069	4,743.56 %
6070999 49800-0 MISCELLANEOUS REVENUES	5	0	6	6	0	0.00 %
6070999 49801-0 MISC REV-PY ADJUSTMENT	3,250	0	0	0	0	0.00 %
6070999 49888-0 SUBROGATION-MEDICAL	0	30,000	0	30,000	30,000	0.00 %
6070999 49895-0 STOP LOSS RECOVERY	2,068,407	0	107,357	101,712	0	0.00 %
6070999 49897-0 PRESCRIPTION REBATES	0	0	0	0	4,423,069	0.00 %
GRAND TOTAL REVENUES	29,887,590	26,599,239	22,942,890	28,068,447	31,588,070	18.76 %
ESTIMATED EXPENSES:						
EO-LEGISLATIVE/JUDICIAL/OTHER	3,197	3,197	0	3,197	4,496	40.63 %
EO-COUNCIL OFFICE	3,197	3,197	0	3,197	4,496	40.63 %
1100 EO-COUNCIL OFFICE ADMIN	3,197	3,197	0	3,197	4,496	40.63 %
6071100 53000-0 AUDITING FEES	3,197	3,197	0	3,197	4,496	40.63 %
TOTAL NON-PERSONNEL COSTS	3,197	3,197	0	3,197	4,496	40.63 %
OFFICE OF FINANCE & MANAGEMENT	26,623,662	28,074,609	9,241,450	25,074,609	31,583,574	12.50 %
FM-GENERAL ACCOUNTS	4,599	7,808	3,239	7,808	8,415	7.77 %
0170 FM-GENERAL ACCOUNTS	4,599	7,808	3,239	7,808	8,415	7.77 %
6070170 76474-0 EXT APP-MERS	4,599	7,808	3,239	7,808	8,415	7.77 %
TOTAL PERSONNEL COSTS	4,599	7,808	3,239	7,808	8,415	7.77 %
FM-RISK MANAGEMENT & GROUP INSURANCE	26,619,063	28,066,801	9,238,211	25,066,801	31,575,159	12.50 %
2181 FM-GROUP INSURANCE & WELLNESS	26,619,063	28,066,801	9,238,211	25,066,801	31,575,159	12.50 %
6072181 50000-0 PERSONNEL SALARIES	57,496	64,955	29,440	64,955	76,353	17.55 %
6072181 50100-0 TEMPORARY EMPLOYEES	0	15,700	0	15,700	15,700	0.00 %
6072181 50200-0 OVERTIME	1,004	3,100	554	3,100	3,162	2.00 %
6072181 50400-0 GROUP HEALTH INSURANCE	11,624	10,952	10,952	10,952	16,482	50.49 %
6072181 50415-0 GROUP LIFE INSURANCE	236	388	174	388	456	17.53 %
6072181 50430-0 WORKERS COMP INSURANCE	348	351	351	351	413	17.66 %
6072181 50500-0 RETIREMENT/MEDICARE TAX	7,523	8,004	3,864	8,004	12,291	53.56 %
TOTAL PERSONNEL COSTS	78,231	103,450	45,335	103,450	124,857	20.69 %
6072181 50600-0 TRAINING OF PERSONNEL	0	4,000	0	4,000	4,000	0.00 %
6072181 50800-0 UNIFORMS	0	2,500	0	2,500	2,500	0.00 %
6072181 51000-0 ADMINISTRATIVE COST	415,000	450,000	0	450,000	500,000	11.11 %

**LAFAYETTE CONSOLIDATED GOVERNMENT
2024 - 2025 ADOPTED BUDGET
ANNUAL BUDGET BY FUND
GROUP HOSPITALIZATION FUND DETAILED PRO FORMA**

<u>ACCOUNT</u>	<u>ACTUAL</u> <u>FY 22-23</u>	<u>CUR BUDGET</u> <u>FY 23-24</u>	<u>ACTUAL AT</u> <u>4/30/2024</u>	<u>PROJECTED</u> <u>FY 23-24</u>	<u>ADOPTED</u> <u>FY 24-25</u>	<u>ADOPTED</u> <u>VS</u> <u>CURRENT</u>
6072181 52000-0 LEGAL FEES	4,580	25,000	1,080	25,000	25,000	0.00 %
6072181 56045-0 WELLNESS PROGRAM	0	13,500	0	18,500	18,500	37.04 %
6072181 56110-0 PHYSICALS	77,498	50,000	47,627	45,000	45,000	-10.00 %
6072181 63000-0 EQUIPMENT MAINTENANCE	0	1,500	0	1,500	1,500	0.00 %
6072181 70000-0 DUES & LICENSES	0	5,907	0	5,907	5,907	0.00 %
6072181 70108-0 INS PREM-EMPLOYEE LIFE	807,352	833,274	401,754	833,274	877,362	5.29 %
6072181 70121-0 MEDICAL CLAIMS	14,019,953	16,959,317	3,732,289	16,958,994	22,080,399	30.20 %
6072181 70122-0 MED CLAIMS-PRESCRIPTIONS	8,581,845	6,151,955	3,596,927	3,151,955	4,423,069	-28.10 %
6072181 70123-0 OTHER INSURANCE PREMIUMS	1,342,412	1,440,000	712,735	1,440,000	1,440,000	0.00 %
6072181 70123-614 OTHER INSURANCE PREMIUMS-RM	0	154	0	154	150	-2.60 %
6072181 70124-0 INS PREM-RETIREE MIT PART A	0	5,000	0	5,000	5,000	0.00 %
6072181 70150-0 PPACA-PCORI FEES	10,199	9,372	0	9,372	9,372	0.00 %
6072181 70200-0 POSTAGE/SHIPPING CHARGES	2,586	5,000	1,830	5,000	5,000	0.00 %
6072181 70300-0 PRINTING & BINDING	119	6,000	0	11,000	11,000	83.33 %
6072181 70400-0 PUBLICATION & RECORDATION	0	260	0	260	260	0.00 %
6072181 70500-0 TELECOMMUNICATIONS	11,964	25,988	324	25,988	25,988	0.00 %
6072181 70902-0 DUPLICATING EQUIPMENT EXPENSES	621	624	311	624	624	0.00 %
6072181 70907-0 CONTRACTUAL SERVICES	1,244,319	1,946,000	677,903	1,946,000	1,946,000	0.00 %
6072181 72460-0 SUP & MAT-VACCINATIONS	10,219	13,000	9,035	8,000	8,000	-38.46 %
6072181 72700-0 SUPPLIES & MATERIALS	12,165	15,000	11,061	15,000	15,000	0.00 %
6072181 78000-0 UNINSURED LOSSES	0	0	0	323	671	100.00 %
TOTAL NON-PERSONNEL COSTS	26,540,832	27,963,351	9,192,876	24,963,351	31,450,302	12.47 %
GRAND TOTAL EXPENDITURES	26,626,859	28,077,806	9,241,450	25,077,806	31,588,070	12.50 %
NET INCREASE (DECREASE)	3,260,731	(1,478,567)	13,701,440	2,990,641	0	-100.00 %

**LAFAYETTE CONSOLIDATED GOVERNMENT
2024 - 2025 ADOPTED BUDGET
MANNING TABLE FOR GROUP HOSPITALIZATION FUND**

	<u>PERSONNEL</u>			<u>CUR BUDGET</u> <u>FY 23-24</u>	<u>PROJECTED</u> <u>FY 23-24</u>	<u>ADOPTED</u> <u>FY 24-25</u>
	<u>CUR</u>	<u>PROJ</u>	<u>ADP</u>			
FUND 607 - GROUP HOSPITALIZATION FUND	2	2	2	64,955	64,955	76,353
OFFICE OF FINANCE & MANAGEMENT	2	2	2	64,955	64,955	76,353
FM-RISK MANAGEMENT & GROUP INSURANCE	2	2	2	64,955	64,955	76,353
AF 1012 CLERK III	2	2	2	64,955	64,955	76,353
TOTAL PERSONNEL 2181 FM-GROUP INSURANCE & WELLNESS	2	2	2	64,955	64,955	76,353
GRAND TOTAL	2	2	2	64,955	64,955	76,353

* PART TIME POSITION

FUND 614 – RISK MGMT FD-GENERAL GOVT



**LAFAYETTE CONSOLIDATED GOVERNMENT
2024 - 2025 ADOPTED BUDGET
ANNUAL BUDGET BY FUND**

614 RISK MGMT FD-GENERAL GOV'T PRO FORMA

	Actual FY 22/23	Cur Budget FY 23/24	Actual At FY 23/24	Projected FY 23/24	Adopted FY 24/25
ESTIMATED REVENUES:					
CHARGES FOR SERVICES	10,929,356	11,165,451	4,974,055	12,972,082	14,215,164
INTEREST EARNINGS	90,860	25,149	21,000	53,504	63,000
MISCELLANEOUS REVENUES	511,100	40,000	139,586	113,501	40,000
TOTAL REVENUES	11,531,316	11,230,600	5,134,641	13,139,087	14,318,164
ESTIMATED EXPENDITURES:					
EO-LEGISLATIVE/JUDICIAL/OTHER	4,900	4,900	-	4,900	6,891
OFFICE OF FINANCE & MANAGEMENT	18,841,177	13,066,958	8,771,759	15,648,589	14,311,273
TOTAL EXPENDITURES	18,846,077	13,071,858	8,771,759	15,653,489	14,318,164
NET INCREASE (DECREASE)	(7,314,761)	(1,841,258)	(3,637,118)	(2,514,402)	-

**LAFAYETTE CONSOLIDATED GOVERNMENT
2024 - 2025 ADOPTED BUDGET
ANNUAL BUDGET BY FUND
RISK MGMT FD-GENERAL GOV'T DETAILED PRO FORMA**

ACCOUNT	ACTUAL FY 22-23	CUR BUDGET FY 23-24	ACTUAL AT 4/30/2024	PROJECTED FY 23-24	ADOPTED FY 24-25	ADOPTED VS CURRENT
ESTIMATED REVENUES:						
CHARGES FOR SERVICES	10,929,356	11,165,451	4,974,055	12,972,082	14,215,164	27.31 %
6140999 43080-0 LOSS ACCOUNTS-GENERAL GOV'T	5,628,665	3,978,796	0	5,458,658	7,672,259	92.83 %
6140999 43081-0 LOSS ACCOUNTS-UTILITIES FUND	1,009,314	480,793	0	798,467	1,151,273	139.45 %
6140999 43082-0 LOSS ACCOUNTS-COMM. FUND	675	0	0	9,095	66,601	0.00 %
6140999 43090-0 PREMIUMS-GENERAL GOV'T	2,458,256	3,684,936	2,781,574	3,684,936	3,041,746	-17.45 %
6140999 43091-0 PREMIUMS-UTILITY SYSTEM	1,751,369	2,884,541	2,096,290	2,884,541	2,185,252	-24.24 %
6140999 43092-0 PREMIUMS-COMMUNICATIONS SYSTEM	81,077	136,385	96,191	136,385	98,033	-28.12 %
INTEREST EARNINGS	90,860	25,149	21,000	53,504	63,000	150.51 %
6140999 47000-0 INTEREST ON INVESTMENTS	34,986	25,149	21,000	53,504	63,000	150.51 %
6140999 47050-0 FMV-ADJ TO INVESTMENT	55,874	0	0	0	0	0.00 %
MISCELLANEOUS REVENUES	511,100	40,000	139,586	113,501	40,000	0.00 %
6140999 49800-0 MISCELLANEOUS REVENUES	0	0	250	0	0	0.00 %
6140999 49879-0 SUBROGATION	0	40,000	0	40,000	40,000	0.00 %
6140999 49880-0 SUBROGATION-WORKERS COMP	1,270	0	0	0	0	0.00 %
6140999 49882-0 SUBROGATION-FIRE/EXT COVERAGE	204,118	0	26,420	10,219	0	0.00 %
6140999 49884-0 SUBROGATION-GENERAL LIABILITY	20,272	0	0	0	0	0.00 %
6140999 49886-0 SUBROGATION-FLEET COLLISION	285,340	0	112,916	63,282	0	0.00 %
6140999 49887-0 SUBROGATION-AUTO LIABILITY	100	0	0	0	0	0.00 %
GRAND TOTAL REVENUES	11,531,316	11,230,600	5,134,641	13,139,087	14,318,164	27.49 %
ESTIMATED EXPENSES:						
EO-LEGISLATIVE/JUDICIAL/OTHER	4,900	4,900	0	4,900	6,891	40.63 %
EO-COUNCIL OFFICE	4,900	4,900	0	4,900	6,891	40.63 %
1100 EO-COUNCIL OFFICE ADMIN	4,900	4,900	0	4,900	6,891	40.63 %
6141100 53000-0 AUDITING FEES	4,900	4,900	0	4,900	6,891	40.63 %
TOTAL NON-PERSONNEL COSTS	4,900	4,900	0	4,900	6,891	40.63 %
OFFICE OF FINANCE & MANAGEMENT	18,841,177	13,066,958	8,771,759	15,648,589	14,311,273	9.52 %
FM-RISK MANAGEMENT & GROUP INSURANCE	18,841,177	13,066,958	8,771,759	15,648,589	14,311,273	9.52 %
2180 FM-RISK MANAGEMENT	18,841,177	13,066,958	8,771,759	15,648,589	14,311,273	9.52 %
ACH AWARDS-SAFETY/COMM						
6142180 50910-3001 MEETING	41,393	31,000	268	31,000	31,000	0.00 %
6142180 70100-3001 INS PREM-WORKERS COMP	429,730	633,958	267,093	633,958	678,116	6.97 %
6142180 70100-3002 INS PREM-GENERAL LIABILITY	152,407	140,000	34,137	140,000	166,000	18.57 %
6142180 70100-3003 INS PREM-FIRE & EXT COVERAGE	2,125,300	3,682,225	2,680,810	3,682,225	2,715,840	-26.24 %
6142180 70100-3004 INS PREM-BOILER & MACHINERY	1,164,212	1,979,025	1,477,214	1,979,025	1,496,517	-24.38 %
6142180 70100-3010 INS PREM-MONIES & SECURITIES	9,965	10,045	9,885	10,045	10,045	0.00 %
6142180 70100-3011 INS PREM-EMP PERFORM BOND	0	2,538	0	2,538	2,538	0.00 %
6142180 70100-3012 INS PREM-DIR FIDELITY BOND	5,954	6,096	4,388	6,096	4,000	-34.38 %
6142180 70100-3014 INS PREM-NURSE'S BOND LIAB	0	200	0	200	200	0.00 %
6142180 70100-3018 INS PREM-A D & D AUX POLICE	1,500	5,250	0	5,250	5,250	0.00 %
6142180 70100-3019 INS PREM-NOTARY BOND	0	5,000	0	5,000	5,000	0.00 %
6142180 70100-3022 INS PREM-ATAC LIABILITY	0	5,000	0	5,000	5,000	0.00 %
6142180 70100-3023 INS PREM-MISC LIABILITY	211,727	230,000	205,881	230,000	230,000	0.00 %

**LAFAYETTE CONSOLIDATED GOVERNMENT
2024 - 2025 ADOPTED BUDGET
ANNUAL BUDGET BY FUND
RISK MGMT FD-GENERAL GOV'T DETAILED PRO FORMA**

<u>ACCOUNT</u>			<u>ACTUAL</u> <u>FY 22-23</u>	<u>CUR BUDGET</u> <u>FY 23-24</u>	<u>ACTUAL AT</u> <u>4/30/2024</u>	<u>PROJECTED</u> <u>FY 23-24</u>	<u>ADOPTED</u> <u>FY 24-25</u>	<u>ADOPTED</u> <u>VS</u> <u>CURRENT</u>
6142180	70100-3024	INS PREM-CITY COURT LIABILITY	9,515	6,000	4,600	6,000	6,000	0.00 %
6142180	70100-3026	INS PREM-CNG EXCISE TAX BOND	525	525	525	525	525	0.00 %
6142180	77000-3001	RESERVE-WORKERS COMPENSATION	2,095,528	2,312,272	2,034,928	3,199,617	3,504,195	51.55 %
6142180	77000-3002	RESERVE-GENERAL LIABILITY	1,628,375	1,345,409	749,858	1,686,965	1,459,136	8.45 %
6142180	77000-3003	RESERVE-FIRE & EXT COVERAGE	174,918	465,682	103,731	219,542	381,098	-18.16 %
6142180	77000-3004	RESERVE-BOILER & MACHINERY	0	26,413	0	26,413	0	-100.00 %
6142180	77000-3005	RESERVE-SELF INSURED	15,231	(13,570)	2,180	(8,243)	7,286	-153.69 %
6142180	77000-3007	RESERVE-FLEET COLLISION	597,518	525,617	303,078	473,405	733,327	39.52 %
6142180	77000-3008	RESERVE-ERRORS & OMISSIONS	552,122	336,001	126,493	443,482	453,280	34.90 %
6142180	77000-3010	RESERVE-MONIES & SECURITIES	0	(22)	0	(22)	241,192	6,427.27 %
6142180	77000-3014	RESERVE-NURSES BOND LIAB	0	2	0	2	1	-50.00 %
6142180	77000-3020	RESERVE-CONTINGENCY	0	287,922	0	287,922	82,822	-71.23 %
6142180	77000-3021	RESERVE-AUTO LIABILITY	9,625,257	1,043,180	766,690	2,581,454	2,086,905	100.05 %
6142180	77000-3022	RESERVE-ATAC LIABILITY	0	500	0	500	500	0.00 %
6142180	77000-3023	RESERVE-MISC LIABILITY	0	0	0	0	5,000	100.00 %
6142180	77000-3024	RESERVE-CITY COURT LIABILITY	0	690	0	690	500	-27.54 %
TOTAL NON-PERSONNEL COSTS			18,841,177	13,066,958	8,771,759	15,648,589	14,311,273	9.52 %
GRAND TOTAL EXPENDITURES			18,846,077	13,071,858	8,771,759	15,653,489	14,318,164	9.53 %
NET INCREASE (DECREASE)			(7,314,761)	(1,841,258)	(3,637,118)	(2,514,402)	0	-100.00 %



FUND 702 – CENTRAL VEHICLE
MAINTENANCE FD



**LAFAYETTE CONSOLIDATED GOVERNMENT
2024 - 2025 ADOPTED BUDGET
ANNUAL BUDGET BY FUND**

702 CENTRAL VEHICLE MAINTENANCE FD PRO FORMA

	Actual FY 22/23	Cur Budget FY 23/24	Actual At FY 23/24	Projected FY 23/24	Adopted FY 24/25
ESTIMATED REVENUES:					
LICENSES AND PERMITS	620	1,980	180	570	1,980
INTEREST EARNINGS	34,355	7,534	15,418	32,284	32,284
OTHER REVENUES	564,652	-	1,456,936	6,294	-
MISCELLANEOUS REVENUES	9,617,465	9,280,831	4,330,104	9,435,677	9,426,391
TOTAL REVENUES	10,217,092	9,290,345	5,802,638	9,474,825	9,460,655
ESTIMATED EXPENDITURES:					
EO-LEGISLATIVE/JUDICIAL/OTHER	2,877	2,877	-	2,877	4,046
OFFICE OF FINANCE & MANAGEMENT	44,723	75,922	31,496	75,922	81,827
PUBLIC WORKS DEPARTMENT	9,331,983	8,365,696	4,491,815	8,360,586	8,310,929
TOTAL EXPENDITURES	9,379,583	8,444,495	4,523,311	8,439,385	8,396,802
NET INCREASE (DECREASE)	837,509	845,850	1,279,327	1,035,440	1,063,853

**LAFAYETTE CONSOLIDATED GOVERNMENT
2024 - 2025 ADOPTED BUDGET
ANNUAL BUDGET BY FUND
CENTRAL VEHICLE MAINTENANCE FD DETAILED PRO FORMA**

<u>ACCOUNT</u>	<u>ACTUAL FY 22-23</u>	<u>CUR BUDGET FY 23-24</u>	<u>ACTUAL AT 4/30/2024</u>	<u>PROJECTED FY 23-24</u>	<u>ADOPTED FY 24-25</u>	<u>ADOPTED VS CURRENT</u>
ESTIMATED REVENUES:						
LICENSES AND PERMITS	620	1,980	180	570	1,980	0.00 %
7020999 41020-0 VEH FOR HIRE INSPECTION FEE	620	1,980	180	570	1,980	0.00 %
INTEREST EARNINGS	34,355	7,534	15,418	32,284	32,284	328.51 %
7020999 47000-0 INTEREST ON INVESTMENTS	27,000	7,534	15,418	32,284	32,284	328.51 %
7020999 47050-0 FMV-ADJ TO INVESTMENT	7,355	0	0	0	0	0.00 %
OTHER REVENUES	564,652	0	1,456,936	6,294	0	0.00 %
7020999 49115-0 GAIN/LOSS ON DISPOSAL OF PROP	564,652	0	1,456,936	6,294	0	0.00 %
MISCELLANEOUS REVENUES	9,617,465	9,280,831	4,330,104	9,435,677	9,426,391	1.57 %
7020999 49800-0 MISCELLANEOUS REVENUES	9,295	0	1,546	1,042	0	0.00 %
7020999 49801-0 MISC REV-PY ADJUSTMENT	2,468	0	8,244	8,244	0	0.00 %
7020999 49840-0 BILLING FOR SERVICES	9,602,914	9,280,831	4,320,314	9,426,391	9,426,391	1.57 %
7020999 49900-0 AUCTION PROCEEDS	2,744	0	0	0	0	0.00 %
7020999 49902-0 AUCTION PROCEEDS-ON-LINE	44	0	0	0	0	0.00 %
GRAND TOTAL REVENUES	10,217,092	9,290,345	5,802,638	9,474,825	9,460,655	1.83 %
ESTIMATED EXPENSES:						
EO-LEGISLATIVE/JUDICIAL/OTHER	2,877	2,877	0	2,877	4,046	40.63 %
EO-COUNCIL OFFICE	2,877	2,877	0	2,877	4,046	40.63 %
1100 EO-COUNCIL OFFICE ADMIN	2,877	2,877	0	2,877	4,046	40.63 %
7021100 53000-0 AUDITING FEES	2,877	2,877	0	2,877	4,046	40.63 %
TOTAL NON-PERSONNEL COSTS	2,877	2,877	0	2,877	4,046	40.63 %
OFFICE OF FINANCE & MANAGEMENT	44,723	75,922	31,496	75,922	81,827	7.78 %
FM-GENERAL ACCOUNTS	44,723	75,922	31,496	75,922	81,827	7.78 %
0170 FM-GENERAL ACCOUNTS	44,723	75,922	31,496	75,922	81,827	7.78 %
7020170 76474-0 EXT APP-MERS	44,723	75,922	31,496	75,922	81,827	7.78 %
TOTAL PERSONNEL COSTS	44,723	75,922	31,496	75,922	81,827	7.78 %
PUBLIC WORKS DEPARTMENT	9,331,983	8,365,696	4,491,815	8,360,586	8,310,929	-0.65 %
PW-VEHICLE MAINTENANCE	9,331,983	8,365,696	4,491,815	8,360,586	8,310,929	-0.65 %
5161 PW-VM-ADMINISTRATION	629,118	615,941	343,326	610,831	566,227	-8.07 %
7025161 50000-0 PERSONNEL SALARIES	218,245	221,198	100,520	221,198	248,591	12.38 %
7025161 50200-0 OVERTIME	247	1,040	215	1,040	1,061	2.02 %
7025161 50400-0 GROUP HEALTH INSURANCE	40,802	38,440	38,440	38,440	32,910	-14.39 %
7025161 50410-0 GROUP HEALTH INS-RETIRES	17,438	23,250	23,250	23,250	10,951	-52.90 %
7025161 50415-0 GROUP LIFE INSURANCE	923	1,196	591	1,196	1,337	11.79 %
7025161 50430-0 WORKERS COMP INSURANCE	1,170	1,195	1,195	1,195	1,342	12.30 %
7025161 50500-0 RETIREMENT/MEDICARE TAX	38,682	39,489	17,900	39,489	44,189	11.90 %
7025161 50900-0 ACCRUED SICK/ANNUAL LEAVE	0	0	0	0	2,707	100.00 %
TOTAL PERSONNEL COSTS	317,507	325,808	182,111	325,808	343,088	5.30 %
7025161 50600-0 TRAINING OF PERSONNEL	0	5,600	1,551	5,600	5,600	0.00 %
7025161 66000-0 JANITORIAL SUPPLIES & SERVICES	6,127	7,150	3,366	7,150	7,150	0.00 %
7025161 67000-0 UTILITIES	96,917	120,000	47,465	120,000	120,000	0.00 %

**LAFAYETTE CONSOLIDATED GOVERNMENT
2024 - 2025 ADOPTED BUDGET
ANNUAL BUDGET BY FUND
CENTRAL VEHICLE MAINTENANCE FD DETAILED PRO FORMA**

<u>ACCOUNT</u>			<u>ACTUAL</u>	<u>CUR BUDGET</u>	<u>ACTUAL AT</u>	<u>PROJECTED</u>	<u>ADOPTED</u>	<u>ADOPTED</u>
			<u>FY 22-23</u>	<u>FY 23-24</u>	<u>4/30/2024</u>	<u>FY 23-24</u>	<u>FY 24-25</u>	<u>VS</u>
								<u>CURRENT</u>
7025161	70123-614	OTHER INSURANCE PREMIUMS-RM	11,960	19,220	14,078	19,220	14,499	-24.56 %
7025161	70200-0	POSTAGE/SHIPPING CHARGES	36	150	0	150	150	0.00 %
7025161	70300-0	PRINTING & BINDING	0	200	0	200	200	0.00 %
7025161	70400-0	PUBLICATION & RECORDATION	3,363	3,500	604	3,500	5,000	42.86 %
7025161	70500-0	TELECOMMUNICATIONS	2,664	8,500	1,244	8,500	8,500	0.00 %
7025161	70907-0	CONTRACTUAL SERVICES	3,764	5,500	1,740	5,500	5,500	0.00 %
7025161	72600-0	TRANSPORTATION	7,753	8,000	6,444	8,000	8,000	0.00 %
7025161	72700-0	SUPPLIES & MATERIALS	7,013	13,100	5,846	13,100	13,100	0.00 %
7025161	78000-0	UNINSURED LOSSES	64,000	82,033	0	76,923	33,460	-59.21 %
7025161	79001-0	COST/INV USED-VEH/HIRE PERMITS	0	1,980	1,000	1,980	1,980	0.00 %
7025161	80100-0	DEPRECIATION-GEN GOV'T	108,014	0	62,698	0	0	0.00 %
7025161	89000-0	CAPITAL OUTLAY	0	15,200	15,179	15,200	0	-100.00 %
TOTAL NON-PERSONNEL COSTS			311,611	290,133	161,215	285,023	223,139	-23.09 %
5162 PW-VM-MECHANICAL REPAIR SHOP			1,331,138	1,701,301	758,100	1,701,301	1,539,923	-9.49 %
7025162	50000-0	PERSONNEL SALARIES	750,138	937,479	359,214	937,479	954,326	1.80 %
7025162	50200-0	OVERTIME	24,530	47,240	10,834	47,240	48,185	2.00 %
7025162	50400-0	GROUP HEALTH INSURANCE	233,483	175,718	175,718	175,718	159,236	-9.38 %
7025162	50415-0	GROUP LIFE INSURANCE	3,121	5,599	2,053	5,599	5,688	1.59 %
7025162	50430-0	WORKERS COMP INSURANCE	5,011	5,064	5,064	5,064	5,152	1.74 %
7025162	50500-0	RETIREMENT/MEDICARE TAX	154,405	178,953	74,939	178,953	175,926	-1.69 %
7025162	50900-0	ACCRUED SICK/ANNUAL LEAVE	0	0	0	0	14,498	100.00 %
TOTAL PERSONNEL COSTS			1,170,688	1,350,053	627,822	1,350,053	1,363,011	0.96 %
7025162	50600-0	TRAINING OF PERSONNEL	1,549	5,000	0	5,000	5,000	0.00 %
7025162	50800-0	UNIFORMS	9,982	15,000	1,833	15,000	15,000	0.00 %
7025162	60000-0	BUILDING MAINTENANCE	17,653	19,350	5,039	19,350	19,350	0.00 %
7025162	63000-0	EQUIPMENT MAINTENANCE	5,189	13,000	414	13,000	13,000	0.00 %
7025162	66000-0	JANITORIAL SUPPLIES & SERVICES	6,948	7,500	1,981	7,500	8,500	13.33 %
7025162	70000-0	DUES & LICENSES	340	650	80	650	650	0.00 %
7025162	70300-0	PRINTING & BINDING	0	250	0	250	250	0.00 %
7025162	70500-0	TELECOMMUNICATIONS	0	1,000	0	1,000	1,000	0.00 %
7025162	70907-0	CONTRACTUAL SERVICES	31,266	20,500	2,491	20,500	20,500	0.00 %
7025162	72600-0	TRANSPORTATION	20,538	20,662	10,105	20,662	20,662	0.00 %
7025162	72700-0	SUPPLIES & MATERIALS	19,780	15,000	9,136	15,000	20,000	33.33 %
7025162	89000-0	CAPITAL OUTLAY	47,205	233,336	99,199	233,336	53,000	-77.29 %
TOTAL NON-PERSONNEL COSTS			160,450	351,248	130,278	351,248	176,912	-49.63 %
5163 PW-VM-SERVICE STATION			489,761	650,079	266,853	650,079	764,021	17.53 %
7025163	50000-0	PERSONNEL SALARIES	249,324	357,627	105,406	357,627	433,687	21.27 %
7025163	50200-0	OVERTIME	34,315	34,420	13,512	34,420	35,108	2.00 %
7025163	50300-0	PROMOTION COSTS	0	26,836	0	26,836	38,765	44.45 %
7025163	50400-0	GROUP HEALTH INSURANCE	104,970	109,952	109,952	109,952	109,952	0.00 %
7025163	50415-0	GROUP LIFE INSURANCE	980	2,044	559	2,044	2,464	20.55 %
7025163	50430-0	WORKERS COMP INSURANCE	2,024	1,942	1,942	1,942	2,341	20.55 %
7025163	50500-0	RETIREMENT/MEDICARE TAX	60,227	67,891	23,922	67,891	75,337	10.97 %
TOTAL PERSONNEL COSTS			451,840	600,712	255,293	600,712	697,654	16.14 %
7025163	63000-0	EQUIPMENT MAINTENANCE	7,443	12,000	3,758	12,000	12,000	0.00 %
7025163	70600-0	TESTING EXPENSE	3,487	5,000	1,508	5,000	5,000	0.00 %
7025163	72600-0	TRANSPORTATION	16,372	18,367	3,399	18,367	18,367	0.00 %
7025163	72700-0	SUPPLIES & MATERIALS	5,548	7,000	2,805	7,000	7,000	0.00 %
7025163	89000-0	CAPITAL OUTLAY	5,071	7,000	90	7,000	24,000	242.86 %
TOTAL NON-PERSONNEL COSTS			37,921	49,367	11,560	49,367	66,367	34.44 %

**LAFAYETTE CONSOLIDATED GOVERNMENT
2024 - 2025 ADOPTED BUDGET
ANNUAL BUDGET BY FUND
CENTRAL VEHICLE MAINTENANCE FD DETAILED PRO FORMA**

<u>ACCOUNT</u>	<u>ACTUAL</u> <u>FY 22-23</u>	<u>CUR BUDGET</u> <u>FY 23-24</u>	<u>ACTUAL AT</u> <u>4/30/2024</u>	<u>PROJECTED</u> <u>FY 23-24</u>	<u>ADOPTED</u> <u>FY 24-25</u>	<u>ADOPTED</u> <u>VS</u> <u>CURRENT</u>
5164 PW-VM-PARTS/SUPPLIES	6,881,966	5,398,375	3,123,536	5,398,375	5,440,758	0.79 %
7025164 50000-0 PERSONNEL SALARIES	121,459	124,989	56,757	124,989	150,219	20.19 %
7025164 50200-0 OVERTIME	58	1,020	0	1,020	1,040	1.96 %
7025164 50400-0 GROUP HEALTH INSURANCE	29,119	21,904	21,904	21,904	21,904	0.00 %
7025164 50415-0 GROUP LIFE INSURANCE	512	746	334	746	897	20.24 %
7025164 50430-0 WORKERS COMP INSURANCE	668	675	675	675	811	20.15 %
7025164 50500-0 RETIREMENT/MEDICARE TAX	33,093	34,101	15,448	34,101	38,947	14.21 %
TOTAL PERSONNEL COSTS	184,909	183,435	95,118	183,435	213,818	16.56 %
7025164 50600-0 TRAINING OF PERSONNEL	0	4,500	0	4,500	4,500	0.00 %
7025164 70200-0 POSTAGE/SHIPPING CHARGES	0	300	0	300	300	0.00 %
7025164 72600-0 TRANSPORTATION	3,946	5,740	2,186	5,740	5,740	0.00 %
7025164 72700-0 SUPPLIES & MATERIALS	0	400	0	400	400	0.00 %
7025164 79000-0 COST OF INVENTORY USED	6,693,089	5,200,000	3,025,858	5,200,000	5,200,000	0.00 %
7025164 80361-0 INVENTORY SHRINKAGE	22	4,000	374	4,000	4,000	0.00 %
7025164 89000-0 CAPITAL OUTLAY	0	0	0	0	12,000	100.00 %
TOTAL NON-PERSONNEL COSTS	6,697,057	5,214,940	3,028,418	5,214,940	5,226,940	0.23 %
GRAND TOTAL EXPENDITURES	9,379,583	8,444,495	4,523,311	8,439,385	8,396,802	-0.56 %
NET INCREASE (DECREASE)	837,509	845,850	1,279,327	1,035,440	1,063,853	25.77 %

**LAFAYETTE CONSOLIDATED GOVERNMENT
2024 - 2025 ADOPTED BUDGET
CAPITAL APPROPRIATION FOR CENTRAL VEHICLE MAINTENANCE FD**

<u>SECTION</u>	<u>ACCOUNT</u>	<u>ACTIVITY</u>	<u>ADOPTED FY 24-25</u>
FUND 702 CENTRAL VEHICLE MAINTENANCE FD			
5162 - PW-VM-MECHANICAL REPAIR SHOP			
7025162	89000-0	CAPITAL OUTLAY	53,000
		702256003335162 PORTABLE WELDING MACHINE RPL-1	11,000
		702257000115162 SERVICE TRUCK RPL -1	24,000
		702257000235162 SERVICE TRUCK RPL -1	18,000
TOTAL SECTION 5162 PW-VM-MECHANICAL REPAIR SHOP			53,000
5163 - PW-VM-SERVICE STATION			
7025163	89000-0	CAPITAL OUTLAY	24,000
		702257000115163 SERVICE TRUCK RPL - 1	24,000
TOTAL SECTION 5163 PW-VM-SERVICE STATION			24,000
5164 - PW-VM-PARTS/SUPPLIES			
7025164	89000-0	CAPITAL OUTLAY	12,000
		702257000235164 HALF TON TRUCK RPL -1	12,000
TOTAL SECTION 5164 PW-VM-PARTS/SUPPLIES			12,000
TOTAL DIV PW-VM PW-VEHICLE MAINTENANCE			89,000
TOTAL DEPT 050 PUBLIC WORKS DEPARTMENT			89,000
TOTAL FUND 702 CENTRAL VEHICLE MAINTENANCE FD			89,000

**LAFAYETTE CONSOLIDATED GOVERNMENT
2024 - 2025 ADOPTED BUDGET
MANNING TABLE FOR CENTRAL VEHICLE MAINTENANCE FD**

	PERSONNEL			CUR BUDGET FY 23-24	PROJECTED FY 23-24	ADOPTED FY 24-25
	CUR	PROJ	ADP			
FUND 702 - CENTRAL VEHICLE MAINTENANCE FD	44	44	42	1,641,211	1,641,211	1,786,823
PUBLIC WORKS DEPARTMENT	44	44	42	1,641,211	1,641,211	1,786,823
PW-VEHICLE MAINTENANCE	44	44	42	1,641,211	1,641,211	1,786,823
AF 1021 CLERK TYPIST	2	2	2	60,235	60,235	72,590
AF 1040 ADMINISTRATIVE ASSISTANT	1	1	1	48,089	48,089	53,122
AF 4026 FLEET EQUIPMENT INSPECTOR	1	1	1	29,858	29,858	35,994
AF 4340 FLEET SUPERINTENDENT	1	1	1	83,016	83,016	86,885
TOTAL PERSONNEL 5161 PW-VM-ADMINISTRATION	5	5	5	221,198	221,198	248,591
AF 1228 FLEET SERVICE WRITER	1	1	1	26,393	26,393	34,300
AF 1230 FLEET MAINT DISPATCHER	1	1	1	33,661	33,661	39,797
AF 4216 WELDER II	1	1	1	48,672	48,672	53,518
AF 4312 FLEET MECHANIC HELPER	2	2	2	51,219	51,219	64,697
AF 4313 FLEET MECHANIC	14	14	12	636,774	636,774	596,106
AF 4315 FLEET MECHANIC SUPERVISOR	1	1	1	59,801	59,801	64,585
AF 4320 SMALL EQUIPMENT MECHANIC	1	1	1	33,090	33,090	39,226
AF 4500 JANITOR	2	2	2	47,869	47,869	62,097
TOTAL PERSONNEL 5162 PW-VM-MECHANICAL REPAIR SHOP	23	23	21	937,479	937,479	954,326
AF 1012 CLERK III	1	1	1	33,934	33,934	39,633
AF 4301 SERVICE STATION ATTENDANT	8	8	8	194,956	194,956	244,960
AF 4304 SERVICE STATION ASST SUPV	2	2	2	70,622	70,622	85,445
AF 4305 SERVICE STATION SUPERVISOR	1	1	1	58,033	58,033	63,649
TOTAL PERSONNEL 5163 PW-VM-SERVICE STATION	12	12	12	357,545	357,545	433,687
AF 1223 FLEET PARTS CLERK	2	2	2	53,348	53,348	66,826
AF 1225 FLEET PARTS SUPERVISOR	1	1	1	40,731	40,731	46,347
AF 1226 FLEET PARTS SPECIALIST	1	1	1	30,910	30,910	37,046
TOTAL PERSONNEL 5164 PW-VM-PARTS/SUPPLIES	4	4	4	124,989	124,989	150,219
GRAND TOTAL	44	44	42	1,641,211	1,641,211	1,786,823

* PART TIME POSITION

GENERAL BONDED INDEBTEDNESS





**Lafayette Consolidated Government
2024-25 Adopted Budget
Schedule of Debt Authorized and Unissued
and conditions of Sinking and Reserve Funds
As of June 30, 2024**

	TOTAL AUTHORIZATION	ISSUED	BALANCE UNISSUED	SINKING	RESERVE
				FUND BALANCE AS OF 6/30/24	FUND BALANCE AS OF 6/30/24
General Obligation Bonds-Parish	98,000,000	79,900,000	18,100,000	230,811	0
Certificates of Indebtedness-City	N/A	6,000,000	N/A	0	0
1961 Sales Tax Bonds	(1)	250,225,000	(1)	4,548,273	9,015,861
1985 Sales Tax Bonds	(1)	192,410,000	(1)	1,777,123	8,719,417
Taxable Refunding Bonds Series 2020 - City	N/A	25,835,000	N/A	181,451	0
Utilities Revenue Bonds	(2)	442,143,260	(2)	22,915,872	15,603,718
Communications Revenue Bonds	(2)	125,000,000	(2)	5,252,328	0

- (1) - Subject to Louisiana Revised Statutes 39:1430 which provide that annual debt service cannot be in excess of seventy-five percent of the sales tax revenues estimated to be received in the calendar year the bonds are issued; and to existing bond covenants.
 (2) - Subject to existing bond covenants.

**Lafayette Consolidated Government
2024-25 Adopted Budget
Summary of Debt Service Schedules**

SCHEDULE OF OBLIGATIONS	ORIGINAL ISSUE	OUTSTANDING	OUTSTANDING	PRINCIPAL	INTEREST	TOTAL DUE
		PRINCIPAL 10/31/24	INTEREST 10/31/24	DUE 2024/2025	DUE 2024/2025	2024/2025
Contingency Sinking Fund-Parish GOB	47,545,000	25,600,000	3,785,425	4,100,000	897,475	4,997,475
Certificates Of Indebtedness-City	6,000,000	1,040,000	38,325	510,000	28,653	538,653
1961 Sales Tax Bd Sinking Fd-City	160,995,000	112,050,000	42,501,613	9,330,000	4,521,690	13,851,690
1985 Sales Tax Bd Sinking Fd-City	150,490,000	102,805,000	51,486,617	6,165,000	4,301,086	10,466,086
Taxable Refunding Bonds Series 2020 - City	25,835,000	20,875,000	1,350,745	2,505,000	283,720	2,788,720
Bd & Int Redemption Fd-City Utilities	245,945,000	199,945,000	83,451,681	18,980,000	8,206,494	27,186,494
Debt Service Fd-City Communications	105,740,000	62,225,000	11,442,280	7,715,000	2,762,565	10,477,565
Totals	742,550,000	524,540,000	194,056,687	49,305,000	21,001,683	70,306,683

PARISH GENERAL OBLIGATION BONDS
GENERAL OBLIGATION BONDS-PARISH

General Obligation Bonds - Parish this type of bond is issued for the purpose of purchasing, constructing, acquiring, extending and/or improving public works or capital improvements within the unincorporated areas of the Parish of Lafayette. These bonds are secured by and payable from an unlimited ad valorem tax levied and collected by the Parish of Lafayette.

General Obligation Refunding Bonds - Parish this type of bond is issued to refund Parish of Lafayette's outstanding General Obligation Bonds for the purpose of effecting a debt service savings. These bonds are secured by and payable from an unlimited ad valorem tax levied and collected by the Parish of Lafayette.

BOND RATINGS

		<u>Moody's</u>	<u>S&P</u>
Parish General Obligation Bonds	Nov 2020	Aa2	AA stable

SCHEDULE OF DEBT SERVICE

<u>SCHEDULE OF OBLIGATIONS</u>	<u>Issue Date</u>	<u>Original Issue</u>	<u>Outstanding Balance Principal 10/31/2024</u>	<u>Outstanding Balance Interest 10/31/2024</u>	<u>Principal Due 2024/2025</u>	<u>Interest Due 2024/2025</u>	<u>Total Due 2024/2025</u>
General Obligation Ref., Series 2012	5/13/2012	16,315,000	5,630,000	370,150	1,330,000	157,975	1,487,975
General Obligation Ref., Series 2014	6/24/2014	11,045,000	5,235,000	541,500	790,000	156,750	946,750
General Obligation Ref., Series 2020	12/29/2020	20,185,000	14,735,000	2,873,775	1,980,000	582,750	2,562,750
TOTALS		47,545,000	25,600,000	3,785,425	4,100,000	897,475	4,997,475

SCHEDULE OF DEBT SERVICE TO MATURITY

<u>General Obligation Bonds - Parish</u>			
<u>Year Ended October 31,</u>	<u>Principal (3/1)</u>	<u>Interest (3/1, 9/1)</u>	<u>Total</u>
2025	4,100,000	897,475	4,997,475
2026	4,290,000	730,063	5,020,063
2027	3,275,000	582,647	3,857,647
2028-2032	9,960,000	1,393,966	11,353,966
2033-2037	3,975,000	181,275	4,156,275
TOTALS	25,600,000	3,785,425	29,385,425



CERTIFICATES OF INDEBTEDNESS

CERTIFICATES OF INDEBTEDNESS-CITY

The City of Lafayette Certificates of Indebtedness, Series 2011 was issued for the purpose of purchasing and improving real property for municipal purposes. The Certificates of Indebtedness are secured by and payable from the excess of annual revenues of the City of Lafayette.

BOND RATINGS

The City of Lafayette Certificates of Indebtedness do not have a bond rating.

SCHEDULE OF DEBT SERVICE

SCHEDULE OF OBLIGATIONS	Issue Date	Original Issue	Outstanding	Outstanding	Principal Due 2024/2025	Interest Due 2024/2025	Total Due 2024/2025
			Balance Principal 10/31/2024	Balance Interest 10/31/2024			
City of Lafayette, Series 2011	5/11/2011	6,000,000	1,040,000	38,325	510,000	28,653	538,653

SCHEDULE OF DEBT SERVICE TO MATURITY

Year Ended October 31,	Certificates of Indebtedness - City		
	Principal (5/1)	Interest (5/1, 11/1)	Total
2025	510,000	28,653	538,653
2026	530,000	9,673	539,673
TOTALS	1,040,000	38,325	1,078,325

Note: This schedule reflects November 1 (11/1) principal and interest payment for the subsequent fiscal year being paid in October of the preceding fiscal year.

CITY SALES TAX REVENUE BONDS
CITY SALES TAX REVENUE BONDS

City Sales Tax Revenue Bonds this type of bond is issued for the purpose of purchasing, constructing, acquiring, extending and/or improving public works or capital improvements within or for the benefit of the City of Lafayette. These bond issues are secured and payable from a pledge and dedication of the proceeds of either the 1961 City sales and use tax or the 1985 City sales and use tax.

City Sales Tax Revenue Refunding Bonds these bonds are issued to refund City of Lafayette's Public Improvement Sales Tax bonds for the purpose of effecting a debt service savings. These bond issues are secured by and payable from a pledge and dedication of the proceeds of either the 1961 City sales and use tax or the 1985 City sales and use tax.

The City Combined Bond Construction Fund (Fund 441) was created during fiscal year 2017. The City Combined Construction Fund accounts for the proceeds from all City of Lafayette bond issues used to finance capital improvement projects within or for the benefit of the City.

Prior to the City Combined Bond Construction Fund being created a new construction fund was created for each bond issue. With the creation of the new combined fund, the bond projects are subject to a process where each are ranked for funding priority. In anticipation of future bond issues, the projects are approved by the Council(s), and the authority to issue debt from the State Bond Commission (SBC) is requested to incur expenditures for the projects may be granted through "cash lines of credit." This mechanism facilitates the start of projects that will be funded by bonds and provides an indication of outstanding capital commitments.

PROCESS OF BUDGETING BOND FUNDED CAPITAL PROJECTS


BOND RATINGS

		<u>Moody's</u>	<u>S&P</u>
City of Lafayette Sales Tax Revenue Bonds			
1961 and 1985 Taxes	Apr 2024	Aa2	AA Stable
City of Lafayette Sales Tax Revenue Refunding Bds	Apr 2024	Aa2	AA Stable



CITY SALES TAX REVENUE BONDS

SCHEDULE OF DEBT SERVICE

1961 SINKING FUND-CITY

SCHEDULE OF OBLIGATIONS	Issue Date	Original Issue	Outstanding	Outstanding	Principal Due 2024/2025	Interest Due 2024/2025	Total Due 2024/2025
			Balance Principal 10/31/2024	Balance Interest 10/31/2024			
Public Impr Sales Tax Ref., Series 2011C	12/8/2011	7,960,000	1,970,000	110,859	630,000	60,456	690,456
Public Impr Sales Tax Ref., Series 2012A	6/1/2012	11,445,000	1,785,000	111,781	420,000	47,838	467,838
Public Impr Sales Tax, Series 2013	6/21/2013	15,690,000	10,555,000	3,554,219	580,000	426,288	1,006,288
Public Impr Sales Tax Ref., Series 2014A	10/17/2014	17,060,000	8,385,000	1,317,375	1,230,000	388,500	1,618,500
Public Impr Sales Tax Ref., Series 2015A	12/18/2015	3,550,000	590,000	7,169	590,000	7,169	597,169
Public Impr Sales Tax Ref., Series 2016D	2/26/2016	12,915,000	7,775,000	1,157,575	825,000	268,375	1,093,375
Public Impr Sales Tax Ref., Series 2017A	7/27/2017	11,460,000	7,225,000	1,599,375	1,250,000	330,000	1,580,000
Public Impr Sales Tax Ref., Series 2018A	12/6/2018	20,175,000	14,045,000	2,649,275	1,395,000	587,075	1,982,075
Public Impr Sales Tax Ref., Series 2020	9/18/2020	2,940,000	2,940,000	1,086,600	0	117,600	117,600
Public Impr Sales Tax Ref., Taxable Series 2020A	9/18/2020	7,800,000	6,885,000	326,998	1,110,000	91,266	1,201,266
Public Impr Sales Tax, Series 2020B	9/18/2020	25,000,000	24,895,000	11,789,388	785,000	960,000	1,745,000
Public Impr Sales Tax, Series 2024A	5/2/2024	25,000,000	25,000,000	18,791,000	515,000	1,237,125	1,752,125
TOTALS		160,995,000	112,050,000	42,501,613	9,330,000	4,521,690	13,851,690

SCHEDULE OF DEBT SERVICE TO MATURITY

1961 City Sales Tax Revenue Bonds			
Year Ended	Principal	Interest	Total
October 31,	(3/1)	(3/1, 9/1)	
2025	9,330,000	4,521,690	13,851,690
2026	8,245,000	4,186,862	12,431,862
2027	8,580,000	3,857,816	12,437,816
2028-2032	39,070,000	14,243,933	53,313,933
2033-2037	18,080,000	8,443,663	26,523,663
2038-2042	13,465,000	5,032,475	18,497,475
2043-2047	11,945,000	2,046,300	13,991,300
2048-2052	3,335,000	168,875	3,503,875
TOTALS	112,050,000	42,501,613	154,551,613



CITY SALES TAX REVENUE BONDS

SCHEDULE OF DEBT SERVICE

1985 SINKING FUND-CITY

SCHEDULE OF OBLIGATIONS	Issue Date	Original Issue	Outstanding	Outstanding	Principal Due 2024/2025	Interest Due 2024/2025	Total Due 2024/2025
			Balance Principal 10/31/2024	Balance Interest 10/31/2024			
Public Impr Sales Tax Ref., Series 2011D	12/8/2011	11,390,000	2,690,000	150,775	875,000	82,803	957,803
Public Impr Sales Tax Ref., Series 2012B	6/1/2012	13,710,000	4,610,000	286,500	1,105,000	123,225	1,228,225
Public Impr Sales Tax Ref., Series 2014B	10/17/2014	1,825,000	845,000	84,916	130,000	24,706	154,706
Public Impr Sales Tax Ref., Series 2016A	2/26/2016	21,745,000	425,000	6,375	425,000	6,375	431,375
Public Impr Sales Tax Ref., Series 2016E	2/26/2016	1,740,000	1,020,000	111,907	115,000	25,314	140,314
Public Impr Sales Tax Ref., Series 2018B	12/6/2018	18,580,000	13,530,000	2,986,425	1,105,000	561,025	1,666,025
Public Impr Sales Tax, Series 2019A	4/11/2019	26,070,000	25,575,000	17,538,125	340,000	1,250,750	1,590,750
Public Impr Sales Tax Ref., Taxable Series 2020C	9/18/2020	5,500,000	4,725,000	223,632	765,000	62,588	827,588
Public Impr Sales Tax, Series 2020D	9/18/2020	25,000,000	24,455,000	11,544,281	775,000	941,813	1,716,813
Public Impr Sales Tax, Series 2024B	5/2/2024	24,930,000	24,930,000	18,553,681	530,000	1,222,488	1,752,488
TOTALS		150,490,000	102,805,000	51,486,617	6,165,000	4,301,086	10,466,086

SCHEDULE OF DEBT SERVICE TO MATURITY

Year Ended October 31,	1985 City Sales Tax Revenue Bonds		
	Principal (5/1)	Interest (5/1, 11/1)	Total
2025	6,165,000	4,301,086	10,466,086
2026	5,935,000	4,089,505	10,024,505
2027	6,115,000	3,878,580	9,993,580
2028-2032	21,800,000	16,626,270	38,426,270
2033-2037	19,420,000	12,519,925	31,939,925
2038-2042	23,200,000	7,631,600	30,831,600
2043-2047	16,890,000	2,273,650	19,163,650
2048-2052	3,280,000	166,000	3,446,000
TOTALS	102,805,000	51,486,617	154,291,617

Note: This schedule reflects November 1 (11/1) principal and interest payment for the subsequent fiscal year being paid in October of the preceding fiscal year.



TAXABLE BONDS - CITY

TAXABLE BOND-CITY

Taxable Refunding Bonds - City these bonds were issued for the purpose of refunding the City of Lafayette's outstanding notes with the Firefighters and Municipal Police Employment Retirement Systems. This bond issue is secured by and payable from an irrevocable pledge and dedication of the funds to be derived by the City of Lafayette from the levy and collection of a special ad valorem tax.

BOND RATINGS

		Moody's	S&P
City of Lafayette Taxable Limited Tax Refunding Bds	Aug 2020	Aa2	AA Stable

SCHEDULE OF DEBT SERVICE

SCHEDULE OF OBLIGATIONS	Issue Date	Original Issue	Outstanding	Outstanding	Principal	Interest	Total Due
			Balance Principal 10/31/2024	Balance Interest 10/31/2024	Due 2024/2025	Due 2024/2025	
Taxable Ref. Series 2020	9/18/2020	25,835,000	20,875,000	1,350,745	2,505,000	283,720	2,788,720

SCHEDULE OF DEBT SERVICE TO MATURITY

Year Ended	Taxable Bond - City		Total
	Principal	Interest	
October 31,	(5/1)	(5/1, 11/1)	
2025	2,505,000	283,720	2,788,720
2026	2,525,000	260,809	2,785,809
2027	2,550,000	232,047	2,782,047
2028-2032	13,295,000	574,169	13,869,169
TOTALS	20,875,000	1,350,745	22,225,745

Note: This schedule reflects November 1 (11/1) principal and interest payment for the subsequent fiscal year being paid in October of the preceding fiscal year.

UTILITIES REVENUE BONDS
UTILITY REVENUE BONDS-CITY

Utility Revenue Bonds - City this type of bond is issued for the purpose of constructing, acquiring, developing, extending and improving the electric, water, and wastewater systems of the City of Lafayette Utilities System. These bond issues are secured by and payable from the net revenues of the Utilities System.

Utility Revenue Refunding Bonds - City this type of bond is issued to refund the City of Lafayette's outstanding Utility Revenue Bonds for the purpose of effecting a debt service savings. These bond issues are secured by and payable from the net revenues of the Utilities System.

BOND RATINGS

		<u>Moody's</u>	<u>S&P</u>
Utilities System Revenue Bonds	Oct 2023	A1	AA- Stable
Utilities System Revenue Refunding Bds	Oct 2023	A1	AA- Stable

SCHEDULE OF DEBT SERVICE

SCHEDULE OF OBLIGATIONS	Issue Date	Original Issue	Outstanding	Outstanding	Principal	Interest	Total Due
			Balance Principal	Balance Interest	Due	Due	
			10/31/2024	10/31/2024	2024/2025	2024/2025	2024/2025
Utility Revenue Series Ref. 2017	10/17/2017	59,465,000	47,490,000	13,086,300	3,380,000	2,129,350	5,509,350
Utility Revenue Series 2019	5/1/2019	58,065,000	51,435,000	31,208,500	1,535,000	2,571,750	4,106,750
Utility Revenue Taxable Series Ref. 2021	11/18/2021	78,415,000	52,160,000	2,597,200	12,965,000	1,043,200	14,008,200
Utility Revenue Series 2023	11/15/2023	50,000,000	48,860,000	36,559,681	1,100,000	2,462,194	3,562,194
TOTALS		245,945,000	199,945,000	83,451,681	18,980,000	8,206,494	27,186,494

SCHEDULE OF DEBT SERVICE TO MATURITY

Year Ended	Utility Revenue Bonds - City		
	Principal	Interest	Total
October 31,	(5/1)	(5/1, 11/1)	
2025	18,980,000	8,206,494	27,186,494
2026	19,525,000	7,646,444	27,171,444
2027	20,085,000	7,066,644	27,151,644
2028-2032	50,980,000	27,712,169	78,692,169
2033-2037	36,920,000	18,050,519	54,970,519
2038-2042	27,715,000	10,825,219	38,540,219
2043-2047	22,355,000	3,770,713	26,125,713
2048-2052	3,385,000	173,481	3,558,481
TOTALS	199,945,000	83,451,681	283,396,681

Note: This schedule reflects November 1 (11/1) principal and interest payment for the subsequent fiscal year being paid in October of the preceding fiscal year.



COMMUNICATIONS SYSTEM REVENUE BONDS

COMMUNICATIONS SYSTEM REVENUE BONDS-CITY

Communications Revenue Bonds this type of bond is issued for the purpose of constructing, acquiring, developing, extending and improving the City of Lafayette's Communications System. These bond issues are secured by and payable from the net revenues of the Communications System.

Communications Revenue Refunding Bonds this type of bond is issued to refund City of Lafayette's outstanding Communications System Revenue Bonds for the purpose of effecting a debt service savings. These bonds are secured by and payable from the net revenues of the Communications System.

BOND RATINGS

		Moody's	S&P
Communications System Revenue Bonds	Oct 2023	A2	A+ Stable
Communications System Revenue Refunding Bds	Oct 2023	A2	A+ Stable

SCHEDULE OF DEBT SERVICE

SCHEDULE OF OBLIGATIONS	Issue Date	Original Issue	Outstanding	Outstanding	Principal Due	Interest Due	Total Due
			Balance Principal	Balance Interest			
			10/31/2024	10/31/2024	2024/2025	2024/2025	2024/2025
Communications Series Ref. 2015	7/22/2015	91,600,000	50,585,000	10,178,513	6,230,000	2,454,863	8,684,863
Communications Series Ref. 2021A	11/18/2021	7,000,000	5,805,000	752,463	725,000	185,738	910,738
Communications Taxable Series Ref. 2021B	11/18/2021	7,140,000	5,835,000	511,305	760,000	121,965	881,965
TOTALS		105,740,000	62,225,000	11,442,280	7,715,000	2,762,565	10,477,565

SCHEDULE OF DEBT SERVICE TO MATURITY

Communications Revenue Bonds - City			
Year Ended	Principal	Interest	Total
October 31,	(11/1)	(5/1, 11/1)	
2025	7,715,000	2,762,565	10,477,565
2026	8,120,000	2,406,865	10,526,865
2027	8,485,000	2,042,565	10,527,565
2028-2032	37,905,000	4,230,285	42,135,285
TOTALS	62,225,000	11,442,280	73,667,280

Note: This schedule reflects November 1 (11/1) principal and interest payment for the subsequent fiscal year being paid in October of the preceding fiscal year.



Lafayette Consolidated Government
2024-25 Adopted Budget
Calculation of Legal General Obligation Debt Margin
Last Ten Fiscal Years
(Unaudited)

City of Lafayette						
Fiscal Year	Gross Assessed Value	Any One Purpose	Aggregate All Purpose	Debt Outstanding	Legal Debt Margin	Total General Obligation Debt Applicable to Limitation as a Percentage of Debt Limit
2014	\$1,347,375,057	\$134,737,506	\$471,581,270	\$ -	\$471,581,270	0%
2015	1,373,379,599	137,337,960	480,682,860	-	480,682,860	0%
2016	1,448,878,182	144,887,818	507,107,364	-	507,107,364	0%
2017	1,553,066,806	155,306,681	543,573,382	-	543,573,382	0%
2018	1,564,560,892	156,456,089	547,596,312	-	547,596,312	0%
2019	1,572,295,611	157,229,561	550,303,464	-	550,303,464	0%
2020	1,599,085,838	159,908,584	559,680,043	-	559,680,043	0%
2021	1,538,106,171	153,810,617	538,337,160	-	538,337,160	0%
2022	1,542,822,415	154,282,242	539,987,845	-	539,987,845	0%
2023	1,666,452,773	166,645,277	583,258,471	-	583,258,471	0%

Lafayette Parish					
Fiscal Year	Gross Assessed Value	Any One Purpose	Aggregate All Purpose	Debt Outstanding	Legal Debt Margin
2014	\$2,231,474,220	\$223,147,422	no limit	\$61,820,000	no limit
2015	2,321,605,339	232,160,534	no limit	59,080,000	no limit
2016	2,447,494,074	244,749,407	no limit	56,235,000	no limit
2017	2,641,089,701	264,108,970	no limit	53,290,000	no limit
2018	2,665,288,645	266,528,865	no limit	50,205,000	no limit
2019	2,680,216,083	268,021,608	no limit	46,960,000	no limit
2020	2,750,982,374	275,098,237	no limit	43,555,000	no limit
2021	2,610,448,358	261,044,836	no limit	36,810,000	no limit
2022	2,632,598,034	263,259,803	no limit	33,250,000	no limit
2023	2,832,029,624	283,202,962	no limit	29,510,000	no limit

Louisiana Revised Statutes limit the Parish's General Obligation bonded debt for other purposes to 10% of the assessed valuation of the taxable property for a single purpose with no limit on the number of purposes. The City may issue general obligation bonded debt in excess of 10% of the assessed valuation of the taxable property for any single purpose provided that the aggregate for all such purposes (determined at the time of issuance of the bonds) does not exceed 35% of the assessed valuation of the taxable property of the City.



City of Lafayette
2024-25 Adopted Budget
Sales Tax Revenue Bond Parity Coverage
With New Issues & Projected Growth
Minimum Coverage of 1.5

9/26/2024

	2023-24 Projected	2024-25 Adopted	2025-26 Projected	2026-27 Projected	2027-28 Projected	2028-29 Projected
SALES TAX REVENUE						
<i>Projected Sales Tax Growth</i>	-0.24%	0.00%	2.00%	2.00%	2.00%	2.00%
1961 Sales Tax	57,200,000	57,200,000	58,344,000	59,510,880	60,701,098	61,915,120
1985 Sales Tax	46,770,828	46,770,828	47,706,245	48,660,369	49,633,577	50,626,248
Total Sales Tax	103,970,828	103,970,828	106,050,245	108,171,249	110,334,674	112,541,368
2 Year Average	104,094,455	103,970,828	105,010,536	107,110,747	109,252,962	111,438,021

DEBT SERVICE COVERAGE

1961 Sales Tax

2 Year Avg. Sales Tax	56,377,616	57,340,332	57,200,000	57,772,000	58,927,440	60,105,989
Maximum Debt Service Current and Projected	37,585,077	38,226,888	38,133,333	38,514,667	39,284,960	40,070,659
Debt Service	14,891,831	15,374,191	15,704,362	15,710,316	17,416,517	16,218,789
Coverage Ratio	3.79	3.73	3.64	3.68	3.38	3.71

1985 Sales Tax

2 Year Avg. Sales Tax	46,530,218	46,754,124	46,770,828	47,238,536	48,183,307	49,146,973
Maximum Debt Service Current and Projected	31,020,145	31,169,416	31,180,552	31,492,358	32,122,205	32,764,649
Debt Service	11,305,033	11,988,586	11,547,005	13,266,080	12,320,196	12,862,011
Coverage Ratio	4.12	3.90	4.05	3.56	3.91	3.82
Average Coverage Ratio	3.95	3.81	3.85	3.62	3.65	3.76

PROJECTED BOND ISSUES

<i>Projected Sales Tax Growth</i>	-0.24%	0.00%	2.00%	2.00%	2.00%	2.00%
1961 Sales Tax	21,750,000	-	25,000,000	-	25,000,000	-
Debt Service	1,522,500	-	1,750,000	-	1,750,000	-
Estimated Coverage	3.79	3.73	3.64	3.68	3.38	3.71
1985 Sales Tax	21,750,000	-	-	25,000,000	-	25,000,000
Debt Service	1,522,500	-	-	1,750,000	-	1,750,000
Estimated Coverage	4.12	3.90	4.05	3.56	3.91	3.82
Total Bonds	43,500,000	-	25,000,000	25,000,000	25,000,000	25,000,000



FIVE-YEAR CAPITAL IMPROVEMENT PROGRAM (CIP)

The Five-Year Capital Improvement Program (CIP) is a plan in which LCG's capital projects are projected over the course of the next five fiscal years. Funding will be approved by the City Council and the Parish Council for the first year of the program during the budget process. Capital improvement projects are defined as infrastructure, equipment purchases, or construction that results in a capitalized asset and having a useful life of more than one year.

Each year all of LCG's capital improvement project lists are reassessed to include updated projections on capital projects. Proposed new capital projects are prioritized by departmental directors, staff, and administration. Projects are included in the budget based on priority and the financial sources available and/or debt considered and overall consistency with LCG's goals and objectives. During the annual evaluation process, engineers and project managers discuss project costs, timelines, resources required, potential obstacles and other collaborations that may need to occur to successfully complete the project.

In addition to a Five-Year Capital Improvement Program Budget, Section 5-05 of the Home Rule Charter requires that a Capital Improvement budget must include the estimated annual cost of operating and maintaining the capital improvement to be constructed or acquired. When a new capital improvement project is undertaken, consideration is given to the operational impact of the project. The operational impact depends on the nature of the capital improvement project. These costs must be funded in the appropriate operating fund budget.

In recent years, due to fiscal constraints, LCG has focused the Capital Budget on maintaining existing infrastructure, such as roads and building maintenance projects. Typically, these types of recurring capital projects have minimal impact on the Operating Budget. Some projects may produce ongoing operational savings, such as new LED lighting throughout the City and recreation centers. The estimated impacts of operating costs can be found within this section of the budget document.

In addition to this section all capital projects budgeted for this fiscal year can be located in the Capital Appropriations section of this budget document. The Capital Appropriations section includes projects that are included in the first year of the CIP as well as normal capital such as vehicle and equipment purchases and/or replacements.





**2024-25 Adopted Budget
Five-Year Capital Improvement Program (Entity-Wide) Summary**

The grand total of LCG's entity-wide five-year capital improvement program from FY 2025 to FY 2029 is \$905,397,521. The entity-wide five-year capital improvement program includes Non-Utilities, Utilities System, and Communications System. A summary of the entity-wide five-year capital improvement program is below. Detailed information can be found in the Five-Year Capital Improvement Program (CIP) Section of this budget document.

The Non-Utilities CIP identifies major public improvements to roads, bridges, drainage, sidewalks, public buildings, and parks. The Utilities System CIP identifies major public improvements to the electric, water, and wastewater systems. The Communications System CIP identifies major public improvements for the telecommunications system.

The capital amounts listed in the Five-Year Capital Improvement Program (CIP) Section of this budget document will not reconcile to the amounts listed in the Capital Appropriations Section. The capital amounts listed in the Five-Year CIP section includes bond proceeds and prior year accumulated retained earnings.

Source of Funds	Adopted	Projected				10/9/24
	FY 24-25	FY 25-26	FY 26-27	FY 27-28	FY 28-29	TOTAL
Source of Funds						
Non-Utilities						
Parish Funds	20,777,665	0	0	0	0	20,777,665
Library Fund	0	40,000	165,000	50,000	115,000	370,000
City & Parish (Joint) Funds	298,600	0	0	0	0	298,600
1961 Sales Tax Cap Improv-City Fund	32,890,984	28,357,348	29,663,798	31,281,262	30,619,797	152,813,189
1985 Sales Tax Cap Improv-City Fund	27,995,715	23,745,660	24,859,642	26,596,007	26,057,410	129,254,434
City PY Bond Reserves	11,471,063	0	0	0	0	11,471,063
City Bonds	0	25,000,000	25,000,000	25,000,000	25,000,000	100,000,000
Non-Utilities Total	93,434,027	77,143,008	79,688,440	82,927,269	81,792,207	414,984,951
Utilities						
Utilities System Fund	57,682,810	46,522,890	84,825,782	71,305,792	78,385,802	338,723,076
Utilities Bonds	0	219,900,000	25,000,000	0	0	244,900,000
Utilities Total	57,682,810	266,422,890	109,825,782	71,305,792	78,385,802	583,623,076
Communications System						
Communications System Fund	11,113,256	9,643,189	11,261,582	13,945,536	16,411,912	62,375,475
Communications System Total	11,113,256	9,643,189	11,261,582	13,945,536	16,411,912	62,375,475
Total Source of Funds	162,230,093	353,209,087	200,775,804	168,178,597	176,589,921	1,060,983,502
Use of Funds						
Non-Utilities						
Parish Projects	20,777,665	0	0	0	0	20,777,665
Parish Library Projects	0	40,000	165,000	50,000	115,000	370,000
City & Parish (Joint) Projects	298,600	0	0	0	0	298,600
City Pay as You Go Projects Fd 461	32,875,028	28,357,348	29,663,799	31,281,262	30,619,797	152,797,234
City Pay as You Go Projects Fd 485	27,995,715	23,745,660	24,859,642	26,596,007	26,057,409	129,254,433
City Bond Projects	11,471,063	25,000,000	25,000,000	25,000,000	25,000,000	111,471,063
Non-Utilities Total	93,418,071	77,143,008	79,688,441	82,927,269	81,792,206	414,968,995
Utilities System						
Utilities System Projects	47,795,000	250,965,000	83,240,000	37,640,000	21,000,000	440,640,000
Utilities System Total	47,795,000	250,965,000	83,240,000	37,640,000	21,000,000	440,640,000
Communications System						
Communications System Projects	10,964,000	9,218,167	9,546,585	9,888,914	10,170,860	49,788,526
Communications System Total	10,964,000	9,218,167	9,546,585	9,888,914	10,170,860	49,788,526
Total Use of Funds	152,177,071	337,326,175	172,475,026	130,456,183	112,963,066	905,397,521



FIVE-YEAR CAPITAL IMPROVEMENT PROGRAM (NON-UTILITIES)

Lafayette City-Parish Consolidated Government Capital Improvement Project (CIP) list is reassessed each year to include updated projections on capital projects. Engineers and project managers discuss project costs, timelines, resources required and other collaborations that may need to occur to successfully complete the project. Funding requests for asphalt and concrete projects are put forth using a street rating system, while others, such as bridge funding requests, are based on when bridges are ready for replacement (based on design completion and permits received). A recap of major city projects is presented below.

Streets:

- **University Corridor Initiative:** This is a multi-faceted project that included a corridor study, flood study, economic impact, safety, intersection improvements, roadway section updates, and the addition of sidewalks where required. Phase I of the project was bid and construction has been ongoing throughout 2024. Phase II of the build is expected to begin in 2025. The adopted budget for Phase I is \$9,500,000 comprised of PAYG capital and bond funds with State appropriations totaling \$23,000,000 through FY 2024.

Drainage:

- **Downtown Drainage:** In an effort to temporarily store excess rainfall to reduce or eliminate street and structure flooding, the project consists of several underground storage facilities within the downtown area. To date Phase I of the project, located at the intersection of Jefferson and Lee is complete and fully functional. Phase II located along St. John Street is under construction with an expected completion date before the end of the year. In addition to these, several other storage basins are under consideration or design. The project also includes the installation of 60 – 80 additional inlets in the area to direct the rainfall underground to these basins.
- The Drainage Department has allocated \$230,000 per year for operations and facilities maintenance and upkeep of the detention ponds.

Sidewalks:

- **Downtown Sidewalks/Curbs/Overlay:** This project will provide for sidewalk rehabilitation and modifications to meet ADA requirements within the downtown area providing more efficient and safe access corridors to major businesses and public buildings. Currently, the plans are 100% complete and with one acquisition of the necessary easements to construct the project remaining. The current budget is over \$1,000,000 comprised of PAYG capital and bond funds. The project is expected to be bid in early 2025.

Bridges:

Public Works maintains a condition rating system for all 198 bridges under the jurisdiction of the Parish and City. These ratings are used to provide for our replacement/repair annual program. Intangibles such as Average Daily Traffic Counts, ingress and egress and alternate routes are factors that also contribute to the decisions. Public Works has plans to replace/repair over a dozen bridges in the next five years, all dependent on funding levels. Due to the funding levels appropriated by the Administration and Council, some of the most notable bridges which will soon be replaced are:

City - E. Verot School Road, Beau Pre' Road, Canberra Road, Tolson Road and Failla Road.

Parish Bridges: Serenity Road, Gisele Place, Stutes Road, Switzerland Road, Jenkins Road, and Ranch Road.

Bridges completed in FY 23-24 – Crestlawn Drive, Rue des Etoiles, E. Lewis Street, W. Congress Street.



Lafayette Consolidated Government

2024-25 Adopted Budget

Five-Year Capital Improvement Program (Non-Utilities) Summary

	Adopted	Projected				10/9/24
	FY 24-25	FY 25-26	FY 26-27	FY 27-28	FY 28-29	TOTAL
Source of Funds						
Parish Projects						
Parish General Fund 105	1,252,500	0	0	0	0	1,252,500
Animal Shelter & Care Center Fd 206	332,500	0	0	0	0	332,500
Road & Bridge Maintenance Fund 260	8,193,800	0	0	0	0	8,193,800
Drainage Fund 261	1,207,000	0	0	0	0	1,207,000
Adult Correctional Center Fund 262	570,195	0	0	0	0	570,195
Courthouse Complex Fund 264	4,350,000	0	0	0	0	4,350,000
Juvenile Detention Facility Fund 265	1,990,000	0	0	0	0	1,990,000
War Memorial Fund 267	800,000	0	0	0	0	800,000
Coroner Fund 270	41,670	0	0	0	0	41,670
Storm Water Management Fund 273	2,040,000	0	0	0	0	2,040,000
Subtotal Parish Projects	20,777,665	0	0	0	0	20,777,665
Parish Library						
Library Fund 263	0	40,000	165,000	50,000	115,000	370,000
City & Parish (Joint) Projects						
Central Vehicle Maintenance Fd 702	89,000	0	0	0	0	89,000
Environmental Services Fund 550	209,600	0	0	0	0	209,600
Subtotal City & Parish (Joint) Projects	298,600	0	0	0	0	298,600
City of Lafayette						
1961 Sales Tax Cap Improv-City Fund 461	32,890,984	28,357,348	29,663,798	31,281,262	30,619,797	152,813,189
1985 Sales Tax Cap Improv-City Fund 485	27,995,715	23,745,660	24,859,642	26,596,007	26,057,410	129,254,434
PY Bond Reserve	11,471,063	0	0	0	0	11,471,063
Bonds	0	25,000,000	25,000,000	25,000,000	25,000,000	100,000,000
Subtotal City of Lafayette	72,357,762	77,103,008	79,523,440	82,877,269	81,677,207	393,538,686
Total Source of Funds	93,434,027	77,143,008	79,688,440	82,927,269	81,792,207	414,984,951
Use of Funds						
Parish Projects						
Normal Capital	5,997,665	0	0	0	0	5,997,665
Widening/ Realignment and Reconstruction	3,025,000	0	0	0	0	3,025,000
Bridges	4,615,000	0	0	0	0	4,615,000
Drainage	2,940,000	0	0	0	0	2,940,000
Public Buildings	4,200,000	0	0	0	0	4,200,000
Subtotal Parish Projects	20,777,665	0	0	0	0	20,777,665



Lafayette Consolidated Government

2024-25 Adopted Budget

Five-Year Capital Improvement Program (Non-Utilities) Summary

	Adopted	Projected				10/9/24
	FY 24-25	FY 25-26	FY 26-27	FY 27-28	FY 28-29	TOTAL
Parish Library						
Equipment	0	15,000	0	25,000	45,000	85,000
Automation/Computer Equip	0	0	30,000	0	55,000	85,000
General Plant	0	25,000	135,000	25,000	15,000	200,000
Subtotal Parish Library	0	40,000	165,000	50,000	115,000	370,000
City & Parish (Joint) Projects						
Normal Capital	298,600	0	0	0	0	298,600
City Pay as You Go						
Fund 461						
Admin/Program Costs/Reserves	7,885,822	7,888,097	8,051,304	8,222,053	8,398,842	40,446,118
Departmental Normal Capital	10,197,711	3,871,751	8,014,995	9,461,709	8,623,455	40,169,621
Streets	8,485,495	11,035,000	8,035,000	8,035,000	8,035,000	43,625,495
Drainage	3,523,000	4,730,000	4,730,000	4,730,000	4,730,000	22,443,000
Sidewalks	0	0	0	0	0	0
Public Buildings	1,405,000	270,000	270,000	270,000	270,000	2,485,000
Recreation/Parks	1,378,000	562,500	562,500	562,500	562,500	3,628,000
Subtotal Fund 461	32,875,028	28,357,348	29,663,799	31,281,262	30,619,797	152,797,234
Fund 485						
Admin/Program Costs/Reserves	10,527,822	10,834,633	11,128,861	11,433,309	11,748,398	55,673,023
Departmental Normal Capital	12,233,670	6,153,527	6,973,281	8,405,198	7,551,511	41,317,187
Streets	3,076,223	5,860,000	5,860,000	5,860,000	5,860,000	26,516,223
Drainage	1,848,000	0	0	0	0	1,848,000
Sidewalks	95,000	95,000	95,000	95,000	95,000	475,000
Public Buildings	100,000	250,000	250,000	250,000	250,000	1,100,000
Recreation/Parks	115,000	552,500	552,500	552,500	552,500	2,325,000
Subtotal Fund 485	27,995,715	23,745,660	24,859,642	26,596,007	26,057,409	129,254,433
Subtotal City PAYG	60,870,743	52,103,008	54,523,441	57,877,269	56,677,206	282,051,667
City Bond Program						
Streets	9,200,000	9,400,000	6,200,000	11,700,000	16,850,000	53,350,000
Drainage	0	2,000,000	3,800,000	1,000,000	1,000,000	7,800,000
Sidewalks	0	5,500,000	4,000,000	1,550,000	1,900,000	12,950,000
Public Buildings	1,150,000	4,350,000	7,750,000	7,500,000	2,000,000	22,750,000
Recreation/Parks Projects	1,121,063	3,750,000	3,250,000	3,250,000	3,250,000	14,621,063
Subtotal City Bond Program	11,471,063	25,000,000	25,000,000	25,000,000	25,000,000	111,471,063
Total Use of Funds	93,418,071	77,143,008	79,688,441	82,927,269	81,792,206	414,968,995



Lafayette Consolidated Government
2024-25 Adopted Budget
Five-Year Capital Improvement Program (Non-Utilities)
Estimated Operation & Maintenance Expenses

10/9/24

When a new capital improvement project is undertaken, consideration is given to the operational impact of the project. The operational impact includes additional costs for staff, maintenance, debt and other expenses. The operational impact depends on the nature of the capital improvement project. These costs must be funded in the appropriate operating fund budget.

In recent years, due to fiscal constraints, LCG has focused the capital budget on maintaining existing infrastructure, such as roads and building maintenance projects. Typically, these types of recurring capital projects have minimal impact on the Operating Budget. Some projects may produce ongoing operational savings, such as new lighting throughout the City and recreation centers.

The maintenance costs for streets and drainage improvements included in the capital budget will have very little operational impact because most are existing roads in need of repair. The maintenance costs for these roads are currently budgeted through the Department of Traffic, Roads, & Bridges operating budget, and these improvements should reduce the maintenance needs in the department. The improvements to the striping of streets, intersection improvements and sidewalk repairs and construction should make the streets safer.

The estimated impacts of operating costs are listed below.

	Adopted	Projected				TOTAL
	FY 24-25	FY 25-26	FY 26-27	FY 27-28	FY 28-29	
Estimated Operating & Maintenance Expenses						
Streets	17,041	15,777	12,057	15,357	18,447	78,679
Drainage	62,333	50,475	63,975	42,975	42,975	262,733
Public Buildings	6,855	4,870	8,270	8,020	2,520	30,535
Recreation/Parks	2,614	4,865	4,365	4,365	4,365	20,574
Total Estimated O&M Costs	88,843	75,987	88,667	70,717	68,307	392,521



Parish of Lafayette
2024-25 Adopted Budget
Five-Year Capital Improvement Program (Non-Utilities)

		Existing Projects		Existing Work Order Changes	Adopted FY 24-25	Projected				
		Budget @ 4/30/24	Balance @ 4/30/24			FY 25-26	FY 26-27	FY 27-28	FY 28-29	
I Normal Capital										
1	NORMAL CAPITAL - Fund 105	GF	2,225,341	990,931	0	2,500	0	0	0	0
2	NORMAL CAPITAL - Fund 206	AS	8,725,500	120,944	0	332,500	0	0	0	0
3	NORMAL CAPITAL - Fund 260	R	10,379,286	5,347,822	0	1,803,800	0	0	0	0
4	NORMAL CAPITAL - Fund 261	D	1,325,013	632,969	0	307,000	0	0	0	0
5	NORMAL CAPITAL - Fund 262	AC	5,095,031	1,388,198	0	470,195	0	0	0	0
6	NORMAL CAPITAL - Fund 264	CC	1,750,735	685,644	0	250,000	0	0	0	0
7	NORMAL CAPITAL - Fund 265	JD	528,945	306,533	0	1,990,000	0	0	0	0
8	NORMAL CAPITAL - Fund 266	HU	250,000	12,400	0	0	0	0	0	0
9	NORMAL CAPITAL - Fund 267	WM	6,000	2,963	0	800,000	0	0	0	0
10	NORMAL CAPITAL - Fund 270	PC	0	0	0	41,670	0	0	0	0
11	NORMAL CAPITAL - Fund 273	SW	7,377,143	4,781,042	0	0	0	0	0	0
Normal Capital Total:			37,662,994	14,269,446	0	5,997,665	0	0	0	0
II Widening/Realignment/Reconstruction:										
12	ASPHALT & GRAVEL SUPPLIES	R	210,000	104,117	0	105,000	0	0	0	0
13	ASPHALT OVERLAY/RECONS-PARWIDE	R	17,635,356	2,383,478	0	1,650,000	0	0	0	0
14	ASPHALT STREET PATCHING	R	2,100,000	437,567	0	400,000	0	0	0	0
15	ASPHALT STREET PRESERV-PARISH	R	1,301,556	141,512	0	650,000	0	0	0	0
16	CUE ROAD EXTENSION	R	200,000	70	0	0	0	0	0	0
17	GRAVEL ROAD CONVERSION	GF	17,465	17,465	0	0	0	0	0	0
18	GRAVEL ROAD CONVERSION	R	179,506	179,506	0	0	0	0	0	0
19	LA AVE EXT PHASE IID-2	GF	413,372	317,841	0	0	0	0	0	0
20	LOUISIANA AVENUE EXTENSION	GF	200,000	13,776	0	0	0	0	0	0
21	PARISH STREETS	PS	1,059,828	42,844	0	0	0	0	0	0
22	PAVEMENT MARKINGS	R	372,292	118,054	0	200,000	0	0	0	0
23	UNIMPROVED STREETS	R	60,000	38,147	0	20,000	0	0	0	0
Widening/Realignment/Reconstruction Total:			23,749,376	3,794,376	0	3,025,000	0	0	0	0
Bridges:										
24	BRIDGE IMPROVEMENTS - PARISH	GF	2,000,000	2,000,000	0	1,250,000	0	0	0	0
25	BRIDGE IMPROVEMENTS - PARISH	R	2,250,000	1,787,650	0	3,165,000	0	0	0	0
26	BRIDGE REPAIRS-PARISH	R	492,800	296,629	0	200,000	0	0	0	0
27	PARISH BRIDGE IMPRV	R	3,435,851	35,224	0	0	0	0	0	0
Bridges Total:			8,178,651	4,119,503	0	4,615,000	0	0	0	0
III Parish Drainage Projects:										
28	BAYOU VERMILION FLOOD CONTROL	D	1,800,000	1	0	0	0	0	0	0
29	BAYOU VERMILION FLOOD CONTROL	PS	1,974,566	25,342	0	0	0	0	0	0
30	BAYOU VERMLN FL CTRL-CHAPPUIS	PS	468,065	0	0	0	0	0	0	0
31	COULEE ILE DES CANNES	D	100,000	0	0	0	0	0	0	0
32	COULEE ILE DES CANNES, SCOTT IGA	D	1,285,000	73,746	0	0	0	0	0	0
33	COULEE INSPECTION-EARTHEN	D	200,000	49,500	0	100,000	0	0	0	0
34	COULEE MAINT-UNIMPROVED COULEE	D	921,323	591,656	0	0	0	0	0	0
35	COULEE MAINT-UNIMPROVED COULEE	SW	0	0	0	1,000,000	0	0	0	0
36	COULEE MINE EAST FLOOD CONTROL	D	226,000	0	0	0	0	0	0	0
37	COULEE MINE-I10 NORTH	D	595,000	0	0	0	0	0	0	0
38	DRAINAGE IMPROVEMENT-CITY	D	629,800	1	0	0	0	0	0	0
39	DRAINAGE IMPROVEMENT-PARISH	D	346,387	30,840	0	0	0	0	0	0
40	FLOOD PLAIN MGMT	D	392,848	74,684	0	50,000	0	0	0	0
41	PARISH DRAINAGE IMPROVEMENTS	D	1,457,847	174,246	0	500,000	0	0	0	0
42	ROADSIDE EXCAV/CHANNEL CLR PAR	D	1,668,000	104,000	0	0	0	0	0	0
43	ROADSIDE EXCAV/CHANNEL CLR PAR	SW	0	0	0	1,040,000	0	0	0	0
44	ROBLEY DR DETENTION POND PROJ	PS	150,000	139,411	0	0	0	0	0	0
45	SECONDARY DRAINAGE-PARISH	GF	289,050	289,050	0	0	0	0	0	0
46	SECONDARY DRAINAGE-PARISH	D	1,180,163	131,277	0	250,000	0	0	0	0
Parish Drainage Projects Total:			13,684,049	1,683,754	0	2,940,000	0	0	0	0



Parish of Lafayette
2024-25 Adopted Budget
Five-Year Capital Improvement Program (Non-Utilities)

		Existing Projects		Existing Work Order Changes	Adopted FY 24-25	Projected 10/1/2024			
		Budget @ 4/30/24	Balance @ 4/30/24			FY 25-26	FY 26-27	FY 27-28	FY 28-29
IV Public Buildings Improvement:									
47	BUCHANAN GARAGE IMPROVEMENTS	CC	7,000,000	2,297,098	0	0	0	0	0
48	LAF PARISH COURTHOUSE IMPR	CC	3,300,001	2,171,644	0	0	0	0	0
49	LPCC BUILDING IMPROVEMENTS/REPAIRS	AC	1,648,116	269,164	0	100,000	0	0	0
50	LPCH COMPLEX IMPROVEMENTS	CC	702,615	45,736	0	100,000	0	0	0
51	LPCH ESCALATOR RPL	CC	1,200,000	1,200,000	0	0	0	0	0
52	LPCH IMPR & INMATE HOLDING	CC	0	0	0	4,000,000	0	0	0
53	WATERPROOFING/EXT RPRS LPGB	CC	225,000	202,950	0	0	0	0	0
Public Buildings Improvement Total:			14,075,731	6,186,591	0	4,200,000	0	0	0
V Parish Recreation Improvements:									
54	JUDICE PARK IMPROVEMENTS	CE	30,000	3,103	0	0	0	0	0
55	JUDICE PARK IMPROVEMENTS	PR	550,279	464,910	0	0	0	0	0
56	PARK IMPROVEMENTS-PARISHWIDE	CE	359,364	168,515	0	0	0	0	0
57	PICARD PARK IMPORVEMENTS	CE	25,000	14,444	0	0	0	0	0
58	PICARD PARK IMPORVEMENTS	PR	75,000	65,000	0	0	0	0	0
Parish Recreation Improvements Total:			1,039,643	715,972	0	0	0	0	0
Parish Projects Total:			98,390,443	30,769,643	0	20,777,665	0	0	0

LEGEND:

- AC - Adult Correctional Center Fund 262
- AS - Animal Shelter & Care Center Fund 206
- CC - Courthouse Complex Fund 264
- CE - Cultural Economy Fund 274
- D - Drainage Maintenance Fund 261
- GF - Parish General Fund 105
- HU - Public Health Unit Maintenance Fund 266
- JD - Juvenile Detention Facility Fund 265
- PC - Parish Coroner Fund 270
- PR - Parishwide Parks & Recreation Projects Fund 276
- PS - Parishwide Streets, Drainage, Bridge Fund 275
- R - Road & Bridge Maintenance Fund 260
- SW - Storm Water Management Fund 273
- WM - War Memorial Fund 267



Lafayette Parish Public Library
2024-25 Adopted Budget
Five-Year Capital Improvement Program

	Existing Projects		Existing Work Order Changes	Adopted FY 24-25	Projected FY 25-26	FY 26-27	FY 27-28	FY 28-29
	Budget @ 4/30/24	Balance @ 4/30/24						
REVENUES:								
I. PAY-AS-YOU-GO:								
1 Local funding				0	40,000	165,000	50,000	115,000
TOTAL REVENUES				0	40,000	165,000	50,000	115,000
APPROPRIATIONS:								
I. PAY-AS-YOU-GO:								
Equipment								
2 East Regional Furniture & Equipment	0	0	0	0	15,000	0	15,000	0
3 Main Furniture & Equipment	120,000	76,182	0	0	0	0	0	0
4 North Regional Furniture & Equipment	40,800	30,200	0	0	0	0	0	0
5 Other locations Furniture & Equipment	60,000	39,866	0	0	0	0	0	0
6 South Regional Furniture & Equipment	76,000	49,689	0	0	0	0	0	0
7 Van / vehicles	0	0	0	0	0	0	0	45,000
8 West Regional Furniture & Equipment	0	0	0	0	0	0	10,000	0
Subtotal - Equipment	296,800	195,937	0	0	15,000	0	25,000	45,000
Automation & Computer Equipment								
9 Automation & tech infrastructure	36,000	13,569	0	0	0	30,000	0	0
10 East Regional Computer Equipment	135,000	67,443	0	0	0	0	0	0
11 Main - Makerspace Technology	47,741	37,333	0	0	0	0	0	0
12 Main Computer Equipment	180,000	168,708	0	0	0	0	0	0
13 North Regional Computer Equipment	120,000	63,239	0	0	0	0	0	0
14 Other locations Computer Equipment	70,000	21,954	0	0	0	0	0	55,000
15 South Regional Computer Equipment	160,000	78,703	0	0	0	0	0	0
Subtotal - Automation	748,741	450,948	0	0	0	30,000	0	55,000
General Plant								
16 Bld/gen plant - East Regional Library	200,000	130,043	0	0	0	25,000	0	0
17 Bld/gen plant - Main Library	450,000	116,839	0	0	0	60,000	0	0
18 Bld/gen plant - North Regional Library	285,000	213,191	0	0	0	0	0	15,000
19 Bld/gen plant - Other Locations	145,000	43,213	0	0	0	0	0	0
20 Bld/gen plant - South Regional Library	357,500	132,587	0	0	0	50,000	0	0
21 Bld/gen plant - West Regional Library	0	0	0	0	25,000	0	25,000	0
Subtotal - General Plant	1,437,500	635,874	0	0	25,000	135,000	25,000	15,000
Construction								
22 Main Library renovations	172,836	1	0	0	0	0	0	0
23 North Regional Library Expansion	4,000,000	3,703,000	0	0	0	0	0	0
24 Northeast Regional Library	8,000,000	7,440,678	0	0	0	0	0	0
25 South Regional Library Expansion	4,000,000	3,452,460	0	0	0	0	0	0
26 West Regional Library	1,800,000	687,106	0	0	0	0	0	0
Subtotal - Construction	17,972,836	15,283,246	0	0	0	0	0	0
TOTAL APPROPRIATIONS	20,455,877	16,566,004	0	0	40,000	165,000	50,000	115,000



City & Parish (Joint) of Lafayette
2024-25 Adopted Budget
Five-Year Capital Improvement Program (Non-Utilities)

		Existing Projects				10/9/2024			
		Budget	Balance	Existing Work	Adopted	Projected			
		@ 4/30/24	@ 4/30/24	Order Changes	FY 24-25	FY 25-26	FY 26-27	FY 27-28	FY 28-29
REVENUES									
I. PAY-AS-YOU-GO:									
1	CENTRAL VEHICLE MAINTENANCE	VM			0	89,000	0	0	0
2	ENVIRONMENTAL SERVICES FUND	EQ			0	209,600	0	0	0
TOTAL REVENUES					0	298,600	0	0	0
APPROPRIATIONS									
I. PAY-AS-YOU-GO:									
3	NORMAL CAPITAL	EQ	1,761,200	290,404	0	209,600	0	0	0
4	NORMAL CAPITAL	VM	309,112	82,429	0	89,000	0	0	0
PUBLIC BUILDING									
5	DEBRIS DROP FACILITY*	EQ	2,650,000	2,449,694	0	0	0	0	0
CITY & PARISH PROJECTS TOTAL:			4,720,312	2,822,527	0	298,600	0	0	0

LEGEND:

EQ - ENVIRONMENTAL SERVICES FUND 550

VM - CENTRAL VEHICLE MAINTENANCE FUND 702

*Note: Budget & balance as of 6/30/24



City of Lafayette
2024-25 Adopted Budget

Five-Year Capital Improvement Program (Non-Utilities) Summary

Source of Funds	Adopted	Projected				10/9/24
	FY 24-25	FY 25-26	FY 26-27	FY 27-28	FY 28-29	TOTAL
Source of Funds						
1961 Sales Tax	23,113,969	24,311,362	25,610,481	27,204,427	28,020,559	128,260,798
1985 Sales Tax	19,604,952	20,441,554	21,537,000	23,254,646	23,952,286	108,790,438
Interest Income	3,156,499	3,156,499	3,156,499	3,156,499	3,156,499	15,782,495
Internal Transfers In	4,131,843	4,171,089	4,212,800	4,254,927	4,297,477	21,068,136
Miscellaneous Other	4,470	4,475	4,565	4,656	4,749	22,915
Use of Fund Balance	10,874,966	15,956	0	0	0	10,890,922
PY Bond Reserve	11,471,063	0	0	0	0	11,471,063
Bonds	0	25,000,000	25,000,000	25,000,000	25,000,000	100,000,000
Total Source of Funds	72,357,762	77,100,935	79,521,345	82,875,155	84,431,571	396,286,768
City Pay as You Go						
Fund 461						
Admin/Program Costs/Reserves	7,885,822	7,888,097	8,051,304	8,222,053	8,398,842	40,446,118
Departmental Normal Capital	10,197,711	3,871,751	8,014,995	9,461,709	8,623,455	40,169,621
Streets	8,485,495	11,035,000	8,035,000	8,035,000	8,035,000	43,625,495
Drainage	3,523,000	4,730,000	4,730,000	4,730,000	4,730,000	22,443,000
Sidewalks	0	0	0	0	0	0
Public Buildings	1,405,000	270,000	270,000	270,000	270,000	2,485,000
Recreation/Parks	1,378,000	562,500	562,500	562,500	562,500	3,628,000
Subtotal Fund 461	32,875,028	28,357,348	29,663,799	31,281,262	30,619,797	152,797,234
Fund 485						
Admin/Program Costs/Reserves	10,527,822	10,834,633	11,128,861	11,433,309	11,748,398	55,673,023
Departmental Normal Capital	12,233,670	6,153,527	6,973,281	8,405,198	7,551,511	41,317,187
Streets	3,076,223	5,860,000	5,860,000	5,860,000	5,860,000	26,516,223
Drainage	1,848,000	0	0	0	0	1,848,000
Sidewalks	95,000	95,000	95,000	95,000	95,000	475,000
Public Buildings	100,000	250,000	250,000	250,000	250,000	1,100,000
Recreation/Parks	115,000	552,500	552,500	552,500	552,500	2,325,000
Subtotal Fund 485	27,995,715	23,745,660	24,859,642	26,596,007	26,057,409	129,254,433
Subtotal City PAYG	60,870,743	52,103,008	54,523,441	57,877,269	56,677,206	282,051,667
City Bond Program						
Streets	9,200,000	9,400,000	6,200,000	11,700,000	16,850,000	53,350,000
Drainage	0	2,000,000	3,800,000	1,000,000	1,000,000	7,800,000
Sidewalks	0	5,500,000	4,000,000	1,550,000	1,900,000	12,950,000
Public Buildings	1,150,000	4,350,000	7,750,000	7,500,000	2,000,000	22,750,000
Recreation/Parks Projects	1,121,063	3,750,000	3,250,000	3,250,000	3,250,000	14,621,063
Subtotal City Bond Program	11,471,063	25,000,000	25,000,000	25,000,000	25,000,000	111,471,063
Total City Capital Improvement Program	72,341,806	77,103,008	79,523,441	82,877,269	81,677,206	393,522,730

City of Lafayette
2024-25 Adopted Budget

Five-Year Capital Improvement Program (Non-Utilities) Summary
Estimated Operation & Maintenance Expenses

	Adopted	Projected				TOTAL
	FY 24-25	FY 25-26	FY 26-27	FY 27-28	FY 28-29	
I. PAY AS YOU GO PROGRAM:						
Street Projects	5,091	6,621	4,821	4,821	4,821	26,175
Drainage Projects	26,423	35,475	35,475	35,475	35,475	168,323
Recreation/Parks Projects	1,378	563	563	563	563	3,628
Public Building Projects	1,405	270	270	270	270	2,485
TOTAL PAYG O&M	34,297	42,929	41,129	41,129	41,129	200,611
II. BOND PROGRAM						
Street Projects	5,520	5,640	3,720	7,020	10,110	32,010
Drainage Projects	0	15,000	28,500	7,500	7,500	58,500
Recreation/Parks Projects	1,121	3,750	3,250	3,250	3,250	14,621
Public Building Projects	1,150	4,350	7,750	7,500	2,000	22,750
TOTAL BOND O&M	7,791	24,390	35,470	17,770	20,860	106,281
TOTAL ESTIMATED O&M COSTS	42,088	67,319	76,599	58,899	61,989	306,892



City of Lafayette
2024-25 Adopted Budget
Sales Tax Revenue Bond Parity Coverage
With New Issues & Projected Growth
Minimum Coverage of 1.5

9/26/2024

	2023-24 Projected	2024-25 Adopted	2025-26 Projected	2026-27 Projected	2027-28 Projected	2028-29 Projected
SALES TAX REVENUE						
<i>Projected Sales Tax Growth</i>	-0.24%	0.00%	2.00%	2.00%	2.00%	2.00%
1961 Sales Tax	57,200,000	57,200,000	58,344,000	59,510,880	60,701,098	61,915,120
1985 Sales Tax	46,770,828	46,770,828	47,706,245	48,660,369	49,633,577	50,626,248
Total Sales Tax	103,970,828	103,970,828	106,050,245	108,171,249	110,334,674	112,541,368
2 Year Average	104,094,455	103,970,828	105,010,536	107,110,747	109,252,962	111,438,021

DEBT SERVICE COVERAGE

1961 Sales Tax

2 Year Avg. Sales Tax	56,377,616	57,340,332	57,200,000	57,772,000	58,927,440	60,105,989
Maximum Debt Service Current and Projected	37,585,077	38,226,888	38,133,333	38,514,667	39,284,960	40,070,659
Debt Service	14,891,831	15,374,191	15,704,362	15,710,316	17,416,517	16,218,789
Coverage Ratio	3.79	3.73	3.64	3.68	3.38	3.71

1985 Sales Tax

2 Year Avg. Sales Tax	46,530,218	46,754,124	46,770,828	47,238,536	48,183,307	49,146,973
Maximum Debt Service Current and Projected	31,020,145	31,169,416	31,180,552	31,492,358	32,122,205	32,764,649
Debt Service	11,305,033	11,988,586	11,547,005	13,266,080	12,320,196	12,862,011
Coverage Ratio	4.12	3.90	4.05	3.56	3.91	3.82
Average Coverage Ratio	3.95	3.81	3.85	3.62	3.65	3.76

PROJECTED BOND ISSUES

<i>Projected Sales Tax Growth</i>	-0.24%	0.00%	2.00%	2.00%	2.00%	2.00%
1961 Sales Tax	21,750,000	-	25,000,000	-	25,000,000	-
Debt Service	1,522,500	-	1,750,000	-	1,750,000	-
Estimated Coverage	3.79	3.73	3.64	3.68	3.38	3.71
1985 Sales Tax	21,750,000	-	-	25,000,000	-	25,000,000
Debt Service	1,522,500	-	-	1,750,000	-	1,750,000
Estimated Coverage	4.12	3.90	4.05	3.56	3.91	3.82
Total Bonds	43,500,000	-	25,000,000	25,000,000	25,000,000	25,000,000



City of Lafayette
2024-25 Adopted Budget
Five-Year Capital Improvement Program (Non-Utilities)

10/9/24

	Existing Projects		Prior Year Bond		Projected				
	Budget	Balance	Existing Work	Projects Approved	Adopted	Projected			
	@ 4/30/24	@ 4/30/24	Order Changes	by Council not yet opened	FY 24-25	FY 25-26	FY 26-27	FY 27-28	FY 28-29
Pay As You Go - 1961 Sales Tax Capital Improvements - Fund 461									
Administrative/Reserve for New Debt				N/A	7,885,822	7,888,097	8,051,304	8,222,053	8,398,842
Normal Capital			(17,247)	N/A	10,197,711	3,871,751	8,014,995	9,461,709	8,623,455
Streets:									
1 12TH ST CORRIDOR STREETScape	400,000	99,572	0	N/A	0	0	0	0	0
2 ASPHALT & GRAVEL SUPPLIES	0	0	0	N/A	110,000	110,000	110,000	110,000	110,000
3 BRIDGE RENOVATIONS-CITY	2,621,035	2,148,836	0	N/A	3,150,000	2,500,000	2,500,000	2,500,000	2,500,000
4 BRIDGE REPAIRS-CITY	332,692	18	0	N/A	200,000	100,000	100,000	100,000	100,000
5 CITY GATEWAY PROJECT	750,261	371,565	0	N/A	0	0	0	0	0
6 CITYWIDE TRAFFIC CALMING	426,442	334,304	0	N/A	0	0	0	0	0
7 CONCRETE STREET REPAIRS	2,523,001	898,402	0	N/A	1,500,000	1,500,000	1,500,000	1,500,000	1,500,000
8 CONGRESS ST STREETScape	3,320,000	3,025,355	0	N/A	0	0	0	0	0
9 COURTYARD CIRCLE ALLEY CONSTRUCTION	153,433	15,536	0	N/A	0	0	0	0	0
10 N ST ANTOINE STREET EXTENSION	300,000	299,450	0	N/A	0	0	0	0	0
11 PINHOOK/KALISTE TURN LANES	0	0	0	N/A	0	3,000,000	0	0	0
12 TREE PLANTING & EST	38,596	6,316	0	N/A	0	25,000	25,000	25,000	25,000
13 UNIVERSITY AVENUE INITIATIVE	1,742,013	11,720	0	N/A	0	0	0	0	0
14 UNIVERSITY CORRIDOR	2,000,000	1,998,727	0	N/A	0	0	0	0	0
15 URBAN ASPHALT OVERLAY/RECONS	2,621,951	0	0	N/A	2,025,495	3,300,000	3,300,000	3,300,000	3,300,000
16 URBAN ASPHALT ST PRESERVATION	1,700,000	0	0	N/A	1,000,000	0	0	0	0
17 URBAN ASPHALT STREET PATCHING	2,100,000	831,582	0	N/A	500,000	500,000	500,000	500,000	500,000
Streets Total:	21,029,425	10,041,383	0	0	8,485,495	11,035,000	8,035,000	8,035,000	8,035,000
Drainage Projects:									
18 BECKY LANE CROSSDRAIN RPL	0	0	0	N/A	385,000	0	0	0	0
19 BELL N HEIGHTS DRAINAGE IMP	0	0	0	N/A	800,000	0	0	0	0
20 CONCRETE COULEE RENOVATIONS	863,391	418,816	0	N/A	0	1,000,000	1,000,000	1,000,000	1,000,000
21 COULEE CLEANING - IMPROVED	1,268,000	1,254,500	0	N/A	0	0	0	0	0
22 COULEE INSPECTION - IMPROVED	100,000	75,500	0	N/A	50,000	50,000	50,000	50,000	50,000
23 DRAINAGE IMPROVEMENTS	1,150,000	1,029,680	0	N/A	0	0	0	0	0
24 DRAINAGE IMPRV-CITY	1,250,000	858,779	0	N/A	500,000	1,000,000	1,000,000	1,000,000	1,000,000
24A FLEM BOUST/AMB INTERSECT MATCH	0	0	0	N/A	1,000,000	0	0	0	0
24B FLEM BOUST/LAKE FARM ROUNDABT	0	0	0	N/A	200,000	0	0	0	0
25 IMPROVED COULEE MAINTENANCE	300,000	99,686	0	N/A	100,000	100,000	100,000	100,000	100,000
26 LOCALIZED FLOOD MITIGATION	4,933,207	164,869	0	N/A	0	0	0	0	0
27 PEMBROKE DRIVE DRAINAGE	498,796	440,808	0	N/A	0	0	0	0	0
28 ROADSIDE EXCAV & FLUSHING-CITY	1,848,000	154,000	0	N/A	0	2,000,000	2,000,000	2,000,000	2,000,000
29 RPR SUBSURFACE/UNDGR DRG LINES	150,000	150,000	0	N/A	158,000	250,000	250,000	250,000	250,000
30 SECONDARY DRAINAGE	1,633,949	650,571	0	N/A	330,000	330,000	330,000	330,000	330,000
31 SPOT DREDGING VERMILION	4,269,741	2,353,385	0	N/A	0	0	0	0	0
Drainage Projects Total:	18,265,085	7,650,594	0	0	3,523,000	4,730,000	4,730,000	4,730,000	4,730,000
Sidewalk Projects:									
32 SIDEWALK & CURB REPAIRS	183,182	95,000	0	N/A	0	0	0	0	0
Sidewalk Projects Total:	183,182	95,000	0	0	0	0	0	0	0
Public Building:									
33 BUILDING RENOVATIONS/REPAIR-PW	64,555	63,992	0	N/A	20,000	20,000	20,000	20,000	20,000
34 CITY HALL IMPR	0	0	0	N/A	700,000	0	0	0	0
35 CITY HALL ROOF REPLACEMENT	350,000	321,500	0	N/A	0	0	0	0	0
36 HEYMANN IMPROVEMENTS	0	0	0	N/A	235,000	0	0	0	0
37 REPLACE/REPAIR A/C-PW	200,000	167,423	0	N/A	0	100,000	100,000	100,000	100,000
38 ROOFING/EXTERIOR REPAIRS-PW	100,000	96,371	0	N/A	150,000	100,000	100,000	100,000	100,000
39 VERMILION GARAGE IMPROV	250,000	250,000	0	N/A	300,000	50,000	50,000	50,000	50,000
Public Building Total:	964,555	899,285	0	0	1,405,000	270,000	270,000	270,000	270,000



City of Lafayette
2024-25 Adopted Budget
Five-Year Capital Improvement Program (Non-Utilities)

10/9/24

	Existing Projects		Prior Year Bond			Projected				
	Budget	Balance	Existing Work Order Changes	Projects Approved		Adopted FY 24-25	FY 25-26	FY 26-27	FY 27-28	FY 28-29
	@ 4/30/24	@ 4/30/24		by Council not yet opened						
Recreation/Parks Projects:										
40 CART PATH IMPROVEMENTS	0	0	0	N/A	30,000	25,000	25,000	25,000	25,000	25,000
41 COMEAUX REC CTR - BLDG REPAIR	0	0	0	N/A	908,000	0	0	0	0	0
42 GOLF COURSE & FACILITIES IMPRV	50,000	25,843	0	N/A	0	137,500	137,500	137,500	137,500	137,500
43 HEYMANN PARK IMPROVEMENTS	3,261,376	2,607,379	0	N/A	0	0	0	0	0	0
44 PARK IMPROVEMENTS-CITYWIDE	150,000	135,874	0	N/A	100,000	100,000	100,000	100,000	100,000	100,000
45 RECREATION CENTER	23,750	754	0	N/A	340,000	250,000	250,000	250,000	250,000	250,000
46 RPL A/C UNITS-RECREATION CTR	435,000	421,466	0	N/A	0	50,000	50,000	50,000	50,000	50,000
Recreation/Parks Projects Total:	3,920,126	3,191,316	0	0	1,378,000	562,500	562,500	562,500	562,500	562,500
1961 Sales Tax Capital Improvements - Fund 461 Total:	44,362,372	21,877,578	-17,247	0	32,875,028	28,357,348	29,663,799	31,281,262	30,619,797	

Pay As You Go - 1985 Sales Tax Capital Improvements - Fund 485

Administrative/Reserve for New Debt				N/A	10,527,822	10,834,633	11,128,861	11,433,309	11,748,398	
Normal Capital			(94,938)	N/A	12,233,670	6,153,527	6,973,281	8,405,198	7,551,511	
Streets:										
47 ASPHALT & GRAVEL SUPPLIES	330,000	92,768	0	N/A	0	0	0	0	0	
48 BRIDGE RENOVATIONS-CITY	1,308,015	729,649	0	N/A	0	2,500,000	2,500,000	2,500,000	2,500,000	
49 BRIDGE REPAIRS-CITY	200,000	111,518	0	N/A	0	100,000	100,000	100,000	100,000	
50 ECI MLK STREETScape CONSTRUCT	0	0	0	N/A	1,132,000	0	0	0	0	
50A DULLES DR SDWLK/DRAIN IMPROV	0	0	0	N/A	77,777	0	0	0	0	
51 FREM BOUST/AMB INTERSECT MATCH	0	0	0	N/A	0	0	0	0	0	
52 FREM BOUST/LAKE FARM ROUNDABT	0	0	0	N/A	0	0	0	0	0	
53 JEFFERSON ST RENEWAL	350,000	6,208	0	N/A	0	0	0	0	0	
54 KALISTE SALOOM RD WIDENING	833,700	172,243	-77,777	N/A	0	0	0	0	0	
55 LIMESTONE/SAND/DIRT/GRAVEL	180,000	105,109	0	N/A	90,000	90,000	90,000	90,000	90,000	
56 PAVEMENT MARKINGS	2,496,501	1,234,477	0	N/A	900,000	1,000,000	1,000,000	1,000,000	1,000,000	
57 PAVEMENT MARKINGS MPO MTC	268,000	267,166	0	N/A	160,000	260,000	260,000	260,000	260,000	
58 PECAN ORCHARD ENGIN DESIGN/MTC	0	0	0	N/A	456,446	0	0	0	0	
59 PRELIMINARY ENGINEERING-PW	340,405	62,547	0	N/A	75,000	150,000	150,000	150,000	150,000	
60 PRELIMINARY ENGINEERING-TRB	500,000	278,394	0	N/A	0	50,000	50,000	50,000	50,000	
61 PROJECT MANAGEMENT SERVICES	475,000	200,000	0	N/A	0	0	0	0	0	
62 TRAFFIC CALMING PROJECT-DIST 5	150,000	106,804	0	N/A	0	0	0	0	0	
63 TREE PLANTING & EST	50,000	50,000	0	N/A	0	25,000	25,000	25,000	25,000	
64 TREE REMOVAL	360,000	131,743	0	N/A	185,000	185,000	185,000	185,000	185,000	
65 UNIVERSITY CORRIDOR	2,500,000	200,000	0	N/A	0	0	0	0	0	
66 URBAN ASPHALT OVERLAY/RECONS	15,187,343	822,644	0	N/A	0	0	0	0	0	
67 URBAN ASPHALT ST PRESERVATION	3,099,770	690,907	0	N/A	0	1,500,000	1,500,000	1,500,000	1,500,000	
68 URBAN ASPHALT STREET PATCHING	600,000	36,759	0	N/A	0	0	0	0	0	
Streets Total:	29,228,733	5,298,935	-77,777	0	3,076,223	5,860,000	5,860,000	5,860,000	5,860,000	
Drainage Projects:										
69 LAKE FARM DETENTION	5,180,259	100,037	0	N/A	0	0	0	0	0	
69A ROADSIDE EXCAV & FLUSHING-CITY	0	0	0	N/A	1,848,000	0	0	0	0	
70 SUBSURFACE/UNDRGRND DR LNS RPR	250,000	250,000	0	N/A	0	0	0	0	0	
Drainage Projects Total:	5,430,259	350,037	0	0	1,848,000	0	0	0	0	
Sidewalk Projects:										
71 DOWNTOWN SIDEWALKS/CURBS/OVERLY	213,750	212,897	0	N/A	0	0	0	0	0	
72 PEDESTRIAN RIVER CROSSING	300,000	26,289	0	N/A	0	0	0	0	0	
73 SIDEWALK & CURB REPAIRS	189,994	55,053	0	N/A	95,000	95,000	95,000	95,000	95,000	
Sidewalk Projects Total:	703,744	294,239	0	0	95,000	95,000	95,000	95,000	95,000	
Public Building:										
74 BUILDING RENOVATIONS/REPAIR-PW	410,093	1,301	0	N/A	0	0	0	0	0	



City of Lafayette
2024-25 Adopted Budget
Five-Year Capital Improvement Program (Non-Utilities)

10/9/24

	Existing Projects		Prior Year Bond			Projected				
	Budget	Balance	Existing Work Order Changes	Projects Approved		Adopted FY 24-25	FY 25-26	FY 26-27	FY 27-28	FY 28-29
	@ 4/30/24	@ 4/30/24		by Council not yet opened						
75 CAJUNDOME	100,000	100,000	0	N/A	100,000	0	0	0	0	0
76 CITY HALL ROOF REPL/ARCH FEES	850,000	745,386	0	N/A	0	0	0	0	0	0
77 REPLACE/REPAIR A/C-PW	100,000	4,051	0	N/A	0	100,000	100,000	100,000	100,000	100,000
78 ROOFING/EXTERIOR REPAIRS-PW	300,000	89,702	0	N/A	0	100,000	100,000	100,000	100,000	100,000
79 VERMILION GARAGE IMPROV	192,706	189,082	0	N/A	0	50,000	50,000	50,000	50,000	50,000
Public Building Total:	1,952,799	1,129,522	0	0	100,000	250,000	250,000	250,000	250,000	250,000
Recreation/Parks Projects:										
80 CART PATH IMPROVEMENTS	21,550	11,578	0	N/A	0	25,000	25,000	25,000	25,000	25,000
81 GOLF COURSE & FACILITIES IMPRV	394,643	4,198	0	N/A	70,000	137,500	137,500	137,500	137,500	137,500
82 GREENS RESTORATION	10,800	3,253	0	N/A	45,000	20,000	20,000	20,000	20,000	20,000
83 PARK IMPROVEMENTS-CITYWIDE	325,462	2,288	0	N/A	0	50,000	50,000	50,000	50,000	50,000
84 RECREATION CENTER	1,618,310	225,882	0	N/A	0	250,000	250,000	250,000	250,000	250,000
85 SWIMMING FACILITY IMPROV	100,000	45,429	0	N/A	0	50,000	50,000	50,000	50,000	50,000
86 TENNIS FACILITY IMPROVEMENTS	20,000	5,000	0	N/A	0	20,000	20,000	20,000	20,000	20,000
Recreation/Parks Projects Total:	2,490,765	297,627	0	0	115,000	552,500	552,500	552,500	552,500	552,500
1985 Sales Tax Capital Improvements - Fund 485 Total:	39,806,300	7,370,361	-172,715	0	27,995,715	23,745,660	24,859,642	26,596,007	26,057,409	26,057,409
Pay As You Go Program Total:	84,168,672	29,247,939	-189,962	0	60,870,743	52,103,008	54,523,441	57,877,269	56,677,206	56,677,206
BOND PROGRAM										
Reserve*	6,187,063	6,187,063	-1,624,063	-4,063,000	0	0	0	0	0	0
Streets:										
87 12TH STREET STREETSCAPE	0	0	0	0	1,000,000	0	0	0	0	0
88 BERTRAND STREETSCAPE	0	0	0	0	1,000,000	0	0	0	0	0
89 BLUEBIRD DR EXT/WIDENING	2,549,498	712,935	0	0	0	2,500,000	0	0	0	0
90 BRIDGE RPL*	4,369,362	2,583,254	0	0	0	1,200,000	1,200,000	1,200,000	1,200,000	1,200,000
91 BRIDGE RPR/RPL/DRAINAGE BOX CULVERTS	1,500,000	1,357,750	0	0	0	1,000,000	1,000,000	1,000,000	1,000,000	1,000,000
92 CITY GATEWAY PROJECT*	1,500,000	1,500,000	0	0	0	0	0	1,500,000	1,500,000	1,500,000
93 CONGRESS STREET STREETSCAPE	4,700,000	4,700,000	0	2,000,000	0	0	0	0	0	0
94 DOWNTOWN STREET & SIDEWALK, PH III	283,445	529	0	0	0	0	0	0	0	0
95 DUHON ROAD WIDENING	1,307,987	1,027,702	0	1,000,000	0	0	0	0	0	0
96 DULLES DRIVE WIDENING	10,318,668	0	0	0	0	0	0	0	0	0
97 E PONT DES MOUTON	1,546,203	99,135	0	0	0	0	0	0	0	0
98 FREM BOUSTANY EXT*	826,270	315,428	0	0	1,200,000	0	0	0	0	0
99 EVANGELINE THRUWAY LOCAL SAFETY INIATIVE	0	0	0	0	1,000,000	0	0	3,000,000	0	0
100 JOHNSTON STREET RELIGHTING	250,000	0	0	0	0	0	0	2,000,000	3,000,000	3,000,000
101 JOHNSTON STREET REVITALIZATION	0	0	0	0	5,000,000	0	0	0	0	0
102 LAKE FARM RD EXT-KAL/SETTLERS	86,000	50,111	0	0	0	0	0	0	0	0
103 LAKE FARM/VEROT SCHOOL ROAD EXT	267,381	52,245	0	0	0	4,000,000	0	0	0	0
104 MPO LA-182/RENAUD ROUNDABT MTC	100,000	12,692	0	0	0	700,000	0	0	0	0
105 N ST ANTOINE EXT-PONT DES MTN	2,324,285	1,226,895	0	0	0	0	0	0	0	10,150,000
106 N. ST. ANTOINE ST. EXTENSION	9,600,000	9,591,770	0	0	0	0	4,000,000	3,000,000	0	0
107 PINHOOK/KALISTE SALOOM TURN LN	250,000	61,843	0	0	0	0	0	0	0	0
108 POLLY LANE EXTENTION	561,085	1,932	0	0	0	0	0	0	0	0
109 UNIVERSITY CORRIDOR INITIATIVE	4,600,000	2,836,345	0	0	0	0	0	0	0	0
Bond Streets Total:	46,940,185	26,130,566	0	3,000,000	9,200,000	9,400,000	6,200,000	11,700,000	16,850,000	16,850,000
Bond Drainage:										
110 CITY STORM WATER DIVERSION	2,685,879	190	0	0	0	0	0	0	0	0
111 CONCRETE COULEE RENOVATIONS*	2,801,006	747,193	0	0	0	0	1,000,000	1,000,000	1,000,000	1,000,000
112 COULEE BEND IMPROV	174,597	0	0	0	0	0	0	0	0	0
113 NOTTINGHAM DRAIN/RAINTREE COULE	697,628	0	0	0	0	0	0	0	0	0
114 RIVER OAKS DETENTION	231,301	219,581	0	0	0	0	0	0	0	0



City of Lafayette
2024-25 Adopted Budget
Five-Year Capital Improvement Program (Non-Utilities)

10/9/24

	Existing Projects		Prior Year Bond			Projected				
	Budget	Balance	Existing Work Order Changes	Projects Approved		FY 24-25	FY 25-26	FY 26-27	FY 27-28	FY 28-29
	@ 4/30/24	@ 4/30/24		by Council	Adopted					
115 RIVER OAKS PUMP STATION-NEW STATION	30,171	5,000	0	0	0	0	0	0	0	0
116 STORM WATER DIVERSION	4,130,716	181,917	0	0	0	0	0	0	0	0
117 WALKER RD DRAINAGE	3,190,495	22,681	0	0	0	2,000,000	2,800,000	0	0	0
Bond Drainage Total:	13,941,792	1,176,562	0	0	0	2,000,000	3,800,000	1,000,000	1,000,000	0
Bond Sidewalk Projects:										
118 DOWNTOWN SIDEWALKS/CURBS/OVRLY	820,000	626,158	0	0	0	0	0	0	0	0
119 DOWNTOWN TRANSIT ACCESS	1,000,000	1,000,000	-500,000	0	0	1,000,000	1,000,000	0	0	0
120 ERASTE LANDRY SIDEWALK/189 MTC	350,000	350,000	0	0	0	0	0	0	0	0
121 GENERAL SIDEWALK IMPROVEMENTS	850,000	607,819	0	0	0	1,000,000	1,000,000	1,550,000	1,900,000	0
122 PECAN/BUICK/PINE/CHESTER SIDEWALKS	450,000	273,422	0	0	0	0	0	0	0	0
123 PEDESTRIAN RIVER CROSSING	500,000	500,000	0	0	0	2,500,000	2,000,000	0	0	0
124 ST MARY/ST LANDRY ADA SIDEWALK IMPRV	875,000	751,675	0	0	0	1,000,000	0	0	0	0
Bond Sidewalk Projects Total:	4,845,000	4,109,074	-500,000	0	0	5,500,000	4,000,000	1,550,000	1,900,000	0
Bond Public Building:										
125 ACA MUSIC MUSEUM	945,000	945,000	0	0	0	0	0	0	0	0
126 ATHLETIC FACILITIES	2,000,000	1,994,500	0	0	0	1,350,000	1,150,000	0	0	0
127 CITY BUILDING UPGRADES	500,000	500,000	0	0	500,000	0	1,000,000	2,500,000	2,000,000	0
128 CITY COURT & MARSHAL COMPLEX	9,500,000	9,347,000	-9,347,000	0	0	0	0	0	0	0
129 DOWNTOWN SIDEWALK INFRASTRUCTURE IMPRV	1,450,000	1,450,000	0	0	0	0	0	0	0	0
130 DOWNTOWN PARKING GARAGE*	500,000	500,000	0	0	0	0	0	0	0	0
131 FIRE STATION #2 RENOVATIONS	804,853	30,392	0	0	0	0	0	0	0	0
132 FIRE STATION #5*	2,187,012	1,801,442	0	1,063,000	0	3,000,000	5,600,000	5,000,000	0	0
133 FIRE STATION #6 REBUILDING	708,135	0	0	0	0	0	0	0	0	0
134 HEYMANN PERFORMING ARTS	0	0	0	0	650,000	0	0	0	0	0
135 RECREATION CENTER	650,000	96,207	0	0	0	0	0	0	0	0
Bond Public Building Total:	19,245,000	16,664,541	-9,347,000	1,063,000	1,150,000	4,350,000	7,750,000	7,500,000	2,000,000	0
Bond Recreation/Parks Projects:										
136 BIKING/WALKING TRAIL	5,340,000	4,240,854	0	0	0	3,500,000	3,000,000	3,000,000	3,000,000	0
137 BROWN PARK	13,934,957	0	0	0	0	0	0	0	0	0
138 GIRARD PARK IMPROVEMENTS	300,000	5,645	0	0	0	0	0	0	0	0
139 HEYMANN PARK	0	0	0	0	500,000	0	0	0	0	0
140 MLK POOL ENCLOSURE	800,000	760,000	0	0	75,000	0	0	0	0	0
141 MOORE PARK COMPLEX	14,701,551	2,145,233	0	0	0	0	0	0	0	0
142 OJ MOUTON POOL	0	0	0	0	500,000	0	0	0	0	0
143 PARK IMPROVEMENTS-CITYWIDE	664,767	340,818	0	0	46,063	250,000	250,000	250,000	250,000	0
144 TENNIS FACILITY IMPROVEMENTS	203,958	53,197	0	0	0	0	0	0	0	0
Bond Recreation/Parks Projects Total:	35,945,234	7,545,747	0	0	1,121,063	3,750,000	3,250,000	3,250,000	3,250,000	0
Bond Projects Total:	127,104,274	61,813,553	-11,471,063	0	11,471,063	25,000,000	25,000,000	25,000,000	25,000,000	0
TOTAL BOND AND PAYG PROGRAMS:	211,272,946	91,061,493	-11,661,025	0	72,341,806	77,103,008	79,523,441	82,877,269	81,677,206	0

*Note: Budget & balance as of 07-05-2024



FIVE-YEAR CAPITAL IMPROVEMENT PROGRAM (UTILITIES)

Lafayette Utilities System's (LUS) Capital Improvement Project (CIP) program is reevaluated annually to include updated projections on capital projects for the electric, water, and wastewater systems. During the annual evaluation process, project managers discuss project costs, timelines, resources required, potential obstacles, and other collaborations that may need to occur to successfully complete the project. Additionally, the LUS Consulting Engineer of Record, in accordance with the Utilities System General Bond Ordinance, provides a comprehensive annual report that addresses the conditions and operations of the systems and overall financial and operational performance. Highlights include:

Electric System: LUS's electric system is highly reliable when compared with national and regional averages for electric utilities. The electric CIP listing includes demolition of the existing Bonin site and construction of a new generating facility (Bonin 4), improvements to the combustion turbine plants, placement and renewal of distribution feeders, extension of infrastructure to serve system expansions, new transformers, new substations, expansion of existing substations, new transmission lines, software/systems upgrades, and plant rehabilitations and has an estimated appropriation total of \$248.5 million over the next five years.

The **Northeast/Peck Substation and Transmission Lines** projects are to construct a new substation, transmission lines necessary for interconnection to the 69kV transmission grid, and distribution lines for service in the northeast portion of the service territory. These projects will complete the goal of managing existing load, planning for the future load growth in the area with increased reliability, and planning for redundancy. These projects have an estimated appropriation of \$10.5 million over five years.

The **Transmission Pole Replacement** project is to construct new 230kV structures to extend life and ensure system reliability of the Bulk Electric System (BES). This project has an estimated cost \$4.8 million over five years.

Water System: LUS's water system provides safe, high-quality drinking water and fire protection to the city of Lafayette and serves retail and wholesale customers. The water CIP listing includes building improvements, rehabilitation of treatment units, main replacements, upgrades, and service extensions and has an estimated appropriation total of \$86.4 million over the next five years.

The **Galvanized Main Replacement** project will replace antiquated water lines with updated water line infrastructure and will decrease water loss due to leaks, minimize pressure issues, and enhance water quality, reliability, and accessibility for residents and businesses in the community. This project has an estimated appropriation total of \$38.9M over the next five years which will be partially funded with federal grants.

The **Water Well Installation** projects at Commission Blvd Water Plant, Gloria Switch Water Plant, and the Jim Love Water Plant will increase production capacity to serve an increasing customer base in the City and Parish.

The **Water Storage Tank Installation and Improvements** projects will provide extra storage capacity to meet high demands during peak hourly usage times and severe weather events such as droughts, freezes, and hurricanes. These projects have an estimated appropriation total of \$9.3M over the next five years.

Wastewater System: LUS's wastewater system is updating its wastewater master plan to identify collection system capacity improvement projects, wastewater treatment system capacity improvements, and regulatory compliance projects for a 20-year period. The wastewater CIP listing includes expansion of treatment plants, digester rehabilitations, lift station upgrades, gravity sewer upgrades, collection system improvements, odor control, and sludge handling and has an estimated appropriation total of \$105.5 million over the next five years.

The **South Plant Flow Handling** project will add process units to handle and treat additional wastewater due to system growth and reconfiguration of the wastewater system. This is the next of several phases related to the South Wastewater Treatment Plant expansion. This project has an estimated cost of \$32.2 million over the next five years.

The **Collection System Improvements** project includes manhole rehabilitation, point repairs, main line and service line replacements, and other repairs associated with the Capacity, Management, Operation, and Maintenance (CMOM) program. This project has an estimated cost of \$12.5 million over the next five years.



**Lafayette Utilities System
2024-25 Adopted Budget
Five-Year Capital Improvement Program (Utilities System)
Combined Summary - Retained Earnings and Bond Capital**

	Adopted	Projected				10/9/24
	FY 24-25	FY 25-26	FY 26-27	FY 27-28	FY 28-29	TOTAL
REVENUES:						
Retained Earnings Capital fr Oper.	16,874,165	24,772,580	30,255,392	36,857,510	36,857,510	145,617,157
Prior Year Retained Earnings Reserve	17,746,145	9,887,810	15,457,890	26,585,782	33,665,792	103,343,419
Other Funding Sources	11,612,500	11,862,500	39,112,500	7,862,500	7,862,500	78,312,500
Bond Proceeds - Bonin	0	194,900,000	0	0	0	194,900,000
Bond Proceeds - Utilities Revenue	0	25,000,000	25,000,000	0	0	50,000,000
Reimbursable - Bonin	11,450,000	0	0	0	0	11,450,000
TOTAL REVENUES	57,682,810	266,422,890	109,825,782	71,305,792	78,385,802	583,623,076
APPROPRIATIONS:						
Electric Division:						
Acquisitions	0	200,000	0	0	0	200,000
Production	2,015,000	195,305,000	155,000	155,000	155,000	197,785,000
Distribution	2,960,000	1,710,000	1,810,000	1,760,000	1,410,000	9,650,000
Substations	425,000	4,975,000	7,025,000	1,275,000	235,000	13,935,000
Transmission	4,210,000	6,610,000	10,000	10,000	10,000	10,850,000
General Plant	6,325,000	5,375,000	4,100,000	300,000	250,000	16,350,000
Total Electric	15,935,000	214,175,000	13,100,000	3,500,000	2,060,000	248,770,000
Water Division:						
Production	6,580,000	8,380,000	5,080,000	2,230,000	4,230,000	26,500,000
Distribution	13,470,000	15,220,000	11,820,000	10,670,000	8,670,000	59,850,000
Total Water	20,050,000	23,600,000	16,900,000	12,900,000	12,900,000	86,350,000
Wastewater Division:						
Treatment	3,110,000	5,710,000	35,110,000	13,360,000	660,000	57,950,000
Collection	8,700,000	7,480,000	18,130,000	7,880,000	5,380,000	47,570,000
Total Wastewater	11,810,000	13,190,000	53,240,000	21,240,000	6,040,000	105,520,000
TOTAL APPROPRIATIONS	47,795,000	250,965,000	83,240,000	37,640,000	21,000,000	440,640,000
BALANCE AVAILABLE	9,887,810	15,457,890	26,585,782	33,665,792	57,385,802	142,983,076
TOTAL APPROPRIATIONS/RESERVES	57,682,810	266,422,890	109,825,782	71,305,792	78,385,802	583,623,076

**Lafayette Utilities System
Five-Year Capital Improvement Program (Utilities System) Summary
Estimated Operation & Maintenance Expenses**

	Adopted	Projected				TOTAL
	FY 24-25	FY 25-26	FY 26-27	FY 27-28	FY 28-29	
Electric Division	478,050	6,425,250	393,000	105,000	61,800	7,463,100
Water Division	401,000	472,000	338,000	258,000	258,000	1,727,000
Wastewater Division	295,250	329,750	1,331,000	531,000	151,000	2,638,000
Total	1,174,300	7,227,000	2,062,000	894,000	470,800	11,828,100



Lafayette Utilities System
2024-25 Adopted Budget
Five-Year Capital Improvement Program (Utilities System)
Schedule of Appropriations

Title	Existing Projects		Existing Work Order Changes	Adopted FY 24-25	Projected			
	Total @ 4/30/24	Balance @ 4/30/24			FY 25-26	FY 26-27	FY 27-28	FY 28-29
ELECTRIC SYSTEM								
Electric Acquisitions:								
1 Electric Customer Acquisitions	100,000	100,000	0	0	200,000	0	0	0
2 Slemco Acquisitions	3,272,021	167	0	0	0	0	0	0
Subtotal Electric Acquisitions	3,372,021	100,167	0	0	200,000	0	0	0
Electric Production:								
3 Bonin 4	150,000	90,164	0	0	194,900,000	0	0	0
4 Bonin Generation Interconnect Study	5,900,000	4,595,836	0	0	0	0	0	0
5 Bonin Modifications	100,000	45,503	0	60,000	0	0	0	0
6 CEMS and Emissions Control Phase II	300,000	165,765	0	0	0	0	0	0
7 CEMS System Upgrade	0	0	0	100,000	0	0	0	0
8 Combustion Turbine Plant Imp Ph IV	0	0	0	1,100,000	100,000	0	0	0
9 Combustion Turbine Plant Imprv Ph II	2,650,000	56,932	0	0	0	0	0	0
10 Combustion Turbine Plant Imprv PH III	647,456	219,133	0	100,000	100,000	50,000	50,000	50,000
11 CTG Chiller Building Rehab	200,000	41,018	0	0	0	0	0	0
12 CTG Chiller Motor Rebuild	550,000	130,572	0	50,000	25,000	25,000	25,000	25,000
13 CTG Inlet Air Chiller Coil Replacement	565,168	8	0	0	0	0	0	0
14 CTG Instrument Air Compressors	600,000	70	0	0	0	0	0	0
15 CTG Plant Automation Imprv	1,813,948	734,559	0	300,000	100,000	0	0	0
16 CTG Remote Racking Breakers	100,000	98,647	0	100,000	0	0	0	0
17 Expansion Joint Replacement Phase II	100,000	100,000	0	0	0	0	0	0
18 Fuel Supply Improvements PH II	725,000	222,304	0	150,000	0	0	0	0
19 Fuel Supply Improvements PH III	1,225,000	618,710	0	0	25,000	25,000	25,000	25,000
20 Hargis Building Improvements	50,000	50,000	0	0	0	0	0	0
21 Inlet Air Filter Imp Ph II	0	0	0	0	0	0	0	0
22 Inlet Air Filter Improvement	80,000	1	0	0	0	0	0	0
23 Labbe Building Improvements	375,000	216,437	0	0	0	0	0	0
24 Plant Site and Security Impr Phase II	0	0	0	50,000	50,000	50,000	50,000	50,000
25 Unidentified Production Projects	0	0	0	5,000	5,000	5,000	5,000	5,000
Subtotal Electric Production	16,131,572	7,385,659	0	2,015,000	195,305,000	155,000	155,000	155,000
Electric Distribution:								
26 600 Amp Loop - Airport	230,000	1,032	0	0	0	0	0	0
27 Aged Primary Cable Replacement	600,000	45,652	0	200,000	200,000	200,000	200,000	200,000
28 Automation of Distribution Circuits	50,000	50,000	0	150,000	150,000	100,000	100,000	100,000
29 Cooper Feeder Reconductor - Orange St	0	0	0	450,000	0	0	0	0
30 Copper Feeder Reconductor - Myrtle St	0	0	0	350,000	0	0	0	0
31 Distribution Automation	525,000	59,012	0	0	0	0	0	0
32 Distribution Line Extensions	1,350,000	156,032	0	0	0	0	0	0
33 Distribution Line Extensions	0	0	0	200,000	200,000	200,000	200,000	200,000
34 Elec Line Ext. South Water Plant	280,000	280,000	0	0	0	0	0	0
35 Electric Line Ext. - Feeder 3553	600,000	84,073	0	0	0	0	0	0
36 Electric Line Extension - Lajaunie Rd.	635,000	198,791	0	0	0	0	0	0
37 Electric Line Extension 8551	300,000	82,406	0	0	0	0	0	0
38 Electric System Expansions	1,050,000	452,783	0	0	0	400,000	350,000	0
39 Fault Detectors - UG Distribution, System Wide	385,000	279,024	0	0	0	0	0	0
40 Feeder 7051 Extension	600,000	13,293	0	0	0	0	0	0
41 Feeder Automation-Cajundome	350,000	350,000	0	0	0	0	0	0
42 Feeder Restoration Project	0	0	0	750,000	750,000	500,000	500,000	500,000
43 Feeder Tie 3553 to 5055 Ph. I	876,637	1,478	0	0	0	0	0	0
44 Green Rd Feeder 8557/5554	320,000	308,934	0	0	0	0	0	0
45 Grounds Installation	200,000	63,369	0	0	0	0	0	0
46 Install Transformer Sewer Subst	100,000	19,986	0	0	0	0	0	0
47 New La Neuville Feeder 7050	796,569	260	0	0	0	0	0	0
48 New PDM Feeder 3555	1,200,000	613,375	0	0	0	0	0	0
49 Northeast Substation Feeders	850,000	710,393	0	0	0	0	0	0
50 Reconductor 2555/8560	350,000	6,223	0	0	0	0	0	0
51 Reconductor Feeder 3050	0	0	0	450,000	0	0	0	0
52 Rehab Copper OH line	400,000	12,777	0	200,000	200,000	200,000	200,000	200,000
53 Replace Direct Bury Cable	430,000	149,256	0	200,000	200,000	200,000	200,000	200,000
54 Transmission Pole Replacement-Hugh Wallis/Kalist	350,000	350,000	0	0	0	0	0	0
55 Unidentified Distribution Imprv	0	0	0	10,000	10,000	10,000	10,000	10,000
Subtotal Electric Distribution	12,828,206	4,288,147	0	2,960,000	1,710,000	1,810,000	1,760,000	1,410,000
Electric Substation:								
56 138kV Breaker Replacements	450,000	301,609	0	0	0	0	0	0
57 15kV Breaker Replacements	500,000	58,299	0	0	0	0	0	0
58 230kV Breaker Replacements	1,250,000	488,744	0	0	0	0	0	0
59 69kV Breaker Replacements	225,000	416	0	0	0	0	0	0
60 Doc Bonin Switchyard Expansion	11,500,000	345,083	0	0	0	0	0	0
61 Guilbeau Substation Reconfiguration	0	0	0	0	250,000	4,500,000	0	0



Lafayette Utilities System
2024-25 Adopted Budget
Five-Year Capital Improvement Program (Utilities System)
Schedule of Appropriations

Title	Existing Projects		Existing Work Order Changes	Adopted FY 24-25	Projected			
	Total @ 4/30/24	Balance @ 4/30/24			FY 25-26	FY 26-27	FY 27-28	FY 28-29
62 Luke Street Substation Building	0	0	0	0	0	0	0	0
63 Luke Street Substation Building	246,905	0	0	0	0	0	0	0
64 Mobile Substation	0	0	0	0	0	0	0	0
65 Northeast Substation	6,250,000	1,064,077	0	0	0	0	0	0
66 Peck Substation Imprv	1,336,194	321,041	0	150,000	4,350,000	0	0	0
67 Perard Substation Reconfiguration	0	0	0	0	100,000	250,000	1,000,000	0
68 Pont Des Mouton Autotransformer	4,750,000	4,110,936	0	0	0	0	0	0
69 Protective Relay Replacements	425,000	141,793	0	175,000	175,000	175,000	175,000	175,000
70 Replace 69kV Breakers Doc Bonin/Elks	630,000	409,906	0	0	0	0	0	0
71 Replacement of Substations RTU's	175,000	62,114	0	40,000	40,000	40,000	40,000	0
72 Substation Maint/Storage Facility	950,000	1	0	0	0	0	0	0
73 Substation Transformer Mods	100,000	38,781	0	0	0	0	0	0
74 Substation Transformer Mods	0	0	0	50,000	50,000	50,000	50,000	50,000
75 Substation Transformer Replacement	0	0	0	0	0	2,000,000	0	0
76 Substation Transformer Replacements	3,790,520	2,000,024	0	0	0	0	0	0
77 Unidentified Substation Imprv	0	0	0	10,000	10,000	10,000	10,000	10,000
Subtotal Electric Substation	32,578,619	9,342,823	0	425,000	4,975,000	7,025,000	1,275,000	235,000
Electric Transmission:								
78 Mall-Flanders 230kV Pole Replacement	1,488,738	7,754	0	0	0	0	0	0
79 Peck /NE Sub Trans Line	3,430,638	194,594	0	1,000,000	4,500,000	0	0	0
80 Pont Des Mouton / NE Sub Trans Line	9,700,000	7,881,762	0	500,000	0	0	0	0
81 Rehabilitate Steel Transmission Structures	1,100,000	66,816	0	0	0	0	0	0
82 Replace Wooden Transmission Structures	125,000	51,510	0	2,700,000	2,100,000	0	0	0
83 Unidentified Transmission Imprv	0	0	0	10,000	10,000	10,000	10,000	10,000
Subtotal Electric Transmission	15,844,376	8,202,437	0	4,210,000	6,610,000	10,000	10,000	10,000
Electric General Plant:								
84 Admin Building Rehab	0	0	0	200,000	0	0	0	0
85 Call Center/CIS Enhancements	1,875,000	121,065	0	150,000	0	0	0	0
86 Customer Engagement	520,354	0	0	50,000	0	0	0	0
87 Customer Service Property	5,500,000	3,948,449	0	0	0	0	0	0
88 Digital Self Service	150,000	13,000	0	0	0	0	0	0
89 ECS Hardare/software Upgrade	0	0	0	500,000	500,000	500,000	0	0
90 Environmental Lab Building	50,000	50,000	0	0	2,500,000	2,500,000	0	0
91 EV Chargers	150,000	57,698	0	0	0	0	0	0
92 Expansion of SCADA rm - Dispatch Operations	75,000	67,879	0	1,300,000	0	0	0	0
93 Facilities Imprv	1,680,000	84,760	0	0	0	0	0	0
94 Facilities Modifications	400,000	393,867	0	50,000	50,000	50,000	50,000	50,000
95 Facilities Parking Lot Improvements	150,000	26,455	0	0	0	0	0	0
96 LUS Building Rehab	50,000	50,000	0	250,000	0	0	0	0
97 LUS HVAC Replacement	1,400,000	605,695	0	750,000	750,000	0	0	0
98 LUS LED Lighting Improvements	175,000	131,724	0	50,000	50,000	0	0	0
99 Mobile for OMS	300,000	122,183	0	0	0	0	0	0
100 Mobile Work Force System	350,000	62,789	0	0	0	0	0	0
101 NERC CIP Vers.5 Equip.	320,000	31,476	0	50,000	50,000	50,000	50,000	0
102 Network Cabling Improvements	51,000	4,520	0	0	0	0	0	0
103 New Backup Control Center	0	0	0	75,000	125,000	800,000	0	0
104 New DMS System	100,000	20,000	0	1,500,000	1,000,000	0	0	0
105 New UPS for SCADA and Dispatch	97,149	4,035	0	0	0	0	0	0
106 OMS Replacement	1,550,000	140,504	0	0	0	0	0	0
107 Private Security Light Upgrade	453,890	105,473	0	50,000	50,000	50,000	50,000	50,000
108 Property for Future Utility Expansion	550,000	550,000	0	400,000	100,000	100,000	100,000	100,000
109 Property for Future Utility Plant Expansion	0	0	0	50,000	50,000	50,000	50,000	50,000
110 Property Future Utility Plant Expansion	50,000	9,130	0	0	0	0	0	0
111 Rehab Old Animal Shelter	0	0	0	0	0	0	0	0
112 Scada Control Rm. Imprv	250,000	2,636	0	0	0	0	0	0
113 SCADA Software Upgrade	1,400,000	214,137	0	0	0	0	0	0
114 Server Farm & SAN Improvements	974,306	26,510	0	650,000	0	0	0	0
115 Smart Grid App. Upgrades, Analytics, Integrations	488,000	37,885	0	0	0	0	0	0
116 Storeroom conversion for Warehouse	25,000	25,000	0	25,000	0	0	0	0
117 Street Light Upgrades	9,700,000	813,509	0	0	0	0	0	0
118 Transformer shop improvements	150,000	150,000	0	75,000	0	0	0	0
119 Unidentified General Plant Additions	0	0	0	0	0	0	0	0
120 Warehouse Improvements	0	0	0	150,000	150,000	0	0	0
Subtotal Electric General Plant	28,984,699	7,870,378	0	6,325,000	5,375,000	4,100,000	300,000	250,000
TOTAL ELECTRIC SYSTEM	109,739,494	37,189,611	0	15,935,000	214,175,000	13,100,000	3,500,000	2,060,000
WATER SYSTEM								
Water Production:								
121 Additional Ground Storage Tank NWTP	0	0	0	400,000	4,500,000	0	0	0



Lafayette Utilities System
2024-25 Adopted Budget
Five-Year Capital Improvement Program (Utilities System)
Schedule of Appropriations

Title	Existing Projects		Existing Work Order Changes	Adopted FY 24-25	Projected			
	Total @ 4/30/24	Balance @ 4/30/24			FY 25-26	FY 26-27	FY 27-28	FY 28-29
122 Emergency Backup Power	17,138	1	0	0	0	0	0	0
123 Gloria Switch Chemical Bldg Replacement	2,134,769	84,287	0	0	0	0	0	0
124 Gloria Switch Ground Storage Tank Painting	0	0	0	0	0	300,000	0	0
125 Gloria Switch Pipe Gallery Upgrade	0	0	0	200,000	2,800,000	0	0	0
126 Ground Storage Tank Painting	0	0	0	0	0	350,000	0	0
127 Install Water Well at Gloria Switch Plant	0	0	0	0	0	200,000	2,000,000	0
128 Install Water Well at SWTP	0	0	0	0	200,000	2,000,000	0	0
129 Install Well at Commission Blvd Water Plant	0	0	0	2,200,000	0	0	0	0
130 Media Changeout at SWTP	743,280	70	0	0	0	0	0	0
131 NWTP Building Imprv	151,426	63,987	0	0	0	0	0	0
132 NWTP Chemical/Maintenance Building Imp	0	0	0	2,000,000	0	0	0	0
133 NWTP Chlorine Relocation	665,607	4,878	0	0	0	0	0	0
134 NWTP Emergency Backup Power	0	0	0	0	0	0	0	4,000,000
135 NWTP Enclose/AC Pipe Gallery	0	0	0	0	0	2,000,000	0	0
136 NWTP Ground Storage Tank No. 4 Demolition	0	0	0	250,000	0	0	0	0
137 NWTP Pipe Gallery Impr (7-10)	1,105,447	150,000	0	0	0	0	0	0
138 NWTP Settling Tanks Painting	0	0	0	0	250,000	0	0	0
139 NWTP Treatment Unit Rehabilitation Phase II	0	0	0	300,000	0	0	0	0
140 NWTP Unit 5 Gear Replacement	0	0	0	300,000	0	0	0	0
141 Pipe Pigging at NWTP	50,000	49,969	0	50,000	0	0	0	0
142 Redundant Ground Storage Tank SWTP	5,638,258	772,131	0	0	0	0	0	0
143 Rehab of Treatment Units NWTP	368,300	367,967	0	0	0	0	0	0
144 SCADA Monitoring Locations	140,000	36,920	0	20,000	20,000	20,000	20,000	20,000
145 SWTP Building Rehab	150,000	1	0	0	0	0	0	0
146 SWTP Lagoon Cleaning	100,000	100,000	0	0	0	0	0	0
147 SWTP Settling Tanks Painting	0	0	0	0	250,000	0	0	0
148 SWTP Sewer Lift Station	0	0	0	0	0	0	0	0
149 SWTP Silos Rehab	0	0	0	500,000	0	0	0	0
150 Treatment Plants Mods & Upgrades	1,293,588	270,993	0	200,000	200,000	200,000	200,000	200,000
151 Unidentified Production Projects	0	0	0	10,000	10,000	10,000	10,000	10,000
152 Water Plant Property	800,000	4,302	0	0	0	0	0	0
153 Water System Master Plan	250,000	249,946	0	150,000	150,000	0	0	0
154 Water Wells 6 and 7 Electrical Repah	348,466	313,235	0	0	0	0	0	0
Subtotal Water Production	13,956,279	2,468,686	0	6,580,000	8,380,000	5,080,000	2,230,000	4,230,000
Water Distribution:								
155 12" Water Main-Amb. Caff(Galbert/Bertrand)	100,000	99,943	0	0	250,000	0	0	0
156 Acorn to Butcher Switch 12. in Water Main Extensi	0	0	0	0	300,000	0	0	0
157 Dieu Donne/Amant/Lolly Main Upgrade	370,000	15,301	0	0	0	0	0	0
158 Distribution Valve Replacement/Upgrades	0	0	0	100,000	250,000	250,000	0	0
159 E Peck Main Relocation	176,000	175,975	0	100,000	0	0	0	0
160 Fabacher Ground Storage Tank Painting	0	0	0	0	0	0	0	0
161 Fire Hydrant Pressure Monitors	1,000,000	999,749	0	0	0	400,000	0	0
162 Galvanized Main Replacement	0	0	0	6,900,000	8,000,000	8,000,000	8,000,000	8,000,000
163 General Gardner/N Washington Water Main Repla	0	0	0	1,100,000	0	0	0	0
164 La Ave-Butcher Switch to Gloria Switch	160,000	0	0	0	0	0	0	0
165 La. Ave.(Maryview to Gloria Switch)	300,000	167,815	0	0	0	0	0	0
166 Main Replacement/Upgrades	3,520,000	617,082	0	250,000	500,000	500,000	500,000	500,000
167 Maryview to Acorn 12. in Water Main Extension (L	0	0	0	0	300,000	0	0	0
168 Mudd Water Main Replacement	99,000	0	0	0	0	0	0	0
169 N. Water Plant to Evangeline Thruway	0	0	0	0	100,000	500,000	0	0
170 NWTP Valve Installation	425,000	282,659	0	200,000	200,000	0	0	0
171 Sabatier Main Extension	477,427	79,525	0	0	0	0	0	0
172 Tenth/Laurel Main Upgrade	525,652	212,951	0	0	0	0	0	0
173 Transmission Main Installation (NWTP)	0	0	0	200,000	2,000,000	2,000,000	2,000,000	0
174 Unidentified Distribution Projects	0	0	0	10,000	10,000	10,000	10,000	10,000
175 Vincent Road Ground Storage Tank	150,057	150,000	0	300,000	3,000,000	0	0	0
176 Water Distr System Betterments	1,160,000	111,590	0	50,000	50,000	50,000	50,000	50,000
177 Water Distribution Building	0	0	0	0	0	0	0	0
178 Water Distribution Building Phase 3	0	0	0	250,000	250,000	100,000	100,000	100,000
179 Water Easements	0	0	0	10,000	10,000	10,000	10,000	10,000
180 Water Meter Modules	6,000,000	379,688	0	4,000,000	0	0	0	0
181 Water Module Rehab/Rpl	1,012,000	81,862	0	0	0	0	0	0
182 Wholesale Improvements	100,000	99,895	0	0	0	0	0	0
Subtotal Water Distribution	15,575,136	3,474,035	0	13,470,000	15,220,000	11,820,000	10,670,000	8,670,000
TOTAL WATER SYSTEM	29,531,415	5,942,721	0	20,050,000	23,600,000	16,900,000	12,900,000	12,900,000
WASTEWATER SYSTEM								
Wastewater Treatment:								
183 ACTP Digester Rehab	0	0	0	25,000	25,000	250,000	3,500,000	0
184 Ambassador Caffery WWT Headworks Rehab	522,588	9,732	0	0	0	0	0	0



Lafayette Utilities System
2024-25 Adopted Budget
Five-Year Capital Improvement Program (Utilities System)
Schedule of Appropriations

Title	Existing Projects		Existing Work Order Changes	Adopted FY 24-25	Projected			
	Total @ 4/30/24	Balance @ 4/30/24			FY 25-26	FY 26-27	FY 27-28	FY 28-29
185 Clarifier and Headwork Piping Rehab NETP	1,394,010	29,035	0	0	0	0	0	0
186 Digester Rehab ESTP	4,581,895	2,086,373	0	0	700,000	0	0	0
187 Digester Rehab SSTP	399,397	286,956	0	0	0	0	0	0
188 Digester Tank ACTP	115,000	75,169	0	0	0	0	0	0
189 East Plant Annex Building	0	0	0	200,000	0	0	0	0
190 ESTP Grit Rehab	0	0	0	400,000	0	0	0	0
191 ESTP Pump Station Rehab	500,000	324,375	0	500,000	0	0	0	0
192 ESTP Sludge Dryer	0	0	0	0	0	300,000	6,000,000	0
193 NETP Discharge Route	0	0	0	0	200,000	200,000	3,000,000	0
194 NETP Lime Silo Painting	0	0	0	0	300,000	0	0	0
195 NETP Retention Pond Cleaning	0	0	0	0	800,000	0	0	0
196 Permanent Flow Meters	10,000	9,972	0	0	0	0	0	0
197 Plant Expansion NETP	300,000	234,658	0	25,000	325,000	4,000,000	0	0
198 Replace Rotating Screens ACTP	120,000	3,415	0	300,000	0	0	0	0
199 Replace Rotating Screens ESTP	0	0	0	0	0	0	0	300,000
200 Replace Rotating Screens SSTP	130,000	1,300	0	0	0	0	0	0
201 Sewer System Master Plan	700,000	321,864	0	100,000	0	0	0	0
202 Sludge Holding Tank NETP	742,935	15,424	0	0	0	0	0	0
203 South Plant Flow Handling - Phase II	10,583,000	9,962,227	0	200,000	2,000,000	30,000,000	0	0
204 SSTP Conference Room Roof	330,360	304,628	0	0	0	0	0	0
205 SWWTP Odor Control	0	0	0	0	0	0	500,000	0
206 SWWTP Sludge Handling & Treatment	315,000	0	0	0	0	0	0	0
207 Treatment Plant PLC Replacements	1,000,000	724,548	0	1,000,000	1,000,000	0	0	0
208 Treatment Plants Modifications & Upgrades	2,600,000	139,029	0	300,000	300,000	300,000	300,000	300,000
209 Unidentified Treatment Imprv	0	0	0	10,000	10,000	10,000	10,000	10,000
210 Wastewater Future Property Purchase	1,566,900	40,448	0	50,000	50,000	50,000	50,000	50,000
Subtotal Wastewater Treatment	25,911,085	14,569,152	0	3,110,000	5,710,000	35,110,000	13,360,000	660,000
Wastewater Collection:								
211 Acacia Lift Station Repairs	125,000	58,412	0	0	0	0	0	0
212 Acadiana Park Lift Station Upgrade	1,065,000	9,822	0	0	0	0	0	0
213 Alice Drive Lift Station Replacement	100,000	99,400	0	900,000	0	0	0	0
214 Beaver Park Lift Station Rehab	2,138,223	2,000,000	0	0	0	0	0	0
215 Brown Park Lift Station Upgrade	225,000	2,616	0	0	0	0	0	0
216 Collection Building	900,000	136,172	0	0	0	0	0	0
217 Collection System Equip	157,819	15,196	0	0	0	0	0	0
218 Collection System I/I Elimination Program	110,000	32,830	0	15,000	15,000	15,000	15,000	15,000
219 Collection System Imprv (Annual)	9,907,454	1,131,867	0	2,500,000	2,500,000	2,500,000	2,500,000	2,500,000
220 Consolidated Sewerage Dist. - Project XIV	237,751	5,768	0	0	0	0	0	0
221 Donlon Gravity Sewer Upsize	0	0	0	0	0	300,000	0	0
222 Elan Lift Station and Force Main	1,896,123	24,129	0	0	0	0	0	0
223 Farrel Road Lift Station Generator	0	0	0	50,000	500,000	0	0	0
224 Greenbriar Force Main Repair/Reroute	0	0	0	350,000	0	0	0	0
225 Greenbriar Lift Station Generator	0	0	0	0	0	50,000	500,000	0
226 Heyman Park Lift Station Generator	0	0	0	0	50,000	500,000	0	0
227 James Street Lift Station Mod/Upgr	0	0	0	10,000	100,000	600,000	0	0
228 Kaliste Saloom Widening Relocation/Upsize	439,913	3,256	0	0	0	0	0	0
229 Lift Station Backup Power	1,235,038	628,658	0	0	0	0	0	0
230 Lift Station Control Panels	60,000	3,376	0	120,000	150,000	150,000	200,000	200,000
231 Lift Station Equipment	874,991	5,814	0	0	0	0	0	0
232 Lift Station Mechanics Building	0	0	0	0	100,000	2,000,000	0	0
233 Lift Station Modifications & Improvements	4,252,534	383,852	0	1,750,000	1,750,000	1,750,000	1,750,000	1,750,000
234 Lift Station Odor Control	60,000	32,005	0	0	0	0	0	0
235 Lift Station Telemetry	400,000	9,527	0	400,000	400,000	400,000	400,000	400,000
236 Lift Stations Upgrades	500,000	8,736	0	0	0	0	0	0
237 Locksley Lift Station Upgrade	0	0	0	0	50,000	350,000	0	0
238 NE Interceptor Imprv	258,418	119,601	0	0	0	0	0	0
239 Ole Colony Lift Station Rehab	0	0	0	40,000	100,000	600,000	0	0
240 Omega Lift Station Upgrade	50,000	50,000	0	350,000	0	0	0	0
241 Peck Force Main Reroute	150,000	8,160	0	0	0	0	0	0
242 Regency Lift Station Rehab/Upgrade	0	0	0	50,000	100,000	700,000	0	0
243 Republic Lift Station	1,692,955	0	0	0	0	0	0	0
244 Reroute Forcemain Pont Des Mouton	614,701	134,424	0	0	0	0	0	0
245 Robley Lift Station Rehab	0	0	0	50,000	650,000	0	0	0
246 S. Bernard Rd Sewer Relocation	13,337	0	0	0	0	0	0	0
247 S. College Lift Station Replacement	50,000	43,539	0	0	0	0	0	0
248 S. Meyers Force Main Reroute	171,683	171,234	0	0	0	0	0	0
249 Sewer Collection System Betterments	6,018,379	1,221,775	0	1,000,000	500,000	500,000	500,000	500,000
250 Sewer Easements	150,000	134,767	0	5,000	5,000	5,000	5,000	5,000
251 Smith Street Gravity Main Relocate	0	0	0	0	0	0	0	0
252 South Gravity Sewer Upgrades	13,887,923	12,675,618	0	0	300,000	3,500,000	0	0
253 Thomas Park Lift Station Upgrade	100,000	99,727	0	1,000,000	0	0	0	0



Lafayette Utilities System
2024-25 Adopted Budget
Five-Year Capital Improvement Program (Utilities System)
Schedule of Appropriations

Title	Existing Projects		Existing Work Order Changes	Adopted FY 24-25	Projected			
	Total @ 4/30/24	Balance @ 4/30/24			FY 25-26	FY 26-27	FY 27-28	FY 28-29
254 Unidentified Collection Projects	0	0	0	10,000	10,000	10,000	10,000	10,000
255 University Gravity Sewer Upsize	0	0	0	100,000	200,000	4,000,000	0	0
256 Verot Lift Station Rehab/Upgrade	1,400,000	1,549	0	0	0	0	0	0
257 Wastewater Collection Building	100,000	100,000	0	0	0	200,000	2,000,000	0
Subtotal Wastewater Collection	49,342,242	19,351,830	0	8,700,000	7,480,000	18,130,000	7,880,000	5,380,000
TOTAL WASTEWATER SYSTEMS	75,253,327	33,920,982	0	11,810,000	13,190,000	53,240,000	21,240,000	6,040,000
TOTAL PROJECTS	214,524,236	77,053,314	0	47,795,000	250,965,000	83,240,000	37,640,000	21,000,000



FIVE-YEAR CAPITAL IMPROVEMENT PROGRAM (COMMUNICATIONS SYSTEM)



Project Name	Existing Projects		Existing Work Order Changes	Adopted FY 24-25	Projected ^{10/9/24}			
	Budget @ 4/30/24	Balance @ 4/30/24			FY 25-26	FY 26-27	FY 27-28	FY 28-29
	Amount Available for Capital							
Available from Operations				9,090,355	9,493,933	10,836,560	12,230,539	12,355,290
PY Balance				2,022,901	149,256	425,022	1,714,997	4,056,622
Total Available for Capital				11,113,256	9,643,189	11,261,582	13,945,536	16,411,912
Capital Improvement Program								
1 Customer Installations	2,125,000	3,864.86	0	0	0	0	0	0
2 Customer Installations	1,550,000	28,297.78	0	0	0	0	0	0
3 Customer Installations	2,035,000	351,809.50	0	0	0	0	0	0
4 Customer Installations	1,500,000	59,966.75	0	0	0	0	0	0
5 Customer Premise Equipment	2,050,000	8,128.82	0	0	0	0	0	0
6 Customer Premise Equipment	3,015,500	77,571.16	0	0	0	0	0	0
7 Customer Premise Equipment	2,800,000	816,711.98	0	0	0	0	0	0
8 Eda-Admin & Legal	65,217	24,000.20	0	0	0	0	0	0
9 Eda-Construction Labor	2,055,633	4,475.15	0	0	0	0	0	0
10 Eda-Construction Premise & Equipment	1,434,029	0.65	0	0	0	0	0	0
11 Eda-Equipment	146,918	0.48	0	0	0	0	0	0
12 Eda-Land/Structure/Rights of Way	177,103	0.00	0	0	0	0	0	0
13 GUMBO Evangeline-Construction	174,200	6,358.86	0	0	0	0	0	0
14 GUMBO Evangeline-Material	93,800	86,439.04	0	0	0	0	0	0
15 GUMBO Iberia-Construction	860,696	296,942.90	0	0	0	0	0	0
16 GUMBO Iberia-Material	463,451	463,451.45	0	0	0	0	0	0
17 EDA Jen-Admin & Legal	100,000	97,520.00	0	0	0	0	0	0
18 EDA Jen-Construction	1,705,743	1,705,743.00	0	0	0	0	0	0
19 EDA Jen-Equipment	208,000	94,450.60	0	0	0	0	0	0
20 EDA Jen-Land/Structure/Rights of Way	70,000	13,914.00	0	0	0	0	0	0
21 EDA Jen-Material	1,003,757	1,003,757.00	0	0	0	0	0	0
22 GUMBO Acadia-Construction	2,201,536	798,998.05	0	0	0	0	0	0
23 GUMBO Acadia-Equipment	504,000	354,402.41	0	0	0	0	0	0
24 GUMBO Acadia-Material	1,185,442	627,828.59	0	0	0	0	0	0
25 GUMBO Vermilion-Construction	4,184,775	1,682,279.62	0	0	0	0	0	0
26 GUMBO Vermilion-Equipment	1,222,000	671,427.34	0	0	0	0	0	0
27 GUMBO Vermilion-Material	2,253,340	2,253,339.90	0	0	0	0	0	0
28 Headend Equipment & Upgrades	400,000	0.70	0	0	0	0	0	0
29 Headend Equipment & Upgrades	300,000	0.64	0	0	0	0	0	0
30 Headend Equipment & Upgrades	350,000	76,437.37	0	0	0	0	0	0
31 Headend Equipment & Upgrades	977,292	930,771.20	0	0	0	0	0	0
32 Headend Equipment & Upgrades	850,000	736,774.00	0	0	0	0	0	0
33 Hut Equipment & Upgrades	450,000	58,410.10	0	0	0	0	0	0
34 Hut Equipment & Upgrades	375,000	80,587.00	0	0	0	0	0	0
35 Hut Equipment & Upgrades	150,000	36,418.05	0	0	0	0	0	0
36 Hut Equipment & Upgrades	350,000	350,000.00	0	0	0	0	0	0
37 Network Equipment Upgrades	550,000	240,630.51	0	0	0	0	0	0
38 Network Equipment Upgrades	510,000	77,853.90	0	0	0	0	0	0
39 Network Equipment Upgrades	250,000	156,808.89	0	0	0	0	0	0
40 Network Equipment Upgrades	250,000	247,919.00	0	0	0	0	0	0
41 NTIA-Admin & Legal	210,000	195,327.61	0	0	0	0	0	0
42 NTIA-Construction	20,159,669	4,722,658.56	0	1,564,000	0	0	0	0
43 NTIA-Equipment	808,980	2,530.52	0	0	0	0	0	0



Lafayette Communications System
2024-25 Adopted Budget
Five-Year Capital Improvement Program

Project Name	Existing Projects			Adopted FY 24-25	Projected ^{10/9/24}			
	Budget	Balance	Existing Work		Projected			
	@ 4/30/24	@ 4/30/24	Order Changes		FY 25-26	FY 26-27	FY 27-28	FY 28-29
44 NTIA-Land/Structure/Rights of Way	1,135,000	846,297.53	0	0	0	0	0	0
45 Outside Plant Extensions	750,000	34,663.85	0	0	0	0	0	0
46 Outside Plant Extensions	1,300,000	523,117.91	0	0	0	0	0	0
47 Outside Plant Extensions	2,400,000	1,560,550.93	0	0	0	0	0	0
48 Outside Plant Extensions	2,400,000	1,080,235.00	0	0	0	0	0	0
49 Customer Installations	0	0.00	0	2,300,000	2,243,578	2,355,767	2,473,555	2,597,233
50 Customer Premise Equipment	0	0.00	0	3,400,000	3,324,589	3,490,818	3,665,359	3,848,627
51 Headend Equipment & Upgrades	0	0.00	0	1,200,000	1,200,000	1,200,000	1,200,000	1,200,000
52 Hut Equipment & Upgrades	0	0.00	0	300,000	300,000	350,000	375,000	450,000
53 Network Equipment & Upgrades	0	0.00	0	400,000	350,000	350,000	375,000	275,000
54 Outside Plant Extensions	0	0.00	0	1,800,000	1,800,000	1,800,000	1,800,000	1,800,000
Total Capital Additions	70,111,081.30	23,489,673.36	0	10,964,000	9,218,167	9,546,585	9,888,914	10,170,860
BALANCE AVAILABLE				149,256	425,022	1,714,997	4,056,622	6,241,053



CAPITAL APPROPRIATIONS BY FUND



**LAFAYETTE CONSOLIDATED GOVERNMENT
2024 - 2025 ADOPTED BUDGET
CAPITAL BY FUND**

<u>SECTION</u>	<u>ACCOUNT</u>	<u>ACTIVITY</u>	<u>ADOPTED FY 24-25</u>
FUND 105 GENERAL FUND - PARISH			
5130 - PW-CIP-PROJECTS			
1055130	89000-0	CAPITAL OUTLAY	1,250,000
		105251009145130 BRIDGE IMPROVEMENTS-PARISH	1,250,000
TOTAL SECTION 5130 PW-CIP-PROJECTS			1,250,000
TOTAL DIV PW-CI PW-CAPITAL IMPROVEMENTS-PROJ			1,250,000
TOTAL DEPT 050 PUBLIC WORKS DEPARTMENT			1,250,000
8166 - CP-GRANTS ADMINISTRATION			
1058166	89000-0	CAPITAL OUTLAY	2,500
		105256001308166 RPL FURNITURE & EQUIPMENT	2,500
TOTAL SECTION 8166 CP-GRANTS ADMINISTRATION			2,500
TOTAL DIV CP-GM CP-GRANTS ADMINISTRATION			2,500
TOTAL DEPT 090 COMMUNITY DEVELOPMENT & PLANNING			2,500
TOTAL FUND 105 GENERAL FUND - PARISH			1,252,500
FUND 206 ANIMAL CARE SHELTER FUND			
1251 - EO-CAO-ANIMAL SHEL & CARE CTR			
2061251	89000-0	CAPITAL OUTLAY	332,500
		206254000771251 LASCC LIVESTOCK BARN	300,000
		206256001201251 RPL COMPUTER EQUIPMENT	32,500
TOTAL SECTION 1251 EO-CAO-ANIMAL SHEL & CARE CTR			332,500
TOTAL DIV EO-AS EO-CAO-ANIMAL SHEL & CARE CTR			332,500
TOTAL DEPT 005 EO-EXECUTIVE			332,500
TOTAL FUND 206 ANIMAL CARE SHELTER FUND			332,500
FUND 260 ROAD & BRIDGE MAINTENANCE FUND			
5130 - PW-CIP-PROJECTS			
2605130	89000-0	CAPITAL OUTLAY	6,480,000
		260251002745130 GLORIA SWITCH RD RECONSTRUCT	615,000
		260251009035130 ASPHALT STREET PATCHING-PARISH	400,000
		260251009145130 BRIDGE IMPROVEMENTS-PARISH	3,165,000
		260251009235130 ASPHALT ST PRESERV-PAR WIDE	650,000
		260251100335130 ASPHALT OVERLAY/RECONS-PARWIDE	1,650,000
TOTAL SECTION 5130 PW-CIP-PROJECTS			6,480,000

**LAFAYETTE CONSOLIDATED GOVERNMENT
2024 - 2025 ADOPTED BUDGET
CAPITAL BY FUND**

ADOPTED
FY 24-25

<u>SECTION</u>	<u>ACCOUNT</u>	<u>ACTIVITY</u>	
TOTAL DIV PW-CI PW-CAPITAL IMPROVEMENTS-PROJ			6,480,000
TOTAL DEPT 050 PUBLIC WORKS DEPARTMENT			6,480,000
<u>5124 - RB-OP-ROADS/BRIDGES</u>			
2605124	89000-0	CAPITAL OUTLAY	1,307,800
	260251001305124	ASPHALT & GRAVEL SUPPLIES	105,000
	260251009065124	UNIMPROVED STREETS	20,000
	260251009125124	BRIDGE REPAIRS-PARISH	200,000
	260256003195124	RPL BARRICADES	10,000
	260257000055124	14 YD TANDUM DUMP TRUCK RPL-1	191,000
	260257000115124	RPL 3/4T TRK EXT CAB/8'BED-1	24,000
	260257000445124	RPL 1/2T TRK EXT CAB/8'BED-2	42,000
	260257001175124	RPL 20' TRAILER W/ RAMPS-1	20,000
	260257001405124	RPL SWEEPER-1	310,000
	260257001765124	1 T CREW DUALY 3YD BED RPL-1	85,800
	260257001925124	RPL PATCHER-1	300,000
TOTAL SECTION 5124 RB-OP-ROADS/BRIDGES			1,307,800
TOTAL DIV RB-OD RB-OPERATIONS DIVISION			1,307,800
<u>5911 - RB-TRAFFIC ENGINEERING MAINT</u>			
2605911	89000-0	CAPITAL OUTLAY	406,000
	260251009015911	PAVEMENT MARKINGS	200,000
	260256000465911	SIGN MATERIALS	200,000
	260256001035911	PROPANE/OXYGEN/ACETYLENE	4,000
	260256001045911	SUBDIVISION DEVELOPMENT SIGNS	2,000
TOTAL SECTION 5911 RB-TRAFFIC ENGINEERING MAINT			406,000
TOTAL DIV RB-TE RB-TRAFFIC ENGINEERING			406,000
TOTAL DEPT 052 TRAFFIC, ROADS AND BRIDGES DEPARTMENT			1,713,800
TOTAL FUND 260 ROAD & BRIDGE MAINTENANCE FUND			8,193,800
FUND 261 DRAINAGE MAINTENANCE FUND			
<u>5130 - PW-CIP-PROJECTS</u>			
2615130	89000-0	CAPITAL OUTLAY	600,000
	261252000665130	FLOOD PLAIN MANAGEMENT	50,000
	261252009055130	PARISH DRAINAGE IMPROVEMENTS	500,000
	261252019145130	COMPREHENSIVE STORMWATER PLAN	50,000
TOTAL SECTION 5130 PW-CIP-PROJECTS			600,000
TOTAL DIV PW-CI PW-CAPITAL IMPROVEMENTS-PROJ			600,000
<u>5131 - PW-CIP-ENGINEER/DESIGN/DEVELOP</u>			

**LAFAYETTE CONSOLIDATED GOVERNMENT
2024 - 2025 ADOPTED BUDGET
CAPITAL BY FUND**

<u>SECTION</u>	<u>ACCOUNT</u>	<u>ACTIVITY</u>	<u>ADOPTED FY 24-25</u>
2615131	89000-0	CAPITAL OUTLAY	12,000
	261257000455131	MID SIZE SUV RPL - 1	12,000
TOTAL SECTION 5131 PW-CIP-ENGINEER/DESIGN/DEVELOP			12,000
TOTAL DIV PW-CO PW-CAPITAL IMPROVEMENTS-OTHER			12,000
TOTAL DEPT 050 PUBLIC WORKS DEPARTMENT			612,000
 5122 - DR-OP-DRAINAGE			
2615122	89000-0	CAPITAL OUTLAY	595,000
	261252009015122	SECONDARY DRAINAGE - PARISH	250,000
	261252009115122	COULEE INSPECTION - EARTHEN	100,000
	261256001175122	RPL 15FT ROTARY CUTTER-1	35,000
	261257000725122	RPL 4X4 UTV-1	20,000
	261257001085122	NEW TRI-AXLE UTILITY TRAILER-1	60,000
	261257001185122	RPL MINI 60G EXCAVATOR-1	115,000
	261257002055122	NEW VIBRATORY PLATE COMPACT-1	15,000
TOTAL SECTION 5122 DR-OP-DRAINAGE			595,000
TOTAL DIV DR-OD DR-OPERATIONS DIVISION			595,000
TOTAL DEPT 051 DRAINAGE DEPARTMENT			595,000
TOTAL FUND 261 DRAINAGE MAINTENANCE FUND			1,207,000
FUND 262 CORRECTIONAL CENTER FUND			
 1171 - EO-SF-ADULT CORRECTION CTR-OPS			
2621171	89000-0	CAPITAL OUTLAY	470,195
	262254000591171	RH CELL CONSTRUCTION	100,000
	262256000471171	WASHERS/DRYERS	31,460
	262256000511171	RPL OFFICE FURNITURE	7,694
	262256001061171	FOOD SERVICE EQUIPMENT	86,277
	262256001081171	SECURITY EQUIPMENT	64,592
	262256001091171	RPL INTAKE EQUIPMENT	4,058
	262256001201171	RPL COMPUTER EQUIPMENT	13,345
	262256001391171	RPL TOOLS/EQUIPMENT	30,984
	262256002821171	RPL CHAIRS	5,130
	262256002891171	DIGITAL DOCUMENT SOFTWARE	126,655
TOTAL SECTION 1171 EO-SF-ADULT CORRECTION CTR-OPS			470,195
TOTAL DIV EO-AC EO-SF-ADULT CORRECTIONAL CTR			470,195
TOTAL DEPT 001 EO-LEGISLATIVE/JUDICIAL/OTHER			470,195
 5146 - PW-FM-ADULT CORRECTIONAL CTR			
2625146	89000-0	CAPITAL OUTLAY	100,000
	262254001155146	LPCC IMPROVEMENTS	100,000

**LAFAYETTE CONSOLIDATED GOVERNMENT
2024 - 2025 ADOPTED BUDGET
CAPITAL BY FUND**

ADOPTED
FY 24-25

<u>SECTION</u>	<u>ACCOUNT</u>	<u>ACTIVITY</u>	
TOTAL SECTION 5146 PW-FM-ADULT CORRECTIONAL CTR			100,000
TOTAL DIV PW-FM PW-FACILITY MAINTENANCE			100,000
TOTAL DEPT 050 PUBLIC WORKS DEPARTMENT			100,000
TOTAL FUND 262 CORRECTIONAL CENTER FUND			570,195
FUND 264 COURTHOUSE COMPLEX FUND			
1140 - EO-DC-JUDGES			
2641140	89000-0	CAPITAL OUTLAY	250,000
		264254000471140 COURTROOM AUDIO-4TH FLOOR	120,000
		264256001181140 ON-LINE FINE COLLECTN SOFTWARE	100,000
		264256006901140 RPL SECURITY CAMERAS-4TH FL	30,000
TOTAL SECTION 1140 EO-DC-JUDGES			250,000
TOTAL DIV EO-DC EO-JUDICIAL-DISTRICT COURT			250,000
TOTAL DEPT 001 EO-LEGISLATIVE/JUDICIAL/OTHER			250,000
5145 - PW-FM-COURTHOUSE COMPLEX			
2645145	89000-0	CAPITAL OUTLAY	4,100,000
		264254000595145 LPCH IMPR & INMATE HOLDING	4,000,000
		264254000615145 LPCH COMPLEX IMPROVEMENTS	100,000
TOTAL SECTION 5145 PW-FM-COURTHOUSE COMPLEX			4,100,000
TOTAL DIV PW-FM PW-FACILITY MAINTENANCE			4,100,000
TOTAL DEPT 050 PUBLIC WORKS DEPARTMENT			4,100,000
TOTAL FUND 264 COURTHOUSE COMPLEX FUND			4,350,000
FUND 265 JUVENILE DETENTION FACILITY			
1255 - EO-CAO-JUVENILE DETENTION			
2651255	89000-0	CAPITAL OUTLAY	1,990,000
		265254000481255 STORAGE BUILDING	11,000
		265254009001255 JDH REPAIR/IMPROVEMENTS	1,974,000
		265256000511255 RPL OFFICE FURNITURE	5,000
TOTAL SECTION 1255 EO-CAO-JUVENILE DETENTION			1,990,000
TOTAL DIV EO-JD EO-CAO-JUVENILE DETENTION			1,990,000
TOTAL DEPT 005 EO-EXECUTIVE			1,990,000
TOTAL FUND 265 JUVENILE DETENTION FACILITY			1,990,000

**LAFAYETTE CONSOLIDATED GOVERNMENT
2024 - 2025 ADOPTED BUDGET
CAPITAL BY FUND**

<u>SECTION</u>	<u>ACCOUNT</u>	<u>ACTIVITY</u>	<u>ADOPTED FY 24-25</u>
FUND 267 WAR MEMORIAL BUILDING FUND			
5147 - PW-FM-WAR MEMORIAL BUILDING			
2675147	89000-0	CAPITAL OUTLAY	800,000
		267254000095147 WAR MEMORIAL ROOF REPLACEMENT	800,000
TOTAL SECTION 5147 PW-FM-WAR MEMORIAL BUILDING			800,000
TOTAL DIV PW-FM PW-FACILITY MAINTENANCE			800,000
TOTAL DEPT 050 PUBLIC WORKS DEPARTMENT			800,000
TOTAL FUND 267 WAR MEMORIAL BUILDING FUND			800,000
FUND 270 CORONER FUND			
1160 - EO-CORONER OFFICE			
2701160	89000-0	CAPITAL OUTLAY	18,300
		270254003051160 CONSULT ROOM W/CASPR	18,300
TOTAL SECTION 1160 EO-CORONER OFFICE			18,300
1161 - EO-CORONER OFFICE-SANE			
2701161	89000-0	CAPITAL OUTLAY	23,370
		270256001201161 COMPUTER HDWE & RELATED EQUIP	17,370
		270256001301161 OFFICE FURNITURE & EQUIPMENT	1,000
		270256003661161 FORENSIC CAMERA	5,000
TOTAL SECTION 1161 EO-CORONER OFFICE-SANE			23,370
TOTAL DIV EO-CR EO-OTH-CORONER OFFICE			41,670
TOTAL DEPT 001 EO-LEGISLATIVE/JUDICIAL/OTHER			41,670
TOTAL FUND 270 CORONER FUND			41,670
FUND 273 STORM WATER MANAGEMENT FUND			
5122 - DR-OP-DRAINAGE			
2735122	89000-0	CAPITAL OUTLAY	1,040,000
		273252009095122 ROADSIDE EXCAV/CHANNEL CLR PAR	1,040,000
TOTAL SECTION 5122 DR-OP-DRAINAGE			1,040,000
5222 - DR-OP-DRAINAGE-C			
2735222	89000-0	CAPITAL OUTLAY	1,000,000
		273252009035222 COULEE MAINT - UNIMPR COULEE	1,000,000
TOTAL SECTION 5222 DR-OP-DRAINAGE-C			1,000,000

**LAFAYETTE CONSOLIDATED GOVERNMENT
2024 - 2025 ADOPTED BUDGET
CAPITAL BY FUND**

ADOPTED
FY 24-25

<u>SECTION</u>	<u>ACCOUNT</u>	<u>ACTIVITY</u>	
TOTAL DIV DR-OD DR-OPERATIONS DIVISION			2,040,000
TOTAL DEPT 051 DRAINAGE DEPARTMENT			2,040,000
TOTAL FUND 273 STORM WATER MANAGEMENT FUND			2,040,000
FUND 461 1961 SALES TAX CAP IMPROV-CITY			
<u>1200 - EO-MAYOR-PRESIDENT'S OFFICE</u>			
4611200	89000-0	CAPITAL OUTLAY	15,000
	461256001301200	FURNITURE AND EQUIPMENT	15,000
TOTAL SECTION 1200 EO-MAYOR-PRESIDENT'S OFFICE			15,000
TOTAL DIV EO-MP EO-MAYOR-PRESIDENT'S OFFICE			15,000
TOTAL DEPT 005 EO-EXECUTIVE			15,000
<u>0150 - FM-PURCHASING/PROPERTY MGMT</u>			
4610150	89000-0	CAPITAL OUTLAY	6,500
	461256000380150	CUBICLE ADDITION	6,500
TOTAL SECTION 0150 FM-PURCHASING/PROPERTY MGMT			6,500
TOTAL DIV FM-PP FM-PURCHASING/PROPERTY MGMT			6,500
TOTAL DEPT 015 OFFICE OF FINANCE & MANAGEMENT			6,500
<u>3100 - PD-ADMINISTRATION</u>			
4613100	89000-0	CAPITAL OUTLAY	85,817
	461256000993100	RPL BODY ARMOR -14	35,817
	461256006903100	DOWNTOWN CAMERAS-10	50,000
TOTAL SECTION 3100 PD-ADMINISTRATION			85,817
TOTAL DIV PD-A PD-ADMINISTRATION			85,817
<u>3120 - PD-PATROL</u>			
4613120	89000-0	CAPITAL OUTLAY	71,500
	461256001303120	OFFICE FURNITURE	6,500
	461256001783120	RPL SADDLES	15,000
	461256002973120	RPL K9 -1	17,500
	461256003623120	RPL HORSE - 1	15,000
	461256006823120	RPL-EMERGENCY K9 -1	17,500
TOTAL SECTION 3120 PD-PATROL			71,500
TOTAL DIV PD-P PD-PATROL			71,500
<u>3130 - PD-SERVICES</u>			

**LAFAYETTE CONSOLIDATED GOVERNMENT
2024 - 2025 ADOPTED BUDGET
CAPITAL BY FUND**

<u>SECTION</u>	<u>ACCOUNT</u>	<u>ACTIVITY</u>	<u>ADOPTED FY 24-25</u>
4613130	89000-0	CAPITAL OUTLAY	2,077,850
	461254000543130	RPL FLOORING	65,000
	461254000593130	PT 4 FACILITY IMPROVEMENT/RENO	20,000
	461254000653130	TRAINING ROOM RENOVATION	77,000
	461254001603130	RPL HVAC-PHASE III	1,580,000
	461254009003130	RANGE IMPROVEMENTS	38,000
	461254009503130	RANGE REMEDIATION/IMPROVEMENTS	33,850
	461256000993130	RPL BODY ARMOR-150	105,000
	461256001073130	MEDICAL EQUIPMENT	15,000
	461256001513130	TRAINING EQUIPMENT	5,000
	461256001643130	PATROL RIFLES NEW-156	131,000
	461256006843130	NEW BALLISTIC SHIELDS-3	8,000
TOTAL SECTION 3130 PD-SERVICES			2,077,850
TOTAL DIV PD-S PD-SERVICES			2,077,850
<u>3140 - PD-CRIMINAL INVESTIGATION</u>			
4613140	89000-0	CAPITAL OUTLAY	20,000
	461256000513140	RPL OFFICE FURNITURE	20,000
TOTAL SECTION 3140 PD-CRIMINAL INVESTIGATION			20,000
TOTAL DIV PD-C PD-CRIMINAL INVESTIGATION			20,000
TOTAL DEPT 030 POLICE DEPARTMENT			2,255,167
<u>4120 - FD-EMERGENCY OPERATIONS</u>			
4614120	89000-0	CAPITAL OUTLAY	5,902,544
	461254000734120	STATION MAINTENANCE	50,000
	461254009804120	STORAGE SHED RPL-5	20,000
	461256000624120	RPL ROPE RESCUE EQUIPMENT	25,000
	461256001084120	FACEPIECES-24	9,000
	461256001154120	RESCUE EQUIPMENT MAINT/REPAIR	10,000
	461256001394120	TOOLS & EQUIPMENT	67,000
	461256001404120	AIRPACK TESTING & REPAIRS	50,000
	461256001414120	LADDER TESTING & REPLACEMENT	18,000
	461256001894120	RPL HEAVY EQUIP TOOLS	40,000
	461256002204120	RPL BUNKER GEAR	225,000
	461256002254120	CASCADE SYSTEM RPL-STA 12	56,000
	461256005554120	LAWN EQUIPMENT	10,000
	461256006574120	HI-SPEED FLOOR BUFFERS-4	8,000
	461256007234120	DECONTAMINATION EQUIPMENT	30,000
	461257000034120	RPL PUMPERS-3	1,161,907
	461257000604120	MID-MOUNT LADDER PLATFORM-1	2,400,783
	461257000884120	RPL IMPEL LADDER TRUCK-1	1,721,854
TOTAL SECTION 4120 FD-EMERGENCY OPERATIONS			5,902,544
<u>4121 - FD-EO-HAZMAT</u>			
4614121	89000-0	CAPITAL OUTLAY	10,000
	461256001394121	TOOLS & EQUIPMENT	10,000

**LAFAYETTE CONSOLIDATED GOVERNMENT
2024 - 2025 ADOPTED BUDGET
CAPITAL BY FUND**

<u>SECTION</u>	<u>ACCOUNT</u>	<u>ACTIVITY</u>	<u>ADOPTED FY 24-25</u>
TOTAL SECTION 4121 FD-EO-HAZMAT			10,000
TOTAL DIV FD-EO FD-EMERGENCY OPERATIONS			5,912,544
<u>4131 - FD-TO-COMMUNICATIONS</u>			
4614131	89000-0	CAPITAL OUTLAY	130,500
	461256001564131	RPL TWO-WAY RADIOS	48,000
	461256001604131	NEW PORTABLE RADIOS-25	82,500
TOTAL SECTION 4131 FD-TO-COMMUNICATIONS			130,500
<u>4133 - FD-TO-TRAINING</u>			
4614133	89000-0	CAPITAL OUTLAY	41,000
	461256001394133	TOOLS & EQUIPMENT	5,000
	461256002204133	BUNKER GEAR	20,000
	461256007234133	RESCUE MAZE/FIRSTAID RPL DOORS	16,000
TOTAL SECTION 4133 FD-TO-TRAINING			41,000
TOTAL DIV FD-TO FD-TECHNICAL OPERATIONS			171,500
TOTAL DEPT 040 FIRE DEPARTMENT			6,084,044
<u>5130 - PW-CIP-PROJECTS</u>			
4615130	89000-0	CAPITAL OUTLAY	11,945,495
	461251002745130	GLORIA SWITCH RD RECONSTRUCT	885,000
	461251002755130	FREM BOUST/AMB INTERSECT MATCH	1,000,000
	461251009035130	URBAN ASPHALT STREET PATCHING	500,000
	461251009045130	URBAN ASPHALT OVERLAY/RECON	2,025,495
	461251009095130	CONCRETE STREET REPAIRS	1,500,000
	461251009105130	BRIDGE RENOVATIONS-CITY	3,150,000
	461251009235130	URBAN ASPHALT ST PRESERVATION	1,000,000
	461251009385130	FREM BOUST/LAKE FARM ROUNDABT	200,000
	461252009055130	BELL N HEIGHTS DRAINAGE IMP	800,000
	461252009455130	BECKY LANE CROSSDRAIN RPL	385,000
	461252019055130	DRAINAGE IMPROVEMENTS-CITY	500,000
TOTAL SECTION 5130 PW-CIP-PROJECTS			11,945,495
TOTAL DIV PW-CI PW-CAPITAL IMPROVEMENTS-PROJ			11,945,495
<u>5141 - PW-FM-ADMINISTRATION</u>			
4615141	89000-0	CAPITAL OUTLAY	365,000
	461254000095141	ROOFING/EXTERIOR REPAIR	150,000
	461254000535141	BLDG ELEVATOR SAFETY IMPRV	20,000
	461254000595141	BLDG./RENO REPAIR	20,000
	461254000825141	BLDG. MATERIAL	10,000
	461254001605141	HVAC REPAIR/REPLACE	150,000
	461256001895141	RPL TOOLS	15,000
TOTAL SECTION 5141 PW-FM-ADMINISTRATION			365,000

**LAFAYETTE CONSOLIDATED GOVERNMENT
2024 - 2025 ADOPTED BUDGET
CAPITAL BY FUND**

<u>SECTION</u>	<u>ACCOUNT</u>	<u>ACTIVITY</u>	<u>ADOPTED FY 24-25</u>
<u>5143 - PW-FM-CITY HALL MAINTENANCE</u>			
4615143	89000-0	CAPITAL OUTLAY	850,000
	461254001205143	COUNCIL AUDITORIUM LIGHT RPL	150,000
	461254009505143	CITY HALL IMPR	700,000
TOTAL SECTION 5143 PW-FM-CITY HALL MAINTENANCE			850,000
TOTAL DIV PW-FM PW-FACILITY MAINTENANCE			1,215,000
TOTAL DEPT 050 PUBLIC WORKS DEPARTMENT			13,160,495
<u>5121 - DR-OP-ADMINISTRATION</u>			
4615121	89000-0	CAPITAL OUTLAY	1,000
	461256000265121	RPL HAND TOOLS	1,000
TOTAL SECTION 5121 DR-OP-ADMINISTRATION			1,000
<u>5122 - DR-OP-DRAINAGE</u>			
4615122	89000-0	CAPITAL OUTLAY	638,000
	461252009005122	SECONDARY DRAINAGE - CITY	330,000
	461252009025122	RPR - SUBSURF/UNGRD DRAIN LINE	158,000
	461252009035122	IMPROVED COULEE MAINTENANCE	100,000
	461252009075122	COULEE INSPECTION - IMPROVED	50,000
TOTAL SECTION 5122 DR-OP-DRAINAGE			638,000
<u>5222 - DR-OP-DRAINAGE-C</u>			
4615222	89000-0	CAPITAL OUTLAY	50,000
	461256001565222	RPL HANDHELD RADIOS-20	50,000
TOTAL SECTION 5222 DR-OP-DRAINAGE-C			50,000
TOTAL DIV DR-OD DR-OPERATIONS DIVISION			689,000
TOTAL DEPT 051 DRAINAGE DEPARTMENT			689,000
<u>5124 - RB-OP-ROADS/BRIDGES</u>			
4615124	89000-0	CAPITAL OUTLAY	310,000
	461251001305124	ASPHALT & GRAVEL SUPPLIES	110,000
	461251009135124	BRIDGE REPAIRS-CITY	200,000
TOTAL SECTION 5124 RB-OP-ROADS/BRIDGES			310,000
TOTAL DIV RB-OD RB-OPERATIONS DIVISION			310,000
<u>5911 - RB-TRAFFIC ENGINEERING MAINT</u>			
4615911	89000-0	CAPITAL OUTLAY	255,000
	461256000265911	RPL HAND TOOLS	5,000

**LAFAYETTE CONSOLIDATED GOVERNMENT
2024 - 2025 ADOPTED BUDGET
CAPITAL BY FUND**

<u>SECTION</u>	<u>ACCOUNT</u>	<u>ACTIVITY</u>	<u>ADOPTED FY 24-25</u>
	461256000795911	SIGN SHOP EQUIPMENT	150,000
	461256001295911	PAVEMENT MARKING EQUIPMENT	100,000
TOTAL SECTION 5911 RB-TRAFFIC ENGINEERING MAINT			255,000
TOTAL DIV RB-TE RB-TRAFFIC ENGINEERING			255,000
<u>5930 - RB-TRAFFIC SIGNALS MAINT</u>			
4615930	89000-0	CAPITAL OUTLAY	106,500
	461256001395930	TOOLS & EQUIPMENT	6,500
	461256003965930	TRAFFIC SIGNAL WIRING UPGRADES	100,000
TOTAL SECTION 5930 RB-TRAFFIC SIGNALS MAINT			106,500
TOTAL DIV RB-TS RB-TRAFFIC SIGNALS MAINT			106,500
<u>5950 - RB-PARKING PROGRAM</u>			
4615950	89000-0	CAPITAL OUTLAY	300,000
	461254001215950	VERMILION GARAGE GATES	300,000
TOTAL SECTION 5950 RB-PARKING PROGRAM			300,000
TOTAL DIV PW-PP RB-PARKING PROGRAM			300,000
TOTAL DEPT 052 TRAFFIC, ROADS AND BRIDGES DEPARTMENT			971,500
<u>6120 - PR-OPERATIONS & MAINTENANCE</u>			
4616120	89000-0	CAPITAL OUTLAY	100,000
	461255009006120	PARK IMPROVEMENTS	100,000
TOTAL SECTION 6120 PR-OPERATIONS & MAINTENANCE			100,000
TOTAL DIV PR-OM PR-OPERATIONS & MAINTENANCE			100,000
<u>6131 - PR-AP-SWIMMING</u>			
4616131	89000-0	CAPITAL OUTLAY	25,000
	461256001596131	POOL EQUIPMENT	25,000
TOTAL SECTION 6131 PR-AP-SWIMMING			25,000
TOTAL DIV PR-AP PR-ATHLETIC PROGRAMS			25,000
<u>6140 - PR-CENTERS & PROGRAMS</u>			
4616140	89000-0	CAPITAL OUTLAY	1,248,000
	461254001436140	COMEAX REC CTR - BLDG REPAIR	908,000
	461255009016140	REC CENTER IMPROVEMENTS	340,000
TOTAL SECTION 6140 PR-CENTERS & PROGRAMS			1,248,000
TOTAL DIV PR-CO PR-CENTERS & OTHER PROGRAMS			1,248,000

**LAFAYETTE CONSOLIDATED GOVERNMENT
2024 - 2025 ADOPTED BUDGET
CAPITAL BY FUND**

<u>SECTION</u>	<u>ACCOUNT</u>	<u>ACTIVITY</u>	<u>ADOPTED FY 24-25</u>
<u>8184 - PR-AC-NATURE STATION</u>			
4618184	89000-0	CAPITAL OUTLAY	14,500
		461256003368184 TRAIL BRUSH MOWER	14,500
TOTAL SECTION 8184 PR-AC-NATURE STATION			14,500
<u>8185 - PR-AC-MAINTENANCE</u>			
4618185	89000-0	CAPITAL OUTLAY	235,000
		461254009008185 HEYMANN IMPROVEMENTS	235,000
TOTAL SECTION 8185 PR-AC-MAINTENANCE			235,000
TOTAL DIV PR-AC PR-ARTS & CULTURE			249,500
<u>6170 - PR-J&L HEBERT MUNI GOLF COURSE</u>			
4616170	89000-0	CAPITAL OUTLAY	70,000
		461255000306170 CART PATH IMPROVEMENTS	30,000
		461257001486170 TRAP RAKE	40,000
TOTAL SECTION 6170 PR-J&L HEBERT MUNI GOLF COURSE			70,000
<u>6171 - PR-VIEUX CHENES GOLF COURSE</u>			
4616171	89000-0	CAPITAL OUTLAY	25,000
		461256001936171 RPL RANGE/COURSE EQUIPMENT	25,000
TOTAL SECTION 6171 PR-VIEUX CHENES GOLF COURSE			25,000
<u>6172 - PR-WETLANDS GOLF COURSE</u>			
4616172	89000-0	CAPITAL OUTLAY	90,000
		461256003906172 NETTING	90,000
TOTAL SECTION 6172 PR-WETLANDS GOLF COURSE			90,000
TOTAL DIV PR-GC PR-GOLF COURSES			185,000
TOTAL DEPT 060 PARKS ARTS RECREATION CULTURE			1,807,500
TOTAL FUND 461 1961 SALES TAX CAP IMPROV-CITY			24,989,206
FUND 485 1985 SALES TAX CAP IMPROV-CITY			
<u>1131 - EO-CITY MARSHAL</u>			
4851131	89000-0	CAPITAL OUTLAY	90,000
		485257000451131 MIDSIZE PURSUIT SUV NEW-3	54,000
		485257000571131 MIDSIZE PURSUIT SUV RPL-2	36,000
TOTAL SECTION 1131 EO-CITY MARSHAL			90,000

**LAFAYETTE CONSOLIDATED GOVERNMENT
2024 - 2025 ADOPTED BUDGET
CAPITAL BY FUND**

<u>SECTION</u>	<u>ACCOUNT</u>	<u>ACTIVITY</u>	<u>ADOPTED FY 24-25</u>
TOTAL DIV EO-CM EO-CITY MARSHAL			90,000
TOTAL DEPT 001 EO-LEGISLATIVE/JUDICIAL/OTHER			90,000
<u>1200 - EO-MAYOR-PRESIDENT'S OFFICE</u>			
4851200	89000-0	CAPITAL OUTLAY	12,000
		485257000451200 NEW MIDSIZE SUV-1	12,000
TOTAL SECTION 1200 EO-MAYOR-PRESIDENT'S OFFICE			12,000
TOTAL DIV EO-MP EO-MAYOR-PRESIDENT'S OFFICE			12,000
<u>1217 - EO-CAO-INTERNATIONAL TRADE</u>			
4851217	89000-0	CAPITAL OUTLAY	6,300
		485254000581217 REPAINT EXTERIOR METAL BLDG	6,300
TOTAL SECTION 1217 EO-CAO-INTERNATIONAL TRADE			6,300
TOTAL DIV EO-IN EO-CAO-INTERNATIONAL TRADE			6,300
TOTAL DEPT 005 EO-EXECUTIVE			18,300
<u>0120 - FM-ACCOUNTING</u>			
4850120	89000-0	CAPITAL OUTLAY	750
		485256002820120 ACCOUNTING CHAIRS RPL-2	750
TOTAL SECTION 0120 FM-ACCOUNTING			750
TOTAL DIV FM-AC FM-ACCOUNTING			750
<u>0170 - FM-GENERAL ACCOUNTS</u>			
4850170	89000-0	CAPITAL OUTLAY	100,000
		485254000690170 CAJUNDOME	100,000
TOTAL SECTION 0170 FM-GENERAL ACCOUNTS			100,000
TOTAL DIV FM-GA FM-GENERAL ACCOUNTS			100,000
<u>2180 - FM-RISK MANAGEMENT</u>			
4852180	89000-0	CAPITAL OUTLAY	11,600
		485256002412180 SAFETY VIDEOS	2,000
		485257000452180 RPL MIDSIZE SUV-1	9,600
TOTAL SECTION 2180 FM-RISK MANAGEMENT			11,600
TOTAL DIV FM-RM FM-RISK MANAGEMENT & GROUP INSURANCE			11,600
TOTAL DEPT 015 OFFICE OF FINANCE & MANAGEMENT			112,350

**LAFAYETTE CONSOLIDATED GOVERNMENT
2024 - 2025 ADOPTED BUDGET
CAPITAL BY FUND**

<u>SECTION</u>	<u>ACCOUNT</u>	<u>ACTIVITY</u>	<u>ADOPTED FY 24-25</u>
2910 - IT-INNOVATION SERVICES			
4852910	89000-0	CAPITAL OUTLAY	3,013,049
	485256000072910	IT INFRASTRUCTURE	1,224,270
	485256000162910	IT PLAN	153,500
	485256000552910	ENTERPRISE SYSTEMS	68,600
	485256006802910	RPL HARDWARE/SOFTWARE	950,000
	485256006812910	NEW HARDWARE/SOFTWARE	616,679
TOTAL SECTION 2910 IT-INNOVATION SERVICES			3,013,049
TOTAL DIV IS-C IT-CHIEF INNOVATION OFFICER			3,013,049
TOTAL DEPT 025 DEPT OF INNOVATION & TECHNOLOGY			3,013,049
3100 - PD-ADMINISTRATION			
4853100	89000-0	CAPITAL OUTLAY	3,135,571
	485256000123100	NEW E-CITATIONS EQUIPMENT-100	130,000
	485256001773100	RPL NIGHT VISION BINOCULARS-24	170,571
	485256002893100	POLICE SOFTWARE	2,200,000
	485256003003100	NEW PARK CAMERAS-40	200,000
	485256005853100	RPL CAMERA PARTS	100,000
	485256006903100	LPD BLDG CAMERAS-25	100,000
	485256007233100	URBAN SEARCH AND RESCUE EQUIP	10,000
	485256007503100	NEW NEIGHBORHOOD CAMERAS-40	200,000
	485257001953100	RPL UTILITY TERRAIN VEHICLE	25,000
TOTAL SECTION 3100 PD-ADMINISTRATION			3,135,571
TOTAL DIV PD-A PD-ADMINISTRATION			3,135,571
3120 - PD-PATROL			
4853120	89000-0	CAPITAL OUTLAY	5,000
	485256004573120	DATA COLLECTOR	5,000
TOTAL SECTION 3120 PD-PATROL			5,000
TOTAL DIV PD-P PD-PATROL			5,000
3130 - PD-SERVICES			
4853130	89000-0	CAPITAL OUTLAY	2,229,000
	485256000113130	RPL GENERATOR-PHASE III	600,000
	485256001543130	RPL RADIOS/ACCESSORIES-79	400,000
	485257000013130	NEW MARKED UNITS W/EQUIP-50	1,000,000
	485257000083130	NEW UNMARKED VEH W/EQUIP-15	144,000
	485257000113130	RPL 3/4 TON CREW CAB TRUCK -1	15,000
	485257000303130	RPL- RAPID RESPONSE VEHICLE-2	70,000
TOTAL SECTION 3130 PD-SERVICES			2,229,000
TOTAL DIV PD-S PD-SERVICES			2,229,000

**LAFAYETTE CONSOLIDATED GOVERNMENT
2024 - 2025 ADOPTED BUDGET
CAPITAL BY FUND**

ADOPTED
FY 24-25

<u>SECTION</u>	<u>ACCOUNT</u>	<u>ACTIVITY</u>	<u>ADOPTED FY 24-25</u>
TOTAL DEPT 030 POLICE DEPARTMENT			5,369,571
 <u>4100 - FD-ADMINISTRATION</u>			
4854100	89000-0	CAPITAL OUTLAY	15,000
		485257000464100 NEW FULL SIZE SUV-1	15,000
TOTAL SECTION 4100 FD-ADMINISTRATION			15,000
TOTAL DIV FD-AD FD-ADMINISTRATION			15,000
 <u>4120 - FD-EMERGENCY OPERATIONS</u>			
4854120	89000-0	CAPITAL OUTLAY	242,000
		485254000524120 OVERHEAD DOOR MAINTENANCE/RPL	67,000
		485256000574120 STATION FURNISHINGS	30,000
		485256002604120 RPL FIRE HOSE	40,000
		485256006874120 RPL AED EQUIPMENT-10	30,000
		485257000464120 PURSUIT SUV FULLSIZE RPL-4	75,000
TOTAL SECTION 4120 FD-EMERGENCY OPERATIONS			242,000
 <u>4121 - FD-EO-HAZMAT</u>			
4854121	89000-0	CAPITAL OUTLAY	1,700
		485256001394121 EARTH GROUND TESTER	1,700
TOTAL SECTION 4121 FD-EO-HAZMAT			1,700
TOTAL DIV FD-EO FD-EMERGENCY OPERATIONS			243,700
 <u>4133 - FD-TO-TRAINING</u>			
4854133	89000-0	CAPITAL OUTLAY	36,000
		485254009054133 BURN BLDG/RAILCAR MAINTENANCE	36,000
TOTAL SECTION 4133 FD-TO-TRAINING			36,000
TOTAL DIV FD-TO FD-TECHNICAL OPERATIONS			36,000
TOTAL DEPT 040 FIRE DEPARTMENT			294,700
 <u>5130 - PW-CIP-PROJECTS</u>			
4855130	89000-0	CAPITAL OUTLAY	202,777
		485251001175130 PRELIMINARY ENGINEERING	75,000
		485252019145130 COMPREHENSIVE STORMWATER PLAN	50,000
		485253001005130 DULLES DR SDWLK/DRAIN IMPROV	77,777
TOTAL SECTION 5130 PW-CIP-PROJECTS			202,777
TOTAL DIV PW-CI PW-CAPITAL IMPROVEMENTS-PROJ			202,777
 <u>5134 - PW-CIP-PROJECT CONTROL</u>			

**LAFAYETTE CONSOLIDATED GOVERNMENT
2024 - 2025 ADOPTED BUDGET
CAPITAL BY FUND**

<u>SECTION</u>	<u>ACCOUNT</u>	<u>ACTIVITY</u>	<u>ADOPTED FY 24-25</u>
4855134	89000-0	CAPITAL OUTLAY	12,000
		485257000235134 1/2 TON PICKUP EXT CAB RPL-1	12,000
TOTAL SECTION 5134 PW-CIP-PROJECT CONTROL			12,000
TOTAL DIV PW-CO PW-CAPITAL IMPROVEMENTS-OTHER			12,000
<u>5141 - PW-FM-ADMINISTRATION</u>			
4855141	89000-0	CAPITAL OUTLAY	100,000
		485254000885141 VEHICLE MAINT INSULATION RPL	100,000
TOTAL SECTION 5141 PW-FM-ADMINISTRATION			100,000
<u>5142 - PW-FM-BUILDING MAINTENANCE</u>			
4855142	89000-0	CAPITAL OUTLAY	54,500
		485256000195142 GJI MAVIC 3 PRO CAMERA DRONE	3,500
		485257000165142 1T P/U/CREWCAB/UTIL BODY/SRW-2	36,000
		485257000465142 FULL SIZE SUV	15,000
TOTAL SECTION 5142 PW-FM-BUILDING MAINTENANCE			54,500
TOTAL DIV PW-FM PW-FACILITY MAINTENANCE			154,500
TOTAL DEPT 050 PUBLIC WORKS DEPARTMENT			369,277
<u>5121 - DR-OP-ADMINISTRATION</u>			
4855121	89000-0	CAPITAL OUTLAY	37,000
		485256003195121 RPL/RPR BARRICADES/CONES-100	25,000
		485257000125121 RPL PICKUP/CREW CAB-1	12,000
TOTAL SECTION 5121 DR-OP-ADMINISTRATION			37,000
<u>5122 - DR-OP-DRAINAGE</u>			
4855122	89000-0	CAPITAL OUTLAY	2,482,500
		485252009095122 ROADSIDE EXCAV & FLUSHING - C	1,848,000
		485257001175122 NEW DBL AXLE 12FT TRAILER-1	4,500
		485257001655122 RPL DOZER-1	200,000
		485257001705122 RPL SKID STEERER W/ ATTCHMTS-1	130,000
		485257002065122 RPL VIDEO TRK/CAMERA ASSEMBL-1	300,000
TOTAL SECTION 5122 DR-OP-DRAINAGE			2,482,500
TOTAL DIV DR-OD DR-OPERATIONS DIVISION			2,519,500
TOTAL DEPT 051 DRAINAGE DEPARTMENT			2,519,500
<u>5124 - RB-OP-ROADS/BRIDGES</u>			
4855124	89000-0	CAPITAL OUTLAY	765,000
		485251001315124 LIMESTONE/SAND/DIRT/GRAVEL	90,000
		485251001325124 TREE REMOVAL	185,000

**LAFAYETTE CONSOLIDATED GOVERNMENT
2024 - 2025 ADOPTED BUDGET
CAPITAL BY FUND**

<u>SECTION</u>	<u>ACCOUNT</u>	<u>ACTIVITY</u>	<u>ADOPTED FY 24-25</u>
		485253009015124 SIDEWALK & CURB REPAIRS	95,000
		485257000175124 RPL 3 YD DUMP/CREW CAB TRUCK-1	89,000
		485257000435124 1/2 TON PICKUP CREW CAB RPL-2	24,000
		485257000515124 1/2 TON PICKUP CREW CAB RPL-1	12,000
		485257000625124 RPL BACKHOE TRACTOR-1	148,000
		485257001185124 RPL MINI EXCAVATOR/ATTCHMNTS-1	122,000
TOTAL SECTION 5124 RB-OP-ROADS/BRIDGES			765,000
TOTAL DIV RB-OD RB-OPERATIONS DIVISION			765,000
<u>5911 - RB-TRAFFIC ENGINEERING MAINT</u>			
4855911	89000-0	CAPITAL OUTLAY	1,298,000
		485251001935911 PAVEMENT MARKINGS-MPO MTC	160,000
		485251009015911 PAVEMENT MARKINGS	900,000
		485256000465911 SIGN MATERIALS	200,000
		485256001045911 SUBDIVISION DEVELOPMENT SIGNS	2,000
		485257000475911 2T DIESEL RPL-1	24,000
		485257000515911 1/2 TON PICKUP CREW CAB RPL-1	12,000
TOTAL SECTION 5911 RB-TRAFFIC ENGINEERING MAINT			1,298,000
TOTAL DIV RB-TE RB-TRAFFIC ENGINEERING			1,298,000
<u>5930 - RB-TRAFFIC SIGNALS MAINT</u>			
4855930	89000-0	CAPITAL OUTLAY	568,000
		485256000645930 VEHICLE DETECTION EQUIPMENT	225,000
		485256002675930 TS-2 CABINET CONVERSION	100,000
		485256002725930 PEDESTRIAN EQUIPMENT	40,000
		485256002835930 SPARE EQUIPMENT	41,000
		485256005855930 CAMERA UPGRADES	150,000
		485257000515930 RPL-1/2 TON TRUCK CREW CAB-1	12,000
TOTAL SECTION 5930 RB-TRAFFIC SIGNALS MAINT			568,000
TOTAL DIV RB-TS RB-TRAFFIC SIGNALS MAINT			568,000
<u>5940 - RB-TRANSIT OPERATIONS</u>			
4855940	89000-0	CAPITAL OUTLAY	740,000
		485256002805940 BUS SHELTERS-NEW 10	100,000
		485256006565940 PREVENTATIVE MAINT MTC	70,000
		485256006645940 TRANSIT MAINT FACILITY DESIGN	100,000
		485256009005940 ADA PARATRANSIT MTC	55,000
		485257001015940 TRANSIT BUS FTA MATCH RPL-4	400,000
		485257001325940 TRANSIT VAN RPL-1	10,000
		485259000825940 TRANSIT SHORT RANGE PLAN MTC	5,000
TOTAL SECTION 5940 RB-TRANSIT OPERATIONS			740,000
TOTAL DIV PW-TO RB-TRANSIT OPERATIONS			740,000
<u>5950 - RB-PARKING PROGRAM</u>			

**LAFAYETTE CONSOLIDATED GOVERNMENT
2024 - 2025 ADOPTED BUDGET
CAPITAL BY FUND**

<u>SECTION</u>	<u>ACCOUNT</u>	<u>ACTIVITY</u>	<u>ADOPTED FY 24-25</u>
4855950	89000-0	CAPITAL OUTLAY	10,000
	485256003255950	COIN COUNTER/SORTER	10,000
TOTAL SECTION 5950 RB-PARKING PROGRAM			10,000
TOTAL DIV PW-PP RB-PARKING PROGRAM			10,000
TOTAL DEPT 052 TRAFFIC, ROADS AND BRIDGES DEPARTMENT			3,381,000
 <u>6120 - PR-OPERATIONS & MAINTENANCE</u>			
4856120	89000-0	CAPITAL OUTLAY	45,000
	485259000186120	ATHLETIC FIELD LIGHTING	45,000
TOTAL SECTION 6120 PR-OPERATIONS & MAINTENANCE			45,000
TOTAL DIV PR-OM PR-OPERATIONS & MAINTENANCE			45,000
 <u>6132 - PR-AP-TENNIS</u>			
4856132	89000-0	CAPITAL OUTLAY	10,000
	485256001626132	TENNIS EQUIPMENT	10,000
TOTAL SECTION 6132 PR-AP-TENNIS			10,000
TOTAL DIV PR-AP PR-ATHLETIC PROGRAMS			10,000
 <u>8184 - PR-AC-NATURE STATION</u>			
4858184	89000-0	CAPITAL OUTLAY	70,000
	485259000608184	ELEV BDWLK/TRL SYS REP & UPGRD	70,000
TOTAL SECTION 8184 PR-AC-NATURE STATION			70,000
TOTAL DIV PR-AC PR-ARTS & CULTURE			70,000
 <u>6170 - PR-J&L HEBERT MUNI GOLF COURSE</u>			
4856170	89000-0	CAPITAL OUTLAY	87,000
	485255000176170	IRRIGATION SYSTEM REPAIRS	10,000
	485255000276170	GREENS RESTORATION	45,000
	485256000556170	SAND	10,000
	485257000726170	RPL UTILITY VEHICLE-1	22,000
TOTAL SECTION 6170 PR-J&L HEBERT MUNI GOLF COURSE			87,000
 <u>6171 - PR-VIEUX CHENES GOLF COURSE</u>			
4856171	89000-0	CAPITAL OUTLAY	149,000
	485255000086171	GOLF COURSE & FACILITY IMPRV	70,000
	485256000556171	SAND	5,000
	485256003396171	RPL FERTILIZER SPREADER - 1	9,000
	485257001206171	RPL TRACTOR-1	65,000
TOTAL SECTION 6171 PR-VIEUX CHENES GOLF COURSE			149,000

**LAFAYETTE CONSOLIDATED GOVERNMENT
2024 - 2025 ADOPTED BUDGET
CAPITAL BY FUND**

<u>SECTION</u>	<u>ACCOUNT</u>	<u>ACTIVITY</u>	<u>ADOPTED FY 24-25</u>
6172 - PR-WETLANDS GOLF COURSE			
4856172	89000-0	CAPITAL OUTLAY	187,000
	485256000556172	SAND	37,000
	485257000776172	RPL-TRIPLEX-2	150,000
TOTAL SECTION 6172 PR-WETLANDS GOLF COURSE			187,000
TOTAL DIV PR-GC PR-GOLF COURSES			423,000
TOTAL DEPT 060 PARKS ARTS RECREATION CULTURE			548,000
5901 - CP-PLANNING			
4855901	89000-0	CAPITAL OUTLAY	1,688,446
	485251002625901	ECI MLK STREEETSCAPE CONSTRUCT	1,132,000
	485256002785901	COMPREHENSIVE PLAN IMPLEMENT	100,000
	485256006645901	PECAN ORCHARD ENGIN DESIGN/MTC	456,446
TOTAL SECTION 5901 CP-PLANNING			1,688,446
TOTAL DIV CP-P CP-PLANNING			1,688,446
9020 - CP-CODES			
4859020	89000-0	CAPITAL OUTLAY	24,000
	485257000119020	SINGLE CAB PICKUP RPL-2	24,000
TOTAL SECTION 9020 CP-CODES			24,000
TOTAL DIV CP-C CP-CODES			24,000
9030 - CP-COMPLIANCE			
4859030	89000-0	CAPITAL OUTLAY	17,000
	485256007279030	RPL DESK-1	5,000
	485257000119030	SINGLE CAB PICKUP RPL-1	12,000
TOTAL SECTION 9030 CP-COMPLIANCE			17,000
TOTAL DIV CP-CO CP-COMPLIANCE			17,000
9035 - CP-ALCOHOL & NOISE CONTROL			
4859035	89000-0	CAPITAL OUTLAY	9,600
	485257000459035	RPL MIDSIZE SUV-1	9,600
TOTAL SECTION 9035 CP-ALCOHOL & NOISE CONTROL			9,600
TOTAL DIV CP-ANC CP-ALCOHOL & NOISE CONTROL			9,600
8163 - CP-GBR-PLANNING			
4858163	89000-0	CAPITAL OUTLAY	9,600

**LAFAYETTE CONSOLIDATED GOVERNMENT
2024 - 2025 ADOPTED BUDGET
CAPITAL BY FUND**

<u>SECTION</u>	<u>ACCOUNT</u>	<u>ACTIVITY</u>	<u>ADOPTED FY 24-25</u>
	485257000578163	RPL MIDSIZE SEDAN-1	9,600
TOTAL SECTION 8163 CP-GBR-PLANNING			9,600
<u>8166 - CP-GRANTS ADMINISTRATION</u>			
4858166	89000-0	CAPITAL OUTLAY	3,500
	485256001308166	RPL FURNITURE & EQUIPMENT	3,500
TOTAL SECTION 8166 CP-GRANTS ADMINISTRATION			3,500
TOTAL DIV CP-GM CP-GRANTS ADMINISTRATION			13,100
TOTAL DEPT 090 COMMUNITY DEVELOPMENT & PLANNING			1,752,146
TOTAL FUND 485 1985 SALES TAX CAP IMPROV-CITY			17,467,893
FUND 502 UTILITIES SYSTEM FUND			
<u>7000 - UT-DIRECTOR'S OFFICE</u>			
5027000	89510-0	SPECIAL EQUIPMENT CAPITAL	480,700
	50210251161	SOFTWARE UPGRADE & LICENSES	70,000
	50210251200	UNANTICIPATED HW/SW	35,000
	50210251201	ELECTRIC COMPUTER HW/SW/ACC	278,000
	50210251202	RPL/REPAIR BROKEN EQUIPMENT	10,000
	50220251311	WATER COMPUTER HW/SW/ACC	46,500
	50230251622	WASTEWATER COMPUTER HW/SW/ACC	41,200
TOTAL SECTION 7000 UT-DIRECTOR'S OFFICE			480,700
TOTAL DIV UT-DO UT-DIRECTOR'S OFFICE			480,700
<u>7001 - UT-SS-ADMINISTRATION/SUPPORT</u>			
5027001	89510-0	SPECIAL EQUIPMENT CAPITAL	5,000
	50210251145	RPL OFFICE FURNITURE & EQUIP	5,000
TOTAL SECTION 7001 UT-SS-ADMINISTRATION/SUPPORT			5,000
<u>7005 - UT-SS-SAFETY & EMP DEVELOPMENT</u>			
5027005	89510-0	SPECIAL EQUIPMENT CAPITAL	5,000
	50210251019	RPL OFFICE FURNITURE & EQUIP	5,000
TOTAL SECTION 7005 UT-SS-SAFETY & EMP DEVELOPMENT			5,000
<u>7006 - UT-SS-METER SERVICES</u>			
5027006	89510-0	SPECIAL EQUIPMENT CAPITAL	5,000
	50210251037	RPL OFFICE FURNITURE & EQUIP	5,000
TOTAL SECTION 7006 UT-SS-METER SERVICES			5,000
<u>7007 - UT-SS-UTILITY CONSERVATION</u>			

**LAFAYETTE CONSOLIDATED GOVERNMENT
2024 - 2025 ADOPTED BUDGET
CAPITAL BY FUND**

<u>SECTION</u>	<u>ACCOUNT</u>	<u>ACTIVITY</u>	<u>ADOPTED FY 24-25</u>
5027007	89510-0	SPECIAL EQUIPMENT CAPITAL	5,000
	50210251120	RPL PORTABLE ELECTRONICS	5,000
TOTAL SECTION 7007 UT-SS-UTILITY CONSERVATION			5,000
TOTAL DIV UT-SS UT-SUPPORT SERVICES			20,000
<u>7011 - UT-CUSTOMER SERVICE</u>			
5027011	89510-0	SPECIAL EQUIPMENT CAPITAL	35,000
	50210251131	INDOOR CAMERAS & SERVER	10,000
	50210251203	RPL OFFICE FURNITURE & EQUIP	25,000
TOTAL SECTION 7011 UT-CUSTOMER SERVICE			35,000
TOTAL DIV UT-CS UT-CUSTOMER SERVICE			35,000
<u>7015 - UT-ENVIRONMENTAL COMPLIANCE</u>			
5027015	89510-0	SPECIAL EQUIPMENT CAPITAL	17,000
	50230251623	NEW REFRIGERATED INCUBATOR	12,000
	50230251661	RPL OFFICE FURNITURE & EQUIP	5,000
TOTAL SECTION 7015 UT-ENVIRONMENTAL COMPLIANCE			17,000
TOTAL DIV UT-EC UT-ENVIRONMENTAL COMPLIANCE			17,000
<u>7020 - UT-POWER PRODUCTION</u>			
5027020	89510-0	SPECIAL EQUIPMENT CAPITAL	47,000
	50210251071	NEW TEST & CALIBRATION EQUIP	25,000
	50210251118	RPL ICE TOOLS	7,000
	50210251207	RPL MECH MAINT TOOLS	10,000
	50210251505	NEW LAWN EQUIPMENT	5,000
TOTAL SECTION 7020 UT-POWER PRODUCTION			47,000
TOTAL DIV UT-PP UT-POWER PRODUCTION			47,000
<u>7032 - UT-EO-TRANSMISSION/DISTRBTN</u>			
5027032	89510-0	SPECIAL EQUIPMENT CAPITAL	254,000
	50210251109	UG CABLE PULLING MACHINE	225,000
	50210251219	RPL COMPRESSION TOOLS	5,000
	50210251222	RPL OFFICE FURNITURE & EQUIP	5,000
	50210251223	NEW BATTERY TOOLS	7,000
	50210251235	RPL BATTERY TOOLS	7,000
	50210251243	RPL HOTLINE TOOLS	5,000
TOTAL SECTION 7032 UT-EO-TRANSMISSION/DISTRBTN			254,000
<u>7033 - UT-EO-ENERGY CONTROL</u>			
5027033	89510-0	SPECIAL EQUIPMENT CAPITAL	5,000
	50210251027	RPL OFFICE FURNITURE & EQUIP	5,000

**LAFAYETTE CONSOLIDATED GOVERNMENT
2024 - 2025 ADOPTED BUDGET
CAPITAL BY FUND**

<u>SECTION</u>	<u>ACCOUNT</u>	<u>ACTIVITY</u>	<u>ADOPTED FY 24-25</u>
TOTAL SECTION 7033 UT-EO-ENERGY CONTROL			5,000
<u>7034 - UT-EO-SUBSTATION/COMMUNICATION</u>			
5027034	89510-0	SPECIAL EQUIPMENT CAPITAL	75,000
	50210251240	RPL POWER TRANS COMPONENTS	20,000
	50210251241	RPL BREAKER COMPONENTS	20,000
	50210251639	NEW GAS PORTABLE TESTER	35,000
TOTAL SECTION 7034 UT-EO-SUBSTATION/COMMUNICATION			75,000
<u>7036 - UT-EO-DISTRIBUTION TRANSFORMERS</u>			
5027036	89510-0	SPECIAL EQUIPMENT CAPITAL	45,000
	50210251030	RPL UG CABINET COMPONENTS	45,000
TOTAL SECTION 7036 UT-EO-DISTRIBUTION TRANSFORMERS			45,000
<u>7037 - UT-EO-ELECTRIC METERS</u>			
5027037	89510-0	SPECIAL EQUIPMENT CAPITAL	5,000
	50210251236	RPL OFFICE FURNITURE & EQUIP	5,000
TOTAL SECTION 7037 UT-EO-ELECTRIC METERS			5,000
TOTAL DIV UT-EO UT-ELECTRIC OPERATIONS			384,000
<u>7040 - UT-WTR-PRODUCTION/ADMIN</u>			
5027040	89510-0	SPECIAL EQUIPMENT CAPITAL	125,000
	50220251049	RPL OFFICE FURNITURE & EQUIP	5,000
	50220251050	NEW/RPL TRUCK CRANES	40,000
	50220251409	RPL TOOLS/SHOP/HAND	30,000
	50220251607	RPL FORKLIFT	50,000
TOTAL SECTION 7040 UT-WTR-PRODUCTION/ADMIN			125,000
<u>7045 - UT-WTR-DISTRIBUTION</u>			
5027045	89510-0	SPECIAL EQUIPMENT CAPITAL	280,000
	50220251307	RPL OFFICE FURNITURE & EQUIP	10,000
	50220251316	RPL HAND TOOLS	60,000
	50220251317	RPL EQUIPMENT	60,000
	50220251605	NEW SKID STEER & ATTACHMENTS	100,000
	50220251609	NEW FORKLIFT	50,000
TOTAL SECTION 7045 UT-WTR-DISTRIBUTION			280,000
TOTAL DIV UT-WO UT-WATER OPERATIONS			405,000
<u>7060 - UT-WW-TREATMENT/ADMINISTRATION</u>			
5027060	89510-0	SPECIAL EQUIPMENT CAPITAL	585,000
	50230251053	RPL OFFICE FURNITURE & EQUIP	5,000

**LAFAYETTE CONSOLIDATED GOVERNMENT
2024 - 2025 ADOPTED BUDGET
CAPITAL BY FUND**

<u>SECTION</u>	<u>ACCOUNT</u>	<u>ACTIVITY</u>	<u>ADOPTED FY 24-25</u>
	50230251129	VACUUM TRUCK RPL-2	500,000
	50230251627	RPL LAWN EQUIPMENT	30,000
	50230251640	RPL TOOLS/SHOP/HAND	50,000
TOTAL SECTION 7060 UT-WW-TREATMENT/ADMINISTRATION			585,000
<u>7065 - UT-WW-COLLECTION</u>			
5027065	89510-0	SPECIAL EQUIPMENT CAPITAL	1,179,000
	50230251093	NEW/RPL SHOP/HAND TOOLS	20,000
	50230251132	NEW/RPL TRIPOD AND WINCH	9,000
	50230251510	NEW/RPL COPY MACHINE	5,000
	50230251522	NEW JETTER TRUCK	425,000
	50230251525	NEW/RPL VACUUM TRUCK	640,000
	50230251554	NEW/RPL LINE LOCATION EQUIP	15,000
	50230251555	NEW/RPL SEWER CAMERA EQUIP	50,000
	50230251633	NEW/RPL GENERATORS	10,000
	50230251634	NEW/RPL TRAFFIC CTRL PRODUCTS	5,000
TOTAL SECTION 7065 UT-WW-COLLECTION			1,179,000
TOTAL DIV UT-WW UT-WASTEWATER OPERATIONS			1,764,000
<u>7080 - UT-ENG-CIVIL</u>			
5027080	89510-0	SPECIAL EQUIPMENT CAPITAL	5,000
	50230251637	RPL OFFICE FURNITURE & EQUIP	5,000
TOTAL SECTION 7080 UT-ENG-CIVIL			5,000
<u>7081 - UT-ENG-ADMINISTRATION</u>			
5027081	89510-0	SPECIAL EQUIPMENT CAPITAL	24,000
	50210251247	RPL OFFICE FURNITURE & EQUIP	24,000
TOTAL SECTION 7081 UT-ENG-ADMINISTRATION			24,000
TOTAL DIV UT-ENG UT-ENGINEERING			29,000
<u>7099 - UT-CAPITAL APPROPRIATIONS</u>			
5027099	89500-0	NORMAL CAPITAL	11,193,000
	50210250400	METERS & METER INSTALLATION	270,000
	50210250401	SECURITY LIGHTING	100,000
	50210250402	TRANSFORMERS & INSTALLATIONS	1,100,000
	50210250404	DISTRIBUTION CAPACITORS	35,000
	50210250405	COMMERCIAL SERVICES	700,000
	50210250406	OVERHEAD SERV (NON-COMMERCIAL)	55,000
	50210250407	OH UG LINE IMP & REHAB	725,000
	50210250408	PRIMARY OH LINE EXTENSIONS	20,000
	50210250410	PRIMARY UG LINE EXTENSIONS	60,000
	50210250416	STREET LIGHTING ADD & IMPROV	150,000
	50210250417	PROTECTIVE DEVICES	75,000
	50210250418	INSTALL SUBSTATION EQUIPMENT	100,000
	50210250419	DEPRECIATED POLE REPLACEMENTS	250,000
	50210250420	FACILITIES IMPROVEMENTS	95,000

**LAFAYETTE CONSOLIDATED GOVERNMENT
2024 - 2025 ADOPTED BUDGET
CAPITAL BY FUND**

<u>SECTION</u>	<u>ACCOUNT</u>	<u>ACTIVITY</u>	<u>ADOPTED FY 24-25</u>
	50210250432	FEEDER ELECTRIC GROUNDING IMPR	50,000
	50210250433	LUKE BUILDING ACCESSORIES	40,000
	50210250435	COMMERCIAL METER IMPROVEMENTS	85,000
	50210250441	NETWORK CABLE SERVICES MISC	10,000
	50210250447	LABELING OF UNDERGROUND CABLE	50,000
	50210250452	TESTED POLE REPLACEMENT	200,000
	50210250474	SECURITY CAMERA UPGRADES	60,000
	50210250478	WOOD POLE IMPROVEMENTS	210,000
	50210250484	SECURITY PANEL UPGRADE	20,000
	50210250521	PAINTING SUBSTATION EQUIPMENT	70,000
	50210250551	UNDERGROUND IMPROVEMENTS	70,000
	50210250572	UNDERGROUND CABLE TESTING	70,000
	50210250588	RPL UNDERGROUND CABLES	75,000
	50210250589	SUBDIVISION LINE EXTENSIONS	150,000
	50210250590	BUILDING & YARD IMPROVEMENTS	50,000
	50210250593	LTC OIL FILTRATION	30,000
	50210250616	POWER PLANT IMPROV	25,000
	50210250623	OVERHEAD PHASING	25,000
	50210250648	TRANSFORMER IMPROVEMENTS	75,000
	50210250673	RPL IMCORP TESTED CABLES	30,000
	50210250685	STREET LIGHT REHAB	200,000
	50210250688	NEW BATTERY BANKS	30,000
	50210250693	SUBSTATION GROUNDING IMPR	50,000
	50220250201	WATER SERVICES	2,500,000
	50220250202	WATER MAINS ADDITIONS & IMPROV	25,000
	50220250204	WATER RELOCATION	10,000
	50220250213	GALVANIZED SYSTEM UPGRADE	25,000
	50220250215	WATER METERS & METER INSTALL	388,000
	50220250216	WATER BOXES & EQUIPMENT	300,000
	50220250220	FIRE HYDRANT REPLACEMENT	300,000
	50220250221	NWTP IMPROVEMENT	300,000
	50220250223	SWTP IMPROVEMENT	250,000
	50220250230	SAMPLING STATIONS/AUTO FLUSHER	50,000
	50220250249	PRESSURE MONITORING DEVICES	10,000
	50220250250	WATER PRODN REMOTE SITE IMPR	200,000
	50230250300	WASTEWATER SERVICES-CITY	25,000
	50230250305	AMBASSADOR CAFFERY IMPROV	300,000
	50230250306	EAST PLANT IMPROV	250,000
	50230250307	NORTHEAST PLANT IMPROV	150,000
	50230250308	SOUTH PLANT IMPROV	400,000
	50230250331	COLLECTION SYSTEM IMPROV/RPR	150,000
	50230250333	PACKAGE PLANT UPGRADES	90,000
	50230250334	LIFT STATION BACKFLOW PREVENT	10,000
	50230250335	LIFT STATION FENCING	50,000
TOTAL SECTION 7099 UT-CAPITAL APPROPRIATIONS			11,193,000
TOTAL DIV UT-CA UT-CAPITAL APPROPRIATIONS			11,193,000
TOTAL DEPT 976 UTILITIES DEPARTMENT			14,374,700
TOTAL FUND 502 UTILITIES SYSTEM FUND			14,374,700

FUND 532 COMMUNICATIONS SYSTEM FUND
--

3720 - CMN-GENERAL ACCOUNTS

**LAFAYETTE CONSOLIDATED GOVERNMENT
2024 - 2025 ADOPTED BUDGET
CAPITAL BY FUND**

<u>SECTION</u>	<u>ACCOUNT</u>	<u>ACTIVITY</u>	<u>ADOPTED FY 24-25</u>
5323720	89510-0	SPECIAL EQUIPMENT CAPITAL	20,000
	53240251005	NEW/RPL EQUIPMENT	10,000
	53240251010	NEW/RPL OFFICE FURN & EQUIP	10,000
TOTAL SECTION 3720 CMN-GENERAL ACCOUNTS			20,000
TOTAL DIV CMN-GA CMN-GENERAL ACCOUNTS			20,000
<u>3750 - CMN-OPERATIONS</u>			
5323750	89510-0	SPECIAL EQUIPMENT CAPITAL	38,500
	53240251000	COMPUTER HDWE & RELATED EQUIP	2,500
	53240251017	1/2 T CARGO VAN NEW-2	36,000
TOTAL SECTION 3750 CMN-OPERATIONS			38,500
TOTAL DIV CMN-O CMN-OPERATIONS			38,500
<u>3791 - CMN-CUSTOMER SERVICE</u>			
5323791	89510-0	SPECIAL EQUIPMENT CAPITAL	7,500
	53240251001	COMPUTER HDWE & RELATED EQUIP	7,500
TOTAL SECTION 3791 CMN-CUSTOMER SERVICE			7,500
TOTAL DIV CMN-BSS CMN-BUSINESS SUPPORT SERVICES			7,500
<u>3795 - CMN-ENGINEERING</u>			
5323795	89510-0	SPECIAL EQUIPMENT CAPITAL	2,500
	53240251002	COMPUTER HDWE & RELATED EQUIP	2,500
TOTAL SECTION 3795 CMN-ENGINEERING			2,500
TOTAL DIV CMN-E CMN-ENGINEERING			2,500
TOTAL DEPT 977 COMMUNICATIONS SYSTEM			68,500
TOTAL FUND 532 COMMUNICATIONS SYSTEM FUND			68,500
FUND 550 ENVIRONMENTAL SERVICES FUND			
<u>5171 - PW-EQ-CODE ENFORCEMENT</u>			
5505171	89000-0	CAPITAL OUTLAY	9,600
	550257000575171	RPL MIDSIZE SEDAN-1	9,600
TOTAL SECTION 5171 PW-EQ-CODE ENFORCEMENT			9,600
<u>5172 - PW-EQ-REGULATORY COMPLIANCE</u>			
5505172	89000-0	CAPITAL OUTLAY	60,000
	550259000065172	RPL FENCE/STUMP REMOVAL	60,000

**LAFAYETTE CONSOLIDATED GOVERNMENT
2024 - 2025 ADOPTED BUDGET
CAPITAL BY FUND**

<u>SECTION</u>	<u>ACCOUNT</u>	<u>ACTIVITY</u>	<u>ADOPTED FY 24-25</u>
TOTAL SECTION 5172 PW-EQ-REGULATORY COMPLIANCE			60,000
<u>5174 - PW-EQ-SOLID WASTE-COMPOSTING</u>			
5505174	89000-0	CAPITAL OUTLAY	140,000
	550257001105174	FRONT END LOADER TRACKS	140,000
TOTAL SECTION 5174 PW-EQ-SOLID WASTE-COMPOSTING			140,000
TOTAL DIV PW-EQ PW-ENVIRONMENTAL QUALITY			209,600
TOTAL DEPT 050 PUBLIC WORKS DEPARTMENT			209,600
TOTAL FUND 550 ENVIRONMENTAL SERVICES FUND			209,600
FUND 702 CENTRAL VEHICLE MAINTENANCE FD			
<u>5162 - PW-VM-MECHANICAL REPAIR SHOP</u>			
7025162	89000-0	CAPITAL OUTLAY	53,000
	702256003335162	PORTABLE WELDING MACHINE RPL-1	11,000
	702257000115162	SERVICE TRUCK RPL -1	24,000
	702257000235162	SERVICE TRUCK RPL -1	18,000
TOTAL SECTION 5162 PW-VM-MECHANICAL REPAIR SHOP			53,000
<u>5163 - PW-VM-SERVICE STATION</u>			
7025163	89000-0	CAPITAL OUTLAY	24,000
	702257000115163	SERVICE TRUCK RPL - 1	24,000
TOTAL SECTION 5163 PW-VM-SERVICE STATION			24,000
<u>5164 - PW-VM-PARTS/SUPPLIES</u>			
7025164	89000-0	CAPITAL OUTLAY	12,000
	702257000235164	HALF TON TRUCK RPL -1	12,000
TOTAL SECTION 5164 PW-VM-PARTS/SUPPLIES			12,000
TOTAL DIV PW-VM PW-VEHICLE MAINTENANCE			89,000
TOTAL DEPT 050 PUBLIC WORKS DEPARTMENT			89,000
TOTAL FUND 702 CENTRAL VEHICLE MAINTENANCE FD			89,000
GRAND TOTAL			77,976,564



MANNING TABLES BY FUND

**LAFAYETTE CONSOLIDATED GOVERNMENT
2024 - 2025 ADOPTED BUDGET
MANNING TABLE BY FUND**

	PERSONNEL			CUR BUDGET FY 23-24	PROJECTED FY 23-24	ADOPTED FY 24-25
	CUR	PROJ	ADP			
FUND 101 - GENERAL FUND - CITY	937	937	935	58,717,146	58,717,146	60,146,373
EO-LEGISLATIVE/JUDICIAL/OTHER	76	76	81	4,064,400	4,064,400	4,539,245
EO-COUNCIL OFFICE	12	12	12	632,836	632,836	642,333
AU 1012 CLERK III	1	1	1	34,724	34,724	35,419
AU 1035 ADMINISTRATIVE SECRETARY	2	2	2	96,320	96,320	98,246
AU 1041 SENIOR ADMIN ASSISTANT	1	1	1	69,713	69,713	71,107
AU 1042 ADMINISTRATIVE ASSISTANT	1	1	1	57,134	57,134	58,276
AU 9008 CLERK OF COUNCIL	1	1	1	132,090	132,090	134,731
AU 9009 ASST CITY-PARISH CLERK	1	1	1	84,940	84,940	86,639
TOTAL PERSONNEL 1100 EO-COUNCIL OFFICE ADMIN	7	7	7	474,921	474,921	484,418
AE 9001 COUNCIL MEMBER	5	5	5	157,915	157,915	157,915
TOTAL PERSONNEL 1101 EO-COUNCIL OFFICE-CITY	5	5	5	157,915	157,915	157,915
EO-CITY COURT	38	38	38	1,709,120	1,709,120	1,904,331
AU 1009 CIVIL OFFICER	1	1	1	47,961	47,961	54,080
AU 1040 ADMINISTRATIVE ASSISTANT	1	1	1	59,955	59,955	63,212
AU 1525 SENTENCE COORDINATOR	2	2	2	69,376	69,376	75,513
AU 4500 JANITOR	1	1	1	31,710	31,710	32,344
AU 9007 MINUTE CLERK	2	2	2	80,259	80,259	86,023
AU 9015 EXECUTIVE SECRETARY	2	2	2	121,184	121,184	133,120
AE 9018 CITY JUDGE	2	2	2	237,288	237,288	314,080
AU 9022 FINANCE OFFICER	1	1	1	43,718	43,718	54,080
AU 9023 CITY COURT ADMINISTRATOR	1	1	1	81,058	81,058	108,999
AU 9024 DEPUTY CITY COURT ADMIN	1	1	1	66,207	66,207	89,000
AU 9031 COURT REPORTER CLERK	1	1	1	52,775	52,775	53,829
AU 9307 COURT CLERK I	1	1	1	33,143	33,143	33,806
AU 9309 JUVENILE PROBATION OFFICER	1	1	1	42,550	42,550	45,480
AU 9310 COURT CLERK II	17	17	17	573,598	573,598	586,984
AU 9311 COURT CLERK III	4	4	1	168,338	168,338	46,343
AU 9975 CRIMINAL/TRAFFIC SUPERVISOR	0	0	1	0	0	49,920
AU 9976 CIVIL CLERK III	0	0	1	0	0	39,246
AU 9977 FINANCE CLERK III	0	0	1	0	0	38,272
TOTAL PERSONNEL 1130 EO-CITY COURT	38	38	38	1,709,120	1,709,120	1,904,331
EO-CITY MARSHAL	26	26	31	1,722,444	1,722,444	1,992,581
AE 9019 CITY MARSHAL	1	1	1	103,224	103,224	103,224
AU 9025 CITY MARSHAL SERGEANT	4	4	5	308,496	308,496	371,940
AU 9026 CITY MARSHAL OFFICE ADMIN	1	1	1	52,655	52,655	52,655
AU 9029 CITY MARSHAL LIEUTENANT	1	1	2	85,450	85,450	153,389
AU 9032 RADIO DISPATCHER	1	1	1	52,417	52,417	52,417
AU 9033 CHIEF DEPUTY MARSHAL	1	1	1	97,220	97,220	97,220
AU 9034 CITY MARSHAL CAPTAIN	1	1	1	93,152	93,152	93,152
AU 9035 DEPUTY CITY MARSHAL I	3	3	6	147,655	147,655	300,720
AU 9036 DEPUTY CITY MARSHAL II	6	6	7	326,052	326,052	385,339
AU 9037 DEPUTY CITY MARSHAL III	3	3	3	191,089	191,089	188,268
AU 9038 DEPUTY CITY MARSHAL IV	3	3	2	217,583	217,583	146,806

* PART TIME POSITION

**LAFAYETTE CONSOLIDATED GOVERNMENT
2024 - 2025 ADOPTED BUDGET
MANNING TABLE BY FUND**

	PERSONNEL			CUR BUDGET FY 23-24	PROJECTED FY 23-24	ADOPTED FY 24-25
	CUR	PROJ	ADP			
AU 9312 MARSHAL'S EXECUTIVE SECRETARY	1	1	1	47,451	47,451	47,451
TOTAL PERSONNEL 1131 EO-CITY MARSHAL	26	26	31	1,722,444	1,722,444	1,992,581
EO-EXECUTIVE	36	36	37	2,027,375	2,027,375	2,284,837
EO-MAYOR-PRESIDENT'S OFFICE	12	12	13	791,306	791,306	968,975
AU 1036 EXECUTIVE RECEPTIONIST	1	1	1	38,886	38,886	39,663
AE 9010 MAYOR-PRESIDENT	1	1	1	170,001	170,001	170,001
* AM 9017 DISABILITY AWARENESS COORD	1	1	1	16,500	16,500	16,500
AU 9028 CHIEF OF STAFF	1	1	1	107,994	107,994	107,994
AU 9100 POLICY ADVISOR	0	0	1	0	0	85,001
AU 9300 ADMINISTRATIVE SPECIALIST	1	1	1	48,856	48,856	48,856
* AM 9350 CONSTITUENT SERVICES ADVISOR	1	1	1	48,855	48,855	48,855
AU 9892 CHIEF COMMUNICATIONS OFFICER	1	1	1	84,253	84,253	84,253
AU 9901 SENIOR COMMUNICATION SPECIALIST	1	1	1	65,000	65,000	65,000
AU 9904 MUNICIPAL CONSTITUENT SERVICES ADVISOR	1	1	1	79,001	79,001	79,001
* AM 9908 DIGITAL COMMUNICATIONS SPECIALIST	1	1	0	45,900	45,900	0
AU 9908 DIGITAL COMMUNICATIONS SPECIALIST	0	0	1	0	0	53,850
* AM 9950 COMMUNICATIONS & MEDIA SPEC	1	1	0	21,060	21,060	0
AU 9972 PROJECT MANAGER	0	0	1	0	0	105,001
AU P109 EXECUTIVE SECRETARY	1	1	1	65,000	65,000	65,000
TOTAL PERSONNEL 1200 EO-MAYOR-PRESIDENT'S OFFICE	12	12	13	791,306	791,306	968,975
EO-CAO-ADMINISTRATION	4	4	3	349,088	349,088	269,121
AF 1040 ADMINISTRATIVE ASSISTANT	1	1	1	44,342	44,342	49,376
AU 9011 CHIEF ADMIN OFFICER	1	1	1	150,001	150,001	150,001
AU 9100 POLICY ADVISOR	1	1	0	85,001	85,001	0
AU P109 EXECUTIVE SECRETARY	1	1	1	69,744	69,744	69,744
TOTAL PERSONNEL 1210 EO-CAO-ADMINISTRATION	4	4	3	349,088	349,088	269,121
EO-CAO-INTERNATIONAL TRADE	4	4	5	255,668	255,668	317,892
AF 1022 INFORM & TRANS SPEC	0	0	1	0	0	45,240
AF 6433 TRADE DEVELOPMENT SPECIALIST	2	2	2	89,112	89,112	101,748
AF 6435 LE CENTRE OPERATIONS COORD	1	1	1	57,446	57,446	61,794
AU 9013 DEPARTMENT DIRECTOR	1	1	1	109,110	109,110	109,110
TOTAL PERSONNEL 1217 EO-CAO-INTERNATIONAL TRADE	4	4	5	255,668	255,668	317,892
EO-CAO-HUMAN RESOURCES	10	10	10	441,129	441,129	502,327
AF 1011 CLERK II	1	1	1	26,520	26,520	36,588
AF 1016 PERS/RECORDS MGMT CLERK	4	4	4	125,538	125,538	154,473
AF 1403 HUMAN RESOURCES ADMIN	1	1	1	52,071	52,071	56,959
AF 1410 EMPLOYEE RELATIONS SUPV	1	1	1	57,888	57,888	62,007
AF 1414 EMP RELATIONS ANALYST	1	1	1	44,659	44,659	49,256
AF 1418 HUMAN RESOURCES MGR	1	1	1	93,636	93,636	97,339
AF 1532 SUBSTANCE ABUSE COORD	1	1	1	40,817	40,817	45,705
TOTAL PERSONNEL 2161 EO-CAO-HUMAN RESOURCES	10	10	10	441,129	441,129	502,327
EO-CAO-MAILROOM	2	2	2	51,927	51,927	64,740

* PART TIME POSITION

**LAFAYETTE CONSOLIDATED GOVERNMENT
2024 - 2025 ADOPTED BUDGET
MANNING TABLE BY FUND**

	PERSONNEL			CUR BUDGET FY 23-24	PROJECTED FY 23-24	ADOPTED FY 24-25
	CUR	PROJ	ADP			
AF 1011 CLERK II	2	2	2	51,927	51,927	64,740
TOTAL PERSONNEL 1218 EO-CAO-MAILROOM	2	2	2	51,927	51,927	64,740
EO-CAO-311 C/P COMM SRVS	4	4	4	138,257	138,257	161,782
AF 1011 CLERK II	3	3	3	80,980	80,980	100,199
AF 4423 COMMUNICATIONS/311 SUPERVISOR	1	1	1	57,277	57,277	61,583
TOTAL PERSONNEL 2163 EO-CAO-COMMUNICATIONS/311	4	4	4	138,257	138,257	161,782
LEGAL DEPARTMENT	6	6	6	309,593	309,593	309,593
LD-CITY PROSECUTOR	6	6	6	309,593	309,593	309,593
AU 1101 DATA ENTRY CLERK	1	1	1	36,836	36,836	36,836
AU 1524 SENIOR PARALEGAL	2	2	2	112,026	112,026	112,026
AU 1527 CITY PROSECUTOR MANAGER	1	1	1	57,218	57,218	57,218
AU 1528 JUNIOR PARALEGAL	1	1	1	47,500	47,500	47,500
AU 9963 SUPERVISOR	1	1	1	56,013	56,013	56,013
TOTAL PERSONNEL 1401 LD-CITY PROSECUTOR	6	6	6	309,593	309,593	309,593
OFFICE OF FINANCE & MANAGEMENT	62	62	62	3,220,716	3,220,716	3,533,812
FM-CHIEF FINANCIAL OFFICER	5	5	5	474,200	474,200	497,095
AF 1002 DIRECTORS EXEC SECRETARY	1	1	1	41,021	41,021	51,437
AF 1307 DEBT MGMT & COMPLIANCE OFFICER	1	1	1	52,695	52,695	57,624
AF 1345 CONTROLLER	1	1	1	123,053	123,053	126,215
AU 1346 CHIEF FINANCIAL OFFICER	1	1	1	201,960	201,960	201,960
AF 1350 FINANCIAL ANALYST	1	1	1	55,471	55,471	59,859
TOTAL PERSONNEL 0100 FM-CHIEF FINANCIAL OFFICER	5	5	5	474,200	474,200	497,095
FM-ACCOUNTING	33	33	33	1,559,560	1,559,560	1,728,400
AF 1012 CLERK III	2	2	2	69,276	69,276	85,946
AF 1033 SECRETARY II	1	1	1	34,901	34,901	40,600
AF 1302 ACCOUNTING CLERK	10	10	10	304,316	304,316	367,101
AF 1303 ACCOUNTING SPECIALIST	4	4	4	144,787	144,787	159,164
AF 1308 PAYROLL OFFICER	1	1	1	59,007	59,007	63,666
AF 1309 INVESTMENT OFFICER	1	1	1	60,437	60,437	64,826
AF 1311 ACCOUNTANT I	8	8	8	425,073	425,073	462,348
AF 1313 ACCOUNTING MANAGER	1	1	1	102,809	102,809	106,325
AF 1314 CHIEF ACCOUNTANT	1	1	1	73,054	73,054	76,777
AF 1315 ACCOUNTS PAY/RECEIVABLE SUPV	2	2	2	140,726	140,726	148,589
AF 1325 ACCOUNTANT III	1	1	1	62,433	62,433	66,593
AF 1351 FINANCIAL OPERATIONS SUPV	1	1	1	82,741	82,741	86,465
TOTAL PERSONNEL 0120 FM-ACCOUNTING	33	33	33	1,559,560	1,559,560	1,728,400
FM-BUDGET MANAGEMENT	7	7	7	449,016	449,016	470,892
AF 1304 SENIOR BUDGET ANALYST	3	3	3	169,108	169,108	180,165
AF 1312 BUDGET MANAGER	1	1	1	110,150	110,150	104,000
AF 1319 BUDGET ANALYST	2	2	2	93,619	93,619	109,742
AF 1326 CHIEF BUDGET ANALYST	1	1	1	76,139	76,139	76,985

* PART TIME POSITION

**LAFAYETTE CONSOLIDATED GOVERNMENT
2024 - 2025 ADOPTED BUDGET
MANNING TABLE BY FUND**

	PERSONNEL			CUR BUDGET FY 23-24	PROJECTED FY 23-24	ADOPTED FY 24-25
	CUR	PROJ	ADP			
TOTAL PERSONNEL 0140 FM-BUDGET MANAGEMENT	7	7	7	449,016	449,016	470,892
FM-PURCHASING/PROPERTY MGMT	13	13	13	525,471	525,471	599,321
AF 1012 CLERK III	2	2	2	62,927	62,927	74,325
AF 1032 SECRETARY I	1	1	1	28,187	28,187	34,365
AF 1229 BUYER I	3	3	3	97,062	97,062	119,970
AF 1231 PROPERTY CONTROL OFFICER	1	1	1	50,504	50,504	55,434
AF 1232 PURCHASING & PROP MANAGER	1	1	1	98,029	98,029	101,544
AF 1233 BUYER II	3	3	3	128,808	128,808	141,957
AF 1302 ACCOUNTING CLERK	2	2	2	59,954	59,954	71,726
TOTAL PERSONNEL 0150 FM-PURCHASING/PROPERTY MGMT	13	13	13	525,471	525,471	599,321
FM-RISK MANAGEMENT & GROUP INSURANCE	4	4	4	212,469	212,469	238,104
AF 1012 CLERK III	1	1	1	31,836	31,836	42,973
AF 1032 SECRETARY I	1	1	1	28,187	28,187	34,365
AF 1404 RISK AND INSURANCE MGR	1	1	1	91,790	91,790	95,513
AF 1407 SAFETY OFFICER	1	1	1	60,656	60,656	65,253
TOTAL PERSONNEL 2180 FM-RISK MANAGEMENT	4	4	4	212,469	212,469	238,104
DEPT OF INNOVATION & TECHNOLOGY	40	40	39	2,667,798	2,667,798	2,729,979
IT-RECORDS MANAGEMENT	2	2	2	86,756	86,756	97,031
AF 1016 PERS/RECORDS MGMT CLERK	1	1	1	32,661	32,661	38,360
AF 1401 CITY/PARISH RECORDS MGR	1	1	1	54,095	54,095	58,671
TOTAL PERSONNEL 2110 IT-RECORDS MANAGEMENT	2	2	2	86,756	86,756	97,031
IT-CHIEF INNOVATION OFFICER	38	38	37	2,581,042	2,581,042	2,632,948
AF 1002 DIRECTORS EXEC SECRETARY	1	1	1	40,216	40,216	45,250
AF 1109 HELP DESK SPECIALIST	2	2	2	72,732	72,732	83,548
AF 1115 TECHNICAL SPECIALIST	4	4	4	183,951	183,951	204,567
AF 1118 SR TECHNICAL SPECIALIST	1	1	1	55,508	55,508	60,084
AF 1120 APPLICATION DEVELOPER	1	1	1	50,028	50,028	60,861
AF 1122 PROGRAMMER ANALYST	5	5	5	298,418	298,418	326,841
AF 1123 SYSTEMS SUPPORT SPEC	2	2	2	121,462	121,462	130,614
AF 1124 SR SYSTEMS SUPPORT SPEC	2	2	1	154,672	154,672	84,200
AF 1128 NETWORK ADMINISTRATOR	2	2	2	154,388	154,388	162,292
AF 1129 DATABASE ADMINISTRATOR	3	3	3	242,031	242,031	224,027
AF 1130 INFO SERVICES TECHNICAL SUPER	1	1	1	61,487	61,487	65,730
AF 1133 GIS TECHNICIAN	1	1	1	56,753	56,753	54,328
AF 1134 GIS ANALYST	3	3	3	181,036	181,036	187,760
AF 1136 SYSTEMS ANALYST	4	4	4	316,101	316,101	331,909
AF 1137 INTERNET WEBMASTER	1	1	1	77,741	77,741	81,693
AF 1144 INFO SVCS & TECH MANAGER	4	4	4	383,990	383,990	398,716
AU 1145 CHIEF INNOVATION OFFICER	1	1	1	130,528	130,528	130,528
TOTAL PERSONNEL 2910 IT-INNOVATION SERVICES	38	38	37	2,581,042	2,581,042	2,632,948
POLICE DEPARTMENT	369	369	364	24,320,997	24,320,997	24,334,128

* PART TIME POSITION

**LAFAYETTE CONSOLIDATED GOVERNMENT
2024 - 2025 ADOPTED BUDGET
MANNING TABLE BY FUND**

	PERSONNEL			CUR BUDGET FY 23-24	PROJECTED FY 23-24	ADOPTED FY 24-25
	CUR	PROJ	ADP			
PD-ADMINISTRATION	369	369	364	24,320,997	24,320,997	24,334,128
AF 1005 RECEPTIONIST	2	2	2	50,479	50,479	63,791
AF 1039 ACCREDITATION ADMINISTRATOR	1	1	1	38,347	38,347	43,526
AF 1319 BUDGET ANALYST	1	1	1	47,535	47,535	52,194
AF 4101 EQUIPMENT OPERATOR I	1	1	1	25,619	25,619	32,275
AF 4225 MAINTENANCE SUPERVISOR	1	1	1	56,004	56,004	60,580
AF 4500 JANITOR	4	4	4	93,463	93,463	121,917
AC 8001 CHIEF OF POLICE	1	1	1	135,880	135,880	170,000
AC 8002 DEPUTY CHIEF OF POLICE	0	0	1	0	0	124,765
AC 8005 POLICE MAJOR	3	3	3	350,671	350,671	346,655
AC 8007 POLICE CAPTAIN	10	10	10	1,089,471	1,089,471	1,069,920
AC 8009 POLICE LIEUTENANT	18	18	18	1,788,623	1,788,623	1,768,217
AC 8010 POLICE SENIOR CORPORAL	66	66	66	5,096,417	5,096,417	5,036,536
AC 8011 POLICE SERGEANT	47	47	47	4,147,748	4,147,748	4,122,328
AC 8012 POLICE CORPORAL	89	89	77	5,909,961	5,909,961	5,045,274
AC 8015 POLICE OFFICER	75	75	87	3,732,477	3,732,477	4,404,400
AC 8018 POLICE COMM SHIFT SUPV	4	4	4	215,801	215,801	241,130
AC 8019 POLICE COMM OFFICER	12	12	12	421,665	421,665	477,117
AC 8020 POLICE COMM OFFICER II	4	4	4	175,737	175,737	204,050
AC 8021 SECRETARY TO POLICE CHIEF	1	1	1	42,023	42,023	48,364
AC 8022 POLICE DEPT RECORDS CLERK	10	10	4	236,667	236,667	125,800
AC 8025 DEPT RECORDS CLERK II	3	3	3	136,389	136,389	155,206
AC 8027 DEPT REC CLERK-LEVEL II	12	12	12	391,741	391,741	457,068
AC 8028 DIFFERENTIAL RESPONSE OFFICER	2	2	2	65,033	65,033	77,490
AC 8029 POLICE SUPPLY OFFICER	2	2	2	73,246	73,246	85,525
TOTAL PERSONNEL 3100 PD-ADMINISTRATION	369	369	364	24,320,997	24,320,997	24,334,128
FIRE DEPARTMENT	288	288	288	19,298,166	19,298,166	19,383,350
FD-ADMINISTRATION	4	4	4	259,035	259,035	278,467
AC 8101 FIRE CHIEF	1	1	1	141,320	141,320	141,320
AC 8105 FIRE DEPT RECORDS CLERK II	1	1	1	34,349	34,349	40,736
AC 8106 FIRE DEPT REC CLERK-LEVEL II	1	1	1	28,605	28,605	34,852
AC 8137 ADMIN ASST TO FIRE CHIEF	1	1	1	54,761	54,761	61,559
TOTAL PERSONNEL 4100 FD-ADMINISTRATION	4	4	4	259,035	259,035	278,467
FD-EMERGENCY OPERATIONS	250	250	250	16,579,686	16,579,686	16,655,373
AF 1220 STORES CLERK I	1	1	1	25,236	25,236	31,933
AC 8108 DEPUTY FIRE CHIEF	1	1	1	120,020	120,020	120,020
AC 8109 FIRE ASSISTANT CHIEF	4	4	4	441,516	441,516	441,516
AC 8111 FIRE DISTRICT CHIEF	15	15	15	1,538,080	1,538,080	1,535,746
AC 8117 FIRE CAPTAIN	72	72	72	5,996,075	5,996,075	5,997,437
AC 8126 FIRE ENGINEER	72	72	72	4,321,197	4,321,197	4,349,057
AC 8128 FIREFIGHTER FIRST CLASS	34	34	28	1,843,100	1,843,100	1,567,507
AC 8129 FIREFIGHTER	50	50	56	2,209,234	2,209,234	2,525,224
TOTAL PERSONNEL 4120 FD-EMERGENCY OPERATIONS	249	249	249	16,494,458	16,494,458	16,568,440
AC 8110 HAZARDOUS MATERIAL COORD	1	1	1	85,228	85,228	86,933
TOTAL PERSONNEL 4121 FD-EO-HAZMAT	1	1	1	85,228	85,228	86,933

* PART TIME POSITION

**LAFAYETTE CONSOLIDATED GOVERNMENT
2024 - 2025 ADOPTED BUDGET
MANNING TABLE BY FUND**

	PERSONNEL			CUR BUDGET FY 23-24	PROJECTED FY 23-24	ADOPTED FY 24-25
	CUR	PROJ	ADP			
FD-TECHNICAL OPERATIONS	34	34	34	2,459,445	2,459,445	2,449,510
AC 8113 FIRE COMMUNICATIONS CHIEF	1	1	1	107,059	107,059	107,059
AC 8118 FIRE COMM OFFICER II	1	1	1	99,922	99,922	89,443
AC 8119 FIRE COMM OFFICER	11	11	11	717,676	717,676	683,808
TOTAL PERSONNEL 4131 FD-TO-COMMUNICATIONS	13	13	13	924,657	924,657	880,310
AC 8106 FIRE DEPT REC CLERK-LEVEL II	2	2	2	72,731	72,731	85,224
AC 8120 FIRE PREVENTION CHIEF	1	1	1	110,379	110,379	110,379
AC 8121 FIRE INVESTIGATOR II	1	1	1	103,021	103,021	103,021
AC 8122 FIRE INVESTIGATOR	2	2	2	149,570	149,570	152,561
AC 8123 FIRE INSPECTOR II	1	1	1	102,554	102,554	102,554
AC 8124 FIRE INSPECTOR	7	7	7	547,156	547,156	556,923
TOTAL PERSONNEL 4132 FD-TO-FIRE PREVENTION	14	14	14	1,085,411	1,085,411	1,110,662
AC 8104 FIRE DEPT RECORDS CLERK	1	1	1	23,338	23,338	28,871
AC 8106 FIRE DEPT REC CLERK-LEVEL II	1	1	1	27,547	27,547	33,441
AC 8114 FIRE TRAINING CHIEF	1	1	1	110,379	110,379	110,379
AC 8115 FIRE TRAINING OFFICER II	1	1	1	83,759	83,759	85,434
AC 8116 FIRE TRAINING OFFICER	3	3	3	204,354	204,354	200,413
TOTAL PERSONNEL 4133 FD-TO-TRAINING	7	7	7	449,377	449,377	458,538
PUBLIC WORKS DEPARTMENT	15	15	13	615,303	615,303	622,381
PW-FACILITY MAINTENANCE	15	15	13	615,303	615,303	622,381
AF 1012 CLERK III	1	1	1	35,625	35,625	41,324
AF 4222 FACILITIES MANAGER	1	1	1	76,997	76,997	81,053
AF 4223 FACILITIES MAINT SUPERVISOR	1	1	1	64,197	64,197	68,503
AF 4224 FACILITIES MAINT REPAIRMAN	1	1	1	34,353	34,353	40,572
AF 4230 BUILDING SUPERINTENDENT	1	1	1	41,370	41,370	47,214
TOTAL PERSONNEL 5141 PW-FM-ADMINISTRATION	5	5	5	252,542	252,542	278,666
AF 4208 CARPENTER II	1	1	1	48,367	48,367	53,526
AF 4211 PAINTER II	1	1	0	39,409	39,409	0
AF 4219 ELEC MECH & REFRIG TECH	1	1	1	48,367	48,367	53,526
AF 4224 FACILITIES MAINT REPAIRMAN	3	3	3	95,837	95,837	110,888
AF 4225 MAINTENANCE SUPERVISOR	1	1	1	60,283	60,283	64,859
TOTAL PERSONNEL 5142 PW-FM-BUILDING MAINTENANCE	7	7	6	292,263	292,263	282,799
AF 4500 JANITOR	3	3	2	70,498	70,498	60,916
TOTAL PERSONNEL 5143 PW-FM-CITY HALL MAINTENANCE	3	3	2	70,498	70,498	60,916
TRAFFIC, ROADS AND BRIDGES DEPARTMENT	26	26	26	1,246,934	1,246,934	1,374,487
RB-DIRECTOR'S OFFICE	1	1	1	36,974	36,974	49,733
AF 6442 TITLE VI/ADA COORDINATOR	1	1	1	36,974	36,974	49,733
TOTAL PERSONNEL 1211 RB-SMALL BUSINESS SUPT SER	1	1	1	36,974	36,974	49,733
RB-TRAFFIC ENGINEERING	17	17	17	782,663	782,663	860,288
AF 2012 ELECTRICAL ENGINEER III	1	1	1	96,835	96,835	100,225
AF 2035 CIVIL ENGINEER III	1	1	1	94,904	94,904	98,565

* PART TIME POSITION

**LAFAYETTE CONSOLIDATED GOVERNMENT
2024 - 2025 ADOPTED BUDGET
MANNING TABLE BY FUND**

	PERSONNEL			CUR BUDGET FY 23-24	PROJECTED FY 23-24	ADOPTED FY 24-25
	CUR	PROJ	ADP			
AF 2036 CIVIL ENGINEER AIDE SPEC I	1	1	1	49,335	49,335	54,098
AF 2037 CIVIL ENGINEER AIDE SPEC II	1	1	1	69,557	69,557	73,800
TOTAL PERSONNEL 5910 RB-TRAFFIC ENGINEERING DEVELOP	4	4	4	310,631	310,631	326,688
AF 1021 CLERK TYPIST	1	1	1	28,291	28,291	34,468
AF 4019 SIGN & MARKING SPECIALIST	8	8	8	239,541	239,541	274,464
AF 4021 TRAFFIC SERVICES COORDINATOR	1	1	1	64,152	64,152	68,749
AF 4044 SIGNS & MARKING FOREMAN	2	2	2	94,244	94,244	104,603
AF 4430 SIGN FABRICATOR	1	1	1	45,804	45,804	51,316
TOTAL PERSONNEL 5911 RB-TRAFFIC ENGINEERING MAINT	13	13	13	472,032	472,032	533,600
RB-TRAFFIC SIGNALS MAINT	8	8	8	427,297	427,297	464,466
AF 2029 TRAFFIC SIG MAINT FOREMAN	1	1	1	62,909	62,909	67,506
AF 4203 TRAFFIC SIGNAL TECH I	4	4	4	188,990	188,990	208,022
AF 4204 TRAFFIC SIGNAL TECH II	2	2	2	106,971	106,971	116,164
AF 4205 TRAFFIC MAINT SUPERVISOR	1	1	1	68,427	68,427	72,774
TOTAL PERSONNEL 5930 RB-TRAFFIC SIGNALS MAINT	8	8	8	427,297	427,297	464,466
PARKS ARTS RECREATION CULTURE	2	2	2	76,480	76,480	84,232
PR-CENTERS & OTHER PROGRAMS	2	2	2	76,480	76,480	84,232
AF 6411 SENIOR CENTER COORDINATOR	2	2	2	76,480	76,480	84,232
TOTAL PERSONNEL 8121 PR-HS-SENIOR CENTER	2	2	2	76,480	76,480	84,232
COMMUNITY DEVELOPMENT & PLANNING	10	10	10	451,166	451,166	502,083
CP-ALCOHOL & NOISE CONTROL	6	6	6	222,711	222,711	255,845
AF 1012 CLERK III	2	2	2	65,836	65,836	77,234
AF 1021 CLERK TYPIST	1	1	1	30,229	30,229	36,407
AF 1033 SECRETARY II	1	1	1	30,622	30,622	36,321
AF 1529 ALCOHOL & NOISE CONT MGR	1	1	1	59,700	59,700	64,047
AF 1530 ANC EDUCATION COORDINATOR	1	1	1	36,324	36,324	41,836
TOTAL PERSONNEL 9035 CP-ALCOHOL & NOISE CONTROL	6	6	6	222,711	222,711	255,845
CP-GRANTS ADMINISTRATION	3	3	3	161,110	161,110	174,775
AF 6233 GRANTS COORDINATOR	2	2	2	85,749	85,749	95,525
AF 6370 COMM DEVELOP GRANTS MANAGER	1	1	1	75,361	75,361	79,250
TOTAL PERSONNEL 8166 CP-GRANTS ADMINISTRATION	3	3	3	161,110	161,110	174,775
CP-HUMAN SERVICES	1	1	1	67,345	67,345	71,463
AF 6440 HUMAN SERVICES MANAGER	1	1	1	67,345	67,345	71,463
TOTAL PERSONNEL 8120 CP-HS-COUNSELING SERVICES	1	1	1	67,345	67,345	71,463
OTHER BUDGETARY UNITS	7	7	7	418,218	418,218	448,246
OTH-MUNICIPAL CIVIL SERVICE	6	6	6	383,458	383,458	410,726
AF 1016 PERS/RECORDS MGMT CLERK	2	2	2	77,801	77,801	89,200

* PART TIME POSITION

**LAFAYETTE CONSOLIDATED GOVERNMENT
2024 - 2025 ADOPTED BUDGET
MANNING TABLE BY FUND**

	PERSONNEL			CUR BUDGET FY 23-24	PROJECTED FY 23-24	ADOPTED FY 24-25
	CUR	PROJ	ADP			
AF 1417 CIVIL SERVICE BUSINESS PARTNER	3	3	3	193,785	193,785	206,139
AF 1421 CIVIL SERVICE DIRECTOR	1	1	1	111,872	111,872	115,387
TOTAL PERSONNEL 9100 OTH-MUNICIPAL CIVIL SERVICE	6	6	6	383,458	383,458	410,726
OTH-POLICE & FIRE CIVIL SERV	1	1	1	34,760	34,760	37,520
AU 1032 SECRETARY I	1	1	1	34,760	34,760	37,520
TOTAL PERSONNEL 9110 OTH-POLICE & FIRE CIVIL SERV	1	1	1	34,760	34,760	37,520
FUND 105 - GENERAL FUND - PARISH	54	54	55	1,624,631	1,624,631	1,791,230
EO-LEGISLATIVE/JUDICIAL/OTHER	53	53	52	1,584,320	1,584,320	1,592,449
EO-COUNCIL OFFICE	5	5	5	157,915	157,915	157,915
AE 9001 COUNCIL MEMBER	5	5	5	157,915	157,915	157,915
TOTAL PERSONNEL 1102 EO-COUNCIL OFFICE-PARISH	5	5	5	157,915	157,915	157,915
EO-JUSTICE OF PEACE/CONSTABLES	18	18	18	229,266	229,266	229,266
AE 9933 JUSTICE OF THE PEACE	9	9	9	114,633	114,633	114,633
AE 9934 CONSTABLE	9	9	9	114,633	114,633	114,633
TOTAL PERSONNEL 1117 EO-JUSTICE OF PEACE/CONSTABLES	18	18	18	229,266	229,266	229,266
EO-JUDICIAL-DISTRICT COURT	23	23	22	1,060,338	1,060,338	1,072,299
AU 9902 COURT REPORTER	13	13	13	618,787	618,787	618,787
AU 9903 SECRETARY	10	10	9	441,551	441,551	453,512
TOTAL PERSONNEL 1140 EO-DC-JUDGES	23	23	22	1,060,338	1,060,338	1,072,299
EO-REGISTRAR OF VOTERS	7	7	7	136,801	136,801	132,969
AU 9891 ADMIN COORDINATOR II	1	1	1	19,760	19,760	14,638
AU 9893 ADMIN COORDINATOR III	3	3	3	46,479	46,479	47,769
AU 9914 CHIEF DEPUTY	1	1	1	26,305	26,305	26,305
AU 9915 CONFIDENTIAL ASSISTANT	1	1	1	11,260	11,260	11,260
AU 9916 REGISTRAR OF VOTERS	1	1	1	32,997	32,997	32,997
TOTAL PERSONNEL 1151 EO-REGISTRAR OF VOTERS	7	7	7	136,801	136,801	132,969
EO-EXECUTIVE	0	0	2	0	0	144,056
EO-MAYOR-PRESIDENT'S OFFICE	0	0	2	0	0	144,056
AU 1203 OHSEP DIRECTOR	0	0	1	0	0	100,000
AU 9974 EMERGENCY MANAGEMENT OFFICER	0	0	1	0	0	44,056
TOTAL PERSONNEL 1203 EO-MP-OHSEP	0	0	2	0	0	144,056
COMMUNITY DEVELOPMENT & PLANNING	1	1	1	40,311	40,311	54,725
CP-GRANTS ADMINISTRATION	1	1	1	40,311	40,311	54,725
AF 6233 GRANTS COORDINATOR	1	1	1	40,311	40,311	54,725

* PART TIME POSITION

**LAFAYETTE CONSOLIDATED GOVERNMENT
2024 - 2025 ADOPTED BUDGET
MANNING TABLE BY FUND**

	PERSONNEL			CUR BUDGET FY 23-24	PROJECTED FY 23-24	ADOPTED FY 24-25
	CUR	PROJ	ADP			
TOTAL PERSONNEL 8166 CP-GRANTS ADMINISTRATION	1	1	1	40,311	40,311	54,725
FUND 162 - COMMUNITY DEVELOPMENT FUND	16	16	16	660,948	660,948	669,232
COMMUNITY DEVELOPMENT & PLANNING	16	16	16	660,948	660,948	669,232
CP-GRANTS ADMINISTRATION	12	12	12	517,831	517,831	526,115
AF 4207 CARPENTER I	2	2	2	75,331	75,331	75,331
AF 4208 CARPENTER II	1	1	1	44,270	44,270	44,284
AF 4210 PAINTER I	1	1	1	35,054	35,054	35,054
AF 4211 PAINTER II	1	1	1	40,740	40,740	40,740
AF 6350 HOUSING REHAB SPECIALIST	1	1	1	66,216	66,216	66,216
TOTAL PERSONNEL 8132 CP-HSG-REHAB	6	6	6	261,611	261,611	261,625
AF 6421 NEIGHBOR PRIDE COORD	1	1	1	38,888	38,888	38,888
TOTAL PERSONNEL 8157 CP-SFP-NEIGHBORHOOD PRIDE PROG	1	1	1	38,888	38,888	38,888
AF 6120 PLANNER II	0	0	1	0	0	47,206
AF 6230 COMM DEVEL PROG SPEC	0	0	1	0	0	43,785
AF 6233 GRANTS COORDINATOR	0	0	1	0	0	40,311
AF 6429 COMM DEVEL LOAN SPECIALIST	1	1	1	44,271	44,271	44,271
AF 6431 COMM DEVEL LOAN OFFICER	1	1	1	50,029	50,029	50,029
TOTAL PERSONNEL 8163 CP-GBR-PLANNING	2	2	5	94,300	94,300	225,602
AF 6120 PLANNER II	1	1	0	47,206	47,206	0
AF 6230 COMM DEVEL PROG SPEC	1	1	0	35,515	35,515	0
AF 6233 GRANTS COORDINATOR	1	1	0	40,311	40,311	0
TOTAL PERSONNEL 8166 CP-GRANTS ADMINISTRATION	3	3	0	123,032	123,032	0
CP-HUMAN SERVICES	4	4	4	143,117	143,117	143,117
AF 1032 SECRETARY I	1	1	1	30,428	30,428	30,428
AF 6420 HOUSING COUNSELOR	2	2	2	68,899	68,899	68,899
AF 6425 HOUSING COUNSELING COORDINATOR	1	1	1	43,790	43,790	43,790
TOTAL PERSONNEL 8120 CP-HS-COUNSELING SERVICES	4	4	4	143,117	143,117	143,117
FUND 201 - CITY PARKS & RECREATION FUND	56	56	56	2,091,625	2,091,625	2,431,202
PARKS ARTS RECREATION CULTURE	56	56	56	2,091,625	2,091,625	2,431,202
PR-DIRECTOR'S OFFICE	4	4	4	251,682	251,682	273,257
AF 1002 DIRECTORS EXEC SECRETARY	1	1	1	43,778	43,778	48,812
AF 1012 CLERK III	1	1	1	31,091	31,091	42,973
AF 1319 BUDGET ANALYST	1	1	1	45,209	45,209	49,868
AU 9013 DEPARTMENT DIRECTOR	1	1	1	131,604	131,604	131,604
TOTAL PERSONNEL 6100 PR-DIRECTOR'S OFFICE	4	4	4	251,682	251,682	273,257
PR-OPERATIONS & MAINTENANCE	33	33	33	1,119,427	1,119,427	1,329,423
AF 3007 CAMPGROUND ATTENDANT	1	1	1	30,588	30,588	37,732
AF 3025 PARKS MAINTENANCE SUPV	1	1	1	59,266	59,266	63,384
AF 3026 PROGRAMS & MAINT MANAGER	1	1	1	84,294	84,294	87,996

* PART TIME POSITION

**LAFAYETTE CONSOLIDATED GOVERNMENT
2024 - 2025 ADOPTED BUDGET
MANNING TABLE BY FUND**

	PERSONNEL			CUR BUDGET FY 23-24	PROJECTED FY 23-24	ADOPTED FY 24-25
	CUR	PROJ	ADP			
AF 4013 LABOR FOREMAN I	4	4	4	119,524	119,524	144,401
AF 4015 LABOR FOREMAN II	2	2	2	69,900	69,900	81,590
AF 4018 LABOR FOREMAN III	3	3	3	135,563	135,563	151,039
AF 4101 EQUIPMENT OPERATOR I	8	8	8	197,848	197,848	254,635
AF 4102 EQUIPMENT OPERATOR II	6	6	6	170,030	170,030	207,346
AF 4103 EQUIPMENT OPERATOR III	2	2	2	64,042	64,042	75,732
AF 4201 MAINTENANCE WORKER	2	2	2	55,528	55,528	71,508
AF 4212 ELECTRICIAN I	1	1	1	39,029	39,029	44,500
AF 4215 WELDER I	1	1	1	42,896	42,896	48,366
AF 4225 MAINTENANCE SUPERVISOR	1	1	1	50,919	50,919	61,194
TOTAL PERSONNEL 6120 PR-OPERATIONS & MAINTENANCE	33	33	33	1,119,427	1,119,427	1,329,423
PR-ATHLETIC PROGRAMS	5	5	5	241,073	241,073	262,906
AF 3013 RECREATION COORDINATOR	4	4	4	177,725	177,725	202,606
AF 3016 ATHLETICS PROGRAMS SUPV	1	1	1	63,348	63,348	60,300
TOTAL PERSONNEL 6130 PR-ATHLETIC PROGRAMS	5	5	5	241,073	241,073	262,906
PR-CENTERS & OTHER PROGRAMS	14	14	14	479,443	479,443	565,616
AF 1012 CLERK III	1	1	1	31,523	31,523	37,222
AF 3010 RECREATION CENTERS COORDINATOR	5	5	5	190,601	190,601	218,161
AF 3011 RECREATION CENTERS MAINT SUPV	1	1	1	39,271	39,271	45,615
AF 3023 RECREATION CENTERS MANAGER	1	1	1	72,779	72,779	76,669
AF 4500 JANITOR	6	6	6	145,269	145,269	187,949
TOTAL PERSONNEL 6140 PR-CENTERS & PROGRAMS	14	14	14	479,443	479,443	565,616
FUND 202 - LAFAYETTE SCIENCE MUSEUM FD	2	2	2	77,300	77,300	88,345
PARKS ARTS RECREATION CULTURE	2	2	2	77,300	77,300	88,345
PR-ARTS & CULTURE	2	2	2	77,300	77,300	88,345
AF 3211 NATURALIST	1	1	1	29,475	29,475	35,341
AF 3221 MUSEUM CURATOR	1	1	1	47,825	47,825	53,004
TOTAL PERSONNEL 8184 PR-AC-NATURE STATION	2	2	2	77,300	77,300	88,345
FUND 203 - MUNICIPAL TRANSIT SYSTEM FUND	34	34	27	1,315,897	1,315,897	1,237,871
TRAFFIC, ROADS AND BRIDGES DEPARTMENT	34	34	27	1,315,897	1,315,897	1,237,871
RB-TRANSIT OPERATIONS	34	34	27	1,315,897	1,315,897	1,237,871
AF 1021 CLERK TYPIST	1	1	1	26,648	26,648	32,825
AF 4500 JANITOR	2	2	0	44,925	44,925	0
AF 4601 BUS OPERATOR	25	25	20	922,040	922,040	854,972
AF 4610 ASSISTANT TRANSIT SUPERVISOR	3	3	3	131,785	131,785	146,449
AF 4611 TRANSIT SUPERVISOR	1	1	1	59,814	59,814	64,162
AF 4612 TRANSIT & PARKING MANAGER	1	1	1	82,129	82,129	86,019
AF 6115 PLANNER I	1	1	1	48,556	48,556	53,444
TOTAL PERSONNEL 5940 RB-TRANSIT OPERATIONS	34	34	27	1,315,897	1,315,897	1,237,871

* PART TIME POSITION

**LAFAYETTE CONSOLIDATED GOVERNMENT
2024 - 2025 ADOPTED BUDGET
MANNING TABLE BY FUND**

	PERSONNEL			CUR BUDGET FY 23-24	PROJECTED FY 23-24	ADOPTED FY 24-25
	CUR	PROJ	ADP			
FUND 204 - HEYMANN PERF ARTS CTR-COMM	12	12	13	514,167	514,167	624,637
PARKS ARTS RECREATION CULTURE	12	12	13	514,167	514,167	624,637
PR-ARTS & CULTURE	12	12	13	514,167	514,167	624,637
AF 3109 ARTS AND CULTURE MANAGER	1	1	1	85,661	85,661	89,550
TOTAL PERSONNEL 8181 PR-AC-ADMINISTRATION	1	1	1	85,661	85,661	89,550
AF 1012 CLERK III	1	1	1	32,918	32,918	38,617
AF 1303 ACCOUNTING SPECIALIST	0	0	1	0	0	44,783
AF 3101 PRODUCTION TECHNICIAN	1	1	1	40,866	40,866	46,045
AF 3103 EVENTS COORDINATOR	1	1	1	37,493	37,493	42,673
AF 3104 VENUE ADMINISTRATOR	1	1	1	60,154	60,154	64,751
AF 3105 BOX OFFICE COORDINATOR	1	1	1	46,605	46,605	51,493
AF 3112 PRODUCTION COORDINATOR	1	1	1	49,020	49,020	53,908
TOTAL PERSONNEL 8182 PR-AC-HPACC	6	6	7	267,056	267,056	342,270
AF 4012 LABORER II	2	2	2	51,746	51,746	65,058
AF 4013 LABOR FOREMAN I	2	2	2	57,611	57,611	71,090
AF 4225 MAINTENANCE SUPERVISOR	1	1	1	52,093	52,093	56,669
TOTAL PERSONNEL 8185 PR-AC-MAINTENANCE	5	5	5	161,450	161,450	192,817
FUND 206 - ANIMAL CARE SHELTER FUND	23	23	23	819,052	819,052	972,103
EO-EXECUTIVE	23	23	23	819,052	819,052	972,103
EO-CAO-ANIMAL SHEL & CARE CTR	23	23	23	819,052	819,052	972,103
AF 1011 CLERK II	2	2	2	52,799	52,799	65,832
AF 1040 ADMINISTRATIVE ASSISTANT	1	1	1	44,342	44,342	49,376
AF 1205 ANIMAL CARETAKER	6	6	6	161,034	161,034	207,814
AF 1206 ANIMAL ADOP/FOSTER/RESCUE COOR	3	3	3	96,474	96,474	123,804
AF 1207 ADOPTION/FOSTER/RESCUE SUPERVISOR	1	1	1	42,034	42,034	47,213
AF 1208 ANIMAL CONTROL SUPERVISOR	1	1	1	61,268	61,268	65,615
AF 1209 ANIMAL CONTROL OFFICER	6	6	6	243,277	243,277	278,630
AF 1213 ANIMAL CONTROL FIELD SUPER	1	1	1	46,928	46,928	51,816
AF 1214 ANIMAL CONTROL KENNEL SUPER	1	1	1	44,556	44,556	49,444
AF 5011 DISPATCHER	1	1	1	26,340	26,340	32,559
TOTAL PERSONNEL 1251 EO-CAO-ANIMAL SHEL & CARE CTR	23	23	23	819,052	819,052	972,103
FUND 209 - COMBINED GOLF COURSES FUND	33	33	33	1,102,037	1,102,037	1,339,901
PARKS ARTS RECREATION CULTURE	33	33	33	1,102,037	1,102,037	1,339,901
PR-GOLF COURSES	33	33	33	1,102,037	1,102,037	1,339,901
AF 3002 GOLF SHOP ATTENDANT	1	1	1	26,766	26,766	33,464
AF 3004 GOLF COURSE SUPERINTENDENT	1	1	1	78,105	78,105	82,452
AF 4018 LABOR FOREMAN III	1	1	1	44,552	44,552	49,711
AF 4102 EQUIPMENT OPERATOR II	4	4	4	117,246	117,246	143,714
TOTAL PERSONNEL 6170 PR-J&L HEBERT MUNI GOLF COURSE	7	7	7	266,669	266,669	309,341
AF 3002 GOLF SHOP ATTENDANT	1	1	1	24,068	24,068	34,612

* PART TIME POSITION

**LAFAYETTE CONSOLIDATED GOVERNMENT
2024 - 2025 ADOPTED BUDGET
MANNING TABLE BY FUND**

	PERSONNEL			CUR BUDGET FY 23-24	PROJECTED FY 23-24	ADOPTED FY 24-25
	CUR	PROJ	ADP			
AF 3004 GOLF COURSE SUPERINTENDENT	1	1	1	78,105	78,105	82,452
AF 4013 LABOR FOREMAN I	1	1	1	30,742	30,742	32,829
AF 4102 EQUIPMENT OPERATOR II	4	4	4	110,347	110,347	140,396
AF 4201 MAINTENANCE WORKER	1	1	1	26,748	26,748	38,002
AF 4320 SMALL EQUIPMENT MECHANIC	1	1	1	31,615	31,615	38,772
TOTAL PERSONNEL 6171 PR-VIEUX CHENES GOLF COURSE	9	9	9	301,625	301,625	367,063
AF 3002 GOLF SHOP ATTENDANT	2	2	2	50,943	50,943	64,338
AF 3004 GOLF COURSE SUPERINTENDENT	1	1	1	69,529	69,529	73,876
AF 4012 LABORER II	3	3	3	77,263	77,263	99,577
AF 4018 LABOR FOREMAN III	1	1	1	43,394	43,394	48,552
AF 4102 EQUIPMENT OPERATOR II	9	9	9	260,999	260,999	338,382
AF 4320 SMALL EQUIPMENT MECHANIC	1	1	1	31,615	31,615	38,772
TOTAL PERSONNEL 6172 PR-WETLANDS GOLF COURSE	17	17	17	533,743	533,743	663,497
FUND 255 - CRIMINAL NON-SUPPORT FUND	13	13	13	529,772	529,772	571,316
EO-LEGISLATIVE/JUDICIAL/OTHER	13	13	13	529,772	529,772	571,316
EO-JUDICIAL-DISTRICT ATTORNEY	13	13	13	529,772	529,772	571,316
AU 1005 RECEPTIONIST	1	1	1	31,866	31,866	34,450
* AM 1033 SECRETARY II	1	1	1	15,444	15,444	16,224
AU 1033 SECRETARY II	6	6	6	212,610	212,610	227,939
AU 9906 ASST DIST ATTORNEY	2	2	2	103,660	103,660	116,441
AU 9961 INVESTIGATOR	1	1	1	35,839	35,839	38,701
AU 9970 ASST DIST ATTY - DIRECTOR	1	1	1	79,829	79,829	83,000
AU 9971 OFFICE MANAGER	1	1	1	50,524	50,524	54,561
TOTAL PERSONNEL 1139 EO-DA-CRIMINAL NON-SUPPORT	13	13	13	529,772	529,772	571,316
FUND 260 - ROAD & BRIDGE MAINTENANCE FUND	69	69	74	2,487,726	2,487,726	3,132,788
DRAINAGE DEPARTMENT	0	0	6	0	0	258,266
DR-OPERATIONS DIVISION	0	0	6	0	0	258,266
AF 1033 SECRETARY II	0	0	1	0	0	42,973
AF 4043 DRAINAGE SUPPORT COORDINATOR	0	0	1	0	0	68,396
AF 4320 SMALL EQUIPMENT MECHANIC	0	0	1	0	0	39,226
AF 5011 DISPATCHER	0	0	3	0	0	107,671
TOTAL PERSONNEL 5221 DR-OP-ADMINISTRATION-C	0	0	6	0	0	258,266
TRAFFIC, ROADS AND BRIDGES DEPARTMENT	69	69	68	2,487,726	2,487,726	2,874,522
RB-DIRECTOR'S OFFICE	2	2	2	178,506	178,506	183,540
AF 1040 ADMINISTRATIVE ASSISTANT	1	1	1	45,959	45,959	50,993
AU 9013 DEPARTMENT DIRECTOR	1	1	1	132,547	132,547	132,547
TOTAL PERSONNEL 5102 RB-DIRECTOR'S OFFICE	2	2	2	178,506	178,506	183,540
RB-OPERATIONS DIVISION	67	67	66	2,309,220	2,309,220	2,690,982
AF 4013 LABOR FOREMAN I	1	1	1	26,308	26,308	32,528

* PART TIME POSITION

**LAFAYETTE CONSOLIDATED GOVERNMENT
2024 - 2025 ADOPTED BUDGET
MANNING TABLE BY FUND**

	PERSONNEL			CUR BUDGET FY 23-24	PROJECTED FY 23-24	ADOPTED FY 24-25
	CUR	PROJ	ADP			
TOTAL PERSONNEL 5125 RB-OP-DOWNTOWN WORK CREW	1	1	1	26,308	26,308	32,528
AF 1012 CLERK III	1	1	1	35,937	35,937	38,980
AF 4010 LABORER I	4	4	0	91,850	91,850	0
AF 4012 LABORER II	12	12	16	309,107	309,107	516,160
AF 4013 LABOR FOREMAN I	6	6	6	163,697	163,697	201,381
AF 4015 LABOR FOREMAN II	2	2	1	66,106	66,106	37,160
AF 4018 LABOR FOREMAN III	6	6	7	258,252	258,252	339,374
AF 4038 STREET MAINT FOREMAN	2	2	2	118,251	118,251	127,403
AF 4040 GROUNDS MAINT FOREMAN	1	1	1	61,226	61,226	65,802
AF 4041 STREET SUPERINTENDENT	1	1	1	85,106	85,106	88,954
AF 4042 BRIDGE MAINT FOREMAN	1	1	1	65,011	65,011	69,587
AF 4102 EQUIPMENT OPERATOR II	4	4	3	116,820	116,820	101,574
AF 4103 EQUIPMENT OPERATOR III	15	15	15	504,535	504,535	600,027
AF 4104 EQUIPMENT OPERATOR IV	7	7	7	268,146	268,146	304,052
AF 4209 CEMENT MASON	2	2	2	59,680	59,680	77,809
AF 4411 TREE TRIMMER	1	1	1	34,791	34,791	40,636
AF 4416 TREE TRIMMER FOREMAN	1	1	1	44,397	44,397	49,555
TOTAL PERSONNEL 5224 RB-OP-ROADS/BRIDGES-C	66	66	65	2,282,912	2,282,912	2,658,454
FUND 261 - DRAINAGE MAINTENANCE FUND	66	66	59	2,593,717	2,593,717	2,702,589
DRAINAGE DEPARTMENT	66	66	59	2,593,717	2,593,717	2,702,589
DR-OPERATIONS DIVISION	66	66	59	2,593,717	2,593,717	2,702,589
AF 1033 SECRETARY II	1	1	0	31,390	31,390	0
AF 4043 DRAINAGE SUPPORT COORDINATOR	1	1	0	63,820	63,820	0
AF 4320 SMALL EQUIPMENT MECHANIC	1	1	0	33,090	33,090	0
AF 5011 DISPATCHER	3	3	0	84,134	84,134	0
TOTAL PERSONNEL 5221 DR-OP-ADMINISTRATION-C	6	6	0	212,434	212,434	0
AF 1032 SECRETARY I	1	1	1	28,187	28,187	34,365
AF 2036 CIVIL ENGINEER AIDE SPEC I	5	5	5	251,460	251,460	275,276
AF 2037 CIVIL ENGINEER AIDE SPEC II	1	1	1	65,550	65,550	69,794
AF 4010 LABORER I	6	6	1	140,377	140,377	31,043
AF 4012 LABORER II	12	12	15	315,482	315,482	501,773
AF 4013 LABOR FOREMAN I	2	2	3	58,074	58,074	108,514
AF 4018 LABOR FOREMAN III	5	5	5	241,518	241,518	272,350
AF 4022 DRAINAGE TROUBLESHOOTER	2	2	2	89,383	89,383	99,699
AF 4023 DRAINAGE OPERATIONS COORDINATOR	1	1	1	73,578	73,578	67,704
AF 4039 DRAINAGE MAINT FOREMAN	4	4	4	255,192	255,192	273,496
AF 4050 DRAINAGE SUPERINTENDENT	1	1	1	92,310	92,310	93,288
AF 4102 EQUIPMENT OPERATOR II	2	2	2	61,472	61,472	74,951
AF 4103 EQUIPMENT OPERATOR III	1	1	1	32,312	32,312	39,125
AF 4104 EQUIPMENT OPERATOR IV	15	15	15	616,991	616,991	690,124
AF 4209 CEMENT MASON	2	2	2	59,397	59,397	71,087
TOTAL PERSONNEL 5222 DR-OP-DRAINAGE-C	60	60	59	2,381,283	2,381,283	2,702,589
FUND 262 - CORRECTIONAL CENTER FUND	1	1	1	67,626	67,626	85,000
LEGAL DEPARTMENT	1	1	1	67,626	67,626	85,000

* PART TIME POSITION

**LAFAYETTE CONSOLIDATED GOVERNMENT
2024 - 2025 ADOPTED BUDGET
MANNING TABLE BY FUND**

	PERSONNEL			CUR BUDGET FY 23-24	PROJECTED FY 23-24	ADOPTED FY 24-25
	CUR	PROJ	ADP			
LD-LEGAL DEPARTMENT	1	1	1	67,626	67,626	85,000
AU 1400 OMBUDSMAN	1	1	1	67,626	67,626	85,000
TOTAL PERSONNEL 1400 LD-LEGAL DEPARTMENT	1	1	1	67,626	67,626	85,000
FUND 263 - LIBRARY FUND	143	143	143	5,530,086	5,530,086	6,332,690
OTHER BUDGETARY UNITS	143	143	143	5,530,086	5,530,086	6,332,690
OTH-LIBRARY	143	143	143	5,530,086	5,530,086	6,332,690
AF 1002 DIRECTORS EXEC SECRETARY	1	1	1	46,404	46,404	46,630
AF 1011 CLERK II	1	1	1	29,419	29,419	35,826
AF 1040 ADMINISTRATIVE ASSISTANT	1	1	1	46,252	46,252	51,286
AF 1123 SYSTEMS SUPPORT SPEC	1	1	1	60,614	60,614	65,190
AF 1132 LIBRARY TECH SVCS SUPERVISOR	1	1	1	58,429	58,429	62,673
AF 1141 LIBRARY INFOR SVCS & TECH MGR	1	1	1	74,790	74,790	78,742
AF 1302 ACCOUNTING CLERK	1	1	1	30,233	30,233	36,119
AF 1303 ACCOUNTING SPECIALIST	1	1	1	35,409	35,409	40,963
AF 1319 BUDGET ANALYST	1	1	1	46,635	46,635	51,295
AF 1801 LIBRARY TECH ASST I	21	21	21	486,884	486,884	642,940
*AL 1801 LIBRARY TECH ASST I	4	4	4	46,028	46,028	61,853
AF 1802 LIBRARY TECH ASST II	3	3	3	85,050	85,050	103,209
AF 1803 LIBRARY TECH ASST III	9	9	9	289,403	289,403	339,123
AF 1810 LIBRARY ASSOCIATE I	41	41	41	1,399,940	1,399,940	1,649,230
*AL 1810 LIBRARY ASSOCIATE I	5	5	5	90,324	90,324	108,132
AF 1811 LIBRARY ASSOCIATE II	3	3	3	110,000	110,000	125,726
AF 1812 LIBRARY ASSOCIATE III	5	5	5	218,475	218,475	243,538
AF 1820 LIBRARIAN I	10	10	11	460,127	460,127	564,470
AF 1821 LIBRARIAN II	13	13	13	669,346	669,346	739,507
AF 1822 LIBRARIAN III	6	6	5	362,505	362,505	327,840
AF 1825 LIBRARY OPERATIONS MANAGER	1	1	1	78,499	78,499	82,368
AF 1830 LIBRARY COMM RELATIONS COORD	1	1	1	52,268	52,268	57,052
AF 1831 LIBRARY COMM RELATIONS SPEC	2	2	2	75,211	75,211	93,004
AF 1832 REGIONAL LIBRARY BRANCH MGR	3	3	3	212,839	212,839	224,946
AF 1833 REGIONAL LIBRARY MANAGER	2	2	2	137,611	137,611	145,348
AF 1834 LIBRARY ADMINISTRATOR	1	1	1	83,233	83,233	88,400
AF 4201 MAINTENANCE WORKER	1	1	1	30,742	30,742	36,961
AF 4225 MAINTENANCE SUPERVISOR	1	1	1	53,331	53,331	61,194
AF 4230 BUILDING SUPERINTENDENT	1	1	1	34,791	34,791	39,125
AU 9919 DEPARTMENT DIRECTOR	1	1	1	125,294	125,294	130,000
TOTAL PERSONNEL 9200 OTH-LIBRARY	143	143	143	5,530,086	5,530,086	6,332,690
FUND 265 - JUVENILE DETENTION FACILITY	37	37	37	1,396,192	1,396,192	1,590,745
EO-EXECUTIVE	37	37	37	1,396,192	1,396,192	1,590,745
EO-CAO-JUVENILE DETENTION	37	37	37	1,396,192	1,396,192	1,590,745
AF 0801 TRAINING/COMPLIANCE COORD	1	1	1	43,785	43,785	48,964
AF 1033 SECRETARY II	1	1	1	36,248	36,248	41,947
AF 1040 ADMINISTRATIVE ASSISTANT	1	1	1	46,099	46,099	51,133
AF 1406 REGISTERED NURSE	1	1	1	82,200	82,200	86,152

* PART TIME POSITION

**LAFAYETTE CONSOLIDATED GOVERNMENT
2024 - 2025 ADOPTED BUDGET
MANNING TABLE BY FUND**

	PERSONNEL			CUR BUDGET FY 23-24	PROJECTED FY 23-24	ADOPTED FY 24-25
	CUR	PROJ	ADP			
AF 1549 JDH OPERATIONS MANAGER	2	2	2	117,893	117,893	126,588
AF 1550 JUVENILE DTN SHIFT SUPV	4	4	4	157,738	157,738	173,496
AF 1551 JUVENILE DTN ATTD II	19	19	19	645,100	645,100	743,077
AF 1552 JUVENILE DTN ATTD I	1	1	1	32,735	32,735	39,098
AF 1553 JDH ADMINISTRATOR	1	1	1	83,316	83,316	87,205
AF 4201 MAINTENANCE WORKER	1	1	1	32,747	32,747	38,966
AF 4500 JANITOR	2	2	2	44,610	44,610	61,645
TOTAL PERSONNEL 1255 EO-CAO-JUVENILE DETENTION	34	34	34	1,322,471	1,322,471	1,498,271
AF 4520 COOK	2	2	2	53,738	53,738	67,133
* AL 4520 COOK	1	1	1	19,983	19,983	25,341
TOTAL PERSONNEL 1256 EO-CAO-JUVENILE DET-KITCHEN	3	3	3	73,721	73,721	92,474
FUND 266 - PUBLIC HEALTH UNIT MAINTENANCE	10	10	10	570,585	570,585	619,721
OTHER BUDGETARY UNITS	10	10	10	570,585	570,585	619,721
OTH-HEALTH UNIT	10	10	10	570,585	570,585	619,721
AF 1012 CLERK III	4	4	4	127,934	127,934	161,428
AF 1406 REGISTERED NURSE	5	5	5	395,049	395,049	405,511
AF 1409 REGISTERED NURSE'S ASST	1	1	1	47,602	47,602	52,782
TOTAL PERSONNEL 9120 OTH-HEALTH UNIT	10	10	10	570,585	570,585	619,721
FUND 267 - WAR MEMORIAL BUILDING FUND	4	4	2	90,125	90,125	72,405
PUBLIC WORKS DEPARTMENT	4	4	2	90,125	90,125	72,405
PW-FACILITY MAINTENANCE	4	4	2	90,125	90,125	72,405
AF 4230 BUILDING SUPERINTENDENT	1	1	1	42,584	42,584	41,559
AF 4500 JANITOR	1	1	1	23,733	23,733	30,846
* AL 4500 JANITOR	2	2	0	23,808	23,808	0
TOTAL PERSONNEL 5147 PW-FM-WAR MEMORIAL BUILDING	4	4	2	90,125	90,125	72,405
FUND 270 - CORONER FUND	6	6	10	253,602	253,602	571,530
EO-LEGISLATIVE/JUDICIAL/OTHER	6	6	10	253,602	253,602	571,530
EO-OTH-CORONER OFFICE	6	6	10	253,602	253,602	571,530
AU 1011 CLERK II	1	1	1	29,667	29,667	29,667
AU 1012 CLERK III	1	1	1	32,461	32,461	32,461
AU 1040 ADMINISTRATIVE ASSISTANT	1	1	1	43,179	43,179	43,179
AE 9900 CORONER	1	1	1	38,239	38,239	38,239
AU 9983 CHIEF MEDICOLEGAL INVESTIGATOR	1	1	1	61,096	61,096	61,096
AU 9984 DEATH INVESTIGATOR	1	1	1	48,960	48,960	48,960
TOTAL PERSONNEL 1160 EO-CORONER OFFICE	6	6	6	253,602	253,602	253,602
AU 1406 REGISTERED NURSE	0	0	3	0	0	236,808
AU 9996 REGISTERED NURSE COORDINATOR	0	0	1	0	0	81,120
TOTAL PERSONNEL 1161 EO-CORONER OFFICE-SANE	0	0	4	0	0	317,928

* PART TIME POSITION

**LAFAYETTE CONSOLIDATED GOVERNMENT
2024 - 2025 ADOPTED BUDGET
MANNING TABLE BY FUND**

	PERSONNEL			CUR BUDGET FY 23-24	PROJECTED FY 23-24	ADOPTED FY 24-25
	CUR	PROJ	ADP			
FUND 273 - STORM WATER MANAGEMENT FUND	21	21	18	995,589	995,589	980,665
DRAINAGE DEPARTMENT	21	21	18	995,589	995,589	980,665
DR-DIRECTOR'S OFFICE	3	3	3	225,868	225,868	235,935
AF 1002 DIRECTORS EXEC SECRETARY	1	1	1	47,024	47,024	52,058
AF 1040 ADMINISTRATIVE ASSISTANT	1	1	1	48,627	48,627	53,660
AU 9013 DEPARTMENT DIRECTOR	1	1	1	130,217	130,217	130,217
TOTAL PERSONNEL 5101 DR-DIRECTOR'S OFFICE	3	3	3	225,868	225,868	235,935
DR-OPERATIONS DIVISION	18	18	15	769,721	769,721	744,730
AF 1012 CLERK III	1	1	1	33,094	33,094	38,793
AF 4012 LABORER II	3	3	3	77,852	77,852	97,380
AF 4102 EQUIPMENT OPERATOR II	6	6	4	184,404	184,404	148,849
TOTAL PERSONNEL 5222 DR-OP-DRAINAGE-C	10	10	8	295,350	295,350	285,022
AF 2035 CIVIL ENGINEER III	1	1	1	104,252	104,252	107,912
AF 2036 CIVIL ENGINEER AIDE SPEC I	3	3	3	154,364	154,364	168,654
AF 2037 CIVIL ENGINEER AIDE SPEC II	2	2	2	134,940	134,940	139,078
AF 2039 CIVIL ENGINEERING AIDE II	1	1	0	37,808	37,808	0
AF 2040 CIVIL ENGINEERING AIDE III	1	1	1	43,007	43,007	44,064
TOTAL PERSONNEL 5223 DR-OP-ENGINEERING-C	8	8	7	474,371	474,371	459,708
FUND 285 - CRIMINAL JUSTICE COORD COMM FD	0	0	1	0	0	65,000
EO-EXECUTIVE	0	0	1	0	0	65,000
EO-MAYOR-PRESIDENT'S OFFICE	0	0	1	0	0	65,000
* AM 9978 CJCC COORDINATOR	0	0	1	0	0	65,000
TOTAL PERSONNEL 1204 EO-MP-CRIMINAL JUSTICE COMM	0	0	1	0	0	65,000
FUND 297 - PARKING PROGRAM FUND	11	11	10	330,163	330,163	378,167
TRAFFIC, ROADS AND BRIDGES DEPARTMENT	11	11	10	330,163	330,163	378,167
RB-PARKING PROGRAM	11	11	10	330,163	330,163	378,167
* AL 1010 CLERK I	1	1	0	13,565	13,565	0
AF 1032 SECRETARY I	1	1	1	33,628	33,628	39,806
AF 1302 ACCOUNTING CLERK	1	1	1	30,612	30,612	36,498
AF 4224 FACILITIES MAINT REPAIRMAN	1	1	1	32,127	32,127	38,346
AF 4402 PARKING GARAGE ATTENDANT	2	2	2	43,562	43,562	58,206
AF 4404 PARKING GARAGE SUPERVISOR	1	1	1	37,370	37,370	42,882
AF 4406 PARKING CONTROL OFFICER	3	3	3	77,711	77,711	96,494
AF 4408 PARKING ADMINISTRATOR	1	1	1	61,588	61,588	65,935
TOTAL PERSONNEL 5950 RB-PARKING PROGRAM	11	11	10	330,163	330,163	378,167
FUND 299 - CODES & PERMITS FUND	52	52	53	2,704,765	2,704,765	2,994,445

* PART TIME POSITION

**LAFAYETTE CONSOLIDATED GOVERNMENT
2024 - 2025 ADOPTED BUDGET
MANNING TABLE BY FUND**

	PERSONNEL			CUR BUDGET FY 23-24	PROJECTED FY 23-24	ADOPTED FY 24-25
	CUR	PROJ	ADP			
COMMUNITY DEVELOPMENT & PLANNING	52	52	53	2,704,765	2,704,765	2,994,445
CP-PLANNING	9	9	9	458,102	458,102	507,567
AF 1033 SECRETARY II	1	1	1	32,082	32,082	37,781
AF 6114 DEVEL/PLAN MANAGER	1	1	1	67,517	67,517	71,636
AF 6115 PLANNER I	2	2	2	89,834	89,834	99,610
AF 6120 PLANNER II	5	5	5	268,669	268,669	298,540
TOTAL PERSONNEL 5901 CP-PLANNING	9	9	9	458,102	458,102	507,567
CP-DEVELOPMENT	9	9	10	488,439	488,439	579,329
AF 1033 SECRETARY II	1	1	1	37,701	37,701	42,973
AF 6114 DEVEL/PLAN MANAGER	1	1	1	64,759	64,759	68,878
AF 6115 PLANNER I	0	0	1	0	0	54,725
AF 6120 PLANNER II	7	7	7	385,979	385,979	412,753
TOTAL PERSONNEL 9010 CP-DEVELOPMENT	9	9	10	488,439	488,439	579,329
CP-CODES	17	17	17	955,857	955,857	1,020,338
AF 6140 PLANS REVIEWER	2	2	2	100,336	100,336	110,174
AF 6145 CHIEF CONSTRUCTION INSPECTOR	4	4	4	270,635	270,635	281,998
AF 6150 BUILDING OFFICIAL	1	1	1	93,866	93,866	89,295
AF 6151 CONSTRUCTION INSPECTOR I	7	7	7	323,426	323,426	357,737
AF 6152 CONSTRUCTION INSPECTOR II	2	2	2	106,038	106,038	115,231
AF 6153 CONSTRUCTION INSPECTOR III	1	1	1	61,556	61,556	65,903
TOTAL PERSONNEL 9020 CP-CODES	17	17	17	955,857	955,857	1,020,338
CP-COMPLIANCE	6	6	6	224,034	224,034	256,315
AF 1012 CLERK III	2	2	2	63,937	63,937	75,335
AF 6132 COMPLIANCE INSPECTOR	3	3	3	100,692	100,692	117,228
AF 6134 COMPLIANCE MANAGER	1	1	1	59,405	59,405	63,752
TOTAL PERSONNEL 9030 CP-COMPLIANCE	6	6	6	224,034	224,034	256,315
CP-PERMITTING	7	7	7	297,362	297,362	338,011
AF 1303 ACCOUNTING SPECIALIST	1	1	1	38,560	38,560	44,783
AF 6138 PERMIT CLERK	5	5	5	189,759	189,759	220,067
AF 6139 PERMIT MANAGER	1	1	1	69,043	69,043	73,161
TOTAL PERSONNEL 9040 CP-PERMITTING	7	7	7	297,362	297,362	338,011
CP-DIRECTOR'S OFFICE	4	4	4	280,971	280,971	292,885
AF 1002 DIRECTORS EXEC SECRETARY	1	1	1	40,445	40,445	45,479
AF 1060 FLOOD PLAIN ADMINISTRATOR	1	1	1	51,784	51,784	56,639
AF 1319 BUDGET ANALYST	1	1	1	57,297	57,297	59,322
AU 9013 DEPARTMENT DIRECTOR	1	1	1	131,445	131,445	131,445
TOTAL PERSONNEL 9041 CP-DO-DIRECTOR'S OFFICE	4	4	4	280,971	280,971	292,885
FUND 401 - SALES TAX CAP IMPROV-CITY	42	42	0	2,823,447	2,823,447	0

* PART TIME POSITION

**LAFAYETTE CONSOLIDATED GOVERNMENT
2024 - 2025 ADOPTED BUDGET
MANNING TABLE BY FUND**

	PERSONNEL			CUR BUDGET FY 23-24	PROJECTED FY 23-24	ADOPTED FY 24-25
	CUR	PROJ	ADP			
PUBLIC WORKS DEPARTMENT	41	41	0	2,773,075	2,773,075	0
PW-DIRECTOR'S OFFICE	2	2	0	188,692	188,692	0
AF 1002 DIRECTORS EXEC SECRETARY	1	1	0	50,839	50,839	0
AU 9013 DEPARTMENT DIRECTOR	1	1	0	137,853	137,853	0
TOTAL PERSONNEL 5100 PW-DIRECTOR'S OFFICE	2	2	0	188,692	188,692	0
PW-CAPITAL IMPROVEMENTS-OTHER	39	39	0	2,584,383	2,584,383	0
AF 1133 GIS TECHNICIAN	1	1	0	52,424	52,424	0
AF 2015 PW CIVIL ENGINEER SUPV	1	1	0	115,284	115,284	0
AF 2035 CIVIL ENGINEER III	2	2	0	189,600	189,600	0
AF 2036 CIVIL ENGINEER AIDE SPEC I	3	3	0	153,653	153,653	0
AF 2037 CIVIL ENGINEER AIDE SPEC II	7	7	0	446,921	446,921	0
AF 2040 CIVIL ENGINEERING AIDE III	1	1	0	40,052	40,052	0
TOTAL PERSONNEL 5131 PW-CIP-ENGINEER/DESIGN/DEVELOP	15	15	0	997,934	997,934	0
AF 2050 RIGHT-OF-WAY AGENT	5	5	0	236,312	236,312	0
AF 2052 CHIEF RIGHT-OF-WAY AGENT	1	1	0	63,236	63,236	0
TOTAL PERSONNEL 5132 PW-CIP-RIGHT OF WAY	6	6	0	299,548	299,548	0
AF 1021 CLERK TYPIST	2	2	0	57,275	57,275	0
AF 1040 ADMINISTRATIVE ASSISTANT	1	1	0	45,792	45,792	0
AF 2060 CAPITAL IMPROV COORDINATOR	1	1	0	62,841	62,841	0
TOTAL PERSONNEL 5133 PW-CIP-ESTIMATES/ADMIN	4	4	0	165,908	165,908	0
AF 2015 PW CIVIL ENGINEER SUPV	1	1	0	115,284	115,284	0
AF 2035 CIVIL ENGINEER III	5	5	0	470,884	470,884	0
AF 2036 CIVIL ENGINEER AIDE SPEC I	1	1	0	52,496	52,496	0
AF 2037 CIVIL ENGINEER AIDE SPEC II	5	5	0	319,013	319,013	0
AF 2040 CIVIL ENGINEERING AIDE III	1	1	0	40,051	40,051	0
AF 2054 CID MANAGER	1	1	0	123,265	123,265	0
TOTAL PERSONNEL 5134 PW-CIP-PROJECT CONTROL	14	14	0	1,120,993	1,120,993	0
TRAFFIC, ROADS AND BRIDGES DEPARTMENT	1	1	0	50,372	50,372	0
RB-TRAFFIC ENGINEERING	1	1	0	50,372	50,372	0
AF 2036 CIVIL ENGINEER AIDE SPEC I	1	1	0	50,372	50,372	0
TOTAL PERSONNEL 5910 RB-TRAFFIC ENGINEERING DEVELOP	1	1	0	50,372	50,372	0
FUND 461 - 1961 SALES TAX CAP IMPROV-CITY	0	0	40	0	0	2,826,820
PUBLIC WORKS DEPARTMENT	0	0	39	0	0	2,771,685
PW-DIRECTOR'S OFFICE	0	0	2	0	0	193,726
AF 1002 DIRECTORS EXEC SECRETARY	0	0	1	0	0	55,873
AU 9013 DEPARTMENT DIRECTOR	0	0	1	0	0	137,853
TOTAL PERSONNEL 5100 PW-DIRECTOR'S OFFICE	0	0	2	0	0	193,726
PW-CAPITAL IMPROVEMENTS-OTHER	0	0	37	0	0	2,577,959

* PART TIME POSITION

**LAFAYETTE CONSOLIDATED GOVERNMENT
2024 - 2025 ADOPTED BUDGET
MANNING TABLE BY FUND**

	PERSONNEL			CUR BUDGET FY 23-24	PROJECTED FY 23-24	ADOPTED FY 24-25
	CUR	PROJ	ADP			
AF 1133 GIS TECHNICIAN	0	0	1	0	0	57,000
AF 2015 PW CIVIL ENGINEER SUPV	0	0	1	0	0	118,716
AF 2035 CIVIL ENGINEER III	0	0	2	0	0	196,922
AF 2036 CIVIL ENGINEER AIDE SPEC I	0	0	3	0	0	167,943
AF 2037 CIVIL ENGINEER AIDE SPEC II	0	0	7	0	0	480,308
AF 2040 CIVIL ENGINEERING AIDE III	0	0	1	0	0	45,314
TOTAL PERSONNEL 5131 PW-CIP-ENGINEER/DESIGN/DEVELOP	0	0	15	0	0	1,066,203
AF 2050 RIGHT-OF-WAY AGENT	0	0	4	0	0	211,429
AF 2052 CHIEF RIGHT-OF-WAY AGENT	0	0	1	0	0	67,812
TOTAL PERSONNEL 5132 PW-CIP-RIGHT OF WAY	0	0	5	0	0	279,241
AF 1021 CLERK TYPIST	0	0	2	0	0	69,630
AF 1040 ADMINISTRATIVE ASSISTANT	0	0	1	0	0	50,826
AF 2060 CAPITAL IMPROV COORDINATOR	0	0	1	0	0	67,147
TOTAL PERSONNEL 5133 PW-CIP-ESTIMATES/ADMIN	0	0	4	0	0	187,603
AF 2015 PW CIVIL ENGINEER SUPV	0	0	1	0	0	118,716
AF 2035 CIVIL ENGINEER III	0	0	5	0	0	484,310
AF 2036 CIVIL ENGINEER AIDE SPEC I	0	0	1	0	0	57,259
AF 2037 CIVIL ENGINEER AIDE SPEC II	0	0	5	0	0	340,228
AF 2040 CIVIL ENGINEERING AIDE III	0	0	1	0	0	44,399
TOTAL PERSONNEL 5134 PW-CIP-PROJECT CONTROL	0	0	13	0	0	1,044,912
TRAFFIC, ROADS AND BRIDGES DEPARTMENT	0	0	1	0	0	55,135
RB-TRAFFIC ENGINEERING	0	0	1	0	0	55,135
AF 2036 CIVIL ENGINEER AIDE SPEC I	0	0	1	0	0	55,135
TOTAL PERSONNEL 5910 RB-TRAFFIC ENGINEERING DEVELOP	0	0	1	0	0	55,135
FUND 502 - UTILITIES SYSTEM FUND	462	462	467	25,414,033	25,414,033	28,025,315
UTILITIES DEPARTMENT	462	462	467	25,414,033	25,414,033	28,025,315
UT-DIRECTOR'S OFFICE	2	2	2	330,569	330,569	334,562
AF 1002 DIRECTORS EXEC SECRETARY	1	1	1	52,001	52,001	55,994
AU 9013 DEPARTMENT DIRECTOR	1	1	1	278,568	278,568	278,568
TOTAL PERSONNEL 7000 UT-DIRECTOR'S OFFICE	2	2	2	330,569	330,569	334,562
UT-SUPPORT SERVICES	28	28	30	1,287,923	1,287,923	1,554,248
AF 1033 SECRETARY II	1	1	1	32,742	32,742	38,441
AF 1322 RATE ANALYST	1	1	1	60,437	60,437	65,416
AF 1350 FINANCIAL ANALYST	1	1	1	53,344	53,344	57,733
AF 1352 REVENUE ASSURANCE ANALYST	1	1	1	57,347	57,347	61,736
AF 5029 PUBLIC INFORMATION SPECIALIST	1	1	1	43,493	43,493	48,381
AF 5042 CHIEF UTILITIES SYSTEM ANALYST	1	1	1	81,785	81,785	85,508
AF 5043 BUSINESS & MKT ANALYST	1	1	1	54,538	54,538	58,926
AF 5046 CUSTOMER & SUPP SERV MGR	1	1	1	115,884	115,884	119,046
TOTAL PERSONNEL 7001 UT-SS-ADMINISTRATION/SUPPORT	8	8	8	499,570	499,570	535,187
AF 1016 PERS/RECORDS MGMT CLERK	1	1	1	35,000	35,000	40,699
AF 1415 EMPLOYEE DEVEL COORD	1	1	2	51,003	51,003	115,900

* PART TIME POSITION

**LAFAYETTE CONSOLIDATED GOVERNMENT
2024 - 2025 ADOPTED BUDGET
MANNING TABLE BY FUND**

	PERSONNEL			CUR BUDGET FY 23-24	PROJECTED FY 23-24	ADOPTED FY 24-25
	CUR	PROJ	ADP			
AF 1425 SAFETY AND EMPLOYEE DEVELOPMENT SUPERVISOR	0	0	1	0	0	73,341
TOTAL PERSONNEL 7005 UT-SS-SAFETY & EMP DEVELOPMENT	2	2	4	86,003	86,003	229,940
AF 1012 CLERK III	2	2	2	65,505	65,505	76,903
AF 1320 COLLECTION AGENT	1	1	0	39,338	39,338	0
AF 1321 COLLECTION SPECIALIST	0	0	1	0	0	44,891
AF 2040 CIVIL ENGINEERING AIDE III	1	1	1	39,933	39,933	45,195
AF 4018 LABOR FOREMAN III	1	1	1	44,830	44,830	49,988
AF 5002 METER READER II	3	3	3	105,027	105,027	119,964
AF 5003 SENIOR METER READER	3	3	3	117,416	117,416	133,889
AF 5005 METER READER SUPERVISOR	1	1	1	80,106	80,106	69,546
AF 5110 WATER METER TECHNICIAN	4	4	4	120,420	120,420	149,090
AF 9713 ELEC ENGINEERING AIDE III	1	1	1	45,338	45,338	50,330
TOTAL PERSONNEL 7006 UT-SS-METER SERVICES	17	17	17	657,913	657,913	739,796
AF 5048 UTILITY CONSERVATION SPEC	1	1	1	44,437	44,437	49,325
TOTAL PERSONNEL 7007 UT-SS-UTILITY CONSERVATION	1	1	1	44,437	44,437	49,325
UT-CUSTOMER SERVICE	33	33	33	1,253,965	1,253,965	1,450,951
AF 1012 CLERK III	1	1	1	32,742	32,742	38,441
AF 1320 COLLECTION AGENT	3	3	0	124,116	124,116	0
AF 1321 COLLECTION SPECIALIST	0	0	4	0	0	182,142
AF 1333 CUSTOMER SERV FLOOR LEADER	2	2	2	88,874	88,874	98,650
AF 1334 CUSTOMER SERVICE SUPV	3	3	3	187,715	187,715	200,633
AF 1336 CASHIER	7	7	7	174,497	174,497	220,437
AF 1338 CUSTOMER SERVICE REP II	1	1	0	32,847	32,847	0
AF 1339 UTILITIES CUSTOMER SERVICE REP	15	15	15	509,123	509,123	603,310
AF 5008 CUST & METER SVCS ADMIN	1	1	1	104,051	104,051	107,338
TOTAL PERSONNEL 7011 UT-CUSTOMER SERVICE	33	33	33	1,253,965	1,253,965	1,450,951
UT-ENVIRONMENTAL COMPLIANCE	18	18	18	988,674	988,674	1,071,505
AF 1012 CLERK III	1	1	1	34,901	34,901	40,600
AF 4033 ENVIRON COMPLIANCE MGR	1	1	1	95,293	95,293	99,100
AF 4034 ENVIRON COMPLIANCE SUPV	2	2	2	132,139	132,139	140,209
AF 5025 LABORATORY TECHNICIAN	4	4	4	188,953	188,953	210,639
AF 5027 CHEMIST	2	2	2	122,336	122,336	130,906
AF 5033 REGULATORY COMP SPECIALIST	6	6	6	300,186	300,186	326,616
AF 5034 REGULATORY COMP OFFICER	2	2	2	114,866	114,866	123,435
TOTAL PERSONNEL 7015 UT-ENVIRONMENTAL COMPLIANCE	18	18	18	988,674	988,674	1,071,505
UT-POWER PRODUCTION	35	35	35	2,229,474	2,229,474	2,373,348
AF 1012 CLERK III	1	1	1	34,721	34,721	40,421
AF 1224 WAREHOUSE WORKER	1	1	1	29,220	29,220	37,877
AF 2004 ELEC ENGINEERING AIDE SPEC I	1	1	1	54,003	54,003	58,475
AF 2005 ELEC ENGINEERING AIDE SPEC II	2	2	2	140,225	140,225	148,421
AF 2011 ELECTRICAL ENGINEER II	1	1	1	81,588	81,588	85,478
AF 2041 MECHANICAL ENGINEER I	1	1	1	55,321	55,321	59,627
AF 2042 MECHANICAL ENGINEER II	1	1	1	71,955	71,955	75,844
AF 5016 ICE TECHNICIAN	2	2	2	127,374	127,374	144,058
AF 5022 POWER PLANT MAINT FOREMAN	2	2	2	171,385	171,385	179,081
AF 5024 POWER PLANT MAINT SUPV	1	1	1	89,647	89,647	93,246
AF 5305 POWER PLANT TECHNICIAN	12	12	12	608,489	608,489	646,160

* PART TIME POSITION

**LAFAYETTE CONSOLIDATED GOVERNMENT
2024 - 2025 ADOPTED BUDGET
MANNING TABLE BY FUND**

		PERSONNEL			CUR BUDGET	PROJECTED	ADOPTED
		CUR	PROJ	ADP	FY 23-24	FY 23-24	FY 24-25
AF 5307	POWER PLANT MILLWRIGHT	2	2	2	116,010	116,010	125,078
AF 5330	POWER PLANT OPER SUPV	1	1	1	115,431	115,431	118,592
AF 5332	POWER PLANT SUPT	1	1	1	128,385	128,385	131,359
AF 5333	POWER PLT OPERATIONS SHIFT SUP	3	3	3	229,311	229,311	239,910
AF 5336	POWER PLANT CONTROL SYS TECH	2	2	2	136,626	136,626	144,946
AF 9713	ELEC ENGINEERING AIDE III	1	1	1	39,783	39,783	44,775
TOTAL PERSONNEL 7020 UT-POWER PRODUCTION		35	35	35	2,229,474	2,229,474	2,373,348
UT-ELECTRIC OPERATIONS		97	97	97	6,547,848	6,547,848	6,982,668
AF 1033	SECRETARY II	1	1	1	33,946	33,946	39,645
AF 5045	ELECTRIC OPERATIONS MGR	1	1	1	138,840	138,840	141,648
TOTAL PERSONNEL 7030 UT-EO-ADMINISTRATION/MGMT		2	2	2	172,786	172,786	181,293
AF 1012	CLERK III	1	1	1	36,248	36,248	41,947
AF 2004	ELEC ENGINEERING AIDE SPEC I	1	1	1	56,434	56,434	60,906
AF 2005	ELEC ENGINEERING AIDE SPEC II	1	1	1	67,718	67,718	71,816
AF 4415	TREE TRIMMING SUPERVISOR	1	1	1	62,032	62,032	66,567
AF 5361	LINEMAN I	6	6	6	231,986	231,986	267,948
AF 5362	LINEMAN II	10	10	10	570,791	570,791	617,847
AF 5363	LINEMAN III	11	11	11	877,985	877,985	919,280
AF 5369	LINE TROUBLE SHOOTER	6	6	6	558,917	558,917	580,868
AF 5370	LINEMAN FOREMAN	5	5	5	489,347	489,347	507,340
AF 5381	TRANS & DIST OPER SUPV	1	1	1	117,020	117,020	120,181
AF 5386	TRANS & DIST FOREMAN	3	3	3	321,757	321,757	331,802
TOTAL PERSONNEL 7032 UT-EO-TRANSMISSION/DISTRBTN		46	46	46	3,390,235	3,390,235	3,586,502
AF 1127	SYSTEMS SECURITY SPECIALIST	1	1	1	70,921	70,921	74,873
AF 2010	ELECTRICAL ENGINEER I	1	1	2	72,211	72,211	144,075
AF 2011	ELECTRICAL ENGINEER II	2	2	1	165,475	165,475	96,327
AF 2012	ELECTRICAL ENGINEER III	3	3	3	299,955	299,955	310,127
AF 4410	SR ELEC DISTRIBUTION DISPATCH	1	1	1	62,006	62,006	67,105
AF 4414	ELECTRIC DISTRIBUTION DISPATCH	5	5	5	222,738	222,738	260,136
AF 5376	SUBSTATION & COMM TECH	2	2	2	131,828	131,828	140,506
AF 5380	OPERATIONS CENTER SUPERVISOR	1	1	1	98,800	98,800	102,149
AF 5384	ECS OPERATOR	5	5	5	294,709	294,709	319,994
AF 5387	ENERGY CON/SUB/METER SUPV	1	1	1	116,216	116,216	119,378
TOTAL PERSONNEL 7033 UT-EO-ENERGY CONTROL		22	22	22	1,534,859	1,534,859	1,634,670
AF 5371	SUBSTATION & COMM SUPV	1	1	1	101,654	101,654	105,003
AF 5372	SUBSTATION & COMM FOREMAN	2	2	2	157,358	157,358	165,054
AF 5376	SUBSTATION & COMM TECH	4	4	4	250,238	250,238	260,235
TOTAL PERSONNEL 7034 UT-EO-SUBSTATION/COMMUNICATION		7	7	7	509,250	509,250	530,292
AF 1219	FACILITIES SUPERVISOR	1	1	1	67,549	67,549	67,704
AF 1222	WAREHOUSE FOREMAN	1	1	1	45,445	45,445	50,170
AF 1224	WAREHOUSE WORKER	4	4	4	110,526	110,526	134,229
AF 1302	ACCOUNTING CLERK	1	1	1	31,803	31,803	40,997
AF 4015	LABOR FOREMAN II	1	1	1	39,312	39,312	45,157
AF 4230	BUILDING SUPERINTENDENT	1	1	1	36,598	36,598	42,443
AF 4440	SECURITY GUARD	1	1	1	26,766	26,766	34,612
AF 4500	JANITOR	2	2	2	45,447	45,447	59,674
TOTAL PERSONNEL 7035 UT-EO-FACILITIES MANAGEMENT		12	12	12	403,446	403,446	474,986
AF 5372	SUBSTATION & COMM FOREMAN	1	1	1	78,317	78,317	82,618
AF 5376	SUBSTATION & COMM TECH	1	1	1	53,699	53,699	59,738

* PART TIME POSITION

**LAFAYETTE CONSOLIDATED GOVERNMENT
2024 - 2025 ADOPTED BUDGET
MANNING TABLE BY FUND**

	PERSONNEL			CUR BUDGET FY 23-24	PROJECTED FY 23-24	ADOPTED FY 24-25
	CUR	PROJ	ADP			
TOTAL PERSONNEL 7036 UT-EO-DISTRIBUTION TRANSFORMERS	2	2	2	132,016	132,016	142,356
AF 5378 ELECTRIC METER TECHNICIAN	5	5	5	320,392	320,392	344,106
AF 5379 ELECTRIC METER SUPERVISOR	1	1	1	84,864	84,864	88,463
TOTAL PERSONNEL 7037 UT-EO-ELECTRIC METERS	6	6	6	405,256	405,256	432,569
UT-WATER OPERATIONS	71	71	73	2,950,865	2,950,865	3,482,189
AF 1033 SECRETARY II	1	1	1	35,283	35,283	40,982
AF 4104 EQUIPMENT OPERATOR IV	1	1	1	36,140	36,140	41,610
AF 4216 WELDER II	1	1	1	49,241	49,241	54,087
AF 5015 PLANT INSTRUMENT MECH II	4	4	4	198,577	198,577	216,230
AF 5019 PLANT MAINTENANCE MECH II	3	3	3	118,761	118,761	134,236
AF 5102 WATER PLANT OPERATOR	14	14	14	603,148	603,148	694,823
AF 5212 WATER/WW PLT OPER SUPV	1	1	1	70,563	70,563	74,599
AF 5222 WATER OPERATIONS MANAGER	1	1	1	120,602	120,602	123,868
AF 5334 WATER PLT MAINTENANCE FOREMAN	1	1	1	64,951	64,951	69,236
TOTAL PERSONNEL 7040 UT-WTR-PRODUCTION/ADMIN	27	27	27	1,297,266	1,297,266	1,449,671
AF 1012 CLERK III	1	1	1	33,945	33,945	39,644
AF 2036 CIVIL ENGINEER AIDE SPEC I	1	1	1	47,533	47,533	52,296
AF 2040 CIVIL ENGINEERING AIDE III	2	2	2	80,336	80,336	93,903
AF 4013 LABOR FOREMAN I	2	2	2	55,361	55,361	67,800
AF 4018 LABOR FOREMAN III	9	9	9	398,122	398,122	439,252
AF 4102 EQUIPMENT OPERATOR II	2	2	2	51,634	51,634	76,004
AF 4104 EQUIPMENT OPERATOR IV	9	9	9	346,887	346,887	398,183
AF 5013 UTILITY REPAIRMAN	13	13	13	340,808	340,808	428,320
AF 5044 WATER/WASTEWATER SUPV	2	2	3	109,824	109,824	186,616
AF 5135 WATER DIST SUPN	1	1	1	80,621	80,621	84,428
AF 5214 WATER/WW TROUBLE SHOOTER	2	2	3	108,528	108,528	166,072
TOTAL PERSONNEL 7045 UT-WTR-DISTRIBUTION	44	44	46	1,653,599	1,653,599	2,032,518
UT-WASTEWATER OPERATIONS	97	97	98	4,313,499	4,313,499	4,888,581
AF 1012 CLERK III	1	1	1	36,248	36,248	41,947
AF 4104 EQUIPMENT OPERATOR IV	3	3	3	116,564	116,564	132,977
AF 4216 WELDER II	1	1	1	58,241	58,241	63,087
AF 5012 WASTEWATER MAINT SUPV	1	1	1	67,006	67,006	71,042
AF 5015 PLANT INSTRUMENT MECH II	6	6	6	296,266	296,266	322,149
AF 5019 PLANT MAINTENANCE MECH II	15	15	15	648,709	648,709	746,206
AF 5103 CHIEF OPERATOR (WATER/WW)	3	3	3	160,284	160,284	174,096
AF 5211 WASTEWATER PLANT OPERATOR	28	28	29	1,193,842	1,193,842	1,389,477
AF 5212 WATER/WW PLT OPER SUPV	1	1	1	70,563	70,563	74,599
AF 5221 WATER/WASTEWATER OPS MANAGER	1	1	1	131,787	131,787	135,053
TOTAL PERSONNEL 7060 UT-WW-TREATMENT/ADMINISTRATION	60	60	61	2,779,510	2,779,510	3,150,633
AF 1012 CLERK III	1	1	1	32,918	32,918	38,617
AF 2040 CIVIL ENGINEERING AIDE III	1	1	1	40,052	40,052	45,314
AF 4018 LABOR FOREMAN III	6	6	6	273,938	273,938	304,770
AF 4102 EQUIPMENT OPERATOR II	5	5	5	147,996	147,996	177,634
AF 4104 EQUIPMENT OPERATOR IV	9	9	9	359,384	359,384	408,782
AF 5013 UTILITY REPAIRMAN	7	7	7	187,109	187,109	234,193
AF 5044 WATER/WASTEWATER SUPV	3	3	3	194,642	194,642	207,496
AF 5214 WATER/WW TROUBLE SHOOTER	4	4	4	202,091	202,091	221,477
AF 5220 WASTEWATER COLL SUPN	1	1	1	95,859	95,859	99,665

* PART TIME POSITION

**LAFAYETTE CONSOLIDATED GOVERNMENT
2024 - 2025 ADOPTED BUDGET
MANNING TABLE BY FUND**

	PERSONNEL			CUR BUDGET FY 23-24	PROJECTED FY 23-24	ADOPTED FY 24-25
	CUR	PROJ	ADP			
TOTAL PERSONNEL 7065 UT-WW-COLLECTION	37	37	37	1,533,989	1,533,989	1,737,948
UT-ENGINEERING	81	81	81	5,511,216	5,511,216	5,887,263
AF 2018 CHIEF CIVIL ENGINEER	1	1	1	116,222	116,222	119,654
AF 2035 CIVIL ENGINEER III	5	5	5	461,334	461,334	480,023
AF 2036 CIVIL ENGINEER AIDE SPEC I	7	7	7	332,359	332,359	365,761
AF 2037 CIVIL ENGINEER AIDE SPEC II	2	2	2	128,186	128,186	136,672
AF 2040 CIVIL ENGINEERING AIDE III	2	2	2	79,537	79,537	90,840
TOTAL PERSONNEL 7080 UT-ENG-CIVIL	17	17	17	1,117,638	1,117,638	1,192,950
AF 1014 RECORDS MGMT SUPV	1	1	1	45,180	45,180	50,651
AF 1016 PERS/RECORDS MGMT CLERK	2	2	2	61,330	61,330	72,728
AF 1021 CLERK TYPIST	1	1	1	31,445	31,445	37,051
AF 1033 SECRETARY II	1	1	1	35,496	35,496	38,441
AF 2000 ELEC DIST ENG COORDINATOR	1	1	0	76,036	76,036	0
AF 2004 ELEC ENGINEERING AIDE SPEC I	1	1	0	51,021	51,021	0
AF 2005 ELEC ENGINEERING AIDE SPEC II	3	3	1	204,653	204,653	74,546
AF 2013 ENG & POWER SUPPLY MANAGER	1	1	1	140,122	140,122	142,930
AF 2014 UTILITIES RESOURCES ANALYST	0	0	1	0	0	70,310
TOTAL PERSONNEL 7081 UT-ENG-ADMINISTRATION	11	11	8	645,283	645,283	486,657
AF 2000 ELEC DIST ENG COORDINATOR	1	1	2	76,036	76,036	159,852
AF 2004 ELEC ENGINEERING AIDE SPEC I	0	0	1	0	0	63,440
AF 2005 ELEC ENGINEERING AIDE SPEC II	3	3	5	191,410	191,410	339,643
AF 2012 ELECTRICAL ENGINEER III	2	2	2	200,597	200,597	207,379
AF 2014 UTILITIES RESOURCES ANALYST	1	1	0	66,150	66,150	0
AF 2019 UTILITY MARKETING SUPV	1	1	1	110,331	110,331	113,860
AF 9713 ELEC ENGINEERING AIDE III	1	1	1	43,856	43,856	52,832
TOTAL PERSONNEL 7082 UT-ENG-UTILITIES DISTRIBUTION	9	9	12	688,380	688,380	937,006
AF 2005 ELEC ENGINEERING AIDE SPEC II	1	1	1	65,106	65,106	69,204
AF 2010 ELECTRICAL ENGINEER I	1	1	1	55,372	55,372	59,678
AF 2011 ELECTRICAL ENGINEER II	3	3	1	232,396	232,396	84,790
AF 2012 ELECTRICAL ENGINEER III	2	2	4	194,933	194,933	399,264
AF 2017 CHIEF ELECTRICAL ENGINEER	1	1	1	115,304	115,304	118,548
AF 2050 RIGHT-OF-WAY AGENT	1	1	1	41,896	41,896	46,742
TOTAL PERSONNEL 7084 UT-ENG-ELEC SYS CONSTRUCTION	9	9	9	705,007	705,007	778,226
AF 5033 REGULATORY COMP SPECIALIST	2	2	2	106,092	106,092	112,554
AF 5388 ELEC REL & ENVIRON COMP ADMIN	1	1	1	87,979	87,979	91,577
AF 5389 ELEC REL COMPLIANCE ANALYST	1	1	1	71,842	71,842	76,002
TOTAL PERSONNEL 7085 UT-ENG-ENVIROMENTAL COMPLIANCE	4	4	4	265,913	265,913	280,133
AF 1122 PROGRAMMER ANALYST	3	3	3	173,373	173,373	186,103
AF 1124 SR SYSTEMS SUPPORT SPEC	1	1	1	74,589	74,589	78,541
AF 1125 APPLICATION SUPPORT SPEC	3	3	3	159,487	159,487	159,795
AF 1129 DATABASE ADMINISTRATOR	1	1	1	72,385	72,385	76,337
AF 1131 CUSTOMER INFO SYS ADMIN	3	3	3	227,969	227,969	239,825
AF 2004 ELEC ENGINEERING AIDE SPEC I	2	2	2	112,670	112,670	121,614
AF 2005 ELEC ENGINEERING AIDE SPEC II	5	5	5	340,190	340,190	360,679
AF 2011 ELECTRICAL ENGINEER II	3	3	3	224,811	224,811	236,478
AF 2012 ELECTRICAL ENGINEER III	2	2	2	208,996	208,996	215,778
AF 2022 SYSTEMS ENG SVCS COORD	1	1	1	72,496	72,496	76,344
AF 2025 UTILITIES SOFTWARE COORDINATOR	1	1	1	106,135	106,135	109,484
AF 5413 NETWORK ENGINEER & OPS SUPV	1	1	1	115,871	115,871	119,053
AF 9712 ELEC ENGINEERING AIDE II	1	1	1	34,476	34,476	44,284

* PART TIME POSITION

**LAFAYETTE CONSOLIDATED GOVERNMENT
2024 - 2025 ADOPTED BUDGET
MANNING TABLE BY FUND**

	PERSONNEL			CUR BUDGET FY 23-24	PROJECTED FY 23-24	ADOPTED FY 24-25
	CUR	PROJ	ADP			
AF 9713 ELEC ENGINEERING AIDE III	4	4	4	165,547	165,547	187,976
TOTAL PERSONNEL 7086 UT-ENG-NETWORK ENGINEERING	31	31	31	2,088,995	2,088,995	2,212,291
FUND 532 - COMMUNICATIONS SYSTEM FUND	85	85	90	4,729,241	4,729,241	5,397,660
COMMUNICATIONS SYSTEM	85	85	90	4,729,241	4,729,241	5,397,660
CMN-ADMINISTRATION & SUPPORT	2	2	2	197,178	197,178	204,405
AF 1002 DIRECTORS EXEC SECRETARY	1	1	1	41,117	41,117	48,344
AU 9013 DEPARTMENT DIRECTOR	1	1	1	156,061	156,061	156,061
TOTAL PERSONNEL 3700 CMN-ADMINISTRATION & SUPPORT	2	2	2	197,178	197,178	204,405
CMN-OPERATIONS	22	22	24	1,230,744	1,230,744	1,463,936
AF 2004 ELEC ENGINEERING AIDE SPEC I	3	3	3	163,319	163,319	176,735
AF 2005 ELEC ENGINEERING AIDE SPEC II	1	1	1	67,417	67,417	71,514
AF 5373 FIBER OPTICS FOREMAN	2	2	2	134,954	134,954	137,117
AF 5374 FIBER OPTICS TECHNICIAN	7	7	7	380,813	380,813	406,920
AF 5406 COMM FIELD OPERATION SUPV	1	1	1	91,950	91,950	130,229
AF 5407 COMM INSTALLATION TECH	6	6	7	302,058	302,058	386,821
AF 9713 ELEC ENGINEERING AIDE III	2	2	3	90,233	90,233	154,600
TOTAL PERSONNEL 3750 CMN-OPERATIONS	22	22	24	1,230,744	1,230,744	1,463,936
CMN-WAREHOUSE	4	4	4	162,934	162,934	181,191
AF 1219 FACILITIES SUPERVISOR	1	1	1	65,240	65,240	69,545
AF 1222 WAREHOUSE FOREMAN	1	1	1	40,431	40,431	45,589
AF 1224 WAREHOUSE WORKER	2	2	2	57,263	57,263	66,057
TOTAL PERSONNEL 3760 CMN-WAREHOUSE	4	4	4	162,934	162,934	181,191
CMN-BUSINESS SUPPORT SERVICES	24	24	30	1,134,187	1,134,187	1,604,204
AF 1011 CLERK II	1	1	1	25,689	25,689	32,095
AF 1350 FINANCIAL ANALYST	1	1	1	63,270	63,270	65,416
AF 1352 REVENUE ASSURANCE ANALYST	0	0	1	0	0	65,416
AF 5029 PUBLIC INFORMATION SPECIALIST	1	1	1	49,146	49,146	54,725
AF 5408 COMM SUPPORT SERVICES ADMIN	1	1	1	91,950	91,950	117,645
AF 5409 COMM SALES/MKTG ANALYST	2	2	2	133,181	133,181	141,418
AF 5410 COMM REG/CON/RATE ANALYST	2	2	2	144,596	144,596	161,979
AF 5411 COMM CUSTOMER SERVICE REP	1	1	0	36,900	36,900	0
AF 5417 COMMUNICATION BUSINESS AIDE II	1	1	1	36,900	36,900	43,452
AF 5418 COMMUNICATION BUS AIDE III	1	1	1	45,834	45,834	50,888
TOTAL PERSONNEL 3790 CMN-BUSINESS SUPPORT SERVICES	11	11	11	627,466	627,466	733,034
AF 1320 COLLECTION AGENT	0	0	1	0	0	41,579
AF 1334 CUSTOMER SERVICE SUPV	1	1	2	63,123	63,123	135,950
AF 5411 COMM CUSTOMER SERVICE REP	11	11	14	352,598	352,598	548,237
AF 5412 COMM BILLING ANALYST	0	0	1	0	0	50,888
AF 5419 CMCN CUSTOMER SERVICE MANAGER	1	1	1	91,000	91,000	94,516
TOTAL PERSONNEL 3791 CMN-CUSTOMER SERVICE	13	13	19	506,721	506,721	871,170

* PART TIME POSITION

**LAFAYETTE CONSOLIDATED GOVERNMENT
2024 - 2025 ADOPTED BUDGET
MANNING TABLE BY FUND**

	PERSONNEL			CUR BUDGET FY 23-24	PROJECTED FY 23-24	ADOPTED FY 24-25
	CUR	PROJ	ADP			
CMN-ENGINEERING	33	33	30	2,004,198	2,004,198	1,943,924
AF 1011 CLERK II	1	1	1	28,999	28,999	35,405
AF 1122 PROGRAMMER ANALYST	1	1	1	64,458	64,458	61,410
AF 1125 APPLICATION SUPPORT SPEC	1	1	1	49,502	49,502	54,140
AF 1134 GIS ANALYST	0	0	1	0	0	69,264
AF 1136 SYSTEMS ANALYST	2	2	2	142,822	142,822	140,469
AF 1320 COLLECTION AGENT	1	1	0	36,025	36,025	0
AF 1352 REVENUE ASSURANCE ANALYST	1	1	0	60,189	60,189	0
AF 2004 ELEC ENGINEERING AIDE SPEC I	1	1	1	58,380	58,380	63,440
AF 2005 ELEC ENGINEERING AIDE SPEC II	3	3	3	200,685	200,685	212,976
AF 2010 ELECTRICAL ENGINEER I	0	0	1	0	0	59,426
AF 2011 ELECTRICAL ENGINEER II	2	2	2	161,802	161,802	169,580
AF 2012 ELECTRICAL ENGINEER III	2	2	0	202,564	202,564	0
AF 2023 COMM NETWORK SPECIALIST II	0	0	1	0	0	86,175
AF 2027 COMM NETWORK SPECIALIST III	0	0	1	0	0	102,981
AF 5401 CHIEF COMM ENGINEER	1	1	1	112,898	112,898	116,081
AF 5402 SR COMM NETWORK TECH	1	1	1	62,179	62,179	66,506
AF 5403 COMM NETWORK TECHNICIAN	11	11	11	513,646	513,646	564,423
AF 5405 COMM SYSTEM OPERATOR	2	2	2	133,411	133,411	141,648
AF 5412 COMM BILLING ANALYST	1	1	0	42,054	42,054	0
AF 5415 VOIP SPECIALIST	1	1	0	88,278	88,278	0
AF 9713 ELEC ENGINEERING AIDE III	1	1	0	46,306	46,306	0
TOTAL PERSONNEL 3795 CMN-ENGINEERING	33	33	30	2,004,198	2,004,198	1,943,924
FUND 550 - ENVIRONMENTAL SERVICES FUND	26	26	26	1,051,646	1,051,646	1,205,601
PUBLIC WORKS DEPARTMENT	26	26	26	1,051,646	1,051,646	1,205,601
PW-ENVIRONMENTAL QUALITY	26	26	26	1,051,646	1,051,646	1,205,601
AF 1032 SECRETARY I	1	1	1	27,581	27,581	33,759
AF 4031 ENVIRON QUALITY MANAGER	1	1	1	80,852	80,852	84,741
TOTAL PERSONNEL 5170 PW-EQ-ADMINISTRATION	2	2	2	108,433	108,433	118,500
AF 1012 CLERK III	1	1	1	36,380	36,380	42,973
AF 4027 ENVIRON SERVICES INSPECTOR	7	7	7	227,753	227,753	266,284
AF 4029 ENVIRON CODES SUPERVISOR	1	1	1	61,758	61,758	66,043
AF 5011 DISPATCHER	2	2	2	52,304	52,304	70,373
TOTAL PERSONNEL 5171 PW-EQ-CODE ENFORCEMENT	11	11	11	378,195	378,195	445,673
AF 2040 CIVIL ENGINEERING AIDE III	2	2	2	78,275	78,275	93,324
AF 4013 LABOR FOREMAN I	1	1	1	27,851	27,851	34,070
AF 4102 EQUIPMENT OPERATOR II	1	1	1	26,935	26,935	38,002
AF 5033 REGULATORY COMP SPECIALIST	1	1	1	50,094	50,094	54,649
AF 5034 REGULATORY COMP OFFICER	1	1	1	59,598	59,598	63,883
AF 5047 REGULATORY COMP SUPERVISOR	1	1	1	66,785	66,785	70,820
TOTAL PERSONNEL 5172 PW-EQ-REGULATORY COMPLIANCE	7	7	7	309,538	309,538	354,748
AF 4025 RECYCLING SPECIALIST	1	1	1	47,081	47,081	51,969
AF 4036 RECYCLING SUPERVISOR	1	1	1	52,408	52,408	57,005
TOTAL PERSONNEL 5173 PW-EQ-SOLID WASTE-RECYCLING	2	2	2	99,489	99,489	108,974
AF 4032 COMPOST FACILITY OPERATOR	3	3	3	114,874	114,874	131,410
AF 4035 COMPOST FACILITY FOREMAN	1	1	1	41,117	41,117	46,296

* PART TIME POSITION

**LAFAYETTE CONSOLIDATED GOVERNMENT
2024 - 2025 ADOPTED BUDGET
MANNING TABLE BY FUND**

	PERSONNEL			CUR BUDGET FY 23-24	PROJECTED FY 23-24	ADOPTED FY 24-25
	CUR	PROJ	ADP			
TOTAL PERSONNEL 5174 PW-EQ-SOLID WASTE-COMPOSTING	4	4	4	155,991	155,991	177,706
FUND 607 - GROUP HOSPITALIZATION FUND	2	2	2	64,955	64,955	76,353
OFFICE OF FINANCE & MANAGEMENT	2	2	2	64,955	64,955	76,353
FM-RISK MANAGEMENT & GROUP INSURANCE	2	2	2	64,955	64,955	76,353
AF 1012 CLERK III	2	2	2	64,955	64,955	76,353
TOTAL PERSONNEL 2181 FM-GROUP INSURANCE & WELLNESS	2	2	2	64,955	64,955	76,353
FUND 702 - CENTRAL VEHICLE MAINTENANCE FD	44	44	42	1,641,211	1,641,211	1,786,823
PUBLIC WORKS DEPARTMENT	44	44	42	1,641,211	1,641,211	1,786,823
PW-VEHICLE MAINTENANCE	44	44	42	1,641,211	1,641,211	1,786,823
AF 1021 CLERK TYPIST	2	2	2	60,235	60,235	72,590
AF 1040 ADMINISTRATIVE ASSISTANT	1	1	1	48,089	48,089	53,122
AF 4026 FLEET EQUIPMENT INSPECTOR	1	1	1	29,858	29,858	35,994
AF 4340 FLEET SUPERINTENDENT	1	1	1	83,016	83,016	86,885
TOTAL PERSONNEL 5161 PW-VM-ADMINISTRATION	5	5	5	221,198	221,198	248,591
AF 1228 FLEET SERVICE WRITER	1	1	1	26,393	26,393	34,300
AF 1230 FLEET MAINT DISPATCHER	1	1	1	33,661	33,661	39,797
AF 4216 WELDER II	1	1	1	48,672	48,672	53,518
AF 4312 FLEET MECHANIC HELPER	2	2	2	51,219	51,219	64,697
AF 4313 FLEET MECHANIC	14	14	12	636,774	636,774	596,106
AF 4315 FLEET MECHANIC SUPERVISOR	1	1	1	59,801	59,801	64,585
AF 4320 SMALL EQUIPMENT MECHANIC	1	1	1	33,090	33,090	39,226
AF 4500 JANITOR	2	2	2	47,869	47,869	62,097
TOTAL PERSONNEL 5162 PW-VM-MECHANICAL REPAIR SHOP	23	23	21	937,479	937,479	954,326
AF 1012 CLERK III	1	1	1	33,934	33,934	39,633
AF 4301 SERVICE STATION ATTENDANT	8	8	8	194,956	194,956	244,960
AF 4304 SERVICE STATION ASST SUPV	2	2	2	70,622	70,622	85,445
AF 4305 SERVICE STATION SUPERVISOR	1	1	1	58,033	58,033	63,649
TOTAL PERSONNEL 5163 PW-VM-SERVICE STATION	12	12	12	357,545	357,545	433,687
AF 1223 FLEET PARTS CLERK	2	2	2	53,348	53,348	66,826
AF 1225 FLEET PARTS SUPERVISOR	1	1	1	40,731	40,731	46,347
AF 1226 FLEET PARTS SPECIALIST	1	1	1	30,910	30,910	37,046
TOTAL PERSONNEL 5164 PW-VM-PARTS/SUPPLIES	4	4	4	124,989	124,989	150,219
GRAND TOTAL	2,261	2,261	2,258	120,197,284	120,197,284	128,716,527

* PART TIME POSITION



GLOSSARY



311 Lafayette – A non-emergency phone number that citizens can call to find out information about services, make complaints, or report problems. The 311 system additionally provides a digital portal for online use.

ACADIANA METROPOLITAN PLANNING ORGANIZATION – A regional organization established to oversee and administer planning grants. LCG transferred the operations of its MPO section to this separate entity.

ACADIANA OPEN CHANNEL – Public access television provider.

ACCOUNT – Another term for Code; the internal LCG number assigned to all accounting items for tracking in its financial record system.

ACCRUAL BASIS OF ACCOUNTING – The method of accounting under which transactions are recognized when they occur and are measurable, regardless of the timing of related cash flows.

AD VALOREM TAX – A tax levied against the assessed value of real property. Ad valorem tax is also referred to as property tax.

AMORTIZATION – The expense created by allocating the costs of certain tangible and intangible assets to the periods in which they are used; represents the expense of using the assets.

ANNUAL COMPREHENSIVE FINANCIAL REPORT – The official financial report of a government that complies with the accounting requirements of the Governmental Accounting Standards Board. The report is compiled by the government's staff and then audited by an external auditor.

APPROPRIATIONS – Authorization granted by the City and/or Parish Council(s) to make expenditures or to incur obligations for specific purposes.

AUDIT – An official financial examination of LCG's accounts or processes by an independent third party.

AUTOMATED CLEARING HOUSE – An electronic network for financial transactions in the United States. ACH payments are used for electronically transferring money to others without producing a written check or using a credit card.

BABS SUBSIDY – A federal payment to LCG for a percentage of the interest paid on Build America Bonds issued. The purpose of the payment is to reduce the cost of borrowing for the bond issuer.

BALANCED BUDGET – As defined by the LCG Home Rule Charter, this is the financial operational plan whereby proposed expenditures shall not exceed the total estimated funds available for the ensuing fiscal year.

BOND – A written promise to pay a designated amount (called the principal) at a specific date in the future together with periodic interest at a specified rate. In the budget, the payments due for the budget year are identified as Debt Service. Bonds are usually used to obtain long-term financing for capital improvements.

BUDGET – A plan of financial operation embodying an estimate of proposed expenditures for a given period and the proposed means of financing them.

BUSINESS TYPE FUND – See Enterprise Fund

CAPITAL ASSETS – Assets of a long-term character that are intended to continue to be held or used for a period of more than one year such as land, buildings, machinery, furniture, and other equipment.

CAPITAL IMPROVEMENTS PROGRAM – A five-year fiscal plan detailing the amount and timing of anticipated capital expenditures. The Councils adopt the first year of the CIP and approve the entire five-year plan in concept. It is updated annually with the adoption of the budget.

CAPITAL OUTLAY – Expenditures for the acquisition of, or addition of, capital assets or infrastructure. Capital Outlay may also be called Capital Expenditures.

CAPITAL PROJECT – A specific project that groups related capital expenditures together for the acquisition of, or addition to capital assets or infrastructure (e.g. a road overlay project or drainage project). Projects can include cost of land, engineering, architectural planning, and contract services needed to complete the project. A Capital Project may also be called a Work Order.

CARRYOVER – Capital projects or appropriations approved in previous years' budgets that have not been completed or expended due to various circumstances that will be brought into the next year for expenditure.

CERTIFICATES OF INDEBTEDNESS – A debt instrument similar in force and effect as a bond, though typically issued by a government or bank and not secured by any specific property or revenue.

CODE – Another term for Account; the internal LCG number assigned to all accounting items for tracking in its financial record system.

COMMUNICATIONS SYSTEM – LUSFiber; the department that is responsible for Internet, cable television, and telephone services.

COMMUNITY DEVELOPMENT – This department was dissolved in July of 2021. The functions of the department were absorbed by Parks & Recreation and Development & Planning. This created two departments: Community Development & Planning, and Parks, Arts, Recreation, & Culture (PARC).

COMPREHENSIVE PLAN – PlanLafayette; A parish-wide initiative to develop a vision and action plan for Lafayette for the next 20 years. This is a long-range strategy or "guidebook" for community growth, development, and redevelopment. This plan will be used to formulate public policy in terms of transportation, utilities, land use, recreation, and housing by using the community's goals and aspirations for a future Lafayette.

CONTRACTUAL SERVICES – Services rendered to LCG's departments and agencies by private firms, individuals or other government agencies.

COOPERATIVE ENDEAVOR AGREEMENT – Agreements that, under the Constitution of Louisiana, are formed to achieve a public purpose and are between the state and its political subdivisions or political corporations and with the United States or its agencies or with any public or private association, corporation, or individual.

CORONER'S EMERGENCY CERTIFICATE – A mental health commitment document.

COST OF GOODS SOLD – An income statement figure which reflects the cost of obtaining raw materials and producing finished goods that are sold to consumers.

COST OF ISSUANCE – All expenses associated with the sale of bonds. These can include legal fees, printing costs, and rating agency fees among others.

COULEE – Small drainage canal.

DEBT SERVICE – The periodic repayment of principal and/or interest on borrowed funds.

DEBT SERVICE FUND – Governmental fund type used to account for the accumulation of resources for and the payment of general long-term debt principal and interest.

DEDICATED FUNDS – Funds collected from a specific revenue source that must be appropriated for a specific expenditure.

DEFICIT – The excess of expenditures over revenues during an accounting period.

DEPARTMENT – A major administrative unit of LCG which indicates overall management responsibility for an operation or a group of related operations within a functional area and the level at which the budget is adopted.

DEPRECIATION – The expensing of an asset's capital value over its estimated useful life to consider normal usage, obsolescence, or the passage of time.

DEVELOPMENT & PLANNING – A department of LCG. In July 2021, this department was renamed to Community Development and Planning.



DIVISION – An organizational unit that indicates management responsibility for an operation or group of related operations within a functional area, subordinate to the department level of the organization.

ENCUMBRANCE – The commitment of appropriated funds to purchase an item or service. To encumber funds means to set aside or commit funds for future expenditures.

ENTERPRISE FUND – A fund established to account for the operations and financing of self-supporting activities of a governmental unit that renders services on a user charge basis to the general public, similar to private business. The following funds operate on an enterprise basis: Lafayette Utility System (LUS), Communications System (LUS Fiber), Environmental Quality, CNG Service Station, and Lafayette Public Power Authority.

EVANGELINE CORRIDOR INITIATIVE – The branded name of a grant project which centers on neighborhood revitalization and planning along the future Interstate 49 connector (currently known as Evangeline Thruway).

EXPENDITURE – The payment of cash on the transfer of property or services for the purpose of acquiring an asset, service, or settling a loss.

EXPENSE – Charges incurred (whether paid immediately or unpaid) for operations, maintenance, interest, or other charges.

EXTERNAL APPROPRIATION – An authorization for expenditure by a non-governmental organization to provide a public service.

FAIR MARKET VALUE – The estimated price of an asset that a willing buyer would buy such asset from a willing seller when: (1) both are unrelated, (2) know the relevant facts, (3) neither is under any compulsion to buy or sell, and (4) all rights and benefits attributable to the item are included in the sale. FMV is generally the basis for tax assessment.

FIDUCIARY FUND – Funds used to report assets held in a trustee or agency capacity for others and which therefore cannot be used to support the government's own programs.

FIRST TIME HOMEBUYERS PROGRAM – An assistance program offered to the citizens of LCG aiding in the expense of down payment and closing costs for home ownership. Primary for eligibility, applicants must not have owned a home in the last three years.

FISCAL YEAR – Any yearly accounting period, regardless of its relationship to a calendar year. The fiscal year for LCG begins on November 1 of each year and ends on October 31 of the following year. For example, FY 2022/2023 begins on November 1, 2022 and ends on October 31, 2023.

FULL-TIME EQUIVALENT – Full-time equivalent represents a conversion of hours worked to a count of positions. On an annual basis, 2,080 hours worked equates to one full time equivalent position.

FUND – An independent fiscal and accounting entity with a self-balancing set of accounts segregated to carry on specific activities or obtain certain objectives. See also: "Major Fund" and "Non-Major" Fund.

FUND BALANCE – The difference between the assets and liabilities of a fund. Fund balance is terminology that is applicable to "fund level" reporting of individual governmental funds and is based on the modified accrual basis of accounting. It is used as a measure of the amount available to budget or spend in the future.

GEAUX MOW – Pronounced "Go Mow". Geaux Mow is a program in which lawn care vendors bid online in real time for the mowing of LCG owned property. Properties are divided into various sized projects, which results in the ability of both large and small vendors to participate and be successful in acquiring mowing projects.

GENERAL ALIMONY – This is a property tax levied on both real and personal property according to the property's assessed valuation and the tax rate. This property tax is used for general maintenance needs of the Parish.

GENERAL FUND – This fund is one of the five governmental fund types and typically serves as the chief operating fund of government. The General Fund is used to account for all financial resources except those required to be accounted for in another fund. As required by the Home Rule Charter, LCG maintains two separate and distinct general funds; one for the City of Lafayette and one for the Parish of Lafayette.

GENERALLY ACCEPTED ACCOUNTING PRINCIPLES – The common set of accounting principles, standards, and procedures that governments and private companies use to record financial transactions and compile their financial statements. These principles are a combination of authoritative standards (set by policy boards such as GASB) and commonly accepted ways of recording and reporting accounting information.

GOALS – Broad aims toward which programs are directed.

GOVERNMENT FINANCE OFFICERS ASSOCIATION – A professional organization established to assist in the professional management of government by developing and identifying financial policies and best practices through education, training, facilitation of member leadership, and networking.

GOVERNMENTAL FUNDS – Funds generally used to account for tax-supported activities. There are five different types of governmental funds; general funds, special revenue funds, debt service funds, capital project funds, and other general-purpose funds.

GRANT – A financial award given by the federal, state, local government, or private organization to fund a specific purpose or project.

GRANT MATCH – LCG's required contribution towards a grant funded purpose or project. Grant match is typically made up of cash or in-kind support (i.e. goods, services, or other things of value) or a combination of both.

HAZMAT – Hazardous materials

HOME RULE CHARTER – Home rule is the power of a local city or parish to set up its own system of self-government without receiving a charter from the state. The Home Rule Charter is, in essence, a local constitution which lays down the basic structure and laws of the locality.

INDIRECT COST – A cost necessary for the functioning of the organization as a whole but which cannot be directly assigned to one service.

INTERNAL APPROPRIATION – An authorization for expenditure in one fund to aid in the services provided by another fund.

INTERNAL SERVICE FUNDS – These funds account for the financing of goods or services provided by one department or agency to other department or agencies of the governmental unit, or to other governmental units, on a cost-reimbursement basis.

IT – LCG's Department of Innovation & Technology. Prior to FY 22/23 named Department of Information Services & Technology or IS&T.

JUDICIAL DISTRICT COURT – Lafayette Parish is served by the 15th Judicial District Court.

KEEP LAFAYETTE BEAUTIFUL – A volunteer organization dedicated to keeping Lafayette beautiful through education and community involvement.

LAFAYETTE UTILITIES SYSTEM – The department of Lafayette Consolidated Government that is responsible for the Utilities (electric, water, wastewater). Also referred in some places as UT (see definition).

LONG TERM – Debt maturity of more than one year.



LUSFIBER – Lafayette Utilities System Fiber; the department of Lafayette Consolidated Government that is responsible for Internet, cable television, and telephone service.

MAJOR FUND – These are funds whose revenues, expenditures, assets, or liabilities are at least 10 percent of the totals for all funds. See also definition of “Fund”.

MANDATE – (See State Mandate)

MANNING TABLE – A series of lists by department/division which contain the titles, numbers of positions, and aggregate salary by position authorized to be filled by that particular division.

MILLAGE RATE – A tax rate that is applied to the assessed value of real estate.

MILLS – Tenth of a cent as it relates to the property tax rate. Millage or property tax rates are not expressed as regular percentages but in tenths of a penny. For example, a millage rate of 2 mills would mean 2 tenths of a cent.

MODIFIED ACCRUAL BASIS OF ACCOUNTING – Method of accounting that involves recognizing revenue when it becomes both available and measurable, rather than when it is earned. Expenditures are recognized when the related liability is incurred.

NON-MAJOR FUND – These are funds whose revenues, expenditures, assets, or liabilities are not 10 percent of the totals for all funds. See also definition of “Fund” and “Major Fund”.

NORTH AMERICAN ELECTRIC RELIABILITY CORPORATION – The institution that oversees and regulates the reliability of the North American electrical grids, of which Lafayette Utilities System is a part.

OBJECTIVES – Specific productivity targets within a certain time frame, with results that are measurable. Narrower than goals.

OTHER POST EMPLOYMENT BENEFITS – Benefits provided to an employee by LCG when he or she begins retirement including health care and life insurance premiums. The amounts shown in the group insurance fund are the actuarial estimates of the cost of those benefits to LCG as of the end of the fiscal year.

PARATRANSIT – A door to door transport service provided by LCG to its citizens with disabilities who are not able to ride fixed route public transportation.

PARISH – A territorial division corresponding to a county in other states.

PARKS, ARTS, RECREATION, CULTURE – In July 2021, the department of Parks & Recreation was reorganized to include the Heymann Performing Arts Center, Lafayette Science Museum, Acadiana Park Nature Station, and senior centers. The department was renamed as PARC to accurately reflect its new structure.

PATIENT CENTERED OUTCOMES RESEARCH INSTITUTE – As part of the Patient Protection and Affordable Care Act, a Trust Fund has been established and a per capita fee is imposed on all group health plans.

PAY AS YOU GO CAPITAL – Capital expenditures paid for through funds that are currently available and are not borrowed. In the case of LCG PAYG capital expenditures, these are funded through dedicated sales tax collections. Sixty-five cents of every dollar collected in sales tax by LCG is dedicated for capital and may not be used for operations.

PLANLAFAYETTE – The branded name of LCG’s comprehensive plan (see Comprehensive Plan for more information).

PPACA-TRANS – Patient Protection and Affordable Care Act-Transitional Reinsurance Fee; a fee imposed on LCG under the act that is based on the number of covered persons under the group health plan.

PRO FORMA – A budget based financial statement projecting fund performance until the end of the budget year.

PROJECT FRONT YARD – An initiative which brings together individuals, business, government, and media partners to address community beautification through education.

PROPRIETARY FUND – Funds that focus on the determination of operating income, changes in net position (or cost recovery), financial position, and cash flows. There are two different types of proprietary funds: Enterprise Funds and Internal Service Funds.

RESERVE FUND – A fund in which a specified amount or balance is required to be kept in case any pledged revenues are insufficient to pay debt service requirements. The debt service reserve fund may be entirely funded with bond proceeds at the time bonds are issued, may be funded over time through the accumulation of pledged revenues, may be funded with a surety or other type of guaranty policy, or may be funded only upon the occurrence of a specified event.

RETAINED EARNINGS – An equity account reflecting the accumulated earnings of an enterprise or internal service fund.

REVENUE – Sources of income financing the operations of government.

SINKING FUND – A fund established for the purpose of accumulating the government's periodic debt service payments. Typically, regular deposits are made to this fund for a percentage of the next regularly scheduled principal and interest payment due.

SPECIAL REVENUE FUNDS – Used to account for the revenue derived from specific taxes or other earmarked revenue sources (other than for major capital projects) that are restricted by law or administrative action to expenditures for specified purposes.

STATE MANDATE – Any state constitutional, legislative, or executive law or order which requires a local government (municipality or parish) to act in a particular way on a public issue or to expend funds on certain functions or activities.

STRUCTURED QUERY LANGUAGE – A computer programming language used for relational database management systems.

SURPLUS – An excess of the assets of a fund over its liabilities and reserves.

TAX INCREMENT FINANCING – A public financing method that is used as a subsidy for redevelopment, infrastructure, and other community-improvement projects. LCG has one active TIF district located at I-10 and Louisiana Avenue, whereby an additional one cent sales tax is used to finance infrastructure improvements in the defined district.

THIRD PARTY ADMINISTRATOR – Are organizations that process insurance claims or certain aspects of employee benefit plans for the government. Currently, LCG uses third party administrators to administer the worker's compensation plan and employee health care benefits.

TRANSFERS TO/FROM – Amounts transferred from one fund to another to assist in financing the service for the recipient fund.

UNINCORPORATED AREAS – Any region of land within the parish boundaries that is not a part of any city or town.

UNINSURED LOSSES – Amounts paid for property or liability claims that: 1) fall inside of any of the policies' deductible and 2) for which LCG is self-insured.

URBAN INFILL – A grant type received by LCG which funds the development of vacant, abandoned, passed over, or underutilized land within built-up areas of existing neighborhoods in the community.

WORK ORDER – See Capital Project.

ABBREVIATIONS AND ACRONYMS

A&G	Administration & General	CY	Current Year
AC	Arts & Culture	DA	District Attorney
ACFR	Annual Comprehensive Financial Report	DC	District Court
ACH	Automated Clearing House	DDA	Downtown Development Authority
ADA	Americans with Disabilities Act	DEQ	Department of Environmental Quality
ANC	Alcohol & Noise Control	DO	Director's Office
AOC	Acadiana Open Channel	DP	Development & Planning
AP	Athletic Programs	DR	Drainage Department
ARPA	American Rescue Plan Act	DROP	Deferred Retirement Option Plan
ARRA	American Recovery and Reinvestment Act	DUI	Driving Under the Influence
ATAC	Alcoholic Traffic Action Campaign	ECI	Evangeline Corridor Initiative
BABS	Build America Bonds	EEO	Equal Employment Opportunity
BDS	Bonds	EIS	Electronic Information Systems
CAO	Chief Administrative Officer	EMS	Emergency Medical Service
CARES	Coronavirus Aid, Relief, & Economic Security Act	ENG	Engineering
CCTV	Closed Circuit Television	EO	Elected Officials
CD	Community Development	EOC	Emergency Operations Center
CDBG	Community Development Block Grant	EPA	Environmental Protection Agency
CDL	Community Disaster Loan	EQ	Environmental Quality
CDP	Community Development & Planning	ERP	Enterprise Resource Planning
CEA	Cooperative Endeavor Agreement	EXT APP	External Appropriation
CEC	Coroner's Emergency Certificate	FD	Fire Department
CFO	Chief Financial Officer	FD BAL	Fund Balance
CIO	Chief Innovation Officer	FEMA	Federal Emergency Management Agency
CIP	Capital Improvements Program	FHWA	Federal Highway Administration
CJCC	Criminal Justice Coordinating Committee	FMV	Fair Market Value
CNG	Compressed Natural Gas	FRS	Firefighter's Retirement System
COGS	Cost of Goods Sold	FTA	Federal Transit Administration
COMM	Communications System	FTE	Full-Time Equivalent Positions
CONTR FROM	Contribution From	FTHB	First Time Homebuyers Program
CONTR SERV	Contractual Services	FTTH	Fiber to the Home
CPA	Certified Public Accountant	FY	Fiscal Year
CP	Community Development & Planning	GAAP	Generally Accepted Accounting Principles
CPI	Consumer Price Index	GASB	Government Accounting Standards Board



Abbreviations and Acronyms

GFOA	Government Finance Officers Association	MERS	Municipal Employees' Retirement System
GIS	Geographic Information Systems	MGMT	Management
GOB	General Obligation Bonds	MIS	Management Information Systems
HPACC	Heymann Performing Arts and Convention Center	MISC REV	Miscellaneous Revenue
HR	Human Resources	MP	Mayor-President
HS	Human Services	MPERS	Municipal Police Employee Retirement System
HUD	Department of Housing and Urban Development	MPO	Metropolitan Planning Organization
HVAC	Heating, Ventilation and Air Conditioning	MSA	Metropolitan Statistical Areas
ID	Identification	MTC	Match
ILOT	In Lieu of Tax	NERC	North American Electric Reliability Corporation
INS	Insurance	O&M	Operations and Maintenance
INT	Interest	OEP	Office of Emergency Preparedness
INT APP	Internal Appropriation	OHSEP	Office of Homeland Security & Emergency Preparedness
IT	Innovation Technology	OP	Operations
JDC	Judicial District Court	OPEB	Other Post-Employment Benefits
JDH	Juvenile Detention Home	OTH	Other
LA DOTD	Louisiana Department of Transportation & Development	PAR	Parish (of Lafayette)
LACCP	Lafayette Advisory Commission on Crime Prevention	PARC	Parks, Arts, Recreation, Culture
LAF	Lafayette	PAYG	Pay As You Go
LCDA	Louisiana Community Development Authority	PCORI	Patient Centered Outcomes Research Institute
LCG	Lafayette Consolidated Government	PD	Police Department
LCP	Lafayette Comprehensive Plan	PERS	Parochial Employees Retirement System
LCVC	Lafayette Convention and Visitors Commission	PMT	Payment
LD	Legal Department	PO	President's Office (aka Mayor-Presidents Office)
LEDA	Lafayette Economic Development Authority	PPACA	Patient Protection and Affordable Care Act
LPCC	Lafayette Parish Correctional Center	PR	Parks, Arts, Recreation, Culture
LPCD	Lafayette Parish Communication District	PTA	Parish Transportation Act
LPCH	Lafayette Parish Court House	PW	Public Works
LPPA	Lafayette Public Power Authority	PY	Prior Year
LPSB	Lafayette Parish School Board	R.S.	Revised Statute
LPSO	Lafayette Parish Sheriff Office	RB	Roads & Bridges
LRA	Louisiana Recovery Authority	REF	Refunding
LT	Long Term	RES	Reserve
LUS	Lafayette Utilities System	REV	Revenue
		RFP	Request for Proposals



Abbreviations and Acronyms

RM	Risk Management
S&P	Standard & Poor's
SAAS	Software as a Service
SANE	Sexual Assault Nurse Examiner
SCADA	Supervisory Control and Data Acquisition
SF	Sheriff
SK	Sinking Fund
SQL	Structured Query Language
SRO	School Resource Officer
SS	Support Services
ST	Sales Tax
SUIDI	Sudden Unexplained Infant Death Investigation
SWAT	Special Weapons and Tactics
TIF	Tax Increment Financing
TO	Technical Operations
TPA	Third Party Administrator
TRB	Traffic Roads & Bridges
UDC	Unified Development Code
ULL	University of Louisiana at Lafayette
UT	Utilities Department (LUS)
VFD	Volunteer Fire District
VM	Vehicle Maintenance
WTR	Water
WWTP	Wastewater Treatment Plant



APPENDIX



ORDINANCE NO. JO-040-2024

A JOINT ORDINANCE OF THE LAFAYETTE CITY COUNCIL AND THE LAFAYETTE PARISH COUNCIL ADOPTING AN OPERATING & FIVE-YEAR CAPITAL IMPROVEMENT BUDGET OF REVENUES AND EXPENDITURES FOR THE LAFAYETTE CITY-PARISH CONSOLIDATED GOVERNMENT FOR THE FISCAL YEAR BEGINNING NOVEMBER 1, 2024 AND ENDING OCTOBER 31, 2025

BE IT ORDAINED by the Lafayette City Council and the Lafayette Parish Council, that:

WHEREAS, in accordance with all applicable provisions of the Lafayette City-Parish Consolidated Government Home Rule Charter, the Lafayette Mayor-President has submitted to the Lafayette City Council and the Lafayette Parish Council the proposed FY 2024-2025 operating and five-year capital improvement budget; and

WHEREAS, the Lafayette City Council and the Lafayette Parish Council have taken under consideration the study of said proposed operating and five-year capital improvement budget.

NOW, THEREFORE, BE IT FURTHER ORDAINED by the Lafayette City Council and the Lafayette Parish Council, that:

SECTION 1: All of the aforescribed “Whereas” clauses are adopted as part of this ordinance.

SECTION 2: In accordance with the applicable provisions of the Lafayette City-Parish Consolidated Government Home Rule Charter, including but not limited to Sections 5-01 through 5-03, inclusive, and in accordance with Sections 2-11 through 2-13, inclusive, of said Lafayette City-Parish Consolidated Government Home Rule Charter, the Lafayette City Council and the Lafayette Parish Council do hereby approve the said proposed operating and five-year capital improvement budget as amended in the attachments hereto and which are made a part hereof and which will be identified in said final document under the title “Adopted Operating & Five-Year Capital Improvement Budget FY 2024-2025.”

SECTION 3: The following qualifications shall apply to the implementation and administration of the adopted budget:

- A. State law requires that certain firemen be given a two (2%) percent longevity salary increase. Accordingly, the pay reserve included herein for eligible fire personnel shall be deemed to include the two (2%) percent “longevity” salary increase required by State law for the fiscal year 2024-2025. Said pay adjustment will be effective no sooner than the first day of the first full pay period in fiscal year 2024-2025.
- B. No Departmental Director or agency of Lafayette City-Parish Consolidated Government shall be with authority to exceed appropriation levels which are identified departmentally within the budget adopted for the fiscal year without approval of the Lafayette City Council, the Lafayette Parish Council, or both by ordinance.
- C. Inasmuch as the limited wording of any budget ordinance cannot cover all mathematical computation, narrative circumstances resulting from salary and other appropriation adjustments, the Chief Financial Officer, through the Lafayette Mayor-President, is authorized and directed to comply with the dictates and intent of the adopted budget through whatever means he or she deems to be prudent and necessary and in order to ensure that a balanced budget is adopted. Upon completion of budget finalization work each year, the Chief Financial Officer, through the Lafayette Mayor-President, shall prepare a written report to the Lafayette City Council and the Lafayette Parish Council detailing the amount and nature of any adjustments required to implement the adopted budget.
- D. Lafayette City-Parish Consolidated Government’s budget and accounting practices assign to each department an amount designated as “Uninsured Losses” representing amounts to be transferred from each of the departments to the City-Parish Risk Management Program for uninsured losses incurred by the department. Such appropriations labeled “Uninsured Losses” shall not be transferred to any other line item in any department having such an appropriation.
- E. Salary appropriations for filled positions adopted in the annual budget shall be considered encumbered upon the implementation of the adopted budget.
- F. Salaries-Promotion Costs Line Items: Certain promotion costs have been funded in a special salary account entitled “promotion costs” and assigned the account code “50300” within each department. Whenever an intra-departmental promotion occurs, an administrative budget revision may be affected to move the salary and benefit costs to the appropriate line items for that division and to amend the Manning Table for the personnel position changes effective with the date of the promotion. No promotion date shall be before the first full pay period of the new fiscal year. Such changes to the budget shall be affected by administrative budget revision, a copy of which should be provided to the Office of the Lafayette Clerk of the Council.
- G. Overtime Line Items: Where additional overtime by existing employees is required to fulfill the duties of vacant positions, funds necessary to pay salaries for the same may be moved from the salary account allocated for the vacant position to an overtime line item for that division, provided, however, that the funds moved to the overtime line item shall not reduce

funds available for the vacant position to less than the amount that would be required to fill the vacant position for the remainder of the fiscal year. Such changes in the salary account and the overtime line item shall be accomplished by administrative budget revision, a copy of which should be provided to the Office of the Lafayette Clerk of the Council.

- H. The general amendments may include changes to existing work orders in the FY 2023-2024 budget. Those changes are reflected in a separate column, if applicable, on amended schedules and this ordinance serves to approve and amend in the current FY 2023-2024 budget the changes so reflected and the Chief Financial Officer is authorized to affect the required budget changes.
- I. The amounts allocated herein for External Agencies (Arts & Culture, Social Services and ACA Grant) shall only be disbursed upon the approval of the Lafayette City Council based on recommendations submitted to the Lafayette City Council. The Lafayette Mayor-President is directed to develop and present to the Lafayette City Council an appropriate ordinance to amend the existing ordinance relative to the funding of external agencies in order to incorporate the spirit of this section.
- J. Whereby changes to existing work orders in the Five-Year Capital plans may be required to fulfill the adopted FY 2024-2025 Five-Year Capital Improvement Budget, such changes are reflected in the capital outlay budget column titled "Existing Work Order Changes." This ordinance will serve to approve and amend in the current FY 2023-2024 budget the changes reflected in that column and the Chief Financial Officer is authorized to affect the required budget revision if applicable.
- K. The amounts allocated in Account Number 1010170 76730-0 titled EXP APP-CAJUNDOME shall only be disbursed upon the approval of the Lafayette City Council, via resolution passed by the favorable vote of at least a majority of the authorized membership of the Lafayette City Council.
- L. Whereby Fund 401 Sales Tax Cap Improv-City has been separated into two (2) newly created funds; Fund 461 - 1961 Sales Tax Cap Improv-City Fund and Fund 485 - 1985 Sales Tax Cap Improv-City Fund. The CFO shall also have the authority to affect any needed administrative budget revisions to move other budgeted reserve funds to the appropriate accounts within the fund for FY 2024-2025. The CFO shall provide the City Council with the details of the budget revisions authorized by this section.
- M. The plan submitted to create a new section named SANE under the Coroner's Office is hereby approved by the Parish Council as submitted and identified herein in the Manning Tables.
- N. Additions of positions, deletions of positions, title changes, and/or other personnel changes are hereby approved as submitted and identified in the Manning Table.

SECTION 4: Certain activities and services are jointly provided and funded in the adopted operating & five-year capital improvement budget with City of Lafayette funds and/or with Parish of Lafayette funds, and it is intended that the cost of such services and activities be

shared equitably as set forth in the Allocation Schedule included in the “Budget Overview” section of the adopted operating & five-year capital improvement budget. The Allocation Schedule reflects the financial obligations of the City and Parish funds for such services and activities, and the Chief Financial Officer, through the Lafayette Mayor-President, is authorized and directed to make monthly transfers as necessary to comply with such schedule based on actual expenditures. It is agreed and understood that such transfers will be made by applying the percentages set forth in said Allocation Schedule to the final adopted budget amounts.

SECTION 5: If any one of the provisions of this ordinance or the application thereof to any person or circumstance is held invalid or unconstitutional, such invalidity or unconstitutionality shall not affect other provisions or application of this ordinance which can be given without the invalid provision or application, and, to this end, the provisions of this ordinance are declared severable.

SECTION 6: All ordinances or resolutions, or parts thereof, in conflict herewith are hereby repealed.

SECTION 7: After first having been adopted by a majority of the authorized membership of both the Lafayette Parish Council and the Lafayette City Council, this joint ordinance shall become effective upon signature of this joint ordinance by the Lafayette Mayor-President, the elapse of ten (10) days after receipt by the Lafayette Mayor-President without signature or veto, or upon an override of a veto, whichever occurs first.

* * * * *

FINAL ADOPTION FY 24/25 General Amendments and Separate Amendments

#		GENERAL AMENDMENTS		SEPARATE AMENDMENTS	#
1	GA	PARISH TABOR – To correct Coulee Maint-Unimproved Coulee amount resulting from duplicate entry, 8/8/2024 Amendment #1 (Parish), as provided by Finance (DRAINAGE)	SA	CITY BOUDREAUX – With reference to the personnel salaries allocation within the 3100 PD-ADMINISTRATION section on page 172, reduce line item AC 8002 DEPUTY CHIEF OF POLICE from \$124,765 to \$0 and increase line item AC 8001 CHIEF OF POLICE from \$135,880 to a range of \$150,000 to \$170,000 on page 380. Naquin objected. (POLICE) AMENDMENT WITHDRAWN	1
2	GA	PARISH STANSBURY – To reallocate funding from Capital Item no longer needed to Contractual Services within Fund 273, 8/8/2024 Amendment #2 (Parish), as provided by Finance (DRAINAGE)	SA	PARISH RUBIN – 10% salary increase for five Parish Council Members for current term, 8/29/2024 Amendment #37 (Parish), as provided by Finance. Guilbeau objected. (PARISH COUNCIL) AMENDMENT FAILED	2
3	GA	PARISH TABOR – To correct Geaux-Mow Services Revenue amount, 8/8/2024 Amendment #3 (Parish), as provided by Finance (PUBLIC WORKS)	SA	JOINT HOOKS – Adjust the third- and fifth-line items on the Allocation Schedule Summary under the INNOVATION AND TECHNOLOGY DEPARTMENT heading on page 71 from proposed allocation percentages of 84% City/16% Parish to 78% City/22% Parish. This is related to the SaaS program implementation and the overtime line items on page 167. Stansbury objected. (IT) AMENDMENT FAILED	3
4	GA	JOINT NAQUIN – To change the names of Environmental Quality revenue accounts to remove vendor names, 8/8/2024 Amendment #4 (Joint), as provided by Finance (PUBLIC WORKS)	SA	CITY BROUSSARD – 10% salary increase for City Council Members for the current term, 8/29/2024 Amendment #49 (City), as provided by Finance. Naquin objected. (CITY COUNCIL) AMENDMENT FAILED	4
5	GA	JOINT STANSBURY – To correct EQ’s Solid Waste expense request calculation, 8/8/202 Amendment #9 (Joint), as provided by Finance (PUBLIC WORKS)	SA	CITY HEBERT – Adjust salary and benefit accounts in PD-Administration to increase AC 8001 Chief of Police Salary to \$170,000, 8/29/2024 Amendment #50 (City), as provided by Finance. Naquin objected.(POLICE) AMENDMENT APPROVED	5

FINAL ADOPTION FY 24/25 General Amendments and Separate Amendments

6	GA	CITY BOUDREAUX – To correctly distribute Reserve for New Debt amount evenly between Fund 461 & Fund 485, as a result of Fund 401 split, and to shift capital project funding to maintain proper ending fund balances, 8/8/2024 Amendment #5 (City), as provided by Finance (FINANCE)	SA	CITY HEBERT – To reduce capital project 485RB014 PAVEMENT MARKINGS-MPO MTC by \$100,000 in order to fund Bus Shelters, 8/29/2024 Amendment #51 (City), as provided by Finance. Boudreaux objected.(TRB) <u>OBJECTION WITHDRAWN</u> <u>BECAME GENERAL AMENDMENT</u> <u>#52</u>	6
7	GA	JOINT STANSBURY – To adjust the Salary and Benefits of Executive Receptionist within the Mayor-President’s Office by 2%, 8/8/2024 Amendment #6 (Joint), as provided by Finance (MAYOR-PRESIDENT)	SA	PARISH GUILBEAU – **PROPOSED FOR 9/17/2024 FINAL ADOPTION: Adjust external appropriation for District Attorney's Office to increase staff salaries by 2% (DISTRICT ATTORNEY)** Tabor objected. <u>AMENDMENT APPROVED</u>	7
8	GA	PARISH STANSBURY – To Adjust the MP – OHSEP Division Vehicle Subsidy Leases, Telecommunications and Contractual Services accounts, 8/8/2024 Amendment #7 (Parish), as provided by Finance (MAYOR-PRESIDENT)			8
9	GA	JOINT RUBIN – 2% salary and benefits increase for all seven (7) employees of the Council Office (COUNCIL)			9
10	GA	CITY NAQUIN – Increase line item 1011101 70300-0 PRINTING & BINDING on page 120 to \$12,000 (COUNCIL)			10
11	GA	PARISH RUBIN – Transfer amounts appropriated to TRAVEL & MEET-DISTRICT and TRAVEL & MEET-REGISTRATION line items for Parish Districts 1 (\$2,600 and \$1,000, respectively) & 4 (\$500 and \$250, respectively) to the respective line items for Parish District 5 (COUNCIL)			11
12	GA	CITY NAQUIN – Increase line item 1010170 76730-0 EXT AP-CAJUNDOME on page 153 by \$100,000, to be taken from Fund 101 (CAJUNDOME)			12
13	GA	CITY NAQUIN – To remove (1) promotion request, adjust the years of service and salaries and benefits for (2) Deputy City Marshal I positions within the City Marshal’s O&M & Manning Tables, 8/13/2024 Amendment #14 (City), as provided by Finance (CITY MARSHAL)			13
14	GA	CITY HEBERT – To Adjust the Salary and Benefit Accounts for Fire Department positions in Section 4100, 8/13/2024 Amendment #16 (City), as provided by Finance (FIRE)			14
15	GA	CITY HEBERT – To Adjust the Salary and Benefit Accounts for Fire Department positions in Section 4132, 8/13/2024 Amendment #17 (City), as provided by Finance (FIRE)			15
16	GA	CITY NAQUIN – To Adjust Salary and Benefit Accounts for Fire Department positions in Section 4133, 8/13/2024 Amendment #18 (City), as provided by Finance (FIRE)			16
17	GA	CITY HEBERT – To Adjust the Salary and Benefit Accounts for Police Department positions in Section 3100, 8/13/2024 Amendment #19 (City), as provided by Finance (POLICE)			17

FINAL ADOPTION FY 24/25 General Amendments and Separate Amendments

18	GA	CITY HEBERT – To reduce appropriations for The Wetlands and Vieux Chenes Golf Course accounts, 8/13/2024 Amendment #20 (City), as provided by Finance (PARC)	18
19	GA	CITY HEBERT – To Adjust the Temporary Employees and associated Retirement/Medicare Tax accounts due to cover Receptionist position, 8/13/2024 Amendment #13 (City), as provided by Finance (CITY PROSECUTOR)	19
20	GA	CITY HEBERT – To Change the name of LUS Section 7005 from “UT-SS-EMPLOYEE DEVELOPMENT” to “UT-SS-SAFETY & EMPLOYEE DEVELOPMENT,” 8/13/2024 Amendment #21 (City), as provided by Finance (LUS)	20
21	GA	CITY HEBERT – To add (1) Employee Development Coordinator and (1) Safety and Employee Development Supervisor to LUS Section 7005, 8/13/2024 Amendment #23 (City), as provided by Finance (LUS)	21
22	GA	CITY NAQUIN – To establish a new Water/Wastewater Field Technician apprenticeship program in Section 7045 and 7065, 8/13/2024 Amendment #24 (City), as provided by Finance (LUS)	22
23	GA	CITY NAQUIN – To Change the name of LUS Section 7082 from “UT-ENG-POWER MARETING” TO “UT-ENG-UTILITIES DISTRIBUTION,” 8/13/2024 Amendment #22 (City), as provided by Finance (LUS)	23
24	GA	CITY NAQUIN – LUS 5-YEAR CIP Adjustments, 8/13/2024 Amendment #25 (City), as provided by Finance (LUS)	24
25	GA	CITY HEBERT – To decrease LUS Communications ILOT Revenue and Expense accounts, 8/13/2024 Amendment #26 (City), as provided by Finance (LUS FIBER)	25
26	GA	CITY NAQUIN – To correct capital description to accurately show quantity requested, 8/13/2024 Amendment #27 (City), as provided by Finance (LUS FIBER)	26
27	GA	CITY NAQUIN – To show a row in the 5-Year CIP schedule that was included in the total but hidden by mistake, 8/13/2024 Amendment #28 (City), as provided by Finance (LUS FIBER)	27
28	GA	CITY HEBERT – To budget additional capital projects within the LUS Communications 5-Year CIP budget, 8/13/2024 Amendment #29 (City), as provided by Finance (LUS FIBER)	28
29	GA	PARISH GUILBEAU – To adjust the Clerk III position in Traffic, Roads & Bridges due to change in employees, 8/15/2024 Amendment #30 (Parish), as provided by Finance (TRB)	29
30	GA	PARISH TABOR – To adjust the Registrar of Voters Promotion Cost Due to Employee Rate Change Approved in FY 2024, 8/15/2024 Amendment #29 (Parish), as provided by Finance (REGISTRAR OF VOTERS)	30
31	GA	PARISH RICHARD – To Adjust External Appropriation for Acadiana District Livestock (COUNTY AGENT)	31

FINAL ADOPTION FY 24/25 General Amendments and Separate Amendments

32	GA	PARISH RUBIN – To decrease line item 2701160 65000-0 GROUNDS MAINTENANCE on page 127 from \$4,800 to \$2,500 (CORONER)	32
33	GA	PARISH STANSBURY – To adjust vehicle capital items in Public Works from purchase to lease, 8/29/2024 Amendment #34 (Parish), as provided by Finance (PUBLIC WORKS)	33
34	GA	PARISH GUILBEAU – To adjust vehicle capital items in Traffic, Roads & Bridges from purchase to lease, 8/29/2024 Amendment #35 (Parish), as provided by Finance (TRB)	34
35	GA	PARISH RUBIN – To fund increase in transportation/housing charges for JDH as required by state mandate, 8/29/2024 Amendment #36 (Parish), as provided by Finance (JDH)	35
36	GA	PARISH RICHARD – To change VFD funding allocation, 8/29/2024 Amendment as prepared by Finance (PARISH VFD)	36
37	GA	JOINT STANSBURY – To adjust Group Health Retiree accounts, 8/29/2024 Amendment #38 (Joint), as provided by Finance (DISTRICT ATTORNEY)	37
38	GA	JOINT NAQUIN – To transfer Criminal Justice Coordinating Committee funding to a new fund (285) and section (1204) within the Mayor-President’s Office, 8/29/2024 Amendment #39 (Joint), as provided by Finance (MAYOR-PRESIDENT)	38
39	GA	JOINT BROUSSARD – To Adjust the Salary and Benefits of Executive Secretary within the CAO’s Office by 2%, 8/29/2024 Amendment #40 (Joint), as provided by Finance (CAO)	39
40	GA	JOINT NAQUIN – To allocate MERS uninsured losses claims to appropriate departments, 8/29/2024 Amendment #41 (Joint), as provided by Finance (FINANCE)	40
41	GA	JOINT STANSBURY – To adjust vehicle capital item to Environmental Quality from purchase to lease, 8/29/2024 Amendment #42 (Joint), as provided by Finance (PUBLIC WORKS)	41
42	GA	JOINT GUILBEAU – To adjust vehicle capital items in Vehicle Maintenance from purchase to lease, 8/29/2024 Amendment #43 (Joint), as provided by Finance (PUBLIC WORKS)	42
43	GA	JOINT HEBERT – To correctly budget Prescription Premium expense and Prescription Rebate revenue, 8/29/2024 Amendment #44 (Joint), as provided by Finance (FINANCE)	43
44	GA	CITY NAQUIN – To zero out contributions/appropriation in Fund 207 TRAFFIC SAFETY FUND which will be closed in FY24, 8/29/2024 Amendment #45 (City), as provided by Finance (FINANCE)	44
45	GA	CITY BROUSSARD – To adjust vehicle capital item in LUS Communications from purchase to lease, 8/29/2024 Amendment #46 (City), as provided by Finance (LUS FIBER)	45

FINAL ADOPTION FY 24/25 General Amendments and Separate Amendments

46	GA	CITY HEBERT – To increase LUS ILOT Revenue and Expense accounts, 8/29/2024 Amendment #47 (City), as provided by Finance (LUS)	46
47	GA	CITY HOOKS – To move projects to be in compliance with sales tax dedication, 8/29/2024 Amendment #48 (City), as provided by Finance (POLICE/PUBLIC WORKS)	47
48	GA	CITY NAQUIN – To adjust Salary and Benefit accounts and Manning Tables in City Court, 8/13/2024 Amendment #15 (City), as provided by Finance(CITY COURT)	48
49	GA	CITY NAQUIN – Increase salary line item on page 390 for AU 1032 SECRETARY I position by \$2,760. (F&P CIVIL SERVICE)	49
50	GA	CITY BOUDREAUX – Add “EVANGELINE THRUWAY LOCAL SAFETY INITIATIVE” to title of line item 99 I49 CONNECTOR on page 330 (PUBLIC WORKS)	50
NEW/CHANGED AMENDMENTS AT FINAL ADOPTION			
51	GA	CITY NAQUIN – Reduce line item 9 COURTYARD CIRCLE ALLEY CONSTRUCTION on page 328 from \$15,536 to \$0, reduce line item 54 KALISTE SALOOM RD WIDENING by \$62,241 on page 329, then appropriate the identified \$77,777 to a new capital line item to be created for DULLES DRIVE SIDEWALK & DRAINAGE IMPROVEMENTS (PUBLIC WORKS) **CHANGE AT 9/17/2024 FINAL ADOPTION: Public Works 5-Year CIP Adjustment creating Dulles Drive Sidewalk/Drainage Improvements by transferring \$77,777 from Kaliste Saloom Widening project**	51
52	GA	CITY HEBERT – To reduce capital project 485RB014 PAVEMENT MARKINGS-MPO MTC by \$100,000 in order to fund Bus Shelters, 8/29/2024 Amendment #51 (City), as provided by Finance. Boudreaux objected.(TRB)	52





STATISTICAL TABLES



Lafayette Consolidated Government
2024-25 Adopted Budget
Net Position by Component
Last Ten Fiscal Years (Unaudited)
(In Thousands)

	<u>2023</u>	<u>2022</u>	<u>2021</u>	<u>2020</u>	<u>2019</u>	<u>2018</u>	<u>2017</u>	<u>2016</u>	<u>2015</u>	<u>2014</u>
Governmental Activities										
Net Investment in Capital Assets	\$ 542,459	\$ 473,861	\$ 413,505	\$ 382,191	\$ 372,326	\$ 362,249	\$ 354,215	\$ 348,358	\$ 323,369	\$ 311,019
Restricted	251,691	230,780	219,595	227,820	219,963	208,925	192,529	176,076	182,029	174,475
Unrestricted (deficit)	(89,507)	(84,885)	(83,689)	(101,321)	(110,948)	(108,492)	(82,458)	(81,755)	(80,933)	(10,965)
Total Governmental Activities										
Net Position	704,643	619,756	549,411	508,690	481,341	462,682	464,286	442,679	424,465	474,530
Business-type Activities										
Net Investment in Capital Assets	530,979	486,896	478,744	427,492	399,870	377,559	354,438	333,721	318,156	311,982
Restricted	176,590	159,511	130,351	165,039	154,329	144,079	140,141	142,028	143,872	133,086
Unrestricted	66,862	58,157	51,876	37,590	49,834	50,295	58,321	57,716	57,049	77,913
Total Business-type Activities										
Net Position	774,431	704,564	660,971	630,121	604,033	571,933	552,900	533,465	519,077	522,981
Primary Government										
Net Investment in Capital Assets	1,073,438	960,757	892,249	809,683	772,196	739,808	708,653	682,079	641,525	623,001
Restricted	428,281	390,291	349,946	392,859	374,292	353,004	332,670	318,104	325,901	307,562
Unrestricted	(22,645)	(26,728)	(31,813)	(63,731)	(61,114)	(58,197)	(24,137)	(24,039)	(23,884)	66,948
Total Primary Government										
Net Position	\$ 1,479,074	\$ 1,324,320	\$ 1,210,382	\$ 1,138,811	\$ 1,085,374	\$ 1,034,615	\$ 1,017,186	\$ 976,144	\$ 943,542	\$ 997,511



Lafayette Consolidated Government
2024-25 Adopted Budget
Fund Balances, Governmental Funds
Last Ten Fiscal Years (Unaudited)
(In Thousands)

	<u>2023</u>	<u>2022</u>	<u>2021</u>	<u>2020</u>	<u>2019</u>	<u>2018</u>	<u>2017</u>	<u>2016</u>	<u>2015</u>	<u>2014</u>
General Fund (1)										
Nonspendable	\$ 1,684	\$ 2,279	\$ 1,537	\$ 1,535	\$ 6	\$ 3	-	\$ 1	\$ 2	\$ 3
Committed	6,775	9,568	10,742	10,017	-	-	405	519	670	531
Assigned	-	-	-	-	18,795	5,354	3,406	2,380	2,774	1,594
Unassigned	62,164	57,594	58,036	59,297	37,401	45,967	46,256	43,177	39,393	34,268
Total General Fund	\$ 70,623	\$ 69,441	\$ 70,316	\$ 70,849	\$ 56,202	\$ 51,324	\$ 50,067	\$ 46,079	\$ 42,840	\$ 36,396
All Other Governmental Funds										
Nonspendable	\$ 381	\$ 460	\$ 290	\$ 435	\$ 363	\$ 413	\$ 356	\$ 342	\$ 271	\$ 376
Restricted	249,193	238,491	263,593	276,871	215,221	199,052	193,993	207,730	227,600	243,506
Committed	14	13	13	13	-	-	-	22	27	209
Assigned	-	-	-	-	22,025	14,158	15,936	11,394	11,292	3,152
Unassigned	-	-	-	(2)	(8)	-	-	-	-	-
Total all other										
Governmental Funds	\$249,588	\$238,965	\$263,896	\$277,316	\$237,601	\$213,623	\$210,285	\$219,488	\$239,190	\$247,244

(1) Combined City and Parish General Funds



Lafayette Consolidated Government
2024-25 Adopted Budget
Changes in Fund Balances of Governmental Funds
Last Ten Fiscal Years (Unaudited)
(In Thousands)

	<u>2023</u>	<u>2022</u>	<u>2021</u>	<u>2020</u>	<u>2019</u>	<u>2018</u>	<u>2017</u>	<u>2016</u>	<u>2015</u>	<u>2014</u>
Revenues										
Taxes	\$ 241,961	\$ 227,282	\$ 217,255	\$ 202,313	\$ 206,579	\$ 201,564	\$ 200,311	\$ 193,663	\$ 194,492	\$ 186,196
Licenses and Permits	6,754	6,597	6,562	5,543	5,888	5,593	5,235	5,251	5,762	6,360
Intergovernmental	68,718	89,300	36,093	38,073	18,674	15,873	16,057	21,436	21,779	20,467
Charges for Services	18,600	18,265	15,022	15,794	19,545	18,990	16,967	17,307	16,828	17,647
Fines and Forfeits	2,057	2,720	1,844	1,867	2,103	2,491	3,773	4,297	4,430	4,607
Investments Earnings	15,999	(2,680)	403	4,238	7,615	4,032	1,757	1,498	775	637
Miscellaneous Revenues	1,560	2,102	2,035	1,639	2,435	1,254	1,592	2,017	1,945	2,053
Total Revenues	355,649	343,586	279,214	269,467	262,839	249,797	245,692	245,469	246,011	237,967
Expenditures										
Current:										
General Government	43,238	43,240	42,498	52,330	48,489	42,606	39,874	40,498	39,716	38,265
Public Safety	100,328	95,727	91,788	77,458	70,580	71,933	72,763	74,773	69,286	65,718
Public Works	42,517	46,505	43,438	36,728	36,061	29,424	30,467	33,095	32,937	32,211
Urban Redevelop and Housing	5,303	16,950	12,089	1,487	1,896	2,480	2,505	2,707	1,541	1,720
Culture and Recreation	22,953	23,472	22,415	24,129	28,495	29,065	25,710	24,273	24,509	21,972
Health and Welfare	1,610	1,205	1,061	1,069	1,034	1,023	977	1,191	1,152	940
Economic Opportunity	1,208	1,034	1,366	325	348	338	383	320	317	337
Economic Dev and Assist	3,629	2,819	851	571	5,075	1,321	1,164	1,488	1,431	1,235
Debt Service:										
Principal Retirement	23,501	19,748	20,895	23,715	21,140	22,655	22,155	21,790	22,085	22,055
Interest and Fiscal Charges	9,296	10,184	10,916	10,873	11,490	13,206	14,321	15,221	16,724	18,255
Debt Issuance Costs	-	-	348	1,083	1,054	-	252	680	564	519
Capital Outlay	90,770	109,234	46,239	44,735	38,188	30,846	24,097	38,881	35,801	32,811
Total Expenditures	344,353	370,118	293,904	274,503	263,850	244,897	234,668	254,917	246,063	236,038
Excess (Deficiency) of Revenues										
Over (Under) Expenditures	11,296	(26,532)	(14,690)	(5,036)	(1,011)	4,900	11,024	(9,448)	(52)	1,929
Other Financing Sources (Uses)										
Proceeds from sale of assets	-	-	-	-	1,400	-	-	-	-	-
Proceeds from leases	566	-	-	-	-	-	-	-	-	-
Issuance of Debt	-	-	-	50,000	64,825	-	11,460	39,950	35,755	29,930
Issuance of Refunding Debt	-	-	20,185	42,075	-	-	-	-	-	-
Premium on Issuance of Debt	-	-	3,939	10,303	7,384	-	1,749	4,101	4,727	3,192
Payment to Escrow Agent	-	-	(23,810)	(42,956)	(43,692)	-	(29,448)	(51,837)	(41,353)	(33,075)
Transfers In	40,141	32,213	26,872	62,310	32,731	50,134	50,355	41,743	42,498	27,842
Transfers Out	(40,191)	(31,404)	(26,450)	(62,333)	(32,782)	(50,439)	(50,355)	(41,743)	(43,185)	(29,093)
Total Other Financing Sources (Uses)	516	809	736	59,399	29,866	(305)	(16,239)	(7,786)	(1,558)	(1,205)
Net Change in Fund Balances	\$ 11,812	(25,723)	(13,954)	\$ 54,363	\$ 28,855	\$ 4,595	(5,215)	(17,234)	(1,610)	\$ 725
Debt Service as a Percentage of										
Non-Capital Expenditures	12.93%	11.47%	12.84%	15.05%	14.46%	16.75%	17.32%	17.13%	18.46%	19.84%



Lafayette Consolidated Government
2024-25 Adopted Budget
General Governmental Tax Revenues by Source
Last Ten Fiscal Years (Unaudited)
(In Thousands)

	<u>2023</u>	<u>2022</u>	<u>2021</u>	<u>2020</u>	<u>2019</u>	<u>2018</u>	<u>2017</u>	<u>2016</u>	<u>2015</u>	<u>2014</u>
Tax Revenues										
Ad Valorem Taxes-										
City	\$ 30,140	\$ 28,039	\$ 27,503	\$ 28,579	\$ 27,944	\$ 27,765	\$ 27,559	\$ 25,906	\$ 24,571	\$ 24,136
Parish	63,018	57,989	57,530	58,295	61,117	60,257	59,895	54,544	53,415	46,352
Interest and Penalty	132	172	201	153	167	152	139	135	110	103
Franchise Fees	2,503	2,567	2,516	2,481	2,630	2,900	2,894	2,985	2,932	2,987
Fire Insurance Rebate	1,549	1,802	952	947	937	933	1,020	937	1,046	899
Parish Sales Tax	6,991	7,057	6,373	5,305	4,885	4,576	4,573	4,665	5,812	6,676
City Sales Taxes-										
1961 Sales Tax	57,481	55,275	51,263	43,804	44,593	43,181	43,441	43,337	44,695	44,213
1985 Sales Tax	46,737	46,323	43,185	35,892	37,221	36,221	36,575	36,122	37,805	37,533
TIF Districts	1,666	1,547	1,350	1,040	1,138	1,270	1,248	1,525	1,258	1,224
Economic Development Districts	1,613	1,545	1,527	293	-	-	-	-	-	-
Total Tax Revenues	\$211,830	\$202,316	\$192,400	\$176,789	\$180,632	\$177,255	\$177,344	\$170,156	\$171,644	\$164,122



Lafayette Consolidated Government
2024-25 Adopted Budget
Property Tax Rates (Per \$1,000 of Assessed Value)
Direct and Overlapping Governments
Last Ten Fiscal Years (Unaudited)

Fiscal Year	Lafayette City-Parish Consolidated Government				Lafayette Parish School Board				
	Total City of Lafayette	Lafayette Parish		Total Parish	Operating Millage	Debt Millage	Total School Board Millage	Other	Total
	<u>Millage</u>	<u>Operating Millage</u>	<u>Service Millage</u>	<u>Parish Millage</u>					
2014	17.94	24.67	3.00	27.67	33.56	-	33.56	35.09	114.26
2015	17.94	27.28	3.00	30.28	33.56	-	33.56	35.14	116.92
2016	17.94	26.47	2.75	29.22	33.56	-	33.56	35.37	116.09
2017	17.80	27.05	2.75	29.80	33.56	-	33.56	35.06	116.22
2018	17.80	27.05	2.75	29.80	33.56	-	33.56	35.51	116.67
2019	17.80	27.05	2.75	29.80	33.56	-	33.56	36.69	117.85
2020	17.94	25.96	2.00	27.96	33.56	-	33.56	36.70	116.16
2021	17.94	27.285	2.00	29.285	35.94	-	35.94	37.47	120.64
2022	18.19	27.415	1.85	29.265	35.94	-	35.94	24.84	108.24
2023	18.19	27.415	1.85	29.265	35.59	-	35.59	24.84	107.89

Source: Lafayette Parish Tax Assessor - Grand Recapitulation of the Assessment Roll.



Lafayette Consolidated Government
2024-25 Adopted Budget
Parish Property Tax Rates
(Per \$1,000 of Assessed Value)
Last Ten Fiscal Years of Collection (Unaudited)

	<u>2022</u>	<u>2021</u>	<u>2020</u>	<u>2019</u>	<u>2018</u>	<u>2017</u>	<u>2016</u>	<u>2015</u>	<u>2014</u>	<u>2013</u>
Parish Tax	3.25	3.25	3.25	3.05	3.05	3.05	3.05	3.05	3.05	3.05
Parish Tax (Exempted Municipalities)	1.625	1.625	1.625	1.52	1.52	1.52	1.52	1.52	1.52	1.52
Airport Maintenance	1.71	1.71	1.71	1.71	1.58	1.58	1.58	1.71	1.71	1.71
Courthouse & Jail Maintenance	2.51	2.51	2.51	2.34	2.34	2.34	2.34	2.34	2.34	2.34
Road and Bridges	4.47	4.47	4.47	4.17	4.17	4.17	4.17	4.17	4.17	4.17
Health Unit	n/a	n/a	n/a	n/a	n/a	n/a	n/a	0.80	1.61	-
Juvenile Detention Home Maint	1.25	1.25	1.25	1.17	1.17	1.17	1.17	1.17	1.17	1.17
Drainage Maint	3.58	3.58	3.58	3.34	3.34	3.34	3.34	3.34	3.34	3.34
Teche-Vermilion Freshwater	1.41	1.41	1.41	1.41	1.41	1.41	1.41	1.50	1.50	1.45
Detention Correctional Facility	2.21	2.21	2.21	2.06	1.90	1.90	1.90	2.06	2.06	2.06
Public Improvement Bonds (B&I)	1.85	1.85	2.00	2.00	2.75	2.75	2.75	2.75	3.00	3.00
Mosquito Abatement	n/a	n/a	n/a	n/a	n/a	n/a	n/a	1.50	1.50	0.50
School Tax (Constitutional)	4.92	4.92	4.92	4.59	4.59	4.59	4.59	4.59	4.59	4.59
Special School Tax	7.79	7.79	7.79	7.27	7.27	7.27	7.27	7.27	7.27	7.27
Special School Impr Maint Op	5.00	5.35	5.35	5.00	5.00	5.00	5.00	5.00	5.00	5.00
Law Enforcement District	17.36	17.36	17.36	16.79	16.79	16.79	16.79	16.79	16.79	16.79
School-1985 Operation	17.88	17.88	17.88	16.70	16.70	16.70	16.70	16.70	16.70	16.70
Assessment District	1.67	1.67	1.67	1.44	1.56	1.44	1.44	1.56	1.56	1.56
LEDA	1.80	1.80	1.68	1.68	1.68	1.68	1.68	1.82	1.82	1.82
Lafayette Parish Bayou										
Vermilion (B&I)	0.10	0.10	0.10	0.17	0.17	0.17	0.17	-	0.10	0.10
Lafayette Parish Bayou										
Vermilion Maint	0.79	0.79	0.79	0.75	0.75	0.75	0.75	0.75	0.75	0.75
Library	4.88	4.88	4.75	4.75	6.00	6.00	6.00	6.52	6.52	6.52
Health Unit, Mosquito, Etc.	1.98	1.98	2.21	2.21	2.21	3.56	3.56	n/a	n/a	n/a
Storm Water Management	1.18	1.18	1.18	1.10	1.10	n/a	n/a	n/a	n/a	n/a
Parish Roads & Bridges	0.075	0.075	0.075	n/a	n/a	n/a	n/a	n/a	n/a	n/a
Parish Fire Protection	0.405	0.405	0.175	n/a	n/a	n/a	n/a	n/a	n/a	n/a
Cultural Economy	n/a	n/a	n/a	0.25	0.25	n/a	n/a	n/a	n/a	n/a
Sub-District of DDA	15.00	15.00	12.75	12.75	12.75	11.69	11.24	11.24	10.91	10.91
Total	104.695	105.045	102.695	98.22	100.05	98.87	98.42	98.15	98.98	96.32

Source: Lafayette Parish Tax Assessor - Grand Recapitulation of the Assessment Roll.

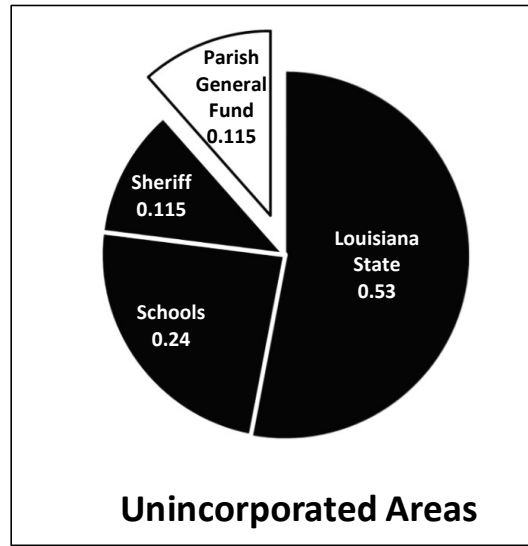
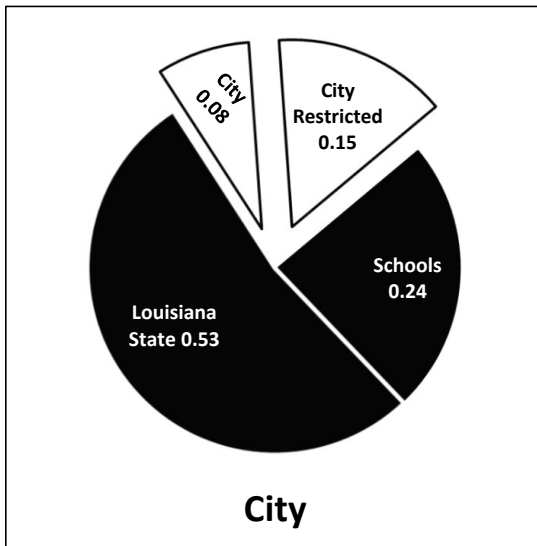
Note: Does not include taxes levied within municipal boundaries.



**Lafayette Consolidated Government
2024-25 Adopted Budget
Governmental Funds Gross Sales Tax Revenue
Last Ten Fiscal Years
(Unaudited)**

Fiscal Year	City Sales Tax 1961 1%	City Sales Tax 1985 1%	TIF Districts 1%	Economic Development Districts 1%	Parish Sales Tax 1%	Total Sales Tax
2014	\$44,212,574	\$ 37,532,841	\$ 1,224,206	\$ -	\$ 6,675,866	\$ 89,645,487
2015	44,694,734	37,804,976	1,258,320	-	5,812,450	89,570,480
2016	43,337,302	36,122,279	1,524,519	-	4,664,950	85,649,050
2017	43,441,278	36,575,353	1,247,517	-	4,573,349	85,837,497
2018	43,181,294	36,221,327	1,269,596	-	4,576,267	85,248,484
2019	44,592,889	37,221,378	1,138,358	-	4,885,224	87,837,849
2020	43,803,676	35,891,764	1,040,443	292,762	5,304,706	86,333,351
2021	51,262,785	43,185,120	1,349,797	1,526,641	6,373,263	103,697,606
2022	55,274,568	46,323,016	1,547,173	1,545,308	7,057,164	111,747,229
2023	57,480,663	46,737,419	1,665,536	1,613,350	6,990,643	114,487,611

Source: Lafayette Parish School System Sales Tax Division







**Lafayette Consolidated Government
2024-25 Adopted Budget
Principal Property Tax Payers - Lafayette Parish
Current Year and Nine Years Ago
(Unaudited)**

Taxpayer	Type of Business	December 31, 2022			December 31, 2013		
		Assessed Value	Rank	Percent of Total Assessed Valuation	Assessed Value	Rank	Percent of Total Assessed Valuation
First Horizon Bank	Financial Services	\$ 23,682,998	1	0.84%	\$ 13,115,578	9	0.59%
Stuller Inc.	Manufacturing	19,522,586	2	0.69%	17,873,808	5	0.80%
Atmos Energy	Natural Gas Utility	15,993,707	3	0.56%	--	--	--
Southwest La Electric (SLEMCO)	Electric Company	15,772,540	4	0.56%	13,637,100	8	0.61%
Entergy Gulf States	Electric Company	14,372,974	5	0.51%	--	--	--
A T & T / Bellsouth	Telecommunications	13,482,306	6	0.48%	22,951,077	2	1.03%
Wal Mart / Sams	Retail Services	13,252,439	7	0.47%	13,996,289	7	0.63%
JP Morgan Chase	Financial Services	12,051,077	8	0.43%	--	--	--
Whitney National Bank	Financial Services	11,928,987	9	0.42%	--	--	--
Home Bank	Financial Services	11,218,273	10	0.40%	--	--	--
Franks Casing	Oilfield Services	--	--	--	40,267,480	1	1.80%
P H I Inc.	Oilfield Services	--	--	--	20,550,805	3	0.92%
Schlumberger	Oilfield Services	--	--	--	18,993,752	4	0.85%
Halliburton	Oilfield Services	--	--	--	17,072,734	6	0.77%
Offshore Energy	Oilfield Services	--	--	--	13,067,493	10	0.59%
Totals		<u>\$ 151,277,887</u>		<u>5.36%</u>	<u>\$ 191,526,116</u>		<u>8.00%</u>
Parish's total assessed value for 2022		<u>\$ 2,832,029,624</u>					
Parish's total assessed value for 2013					<u>\$ 2,231,474,220</u>		

Source: Lafayette Parish Tax Assessor



Lafayette Consolidated Government
2024-25 Adopted Budget
Principal Property Tax Payers - City of Lafayette
Current Year and Nine Years Ago
(Unaudited)

Taxpayer	Type of Business	December 31, 2022			December 31, 2013		
		Assessed Value	Rank	Percent of Total Assessed Valuation	Assessed Value	Rank	Percent of Total Assessed Valuation
First Horizon Bank	Financial Services	\$ 21,161,177	1	1.27%	\$ 11,932,542	5	0.88%
Stuller Inc.	Manufacturing	19,522,586	2	1.17%	17,873,808	3	1.32%
Whitney National Bank	Financial Services	10,440,004	3	0.63%	--	--	--
JP Morgan Chase	Financial Services	10,240,365	4	0.61%	9,711,898	9	0.72%
Entergy Gulf States	Utilities	8,859,320	5	0.53%	--	--	--
Franks Casing	Oilfield Services	8,654,310	6	0.52%	31,456,678	1	2.33%
Home Bank	Financial Services	8,563,430	7	0.51%	--	--	--
A T & T / Bellsouth	Telecommunications	8,274,904	8	0.50%	15,292,409	4	1.13%
Wal-Mart / Sams	Retail Services	8,172,897	9	0.49%	11,307,541	6	0.84%
Capital One Bank	Financial Services	7,662,557	10	0.46%	--	--	--
P H I Inc.	Oilfield Services	--	--	--	20,550,805	2	1.52%
HCA Regional Health System	Medical Services	--	--	--	10,813,714	7	0.80%
Schlumberger	Oilfield Services	--	--	--	10,150,363	8	0.75%
Halliburton	Oilfield Services	--	--	--	6,461,575	10	0.48%
Totals		\$ 111,551,550		6.69%	\$ 145,551,333		10.77%
City's total assessed value for 2022		<u>\$ 1,666,452,773</u>					
City's total assessed value for 2013					<u>\$ 1,351,910,412</u>		

Source: Lafayette Parish Tax Assessor



**Lafayette Consolidated Government
2024-25 Adopted Budget
Property Tax Levies and Collections
Last Ten Fiscal Years (Unaudited)**

Year Ended October 31	Total Tax Levy	Current Tax Collections	Percent of Current Taxes Collected	Delinquent Tax Collections	Total Tax Collections	Percent of Total Tax Collections to Total Tax Levy	Outstanding Delinquent Taxes (1)	Percent of Delinquent Taxes to Total Tax Levy
City of Lafayette (Dollars in thousands)								
2014	\$ 24,172	\$ 24,074	99.59%	\$ 62	\$ 24,136	99.85%	\$ 733	3.03%
2015	24,638	24,565	99.70%	6	24,571	99.73%	800	3.25%
2016	25,993	25,893	99.62%	13	25,906	99.67%	887	3.41%
2017	27,645	27,536	99.61%	22	27,558	99.69%	973	3.52%
2018	27,849	27,759	99.68%	6	27,765	99.70%	1,057	3.80%
2019	27,986	27,910	99.73%	34	27,944	99.85%	1,100	3.93%
2020	28,688	28,559	99.55%	20	28,579	99.62%	1,208	4.21%
2021	27,594	27,443	99.45%	60	27,503	99.67%	1,299	4.71%
2022	28,064	28,000	99.77%	39	28,039	99.91%	1,324	4.72%
2023	30,194	30,124	99.77%	16	30,140	99.82%	1,379	4.57%
Lafayette Parish (Dollars in thousands)								
2014	\$ 46,636	\$ 46,187	99.04%	\$ 81	\$ 46,268	99.21%	\$ 450	0.96%
2015	53,882	53,262	98.85%	65	53,327	98.97%	620	1.15%
2016	55,042	54,052	98.20%	376	54,428	98.88%	989	1.80%
2017	61,047	59,764	97.90%	19	59,783	97.93%	1,283	2.10%
2018	61,515	60,121	97.73%	14	60,135	97.76%	1,394	2.27%
2019	61,755	60,953	98.70%	(9)	60,944	98.69%	802	1.30%
2020	59,159	58,177	98.34%	-	58,177	98.34%	982	1.66%
2021	57,961	57,335	98.92%	60	57,395	99.02%	626	1.08%
2022	58,261	57,842	99.28%	49	57,891	99.36%	419	0.72%
2023	63,261	62,788	99.25%	14	62,802	99.27%	473	0.75%

(1) Includes unpaid taxes from prior years.

Source: Lafayette Parish Tax Assessor



Lafayette Consolidated Government
2024-25 Adopted Budget
Calculation of Legal General Obligation Debt Margin
Last Ten Fiscal Years
(Unaudited)

City of Lafayette						
Fiscal Year	Gross Assessed Value	Any One Purpose	Aggregate All Purpose	Debt Outstanding	Legal Debt Margin	Total General Obligation Debt Applicable to Limitation as a Percentage of Debt Limit
2014	\$1,347,375,057	\$134,737,506	\$471,581,270	\$ -	\$471,581,270	0%
2015	1,373,379,599	137,337,960	480,682,860	-	480,682,860	0%
2016	1,448,878,182	144,887,818	507,107,364	-	507,107,364	0%
2017	1,553,066,806	155,306,681	543,573,382	-	543,573,382	0%
2018	1,564,560,892	156,456,089	547,596,312	-	547,596,312	0%
2019	1,572,295,611	157,229,561	550,303,464	-	550,303,464	0%
2020	1,599,085,838	159,908,584	559,680,043	-	559,680,043	0%
2021	1,538,106,171	153,810,617	538,337,160	-	538,337,160	0%
2022	1,542,822,415	154,282,242	539,987,845	-	539,987,845	0%
2023	1,666,452,773	166,645,277	583,258,471	-	583,258,471	0%

Lafayette Parish					
Fiscal Year	Gross Assessed Value	Any One Purpose	Aggregate All Purpose	Debt Outstanding	Legal Debt Margin
2014	\$2,231,474,220	\$223,147,422	no limit	\$61,820,000	no limit
2015	2,321,605,339	232,160,534	no limit	59,080,000	no limit
2016	2,447,494,074	244,749,407	no limit	56,235,000	no limit
2017	2,641,089,701	264,108,970	no limit	53,290,000	no limit
2018	2,665,288,645	266,528,865	no limit	50,205,000	no limit
2019	2,680,216,083	268,021,608	no limit	46,960,000	no limit
2020	2,750,982,374	275,098,237	no limit	43,555,000	no limit
2021	2,610,448,358	261,044,836	no limit	36,810,000	no limit
2022	2,632,598,034	263,259,803	no limit	33,250,000	no limit
2023	2,832,029,624	283,202,962	no limit	29,510,000	no limit

Louisiana Revised Statutes limit the Parish's General Obligation bonded debt for other purposes to 10% of the assessed valuation of the taxable property for a single purpose with no limit on the number of purposes. The City may issue general obligation bonded debt in excess of 10% of the assessed valuation of the taxable property for any single purpose provided that the aggregate for all such purposes (determined at the time of issuance of the bonds) does not exceed 35% of the assessed valuation of the taxable property of the City.



**Lafayette Consolidated Government
2024-25 Adopted Budget
Outstanding Debt by Type
Last Ten Fiscal Years (Unaudited)
(In Thousands)**

Governmental Activities								
Fiscal Year	City				Parish			
	Sales Tax Revenue	Taxable Refunding Bonds	Certificates of Indebtedness	Leases and Subscriptions	General Obligation			
2014	\$295,431	\$ 37,575	\$ 5,080	\$ -	\$ 63,811			
2015	276,830	35,500	4,750	-	60,932			
2016	252,452	33,345	4,405	-	57,947			
2017	220,701	31,105	4,045	-	54,863			
2018	202,473	28,780	3,670	-	51,639			
2019	215,341	26,365	3,275	-	48,254			
2020	255,102	25,835	2,865	-	44,710			
2021	236,110	25,835	2,435	-	41,060			
2022	218,218	25,835	1,990	279	37,133			
2023	199,671	23,360	1,525	836	33,025			

Fiscal Year	Business Type				Primary Government			
	Utilities Revenue	Communications Revenue	LPPA Revenue	Leases and Subscriptions	Total Primary Government	Percentage of Personal Income	Per Capita	Personal Income (1)
2014	\$266,364	\$ 113,810	\$ 100,162	\$ -	\$ 882,233	7.95%	\$ 4	\$ 11,100
2015	251,835	117,993	96,675	-	844,515	6.95%	4	12,147
2016	236,859	115,846	95,488	-	796,342	6.83%	3	11,668
2017	222,883	110,599	91,621	-	735,817	6.87%	3	10,705
2018	207,533	105,027	87,601	-	686,723	6.17%	3	11,128
2019	260,130	99,294	83,462	-	736,121	6.03%	3	12,205
2020	242,171	93,389	79,236	-	743,308	6.13%	3	12,129
2021	224,055	87,306	74,881	-	691,682	5.34%	3	12,944
2022	200,555	80,806	64,674	1,483	630,973	4.47%	3	14,084
2023	181,885	73,389	60,100	3,644	577,435	3.95%	3	14,615

(1) Source: U.S. Department of Commerce: Bureau of Economic Analysis



Lafayette Consolidated Government
2024-25 Adopted Budget
Ratio of General Bonded Debt
Last Ten Fiscal Years
(Unaudited)

City of Lafayette:

Fiscal Year	Population (2)	Net Assessed Value (1)	Sales Tax Revenue Bonds	Taxable Refunding Bonds	Certificates of Indebtedness	Debt Service Monies Available	Net Bonded Debt	Net Bonded Debt to Assessed Value	Net Bonded Debt per Capita
2014	127,154	\$1,347,375,057	\$295,430,838	\$37,575,000	\$ 5,080,000	\$ 41,881,156	\$296,204,682	21.98%	\$ 2,329
2015	128,551	1,373,379,599	276,830,123	35,500,000	4,750,000	40,779,403	276,300,720	20.12%	2,149
2016	130,422	1,448,878,182	252,451,584	33,345,000	4,405,000	31,728,073	258,473,511	17.84%	1,982
2017	132,272	1,553,066,806	220,701,367	31,105,000	4,045,000	29,303,689	226,547,678	14.59%	1,713
2018	133,942	1,564,560,892	202,473,399	28,780,000	3,670,000	28,487,254	206,436,145	13.19%	1,541
2019	135,737	1,572,295,611	215,341,041	26,365,000	3,275,000	26,771,665	218,209,376	13.88%	1,608
2020	137,309	1,599,085,838	255,101,804	25,835,000	2,865,000	27,311,138	256,490,666	16.04%	1,868
2021	132,892	1,538,106,171	236,109,855	25,835,000	2,435,000	25,986,234	238,393,621	15.50%	1,794
2022	133,727	1,542,822,415	218,217,906	25,835,000	1,990,000	25,872,025	220,170,881	14.27%	1,646
2023	133,727	1,659,936,366	199,670,958	23,360,000	1,525,000	24,661,502	199,894,456	12.04%	1,495

Lafayette Parish:

Fiscal Year	Population (2)	Net Assessed Value (1)	Gross General Obligation Bonds	Certificates of Indebtedness	Debt Service Monies Available	Net General Obligation Bonds	Net Bonded Debt to Assessed Value	Net Bonded Debt per Capita
2014	230,847	\$1,872,986,907	\$ 63,810,983	\$ -	\$ 3,826,722	\$ 59,984,261	3.20%	\$ 260
2015	238,586	1,958,174,846	60,931,661	-	4,248,120	56,683,541	2.89%	238
2016	240,560	2,081,902,895	57,947,340	-	4,492,786	53,454,554	2.57%	222
2017	242,231	2,259,086,547	54,863,019	-	5,166,277	49,696,742	2.20%	205
2018	241,894	2,276,953,641	51,638,697	-	5,909,647	45,729,050	2.01%	189
2019	244,056	2,286,166,528	48,254,376	-	6,805,198	41,449,178	1.81%	170
2020	245,191	2,349,992,652	44,710,054	-	6,054,734	38,655,320	1.64%	158
2021	243,446	2,202,052,148	41,060,496	-	5,528,143	35,532,353	1.61%	146
2022	244,709	2,214,956,938	37,132,910	-	4,332,299	32,800,611	1.48%	134
2023	244,709	2,406,155,428	33,025,323	-	3,821,357	29,203,966	1.21%	119

Notes:

- (1) Assessed value is net after homestead exemption and miscellaneous adjustments.
- (2) Louisiana Department of the Treasury (2023 population estimates remain unchanged due to the official estimate not being available).



**Lafayette Consolidated Government
2024-25 Adopted Budget
Computation of Direct & Overlapping Debt
October 31, 2023
(Unaudited)**

Governmental Unit	Debt Outstanding	Estimated Percentage Applicable	Amount Applicable to Primary Government
Direct:			
Lafayette Parish Government	\$ 33,025,323	100%	\$ 33,025,323
City of Lafayette	225,391,863	100%	225,391,863
Total Direct:	258,417,186		258,417,186
Overlapping:			
Lafayette Parish School Board	406,231,713	100%	406,231,713
Underlying:			
City of Broussard	15,510,504	6.08%	962,740
City of Carencro	12,710,000	4.66%	627,288
City of Scott	18,057,293	3.49%	586,937
Town of Youngsville	59,380,000	7.05%	2,895,415
Total Underlying:	\$ 105,657,797		5,072,380
Total overlapping debt			412,583,528
City of Lafayette/Lafayette Parish direct debt			258,417,186
Total Direct and Overlapping Debt			\$ 671,000,714
Population (1)			
City of Lafayette	133,727	54.65%	
City of Broussard	14,873	6.08%	
City of Carencro	11,392	4.66%	
Town of Duson	1,365	0.56%	
City of Scott	8,549	3.49%	
Town of Youngsville	17,258	7.05%	
Unincorporated Parish	57,545	23.52%	
Lafayette Parish	244,709		

The percentage of overlapping debt applicable is estimated using population. Application percentages were estimated by determining the portion of Municipalities population within the Parish's boundaries and dividing it by the Parish's total population.

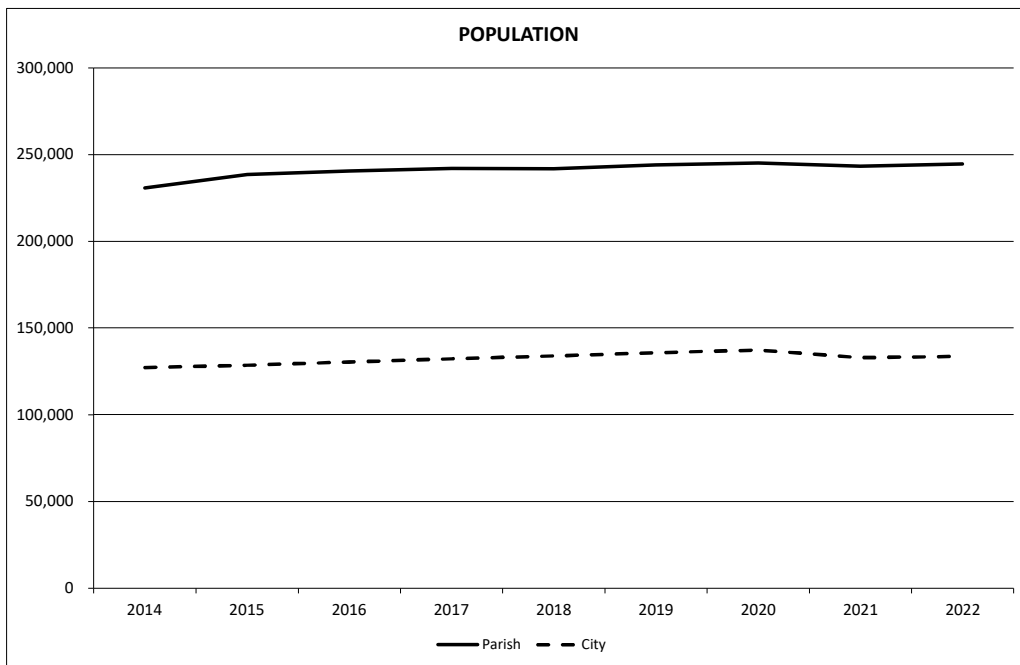
(1) Louisiana Department of Treasury (The 2023 estimates were not available; therefore the 2022 estimates were reported).



Fiscal Year	City of Lafayette			Lafayette Parish				Public Schools (3)
	Estimated Population (4)	Median Age (2)	Unemployment Rate (1)	Estimated Population (4)	Estimated Per Capita Income (5)	Median Age (2)	Unemployment Rate (1)	Enrollment
2014	127,154	35.3	4.4	230,847	48,000	34.4	4.2	30,056
2015	128,551	35.4	5.7	238,586	51,545	34.6	5.6	29,986
2016	130,422	35.7	6.2	240,560	48,734	34.9	6.3	29,555
2017	132,272	35.8	5.5	242,231	44,347	34.9	5.5	29,612
2018	133,942	36.3	4.8	241,894	45,892	35.1	4.3	30,264
2019	135,737	37.4	4.7	244,056	50,273	36.2	4.3	30,348
2020	137,309	37.9	7.9	245,191	49,629	36.7	7.6	30,996
2021	132,892	35.6	3.7	243,446	52,507	35.8	3.4	31,403
2022	133,727	35.6	3.9	244,709	52,507	35.8	2.5	31,261
2023	133,727	36.8	3.4	244,709	58,963	36.6	3.2	30,329

NOTES:

- (1) Louisiana Department of Labor
- (2) Lafayette Economic Development Authority
- (3) Louisiana Department of Education
- (4) Louisiana Department of the Treasury (2023 population estimates remain unchanged due to the official estimate not being available).
- (5) Bureau of Economic Analysis
- (6) Personal Income can be found on the Outstanding Debt by Type table.





**Lafayette Consolidated Government
2024-25 Adopted Budget
Principal Employers
Current & Nine Years Ago
(Unaudited)**

Employer	2023			2014		
	Employees	Rank	% of Total Employment	Employees	Rank	% of Total Employment
Ochsner Lafayette General	4,678	1	3.52%	4,026	2	3.58%
Lafayette Parish School System	4,198	2	3.16%	4,586	1	4.08%
Our Lady of Lourdes Regl Med	3,004	3	2.26%	1,533	8	1.36%
University of Louisiana-Lafayette	2,516	4	1.90%	2,006	5	1.79%
Lafayette Consolidated Government	2,201	5	1.66%	2,500	4	2.22%
Stuller Inc.	1,533	6	1.16%	1,210	10	1.08%
Amazon	1,300	7	0.98%	-	-	-
Walmart Companies	1,200	8	0.90%	1,642	7	1.46%
Lafayette Parish Government (not part of LCG)*	824	9	0.62%	-	-	-
LHC Group Inc	779	10	0.59%	-	-	-
Wood Group Production Services	-	-	-	2,990	3	2.66%
WHC Inc.	-	-	-	1,700	6	1.51%
Schlumberger	-	-	-	1,244	9	1.11%

Source: Lafayette Economic Development Authority

*Note: Lafayette Parish Government (not part of LCG) includes Clerk of Court, Assessor, and Sheriff's Offices.



Lafayette Consolidated Government
2024-25 Adopted Budget
Capital Asset Statistics by Function
Last Ten Fiscal Years
(Unaudited)

	Fiscal Year Ended October 31									
	2023	2022	2021	2020	2019	2018	2017	2016	2015	2014
Public Safety:										
Number of Police Stations	4	4	5	4	3	4	3	3	3	3
Number of Patrol Units	258	252	231	237	253	248	232	223	222	207
Number of Fire Stations	14	13	13	14	14	14	14	14	13	13
Number of Volunteer Fire Departments	7	7	7	7	7	7	7	7	7	7
Public Works:										
Miles of Streets	1,355	1,349	1,346	1,343	1,332	1,331	1,339	1,333	1,324	1,026
Miles of Drainage Coulees	871	871	871	871	871	871	871	950	950	944
Number of Bridges	201	198	262	261	400	392	392	392	392	392
Number of Street Lights	21,590	21,065	20,706	21,138	17,486	17,486	17,366	16,943	16,860	16,948
Parks and Recreation:										
Number of Community Centers	10	10	10	10	10	10	10	10	10	10
Number of Parks	29	27	27	35	35	35	35	35	35	35
Acres of Parks	1,191	1,155	1,201	1,314	1,314	1,314	1,314	1,314	1,292	1,292
Number of Golf Courses	3	3	3	3	3	3	3	3	3	3
Number of Swimming Pools	4	4	4	4	4	4	4	4	4	4
Number of Tennis Courts	53	53	49	55	55	55	55	55	55	55
Number of Ball Fields	74	85	69	113	113	113	113	113	120	120
Library:										
Number of Locations	9	9	9	9	9	9	9	9	9	10
Electric System:										
Miles of Transmission Lines	47	47	47	47	47	47	47	47	45	45
Miles of Distribution Lines	1,047	1,036	1,028	1,011	1,011	1,000	992	988	976	964
Sewerage System:										
Miles of Sanitary Sewers	701	701	688	692	673	665	659	649	649	637
Number of Treatment Plants	4	4	4	4	4	4	4	4	4	4
Water System:										
Miles of Water Mains	1,007	999	992	986	976	962	905	899	889	905
Number of Fire Hydrants	6,817	6,737	6,672	6,614	6,546	6,466	6,423	6,404	6,314	6,263

Source: Various LCG Departments



	Fiscal Year Ended October 31,			
	2023	2022	2021	2020
General Government:				
Number of Commercial Construction Permits	57	27	32	35
Value of Commercial Construction Permits (1)	230,728	114,946	67,466	56,262
Number of Residential Construction Permits	690	700	992	717
Value of Residential Construction Permits (1)	166,234	180,344	260,518	203,608
Public Safety:				
Number of Police Personnel and Officers	318	320	323	327
Number of Physical Arrests	9,135	5,063	4,172	5,337
Number of Traffic Violations	15,890	13,774	13,025	15,022
Number of Parking Violations	3,212	5,737	5,585	4,599
Number of Fire Personnel and Officers	285	285	285	285
Number of Calls Answered (Fire Department)	9,544	9,312	9,856	8,585
Number of Fire Inspections Conducted	2,948	2,268	2,566	2,101
Library:				
Items Checked Out	1,824,984	1,848,685	1,906,403	1,941,346
Number of Reference Inquiries	136,123	132,482	133,508	122,080
Computer Uses	173,579	175,133	158,894	182,076
Visits to a Library	788,290	755,110	666,279	740,556
Electric System:				
Number of Meters in Service	71,521	77,308	70,096	69,364
Daily Average Consumption in Kilowatt Hours	5,608,726	5,429,540	5,368,120	5,252,163
Maximum Capacity of Plants in Kilowatts	200,000	200,000	200,000	200,000
Sewerage System:				
Number of Service Connections	47,115	47,115	46,380	45,942
Daily Average Treatment in Gallons	13,800,000	14,210,000	15,350,000	15,180,000
Maximum Daily Capacity of Treatment Plant in Gallons	18,500,000	18,500,000	18,500,000	18,500,000
Water System:				
Number of Service Connections	59,722	58,735	58,120	57,693
Daily Average Consumption in Gallons	25,800,000	23,000,000	23,000,000	22,824,000
Maximum Daily Capacity of Plant in Gallons	51,600,000	49,110,000	49,100,000	49,100,000

Notes:

(1) Reported In Thousands

Source: Various LCG Departments

Lafayette Consolidated Government
2024-25 Adopted Budget
Operating Indicators by Function
Last Ten Fiscal Years
(Unaudited)

Fiscal Year Ended October 31,					
2019	2018	2017	2016	2015	2014
47	41	44	52	60	61
151,282	119,684	52,971	80,107	110,424	159,197
511	571	633	628	865	992
140,515	151,186	157,303	133,026	209,421	242,310
334	332	321	314	306	306
9,141	9,475	10,200	10,816	10,508	10,357
13,713	15,915	20,411	24,407	23,531	21,030
8,786	13,727	11,918	9,140	9,771	7,916
285	285	285	285	284	273
8,653	8,359	11,945	8,728	8,135	8,174
2,615	2,102	2,641	2,596	2,708	2,958
2,341,408	2,225,960	1,758,657	1,770,496	1,771,388	1,784,778
150,203	154,681	169,610	168,617	123,288	118,866
386,776	425,083	401,807	507,968	388,062	362,124
1,141,287	953,579	981,111	961,280	860,767	846,108
68,495	67,243	66,860	66,324	65,846	65,262
5,491,260	5,566,705	5,426,447	5,556,013	5,617,628	5,762,041
200,000	200,000	200,000	485,000	485,000	485,000
45,436	45,034	44,269	43,521	43,949	43,068
14,600,000	15,800,000	16,800,000	15,720,000	16,500,000	15,010,000
18,500,000	18,500,000	18,500,000	18,500,000	18,500,000	18,500,000
57,173	56,870	56,475	56,055	55,554	55,066
19,420,000	20,125,000	22,258,000	21,740,000	22,900,000	22,000,000
46,700,000	47,700,000	55,240,000	50,600,000	50,900,000	51,000,000