


for the year ended October 31, 2020

COMPREHENSIVE ANNUAL FINANCIAL REPORT



Lafayette
CONSOLIDATED GOVERNMENT

The consolidated government of the City of Lafayette and the Parish of Lafayette, Louisiana

COMPREHENSIVE ANNUAL FINANCIAL REPORT



Lafayette

Innovation with an accent.

Lafayette City-Parish Consolidated Government
Lafayette, Louisiana

For the Fiscal Year Ended
October 31, 2020

Prepared by: Office of Finance & Management
Lorrie R. Toups, CPA, Chief Financial Officer



Lafayette

CONSOLIDATED GOVERNMENT

LAFAYETTE CITY-PARISH CONSOLIDATED GOVERNMENT

Lafayette, Louisiana

Comprehensive Annual Financial Report
For the Fiscal Year Ended October 31, 2020

TABLE OF CONTENTS

	<u>Page(s)</u>
I. Introductory Section	
Letter of Transmittal.....	vii-xv
Certificate of Achievement for Excellence in Financial Reporting.....	xvi
Listing of Principal Elected and Administrative Officials.....	xvii
Organizational Chart.....	xviii
Office of Finance & Management Organizational Chart.....	xix
II. Financial Section	
Independent Auditor's Report.....	1-3
Management's Discussion and Analysis.....	4-15
Basic Financial Statements	
Government-Wide Financial Statements	
Statement of Net Position.....	17
Statement of Activities.....	18
Fund Financial Statements	
Governmental Funds:	
Balance Sheet.....	19
Reconciliation of the Governmental Funds Balance Sheet to the Statement of Net Position.....	20
Statement of Revenues, Expenditures, and Changes in Fund Balances.....	21
Reconciliation of the Statement of Revenues, Expenditures, and Changes in Fund Balances of Governmental Funds to the Statement of Activities.....	22
Proprietary Funds:	
Statement of Net Position.....	24-25
Reconciliation of the Proprietary Funds Statement of Net Position to the Statement of Net Position.....	26
Statement of Revenues, Expenses, and Changes in Fund Net Position.....	27
Reconciliation of the Statement of Revenues, Expenses, and Changes in Fund Net Position of Proprietary Funds to the Statement of Activities.....	28
Statement of Cash Flows.....	29-30
Fiduciary Funds:	
Statement of Fiduciary Net Position.....	32
Statement of Changes in Fiduciary Net Position.....	33
Discretely Presented Component Units:	
Combining Statement of Net Position.....	34
Combining Statement of Activities.....	35
Notes to the Basic Financial Statements Index.....	37
Notes to the Basic Financial Statements	38-99

LAFAYETTE CITY-PARISH CONSOLIDATED GOVERNMENT

Lafayette, Louisiana

Comprehensive Annual Financial Report

For the Fiscal Year Ended October 31, 2020

TABLE OF CONTENTS

	<u>Page(s)</u>
Required Supplementary Information	
Combined Budgetary Comparison Schedule – General Fund.....	101
Schedule of Changes in Total OPEB Liability and Related Ratios	102
Schedule of Employer's Share of Net Pension Liability.....	103
Schedule of Employer Contributions.....	104
Notes to the Required Supplementary Information.....	105-106
Other Supplementary Information	
General Funds:	
Combining Balance Sheet	107
Combining Statement of Revenues, Expenditures, and Changes in Fund Balances.....	108
Budgetary Comparison Schedule – City of Lafayette.....	109
Budgetary Comparison Schedule – Detail of Expenditures: City of Lafayette.....	110-119
Budgetary Comparison Schedule – Lafayette Parish.....	121
Budgetary Comparison Schedule – Detail of Expenditures: Lafayette Parish.....	122-125
Nonmajor Governmental Funds:	
Combining Balance Sheet - By Fund Type.....	126
Combining Statement of Revenues, Expenditures, and Changes in Fund Balances.....	127
Nonmajor Special Revenue Funds -	
Fund Descriptions.....	129-132
Combining Balance Sheet	134-141
Combining Statement of Revenues, Expenditures, and Changes in Fund Balances.....	142-149
Schedule of Revenues, Expenditures, and Changes in Fund Balance - Budget (GAAP Basis) and Actual:	
Road and Bridge Maintenance.....	150
Parishwide Drainage Maintenance.....	151
Adult Correctional Facility Maintenance.....	152
Courthouse and Jail Maintenance.....	153
Juvenile Detention Home Maintenance.....	154
Combined Public Health.....	155
Health Unit Maintenance.....	156
Mosquito Abatement and Control.....	157
Storm Water Management.....	158
Cultural Economy.....	159
Parishwide Street, Drainage, and Bridge.....	160
Parishwide Parks and Recreation.....	161

LAFAYETTE CITY-PARISH CONSOLIDATED GOVERNMENT

Lafayette, Louisiana

Comprehensive Annual Financial Report

For the Fiscal Year Ended October 31, 2020

TABLE OF CONTENTS

	<u>Page(s)</u>
Lafayette Parish Public Library.....	162
Municipal Transit System.....	163
Recreation and Parks.....	164
Golf Courses.....	165
Lafayette Development and Revitalization.....	166
Natural History Museum and Planetarium.....	167
Heymann Performing Arts Center.....	168
Animal Shelter and Care Center.....	169
Parking Program.....	170
Codes and Permits.....	171
Coroner's Expense.....	172
War Memorial.....	173
Criminal Court.....	174
Justice Department Federal Equitable Sharing.....	175
Traffic Safety.....	176
Narcotics Seized/Forfeited Property.....	177
1961 Sales Tax Trust.....	178
1985 Sales Tax Trust.....	179
TIF Sales Tax Trusts.....	180
Downtown Lafayette EDD.....	181
University Gateway EDD.....	182
Trappey EDD.....	183
Northway EDD.....	184
Holy Rosary Institute EDD.....	185
Community Development Grants.....	186
Federal Transportation and Planning Grants.....	187
Other Federal Grants.....	188-189
Other State Grants.....	190
Other Grants.....	191
 Nonmajor Debt Service Funds -	
Fund Descriptions.....	193
Combining Balance Sheet.....	194-195
Combining Statement of Revenues, Expenditures, and Changes in Fund Balances.....	196-197
Schedule of Revenues, Expenditures, and Changes in Fund Balance - Budget (GAAP Basis) and Actual:	
1961 Sales Tax Bonds Sinking Fund.....	198
1961 Sales Tax Bonds Reserve Fund.....	199
1985 Sales Tax Bonds Sinking Fund.....	200
1985 Sales Tax Bonds Reserve Fund.....	201
Contingencies Sinking Fund.....	202
Certificates of Indebtedness, Series 2011 Sinking Fund.....	203
Limited Tax Refunding Bonds Sinking Fund.....	204

LAFAYETTE CITY-PARISH CONSOLIDATED GOVERNMENT

Lafayette, Louisiana

Comprehensive Annual Financial Report

For the Fiscal Year Ended October 31, 2020

TABLE OF CONTENTS

	Page(s)	Table
Nonmajor Capital Projects Funds -		
Fund Descriptions.....	205	
Combining Balance Sheet.....	206	
Combining Statement of Revenues, Expenditures, and Changes in Fund Balances.....	207	
Schedule of Expenditures Compared to Capital Budget: City Combined Bond Construction.....	208-209	
Nonmajor Enterprise Funds:		
Fund Descriptions.....	211	
Combining Statement of Net Position.....	212	
Combining Statement of Revenues, Expenses, and Changes in Fund Net Position.....	213	
Combining Statement of Cash Flows.....	214	
Internal Service Funds:		
Fund Descriptions.....	215	
Combining Statement of Net Position.....	216	
Combining Statement of Revenues, Expenses, and Changes in Fund Net Position.....	217	
Combining Statement of Cash Flows.....	218	
Fiduciary Funds:		
Fund Descriptions.....	219	
Combining Statement of Assets and Liabilities - Agency Funds.....	220	
Combining Statement of Changes in Assets and Liabilities - Agency Funds.....	221	
Nonmajor Discretely Presented Component Units:		
Combining Statement of Net Position.....	222-223	
Combining Statement of Activities.....	224-225	
Statement of Revenues, Expenses, and Changes in Fund Net Position – Utilities System Fund.....	227	
III. Statistical Section (Unaudited)		
Statistical Section Index.....	229	
Financial Trends -		
General Governmental Revenues by Source, Last Ten Fiscal Years.....	230-231	1
General Governmental Expenditures by Function, Last Ten Fiscal Years.....	232-233	2
Net Position by Component, Last Ten Fiscal Years.....	234-235	3
Changes in Net Position, Last Ten Fiscal Years.....	236-239	4
Fund Balances, Governmental Funds, Last Ten Fiscal Years.....	240-241	5
Changes in Fund Balances of Governmental Funds, Last Ten Fiscal Years.....	242-243	6
Revenue Capacity -		
General Governmental Tax Revenues by Source, Last Ten Fiscal Years.....	244-245	7

LAFAYETTE CITY-PARISH CONSOLIDATED GOVERNMENT

Lafayette, Louisiana

Comprehensive Annual Financial Report
For the Fiscal Year Ended October 31, 2020

TABLE OF CONTENTS

Table with 3 columns: Description, Page(s), and Table. Includes sections like Assessed and Estimated Actual Value of Taxable, Debt Capacity, Demographic and Economic Information, and Operating Information.

IV. Single Audit Section

Table with 2 columns: Description and Page(s). Includes items like Independent Auditor's Report on Internal Control Over Financial Reporting and on Compliance and Other Matters Based on an Audit of Financial Statements.



Lafayette

CONSOLIDATED GOVERNMENT

Introductory Section



Chief Financial Officer

April 19, 2021

Mayor-President Joshua S. Guillory
Members of the City and Parish Councils
Citizens of Lafayette Parish, Louisiana

Dear Mayor-President, Members of the City and Parish Councils, and Citizens of Lafayette Parish:

Pursuant to Louisiana State Statutes and the Home Rule Charter, I am pleased to submit the Comprehensive Annual Financial Report for Lafayette City-Parish Consolidated Government for the fiscal year ended October 31, 2020. The Home Rule Charter requires that the City and Parish Councils jointly provide an annual independent post fiscal year audit and such additional audits, as it deems necessary, of the accounts and other evidence of financial transactions of the Consolidated Government including those of all Consolidated Government departments, offices, or agencies. The City and Parish Councils jointly shall designate an independent auditor to make such audits.

The Accounting Division of the Office of Finance and Management prepared this report in accordance with generally accepted accounting principles (GAAP). We believe the data, as presented, is accurate in all material respects; that it is presented in a manner designed to set forth fairly the financial position and results of operations of the City-Parish as measured by the financial activities of its various funds and the entity-wide presentation; and that all disclosures necessary to enable readers to gain an understanding of City-Parish financial affairs have been included. Responsibility for the accuracy of the presented data and the completeness and fairness of the presentation, including all disclosures, rests with the local government.

Lafayette City-Parish Consolidated Government's financial statements have been audited by Kolder, Slaven & Company, LLC, a firm of licensed, independent, certified public accountants designated jointly by the City and Parish Councils. The goal of the independent audit was to provide reasonable assurance that the financial statements are free of material misstatement. The independent audit involved examining, on a test basis, evidence supporting the amounts and the disclosures in the financial statements; assessing the accounting principles used and significant estimates made by management; and evaluating the overall financial statement presentation. The independent auditors concluded, based upon the audit, that there was a reasonable basis for rendering an unmodified opinion that Lafayette City-Parish Consolidated Government's financial statements for the fiscal year ended October 31, 2020 are fairly presented in conformity with GAAP. The independent auditor's report is presented as the first document of the Financial Section of this report.

Lafayette City-Parish Consolidated Government (LCG) is required to undergo an annual single audit in conformance with the audit requirements of the Title 2 U.S. Code of Federal Regulations Part 200, *Uniform Administrative Requirements, Cost Principles, and the Audit Requirements for Federal Awards* (Uniform Guidance). Information related to this single audit including the Schedule of Expenditures of Federal Awards, findings and recommendations, and the independent auditor's reports on the internal control structure and compliance with applicable laws and regulations is presented within the Single Audit Section immediately following the Statistical Section of this report.

Management’s Discussion and Analysis (MD&A) immediately follows the independent auditor’s report and provides a narrative introduction, overview, and analysis of the basic financial statements. This letter of transmittal is designed to complement the MD&A and should be read in conjunction with it.

Profile of the Government

The City of Lafayette, Louisiana is the parish seat of the Parish of Lafayette. The 2020 estimated population of the City is 135,737 and the Parish is 244,056. The region was settled in 1763 by exiled Acadians from Nova Scotia (commonly called Cajuns). The Parish was created on January 17, 1823 and covers a total of 277 square miles. The City of Lafayette was originally founded as Vermilionville in 1821 and later renamed Lafayette in 1884. The City was incorporated in 1914. The Parish is located in the heart of Acadiana, an eight parish area in the center of southern Louisiana between New Orleans and Houston. French, Creole, and Acadian culture, handwork and traditions are very much in evidence in and around the region and both French and English languages are still spoken. An estimated 11.1% of the Parish population speaks both French and English.



Prior to January 2020, the governing authority of LCG was the Lafayette City-Parish Council, consisting of nine members elected from nine single member districts. By a general vote of Lafayette citizens, effective January 6, 2020, this Council was replaced by two separate councils consisting of five members each. The Lafayette City Council serves as the governing authority for the City of Lafayette. The Lafayette Parish Council serves as the governing authority for the Parish of Lafayette. The City Council and Parish Council, jointly, serve as the governing authority for Lafayette City-Parish Consolidated Government. The LCG chief executive is the Mayor-President. LCG’s governance structure is by home rule charter which, in its current form, was voted on by the citizenry in 1992. Although the governments were consolidated in 1996, the Home Rule Charter states that “The City of Lafayette shall continue to exist as a legal entity... and shall exercise all powers granted by general state law and the state constitution for municipalities of the same population class.” The Charter also states that all fees, charges, and taxes levied by Lafayette Parish and the City of Lafayette shall continue to be levied by the City-Parish Government for purposes and services as prior to consolidation until changed by the appropriate Council(s) having legislative power over the subject matter of the fees, charges, and/or taxes, or by a vote of the people when a vote is required for tax purposes; therefore, after consolidating administration and operations of the two governments, LCG continues to maintain separate accounts for the City of Lafayette and Parish funds.

Lafayette City-Parish Consolidated Government provides a wide range of services including public safety, highways and streets, sanitation, airports, transportation, recreational activities, general administration functions, and other general governmental services. It also provides fiber optic networking services through LUSFiber. Lafayette Utilities System (LUS), a department of LCG, provides electric, water, and wastewater services that are amongst the lowest priced in the state.

Mission Statement

The mission of Lafayette City-Parish Consolidated Government is to enhance the quality of life of our community by providing high-quality; cost-effective services that meet the needs and expectations of the public.

Accomplishments

- The Office of Finance and Management earned LCG’s seventh Government Finance Officers Association Distinguished Budget Presentation Award for the FY 2020 budget document.

- The Planning Division of the Department of Development and Planning was awarded a 10-million-dollar BUILD (Better Utilizing Investments to Leverage Development) grant to fund the redevelopment of the University Avenue corridor.
- The International Center retained its position as the Louisiana representative in the Regional Export Promotion Program (REPP) of the Export-Import Bank of the United States (EXIM Bank) in 2020.
- Public Works successfully performed and managed the emergency debris removal for Hurricanes Laura and Delta totaling 418,891 yards of debris.
- The IS&T Department launched the second phase of 311 Lafayette Services. Through 311 Lafayette Services, citizens can submit non-emergency service requests and find related information in one, easy-to-access location. The second phase included service requests for the Lafayette Animal Shelter and Care Center and the Public Works Department. The additions have enhanced LCG's responsive to citizens' online requests to report issues or concerns.

Budgetary Control

The fiscal year for Lafayette City-Parish Consolidated Government is November 1 through October 31. The Home Rule Charter requires that at least ninety days prior to the beginning of each fiscal year, an operating budget and a capital improvement budget be submitted to the City Council and the Parish Council. The Clerk of the Council then publishes a joint public hearing notice at least ten days prior to the date the budget is presented to the public for a formal public hearing. The notice is required to include a general summary of the proposed budget, the times and places where copies of the budget are available for public inspection, and the location, date, and time of the joint public hearing.

The annual budget serves as a policy document, a financial plan, an operations guide, and a communications device for Lafayette City-Parish Consolidated Government. It is the foundation for LCG's allocation of resources toward service delivery plans for the coming fiscal year. The budget is reported using the current financial resources measurement focus and is consistent with generally accepted accounting principles as applied to governmental units. Appropriations define the cash limits that cannot be exceeded. No reference is given to when revenues are earned or expenses are incurred. For budgetary purposes, these items are only recognized when received or paid. Non-cash items such as depreciation and amortization are not budgeted.

Conversely, the government-wide, proprietary and fiduciary fund financial statements are reported using the economic resources measurement focus and the modified accrual basis of accounting. Revenues are recorded when earned and expenses are recorded when a liability is incurred, regardless of the timing of related cash flows. Nonexchange transactions in which the government gives (or receives) value without directly receiving (or giving) equal value in exchange include property taxes, grants, and entitlements. On an accrual basis, property taxes are recognized in the year for which the taxes are levied. Revenue from grants, entitlements, and donations are recognized in the fiscal year in which all eligibility requirements have been satisfied.

Local Economy

The business base of the Parish includes energy services, manufacturing, health care, transportation and distribution, education, information technology, finance, tourism, and other service-related industries. The population in Lafayette's trade market is over 600,000 people with over a million tourists visiting the area each year. More than twenty percent of the retail dollars spent in the Parish come from visitors outside the Parish's borders.

Sales taxes make up one of the largest parts of local revenues and are usually restricted (dedicated) to specific uses by the voters. Currently, residents are charged a total of eight point forty-five percent (8.45%) sales tax, with the exception of TIF districts. Lafayette City-Parish Consolidated Government has a two percent (2%) general sales and use tax for the City of Lafayette and a one percent (1%) general sales and use tax for the Parish of Lafayette. In 2020, total retail sales reached \$6.43 billion, the highest year on record.

Proceeds of the 1961 one percent (1%) general sales and use tax levied by the City of Lafayette are dedicated to capital improvements such as street improvements, building construction, drainage, and any other work of permanent public improvement. Proceeds of the 1985 one percent (1%) general sales and use tax levied by the City of Lafayette are dedicated to capital improvements for streets and drainage. Both the 1961 and 1985 general sales and use taxes are dedicated to supplementing the revenues of the City's General Fund after providing the debt service on outstanding bonds, provided that such an amount cannot exceed 35% of the annual sales tax revenues.

Lafayette Parish is authorized by the voters of the Parish to levy and collect one percent (1%) general sales and use tax on a parish-wide basis except for territory located within the boundaries of any incorporated municipality situated within the Parish. The net proceeds of the sales tax are deposited in the Parish General Fund for general expenditures.

Between fiscal year 2019 and 2020, total sales tax revenues decreased by \$1,797,260. The decrease in retail sales is attributable to the COVID-19 pandemic.

In response to the COVID-19 pandemic, national and State emergency declarations are in effect, resulting in significant reductions in business, travel, and other economic activity.

The five year trend for sales tax at the fund level has been as follows:

Fiscal Year	City-1961	City-1985	Parish	TIF MM103	Total
2016	\$43,337,302	\$36,122,279	\$4,664,950	\$1,524,519	\$85,649,050
2017	\$43,441,278	\$36,575,353	\$4,573,349	\$1,247,517	\$85,837,497
2018	\$43,181,294	\$36,221,327	\$4,576,267	\$1,269,596	\$85,248,484
2019	\$44,592,889	\$37,221,378	\$4,885,224	\$1,138,358	\$87,837,849
2020	\$43,803,676	\$35,891,764	\$5,304,706	\$1,040,443	\$86,040,589

For further information regarding sales taxes, please refer to the Statistical Section that immediately follows the Financial Section of this report.

In October of 2020, the unemployment rate for Lafayette Parish was 7.6%, above the national average of 6.6% and below the state's rate of 9.9%. The per capita income is \$49,629 with an average single family home price of \$239,090.

The Lafayette Parish School System includes 45 schools, 25 elementary schools, 12 middle schools, and 8 high schools. Included in the system are magnet academies, foreign language immersion curriculums, and gifted and talented programs. Lafayette is also home to the University of Louisiana at Lafayette (UL Lafayette) which is part of the University of Louisiana System. The University is the second largest university in Louisiana with over 19,000 students. UL Lafayette offers bachelors, masters, and doctoral degrees in curriculums ranging from the humanities to hard sciences. It is one of the top-ranked universities in the south.

Major Initiatives

Mayor-President Josh Guillory's administration places a focus on returning to the core functions of government, such as providing infrastructure and safety to its citizens while maintaining a healthy balanced budget. A "do more with less" attitude prevents overspending and encourages creative problem-solving in government. Major initiatives of Mayor-President Josh Guillory's administration include: fixing drainage issues, providing a safe and enjoyable environment for citizens, repairing, maintaining and developing infrastructure, growing the economy through diversification and improving overall quality of life for the people that Lafayette Consolidated Government serves.

- **Drainage** – In early 2020, the Public Works Department was divided into the three separate departments; Public Works, Drainage, and Traffic, Roads, & Bridges. The Department of Drainage was made separate from Public Works to increase transparency, accountability and efficiency within the department. A multi-faceted approach to drainage has been instituted that includes community outreach, maintenance and development. Public outreach assists in determining key areas of interest within the Parish. Maintenance includes: roadside excavation, coulee outfall excavation, repairs and installation of subsurface drainage and catch basins, subsurface pipe rehabilitation, culvert flushing and the removal of blockages. The development of storm water retention/detention facilities along major channels and laterals throughout the Parish will also assist in mitigating the drainage issues within the Parish.
- **Public Safety** – It is essential for a government to ensure the safety of its citizens. Having well-supplied and well-funded police and fire departments are essential for the protection of life and property. The COVID-19 public health emergency emphasized this need. Police and fire assistance has been an essential part of Lafayette Consolidated Government’s response to COVID-19. In addition to their usual duties, officers worked with public health officials and the public to ensure that businesses and individuals were in compliance with COVID-19 guidelines. Through these procedures businesses were able to open safely while working to slow the spread of the virus.
- **Infrastructure** – The maintenance, revitalization and development of critical infrastructure are crucial to the success of the City and Parish. Infrastructure boosts commerce, supports businesses, connects cities and creates opportunities for struggling businesses and communities. Lafayette Consolidated Government is investing in its infrastructure beginning with its roads. The Traffic, Roads and Bridges Department was created from the Public Works Department to increase transparency, accountability and efficiency within the department. This department focuses on improving/maintaining the roads within the Parish as well as mitigating traffic. Technology, such as road sensors, are being utilized to assist with these measures. This maintenance extends to structures as well. Once revitalized and deemed safe, reintroducing the Buchanan Garage back into commerce is another goal of the Guillory administration. This garage will allow for more parking downtown and increased commerce for the area. The process for developing in Lafayette will also be amended to be more inviting to businesses.
- **Economic Growth & Diversification** – In addition to being an energy hub, in the past 25 years Lafayette has diversified by positioning itself as a medical, transportation, finance, technology, entertainment, education and retail hub. The business base of the Parish includes energy services, manufacturing, health care, transportation and distribution, education, technology, finance, tourism and other service-related industries. It’s the continued diversification with the energy industry that has contributed to the economic vitality of Lafayette Parish. Guillory’s administration looks to work with the community and continue this progress. The introduction of more public-private partnerships within government will assist in building relationships with local business owners as well as increasing commerce. Project Geaux Mow was created with these principles in mind. With limited grass cutting crews and budget, LCG offered bids to its grass-cutting projects to local lawn care professionals via web application. Project Geaux Mow has successfully reduced the time between grass cutting from 6 weeks to 2 weeks while supporting local businesses and saving money.

Relevant Financial Policies

Fund/Department Structure

The fund structure for LCG is especially complex. City and Parish funds are accounted for separately due to the source of revenue and authority granted by the voters of both the City and the Parish. There are two general funds; one for the City and one for the Parish that are reported as one combined general fund to comply with generally accepted accounting principles. Combined, there are over fifty general

governmental funds (special revenue, debt service, and capital projects), four internal service funds, and five business type funds.

Investment Management

The Cash Management Rules and Guidelines of LCG address the following areas:

- Scope, Prudence, and Objectives
- Delegation of Authority
- Authorized Financial Dealers and Institutions and Diversification in Authorized and Suitable Investments
- Collateralization
- Safekeeping and Custody

It is the policy of LCG to invest public funds in a manner which conforms to existing Louisiana State Statutes governing the investment of public funds and LCG's Home Rule Charter while receiving a maximum rate of return. LCG's Investment Policy has the following objectives: safety, liquidity, yield, and public trust. Authorized security purchases include:

- U.S. Treasury Bills, Notes, and Bonds with maturities not to exceed two years.
- Federal agency and instrumentality coupon debentures and discount notes with maturities not to exceed two years – limited to Federal Home Loan Bank, Federal National Mortgage Association, Federal Farm Credit Bank, and Federal Home Loan Mortgage Corporation.
- Repurchase agreements with a maturity not to exceed six months on the above securities collateralized at a minimum of 102 percent of the purchase price of the repurchase agreement.
- The purchase of any securities listed in the first two bullets in excess of two years must be pre-approved in writing by the Chief Financial Officer.

Fund Balance Policy

Governmental funds report the difference between their assets and liabilities as fund balance. Under generally accepted accounting principles, fund balance is divided into two major components; Nonspendable and Spendable. Nonspendable is that portion of fund balance that is not available for appropriation because the assets it represents are not in a spendable form, such as inventory. Spendable Fund Balance is further broken down into four categories; restricted, committed, assigned, and unassigned. It is the unassigned portion of fund balance that can be appropriated without external or internal restrictions. It is the intent of LCG administration to maintain at a minimum its unassigned fund balance for the City General Fund at 20% of the total fund's operating expenses. Under this policy, LCG administration, in its budgeting process, submits a proposed budget to the City Council and the Parish Council that adheres strictly to the fund balance requirements. This policy has not yet been ratified by the City Council and the Parish Council and during the budget adoption process the Councils may, at their discretion, amend the budget in such a way that this policy is violated. In such cases, policy violations will be discussed in the administration's transmittal letter in the final budget document. Additionally, the City Council and the Parish Council may be asked to provide a discussion of these decisions and, if provided, will be included in the final budget document as well.

Debt Policy

LCG's debt is issued primarily as a financing tool for infrastructure (such as streets, drainage, and utilities) and infrastructure improvements. A careful balance between debt financed projects and pay-as-you-go capital projects is maintained. Capital projects that may be funded by debt are evaluated within the context of LCG's long range capital plan and debt is only issued after careful consideration of current debt levels, economic conditions, the availability of alternative funding sources, and key debt and liquidity ratios. Bond covenants require that the average annual revenues for the City of Lafayette sales tax collections for the two most recent fiscal years must equal or exceed 1.5 times the highest combined principal and interest

requirements for any succeeding fiscal year on all City sales tax bonds outstanding. It is the administration's policy to maintain a higher City sales tax ratio of 2.0.

Louisiana Revised Statutes limit the Parish's general obligation bonded debt for other purposes to 10% of the assessed valuation of the taxable property for a single purpose with no limit on the number of purposes. The City may issue general obligation bonded debt in excess of 10% of the assessed valuation of the taxable property for any single purpose provided that the aggregate for all such purposes (determined at the time of issuance of the bonds) does not exceed 35% of the assessed valuation of the taxable property of the City.

Compliance with all bond covenants, bond ordinances, contracts, etc. are monitored. Additionally, required financial data and event information are uploaded to the Electronic Municipal Market Access (EMMA) which is the official repository for information on virtually all municipal bonds.

Revenue Policy

LCG endeavors to have a diversified and stable revenue system to protect against unforeseeable short-term fluctuations in any one revenue source. Revenue forecasts are based on the best information available and take into consideration historical trends, current economic factors (such as property assessments and retail sales trends), and projected activity. Revenues are budgeted conservatively but if economic downturns develop, which could result in revenue shortfalls, adjustments in budgeted expenditures are made to compensate. LCG establishes and monitors user fees and charges based on the cost of services and community benefit. Services may be subsidized as the Councils deems necessary. The use of one-time revenues or those of an unpredictable nature to fund on-going expenditures is discouraged. LCG pursues alternate methods of financing such as federal and state grants and intergovernmental agreements.

Expenditure Policy

All department directors share in the responsibility of looking at and understanding LCG's long-term financial viability, the general spending trends of their respective departments, the projected departmental revenues, and educating themselves and their staff on the necessary short and long-term balance between revenues and expenses. Departmental budgets are submitted to the administration with these responsibilities in mind and budgets are typically zero-based or status quo with little or no increases to expenditures contemplated. As the administration evaluates budgetary requests, higher priority is given to expenditures which provide direct public services and public health and safety. The highest priority is given to the payment of bonds, notes, contracts, accounts payable, and other monetary liabilities. An appropriate balance between these priorities and the dollars provided towards the assurance of good management and legal compliance is strived for.

Capital Improvements

LCG maintains a Five-Year Capital Improvement Program (including anticipated funding sources) which is updated annually and is approved by the City Council and the Parish Council during the budget process. Capital improvement projects are defined as infrastructure, equipment purchases, or construction that results in a capitalized asset and having a useful life of more than one year.

In addition to a Five-Year Capital Improvement Program, Section 5-05 of the Home Rule Charter requires that a Capital Improvement budget must include the estimated annual cost of operating and maintaining the capital improvement to be constructed or acquired.

Proposed capital projects are reviewed by departmental directors, staff, and administration. Priority of projects is based on financial sources available and/or debt considered and overall consistency with LCG's goals and objectives.

Internal Controls and Fiscal Monitoring

City-Parish management is responsible for establishing, implementing, and maintaining a framework of internal controls designed to ensure that City-Parish assets are protected from loss, theft, or misuse and to ensure that adequate accounting data is compiled to allow for the preparation of financial statements in conformity with generally accepted accounting principles.

The system of internal control is designed to provide reasonable but not absolute assurance regarding: 1) the safeguarding of assets against loss from unauthorized use or disposition, 2) the reliability of financial records for preparing financial statements, and 3) accountability for assets. The concept of reasonable assurance recognizes that the cost of control should not exceed the benefits likely to be derived and the valuation of costs and benefits requires estimates and judgments by management.

Financial systems will maintain internal controls to monitor revenues, expenditures, and program performance on an ongoing basis. As required by the Home Rule Charter and/or internal written policy, monthly financial reports are prepared as well as departmental meetings held to review the status of revenues and expenditures and compliance to the adopted budget.

Long-term Financial Planning

The City of Lafayette, through the Lafayette Public Power Authority (LPPA), acquired a 50 percent ownership interest in a fossil fuel steam electric generating unit known as Rodemacher Unit 2 ("Unit 2"). The output of Unit 2 is sold by LPPA to the City in accordance with a long-term power sales contract whereby LPPA agreed to sell and the City agreed to purchase LPPA's share of the power and energy produced by Unit 2. The contract expires August 31, 2047. Payments under the contract are specified to be sufficient to pay all costs of LPPA in connection with Unit 2 including LPPA's share of operation and maintenance of Unit 2, debt service requirements, and all other financial obligations of LPPA's share of Unit 2. These obligations are payable as an operating expense of the Utilities System Fund and payable solely from the revenues of the Utility System. Expenses related to fuel, purchased power, and associated costs are recovered through a fuel charge established by the director of the Utilities System. The payments to LPPA are required to be made whether or not Unit 2 is operating or inoperable.

Awards and Acknowledgements

The Government Finance Officers Association of the United States and Canada (GFOA) awarded a Certificate of Achievement for Excellence in Financial Reporting to Lafayette City-Parish Consolidated Government for its comprehensive annual financial report for the fiscal year ended October 31, 2019. This was the fifth consecutive year that the government has achieved this prestigious award. The Certificate of Achievement is a prestigious national award recognizing conformance with the highest standards for preparation of state and local government financial reports.

In order to be awarded a Certificate of Achievement, a government must publish an easily readable and efficiently organized comprehensive annual financial report. This report must satisfy both generally accepted accounting principles and applicable legal requirements.

A Certificate of Achievement is valid for a period of one year only; however, LCG believes that the current comprehensive annual financial report continues to meet the Certificate of Achievement for Excellence in Financial Reporting Program's requirements and LCG is submitting it to GFOA to determine its eligibility for another certificate.

In addition, Lafayette City-Parish Consolidated Government also received GFOA's Distinguished Budget Presentation Award for its annual operating budget prepared for the fiscal year covered by this Comprehensive Annual Financial Report. This was the seventh consecutive year that the government has received this award. In order to receive this award, a governmental unit must publish a budget document that meets program criteria as a policy document, an operations guide, a financial plan, and a communications device.

The preparation of this report on a timely basis could not have been accomplished without the dedicated services of a highly trained and qualified staff. I also would like to acknowledge the thorough, professional, and timely manner in which the audit was conducted by our independent auditors Kolder, Slaven, & Company, LLC.

In addition, we express our appreciation to Mayor-President, Mr. Joshua S. Guillory and the members of the City and Parish Councils for their interest and support in planning and conducting the financial affairs of the City-Parish in a responsible and progressive manner during their terms in office.

Respectfully submitted,

A handwritten signature in black ink that reads "Lorrie R. Toups". The signature is written in a cursive style with a horizontal line underneath the name.

Lorrie R. Toups, CPA
Chief Financial Officer
Office of Finance & Management



Government Finance Officers Association

**Certificate of
Achievement
for Excellence
in Financial
Reporting**

Presented to

**Lafayette Consolidated Government
Louisiana**

For its Comprehensive Annual
Financial Report
For the Fiscal Year Ended

October 31, 2019

Christopher P. Morill

Executive Director/CEO

Lafayette City-Parish Consolidated Government
Lafayette, Louisiana

Comprehensive Annual Financial Report
For the Fiscal Year Ended October 31, 2020

Listing of Principal Elected and Administrative Officials

Principal Elected Officials

(As of October 31, 2020)

Honorable Joshua S. Guillory
Mayor-President

Members of the Parish Council

Bryan Tabor	District 1
Kevin Naquin	District 2
Josh Carlson	District 3
John J. Guilbeau	District 4
Abraham "AB" Rubin Jr.	District 5

Members of the City Council

Patrick "Pat" Lewis	District 1
Andy Naquin	District 2
Liz W. Hebert	District 3
Nanette S. Cook	District 4
Glenn M. Lazard	District 5

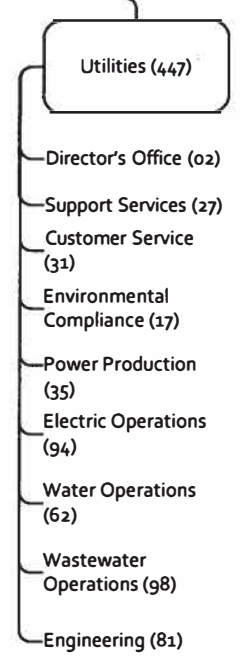
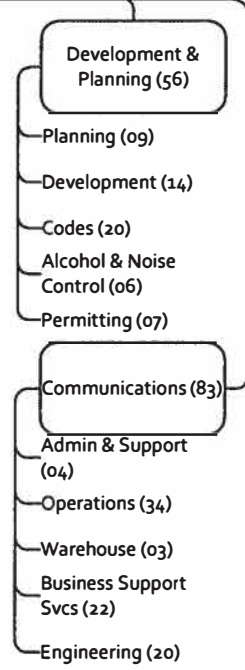
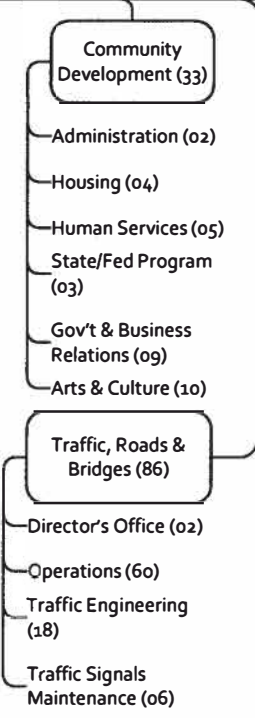

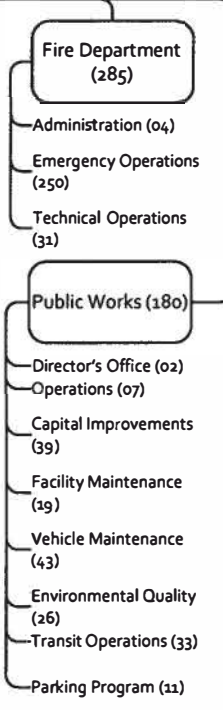
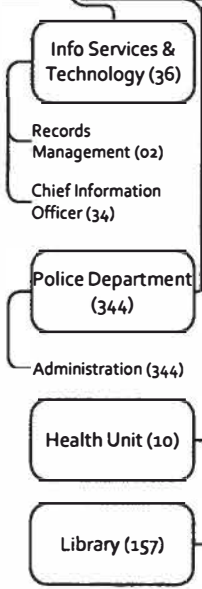

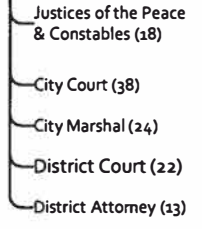
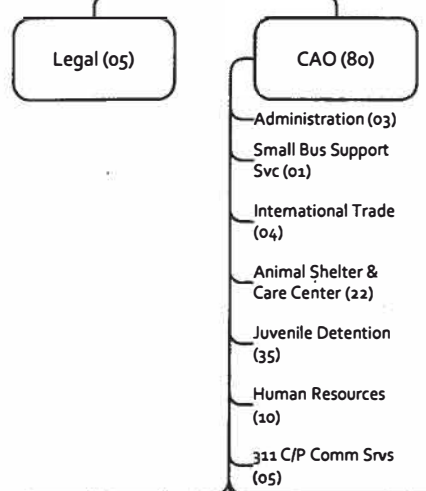
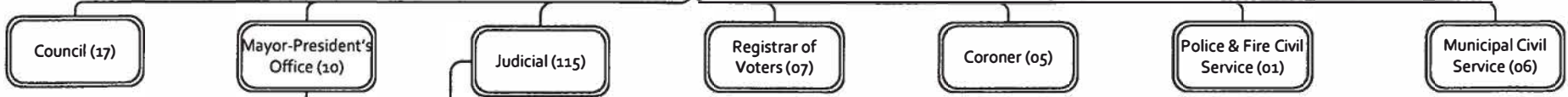
Principal Administrative Officials

Cydra Wingerter
Chief Administrative Officer

Lorrie R. Toups, CPA
Chief Financial Officer

Gregory Logan
City-Parish Attorney

Citizens of the Parish & City of Lafayette

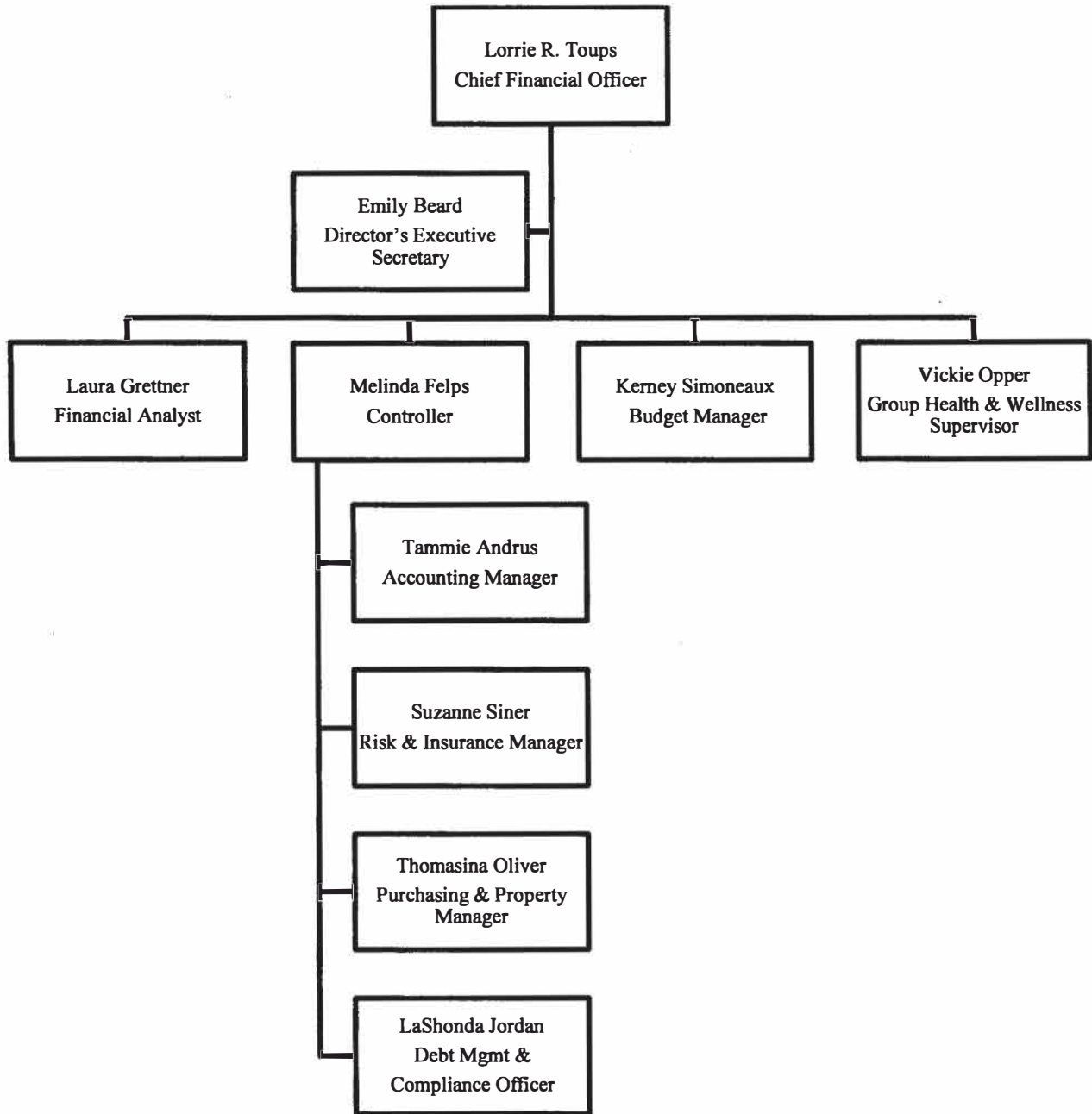


Total Employee Strength (Excluding Temporary)
2,193

iii

Lafayette City-Parish Consolidated Government

Office of Finance and Management





Lafayette

CONSOLIDATED GOVERNMENT

Financial Section

KOLDER, SLAVEN & COMPANY, LLC

CERTIFIED PUBLIC ACCOUNTANTS

C. Burton Kolder, CPA*
Brad E. Kolder, CPA, JD*
Gerald A. Thibodeaux, Jr., CPA*
Robert S. Carter, CPA*
Arthur R. Mixon, CPA*
Stephen J. Anderson, CPA*
Christine C. Doucet, CPA
Wanda F. Arcement, CPA
Bryan K. Joubert, CPA
Matthew E. Margaglio, CPA
Casey L. Ardoin, CPA, CFE

183 S. Beadle Rd.
Lafayette, LA 70508
Phone (337) 232-4141

11929 Bricksome Ave.
Baton Rouge, LA 70816
Phone (225) 293-8300

1428 Metro Dr.
Alexandria, LA 71301
Phone (318) 442-4421

450 E. Main St.
New Iberia, LA 70560
Phone (337) 367-9204

200 S. Main St.
Abbeville, LA 70510
Phone (337) 893-7944

1201 David Dr.
Morgan City, LA 70380
Phone (985) 384-2020

434 E. Main St.
Ville Platte, LA 70586
Phone (337) 363-2792

332 W. Sixth Ave.
Oberlin, LA 70655
Phone (337) 639-4737

Victor R. Slaven, CPA* - retired 2020

* A Professional Accounting Corporation

INDEPENDENT AUDITOR'S REPORT

WWW.KCSRCPAS.COM

To the Lafayette City-Parish
Council of Lafayette, Louisiana

Report on the Financial Statements

We have audited the accompanying financial statements of the governmental activities, the business-type activities, the aggregate discretely presented component units, each major fund, and the aggregate remaining fund information of Lafayette City-Parish Consolidated Government (the Government), as of and for the year ended October 31, 2020, and the related notes to the financial statements, which collectively comprise the Government's basic financial statements, as listed in the table of contents.

Management's Responsibility for the Financial Statements

Management is responsible for the preparation and fair presentation of these financial statements in accordance with accounting principles generally accepted in the United States of America; this includes the design, implementation, and maintenance of internal control relevant to the preparation and fair presentation of financial statements that are free from material misstatement, whether due to fraud or error.

Auditor's Responsibility

Our responsibility is to express opinions on these financial statements based on our audit. We did not audit the financial statements of Cajundome Commission, City Court of Lafayette, Lafayette Regional Airport, Lafayette Parish Waterworks District North, Lafayette Parish Waterworks District South, Lafayette Parish Bayou Vermilion District, and Lafayette Parish Communication District, component units, which represent 90.62% and 96.12%, respectively, of the assets and program and general revenues of the aggregate discretely presented component units. Those financial statements were audited by other auditors whose reports thereon have been furnished to us, and our opinion, insofar as it relates to the amounts included for Cajundome Commission, City Court of Lafayette, Lafayette Regional Airport, Lafayette Parish Waterworks District North, Lafayette Parish Waterworks South, Lafayette Parish Bayou Vermilion District, and Lafayette Parish Communication District is based solely on the reports of other auditors. We conducted our audit in accordance with auditing standards generally accepted in the United States of America and the standards applicable to financial audits contained in *Government Auditing Standards*, issued by the Comptroller General of the United States. Those standards require that we plan and perform the audit to obtain reasonable assurance about whether the financial statements are free of material misstatement.

An audit involves performing procedures to obtain audit evidence about the amounts and disclosures in the financial statements. The procedures selected depend on the auditor's judgment, including the assessment of the risks of material misstatement of the financial statements, whether due to fraud or error. In making those risk assessments, the auditor considers internal control relevant to the entity's preparation and fair presentation of the financial statements in order to design audit procedures that are appropriate in the circumstances, but not for the purpose of expressing an opinion on the effectiveness of the entity's internal control. Accordingly, we express no such opinion. An audit also includes evaluating the appropriateness of accounting policies used and the reasonableness of significant accounting estimates made by management, as well as evaluating the overall presentation of the financial statements.

We believe that the audit evidence we have obtained and the audit evidence obtained by other auditors is sufficient and appropriate to provide a basis for our audit opinions.

Opinions

In our opinion, based on our audit and the reports of other auditors, the financial statements referred to above present fairly, in all material respects, the respective financial position of the governmental activities, the business-type activities, the aggregate discretely presented component units, each major fund, and the aggregate remaining fund information of the Government, as of October 31, 2020, and the respective changes in financial position and, where applicable, cash flows thereof for the year then ended in accordance with accounting principles generally accepted in the United States of America.

Other Matters

Required Supplementary Information

Accounting principles generally accepted in the United States of America require that the Management's Discussion and Analysis, budgetary comparison schedule, schedule of changes in total OPEB liability and related ratios, schedule of employer's share of net pension liability, and schedule of employer contributions on pages 4 through 15 and 101 through 104, be presented to supplement the basic financial statements. Such information, although not a part of the basic financial statements, is required by the Governmental Accounting Standards Board, who considers it to be an essential part of financial reporting for placing the basic financial statements in an appropriate operational, economic, or historical context. We have applied certain limited procedures to the required supplementary information in accordance with auditing standards generally accepted in the United States of America, which consisted of inquiries of management about the methods of preparing the information and comparing the information for consistency with management's responses to our inquiries, the basic financial statements, and other knowledge we obtained during our audit of the basic financial statements. We do not express an opinion or provide any assurance on the information because the limited procedures do not provide us with sufficient evidence to express an opinion or provide any assurance.

Other Supplementary Information

Our audit was conducted for the purpose of forming opinions on the financial statements that collectively comprise the Government's basic financial statements. The introductory, other supplementary information, and statistical section are presented for purposes of additional analysis and are not a required part of the financial statements. The schedule of expenditures of federal awards is presented for purposes of additional analysis as required by Title 2 U.S. Code of Federal Regulations (CFR) Part 200, *Uniform Administrative Requirements, Cost Principles, and Audit Requirements for Federal Awards*, and is also not a required part of the basic financial statements.

The governmental funds, nonmajor enterprise funds, internal service funds, fiduciary funds, nonmajor component unit combining statements, Utility System Fund statement, and the schedule of expenditures of federal awards are the responsibility of management and were derived from and relate directly to the underlying accounting and other records used to prepare the financial statements. Such information has been subjected to the auditing procedures applied by us and other auditors in the audit of the financial statements and certain additional procedures, including comparing and reconciling such information directly to the underlying accounting records used to prepare the basic financial statements or to the basic financial statements themselves, and other additional procedures in accordance with auditing standards generally accepted in the United States of America. In our opinion and the opinion of other auditors, the governmental funds, nonmajor enterprise funds, internal service funds, fiduciary funds, nonmajor component unit combining statements, Utility System Fund statement, and the schedule of expenditures of federal awards are fairly stated in all material respects in relation to the basic financial statements as a whole. The prior year comparative information on the governmental funds and nonmajor enterprise funds combining statements has been derived from the Government's 2019 financial statements, which was subjected to the auditing procedures applied in the audit of the basic financial statements and, in our opinion, was fairly presented in all material respects in relation to the financial statements as a whole.

The introductory section, budgetary comparison schedules, governmental fund schedules of revenues, expenditures, and changes in fund balances – budget to actual, schedules of expenditures compared to capital budget, and statistical section have not been subjected to the auditing procedures applied in the audit of the basic financial statements and, accordingly, we do not express an opinion or provide any assurance on them.

Other Reporting Required by *Government Auditing Standards*

In accordance with *Government Auditing Standards*, we have also issued our report dated April 19, 2021, on our consideration of the Government's internal control over financial reporting and on our tests of its compliance with certain provisions of laws, regulations, contracts, and grant agreements and other matters. The purpose of that report is solely to describe the scope of our testing of internal control over financial reporting and compliance and the results of that testing, and not to provide an opinion on the effectiveness of the Government's internal control over financial reporting or on compliance. That report is an integral part of an audit performed in accordance with *Government Auditing Standards* in considering the Government's internal control over financial reporting and compliance.

Kolder, Slaven & Company, LLC
Certified Public Accountants

Lafayette, Louisiana
April 19, 2021

LAFAYETTE CITY-PARISH CONSOLIDATED GOVERNMENT
Lafayette, Louisiana

Management's Discussion and Analysis
October 31, 2020

Lafayette City-Parish Consolidated Government (LCG) presents the following discussion and analysis of the financial performance during the fiscal year ending October 31, 2020. During this fiscal year, Lafayette experienced the economic effects of the federal, state, and local response to the COVID-19 pandemic including stay at home orders and business operation restrictions. Whenever possible during this discussion, those economic effects will be highlighted.

This discussion and analysis is intended to assist readers in focusing on significant financial issues and changes in financial position and identifying any significant variances from the adopted budget. We encourage readers to consider the information presented here in conjunction with additional information presented in the financial statements provided in this report. All amounts, unless otherwise indicated, are expressed in millions of dollars.

Financial Highlights

- The assets and deferred outflows of LCG exceeded its liabilities and deferred inflows by \$1,138.8 (net position).
- At the end of the current fiscal year, unassigned fund balance for the General Fund was \$59.3, or 51.2% of total General Fund expenditures and other financing uses. Ending Fund Balance for the General Fund notes an increase of \$14.6 or 26.1% over 2019.
- At the end of the current fiscal year, LCG's governmental funds reported combined ending fund balance of \$348.2, an increase of \$54.4 compared to the fiscal year 2019. Of this amount \$2 is non-spendable and \$346.2 is spendable. Of the total spendable fund balance, \$59.3 is unassigned and is available for spending at the Government's discretion.
- LCG issued City Public Improvement Sales Tax Refunding Bonds during the fiscal year which resulted in a debt service reduction of \$2.3 and an economic gain of \$2.2.
- LCG implemented GASB State No 88 "*Certain Disclosure Related to Debt, Including Direct Borrowings and Direct Placements*". The intent of the GASB pronouncement is to improve the information that is disclosed in the notes to the financial statements related to debt. Details on the long-term debt of LCG can be found in Note 15: "*Long-term liabilities*".

Overview of the Financial Statements

This discussion and analysis is intended to serve as an introduction to LCG's basic financial statements which have three components: 1) government-wide financial statements, 2) fund financial statements and 3) notes to the basic financial statements. This report also contains other supplementary information in addition to the basic financial statements themselves.

Government-wide Financial Statements

The government-wide financial statements are designed to provide readers with a broad overview similar to private-sector business financial presentations.

The *statement of net position* presents information on all of LCG's assets, deferred outflows of resources, liabilities, and deferred inflows of resources with the difference reported as net position. Over time, increases or decreases in net position may serve as a useful indicator of whether the financial position of LCG is improving or deteriorating.

LAFAYETTE CITY-PARISH CONSOLIDATED GOVERNMENT
Lafayette, Louisiana

Management's Discussion and Analysis (Continued)
October 31, 2020

The *statement of activities* presents information showing how the Government's net position changed during the fiscal year. Changes in net position are recorded when the underlying event giving rise to the change occurs regardless of the timing of the cash flows. Therefore, revenues and expenses reported in this statement for some items will not result in cash flows until future fiscal periods (e.g., uncollected taxes and earned but unused vacation leave). Both of the government-wide financial statements distinguish functions of LCG that are principally supported by taxes and intergovernmental revenues (governmental activities) from other functions that are intended to recover all or a significant portion of their costs through user fees or charges (business-type activities).

Governmental activities include general government, public safety, public works, urban redevelopment and housing, culture and recreation, health and welfare, economic opportunity, and economic development and assistance.

The business-type activities reflect private sector type operations where the fee for service typically covers all or most of the cost of operations including depreciation. The City's electric, water, wastewater, fiber optics utilities funds, along with LCG's solid waste collection, environmental services, and CNG service station funds are reported here.

Fund Financial Statements

The accounts of LCG are organized on the basis of funds, each of which is considered a separate accounting entity. Government resources are allocated to and accounted for in individual funds based upon the purposes for which they are to be spent and the means by which spending activities are controlled.

Fund financial statements are used to present financial information detailing resources that have been identified for specific activities. The focus of the fund financial statements is on LCG's major funds although non-major funds are also presented in aggregate and further detailed in the supplementary statements.

LCG uses fund accounting to ensure and demonstrate compliance with requirements placed on resources. Funds are divided into three categories: governmental, proprietary and fiduciary. Fund financial statements allow LCG to present information regarding fiduciary funds since they are not reported in the government-wide financial statements.

Governmental Funds are used to account for essentially the same functions reported as governmental activities in the government-wide financial statements. Unlike the government-wide financial statements, governmental fund financial statements focus on near-term outflows of spendable resources as well as on balances of spendable resources available at the end of the fiscal year. Such information may be useful in evaluating a government's current financing requirements.

LCG has presented the General Fund and the Sales Tax Capital Improvement Fund as major funds. All non-major governmental funds are presented in one column, titled "Other Governmental Funds". Combining financial statements of the non-major funds can be found in the other supplementary information section that follows the basic financial statements.

LAFAYETTE CITY-PARISH CONSOLIDATED GOVERNMENT
Lafayette, Louisiana

Management's Discussion and Analysis (Continued)
October 31, 2020

Proprietary Funds encompass both enterprise and internal service funds on the fund financial statements. Enterprise funds are used to report the same functions presented as business-type activities in the government-wide financial statements. Internal service funds are an accounting device used to accumulate and allocate costs internally among LCG's various functions. LCG uses internal service funds to account for its central vehicle maintenance, central printing, self-insured insurance and group hospitalization activities. Because all of these services predominantly benefit governmental rather than business-type functions, they have been included within the governmental activities section in the government-wide financial statements. Combining statements of the non-major individual enterprise and internal service funds can be found in the other supplementary information section following the basic financial statements.

Fiduciary Funds are used to account for resources held for the benefit of parties outside the primary government. Fiduciary funds are not reflected in the government-wide financial statements as the resources of those funds are not available to support LCG's programs and operations. With the exception of agency funds, the accounting for fiduciary funds is much like that used for the proprietary funds.

Notes to the Basic Financial Statements provide additional information that is essential to a full understanding of the data provided in the government-wide and fund financial statements and are a required part of the basic financial statements.

Other Supplementary Information – In addition to the basic financial statements and accompanying notes, this report also presents the required supplementary information of LCG's General Fund budgetary comparison schedules that demonstrate compliance with its budget.

Also included in the report are the Uniform Guidance, Auditor's reports, findings and schedules and the statistical section.

LAFAYETTE CITY-PARISH CONSOLIDATED GOVERNMENT
Lafayette, Louisiana

Management's Discussion and Analysis (Continued)
October 31, 2020

Government-Wide Financial Statement Analysis

The following schedule reflects the condensed Statement of Net Position for October 31, 2020, with comparative figures for 2019:

Condensed Statement of Net Position (in millions)
Year-Ended October 31, 2020 and 2019

	Governmental		Business-Type		Total	
	Activities		Activities			
	2020	2019	2020	2019	2020	2019
Assets:						
Current and other assets	\$ 406.0	\$ 342.1	\$ 93.4	\$ 92.4	\$ 499.4	\$ 434.5
Restricted assets	-	-	247.8	240.6	247.8	240.6
Capital assets	<u>621.5</u>	<u>608.5</u>	<u>764.9</u>	<u>764.8</u>	<u>1,386.4</u>	<u>1,373.3</u>
Total assets	<u>1,027.5</u>	<u>950.6</u>	<u>1,106.1</u>	<u>1,097.8</u>	<u>2,133.6</u>	<u>2,048.4</u>
Deferred Outflows of Resources	<u>55.1</u>	<u>49.5</u>	<u>24.1</u>	<u>29.6</u>	<u>79.2</u>	<u>79.1</u>
Liabilities:						
Current liabilities	22.8	17.6	30.0	22.9	52.8	40.5
Long-term liabilities	<u>534.3</u>	<u>490.2</u>	<u>465.2</u>	<u>498.5</u>	<u>999.5</u>	<u>988.7</u>
Total liabilities	<u>557.1</u>	<u>507.8</u>	<u>495.2</u>	<u>521.4</u>	<u>1,052.3</u>	<u>1,029.2</u>
Deferred Inflows of Resources	<u>16.9</u>	<u>11.0</u>	<u>4.8</u>	<u>2.0</u>	<u>21.7</u>	<u>13.0</u>
Net Position:						
Net Investment in Capital Assets	382.2	372.3	427.5	399.9	809.7	772.2
Restricted	227.8	219.9	165.0	154.3	392.8	374.2
Unrestricted	<u>(101.3)</u>	<u>(110.9)</u>	<u>37.6</u>	<u>49.8</u>	<u>(63.7)</u>	<u>(61.1)</u>
Total net position	<u>\$ 508.7</u>	<u>\$ 481.3</u>	<u>\$ 630.1</u>	<u>\$ 604.0</u>	<u>\$ 1,138.8</u>	<u>\$ 1,085.3</u>

For the year-ended October 31, 2020, total assets and deferred outflows exceeded liabilities and deferred inflows by \$1,138.8. The largest portion of LCG's net position, \$809.7 (71.1%) represents its investment in capital assets less any related debt used to acquire those assets that are still outstanding and includes assets such as land, infrastructure, improvements, buildings, machinery and equipment and intangibles.

Capital assets are used to provide services to the citizens of LCG and are not available for further spending. Although LCG's investment in capital assets is reported net of related debt, the resources needed to repay the debt must be provided from other sources as capital assets cannot be used to liquidate liabilities. Of the total net position, \$392.8 represents resources that are subject to external restrictions on how they may be used.

The deficit of \$101.3 in unrestricted net position in governmental activities is primarily the result of long-term liabilities such as the net pension liability required under GASB 68, the accounting for non-pension related benefits under GASB 75, and the liability for unused employee vacation and sick days not previously funded, which together exceed current assets that are not externally dedicated for specific purposes. The business-type activities unrestricted assets are \$37.6 at year end.

LAFAYETTE CITY-PARISH CONSOLIDATED GOVERNMENT
Lafayette, Louisiana

Management's Discussion and Analysis (Continued)
October 31, 2020

The following schedule provides a summary of the changes to LCG's net position for the year ended October 31, 2020, with comparative figures for 2019:

Condensed Statement of Changes in Net Position (in millions)
For the Years Ended October 31, 2020 and 2019

	<u>Governmental</u>		<u>Business-Type</u>		<u>Total Primary</u>	
	<u>Activities</u>		<u>Activities</u>		<u>Government</u>	
	<u>2020</u>	<u>2019</u>	<u>2020</u>	<u>2019</u>	<u>2020</u>	<u>2019</u>
Revenues:						
Program revenue -						
Fees, fines, and charges for services	\$ 20.0	\$ 24.4	\$ 314.8	\$ 334.9	\$ 334.8	\$ 359.3
Operating grants and contributions	34.8	15.2	4.8	1.0	39.6	16.2
Capital grants and contributions	1.5	1.7	0.1	-	1.6	1.7
General revenues -						
Sales taxes	87.0	88.1	-	-	87.0	88.1
Property taxes	86.9	89.0	-	-	86.9	89.0
Other	18.3	23.9	4.2	7.3	22.5	31.2
Total revenues	<u>248.5</u>	<u>242.3</u>	<u>323.9</u>	<u>343.2</u>	<u>572.4</u>	<u>585.5</u>
Expenses:						
General government	55.6	54.6	-	-	55.6	54.6
Public safety	87.9	80.0	-	-	87.9	80.0
Public Works	41.0	41.4	-	-	41.0	41.4
Urban & economic redevelopment	2.7	8.0	-	-	2.7	8.0
Culture and recreation	27.7	33.4	-	-	27.7	33.4
Health, welfare & economic opportunity	1.5	1.2	-	-	1.5	1.2
Unallocated depreciation	18.9	19.3	-	-	18.9	19.3
Combined utilities system	-	-	184.3	190.5	184.3	190.5
Communications system	-	-	35.8	34.9	35.8	34.9
Coal-fired electric plant	-	-	36.5	43.9	36.5	43.9
Solid waste collection	-	-	15.7	15.9	15.7	15.9
CNG Station	-	-	0.1	0.2	0.1	0.2
Interest on long-term debt	11.2	11.6	-	-	11.2	11.6
Total expenses	<u>246.5</u>	<u>249.5</u>	<u>272.4</u>	<u>285.4</u>	<u>518.9</u>	<u>534.9</u>
Increase (decrease) in net position						
before transfers	2.0	(7.2)	51.5	57.8	53.5	50.6
Transfers	25.4	25.8	(25.4)	(25.8)	-	-
Changes in net position	27.4	18.6	26.1	32.0	53.5	50.6
Net position, November 1	<u>481.3</u>	<u>462.7</u>	<u>604.0</u>	<u>572.0</u>	<u>1,085.3</u>	<u>1,034.7</u>
Net position, October 31	<u>\$ 508.7</u>	<u>\$ 481.3</u>	<u>\$ 630.1</u>	<u>\$ 604.0</u>	<u>\$ 1,138.8</u>	<u>\$ 1,085.3</u>

LAFAYETTE CITY-PARISH CONSOLIDATED GOVERNMENT
Lafayette, Louisiana

Management's Discussion and Analysis (Continued)
October 31, 2020

LCG's total revenues were \$572.4 and the total cost of all programs and services was \$518.9 resulting in an increase in net position of \$53.5. General revenues represented 34.3% of LCG's total revenue while program revenues provided 65.7% of total revenues. Business-type activity expenses totaled \$272.4 or 52.5% of the government's total expenses.

Governmental Activities net position increased \$27.4 in 2020 compared to \$18.6 in the prior year. The cost of all governmental activities this year was \$246.5 and represented a \$3 decrease from 2019 expenses. LCG's largest program in governmental activities is public safety, with \$94 of resources applied thereto. Following that is general government, public works, and culture and recreation.

Some factors affecting the change in net position for *Governmental Activities* were:

- An increase of \$6.2 in total governmental revenues due to an increase in grant funds of \$19.6 due predominately to the receipt of COVID-19 assistance offset by decreases in all other revenues as a result of public business restrictions due to the pandemic.
- An increase in Public Safety expense of \$7.9 due to an increase in personnel salaries and related costs.
- Decreases in all other expense categories in the aggregate amount of \$17 due to the government's response to the COVID crisis by restricting expenditures, delaying projects, hiring freezes, and furloughing employees.

Business-Type Activities net position increased by \$26.1 in the current fiscal year compared to \$32 in the prior year. Charges for services make up 97.2% of the revenues in the business-type activities. The largest funds in this group are the Utilities System (LUS), Lafayette Public Power Authority (LPPA) and the Communications System. Charges for services decreased \$20.1 in the current fiscal year due predominately to fluctuations in the fuel adjustment charge for electric services as well as a decrease in the purchase of power from the Rodemacher electric generating unit in the MISO market. Communications System (LUSFiber) operating revenues increased by \$1.8 due to the additional customers served during 2020.

Financial Analysis of Governmental Funds

Activities of the Primary Government's General Fund, Special Revenue Funds, Debt Service Funds and Capital Projects Funds are considered general government functions. The General Fund is LCG's primary operating fund. Special Revenue funds are used to account for the proceeds of specific revenue sources that are restricted or committed to expenditures for specific purposes other than debt service or capital projects. Debt Service funds are used to account for financial activity related to the government's general bonded indebtedness as well as other long-term obligations. Capital Projects funds are used to account for financial activity related to the government's indebtedness for capital projects, other agency contributions and the operating activities of those projects.

Total revenues increased \$6.6 or 2.5% when compared to the prior fiscal year revenues. This increase was caused predominately by an increase in Federal Grant revenue of \$17.8 (162.4%) from the receipt of COVID-19 relief funds through the CARES Act as well as an increase of \$1.7 in Other due to capital outlay funds for jail and courthouse improvements. A majority of the normal recurring revenues noted less than anticipated decreases during FY 2020 as COVID related business restrictions and stay at home orders were enforced and a decrease in oil and gas inventory was experienced.

- Ad Valorem Taxes decreased \$2.2 or 2.5% from 2019 to 2020.
- Sales and Use Taxes decreased \$1.5 or 1.7% from 2019 to 2020.
- Other Taxes decreased \$.2 or 4.5%.
- Parish Transportation Grant Funds decreased \$.2 or 11.2%.

LAFAYETTE CITY-PARISH CONSOLIDATED GOVERNMENT
Lafayette, Louisiana

Management's Discussion and Analysis (Continued)
October 31, 2020

- Charges for Services decreased \$3.8 or 19.2%.
- Fines and Forfeitures decreased \$.2 or 11.2%.
- Investment Earnings decreased \$3.4 or 44.3% as both short-term and long-term interest rates were lowered.

As of the end of the fiscal year, LCG's governmental funds reported combined ending fund balances of \$348.2, an increase of \$54.4 in comparison with the prior year. This increase is the result of increases in restricted fund balance for expected and planned capital outlay, fund balance assigned for subsequent year's expenses, and fund balance committed to Fire and Police sustainability and resiliency. Less than 1% of governmental funds' fund balance is not spendable. The remaining 99.9% or \$346.2 is spendable. This represents \$276.9 restricted in use, \$10 in committed, and \$59.3 unassigned.

The unassigned fund balance represents amounts available for additional appropriations at the end of the fiscal year.

The total fund balance of the General Fund at year-end was \$70.8, an increase of \$14.6 from the previous year. The total spendable General Fund balance for fiscal year 2020 is \$69.3 which represents \$10 in committed and \$59.3 in unassigned fund balances. The unassigned fund balance represents amounts available for additional appropriations at the end of the fiscal year.

Fund balance in the Sales Tax Capital Improvement Fund remained stable with a negligible decrease of less than 1% over ending fund balance in 2019.

General Fund Budgetary Highlights

Changes in original budget appropriations to the final amended budget appropriations resulted in a net \$9.1 increase in appropriations. This increase can be summarized by the following:

- General Government increased \$1.5 which is attributable to an increase in appropriations predominately related to personnel pay plans and unanticipated increases in normal operating expenses.
- Public Safety appropriations increased \$7.7 which is attributable increases in appropriations related to personnel salaries and related costs.

Final budgeted appropriations for the General Fund were \$109.5 while actual expenditures were \$102.3, creating a positive variance of \$7.1. The overall positive variance was due to the government's monitoring and timely reaction to adverse financial effects of the pandemic. Measures were put in place to stop travel and training, delays in filling or deleting vacant positions and curtailing or delaying projects. Significant variances are as follows:

- General Government had a positive variance of \$3.3 primarily due to reductions in operating expenses such as personnel salaries and related costs, contractual and professional services, and incomplete projects.
- Public Works had a positive variance of \$641 thousand due to reductions in general operating costs and incomplete projects.
- Public Safety had a positive variance of \$3.1 due to the reduction of personnel salaries, transportation costs, reductions in telephone and utilities charges as well as other operating expenses.
- Culture and Recreation had a positive variance of \$84.6 thousand due to the reduction of operating expenses such as personnel salaries and related costs.

LAFAYETTE CITY-PARISH CONSOLIDATED GOVERNMENT
Lafayette, Louisiana

Management's Discussion and Analysis (Continued)
October 31, 2020

Financial Analysis of Proprietary Funds

Proprietary Funds: Activities of the Primary Government's Utilities System Fund, Communications System Fund, Lafayette Public Power Authority Fund, Environmental Services Disposal Fund, and the CNG Service Station Fund are considered proprietary funds. Financial analysis of these activities is on the same basis as the business-type activities. As of the end of the current fiscal year, the primary government's proprietary funds reported ending net position of \$629.6, an increase of \$26.1 or 4.3% in comparison with the prior year. The majority of the increase in ending net position is a reduction of \$16.8 in operating expense from 2019 to 2020. Other changes that attributed to the increase in net position relate to normal revenue and expense fluctuations seen from year to year.

Details of the proprietary funds are covered under the section titled "Government-Wide Financial Statement Analysis" on page 7.

Capital Asset and Debt Administration

Capital Assets: LCG's investment in capital assets for its governmental and business-type activities as of October 31, 2020 amounts to \$1,386.4 (net of accumulated depreciation). This investment in capital assets includes land, buildings and improvements, machinery and equipment, parking facilities, electric, water, wastewater, fiber optic utility facilities, roads, highways, bridges, and drainage systems. The net increase in LCG's investment in capital assets for the current fiscal year was negligible.

Capital Assets (Net of Depreciation)
(in millions)
October 31, 2020 and 2019

	Governmental Activities		Business-Type Activities		Total	
	2020	2019	2020	2019	2020	2019
Land	\$ 44.5	\$ 44.6	\$ 24.4	\$ 24.9	\$ 68.9	\$ 69.5
Land improvements	6.5	6.1	-	-	6.5	6.1
Buildings and improvements	98.2	99.6	0.1	0.1	98.3	99.7
Equipment	39.4	37.3	11.1	10.7	50.5	48.0
Infrastructure	368.4	381.4	-	-	368.4	381.4
Utility plant and equipment	-	-	624.3	625.4	624.3	625.4
Fiber Optics	-	-	71.0	75.6	71.0	75.6
Construction in progress	64.5	39.5	34.0	28.1	98.5	67.6
Total	<u>\$ 621.5</u>	<u>\$ 608.5</u>	<u>\$ 764.9</u>	<u>\$ 764.8</u>	<u>\$ 1,386.4</u>	<u>\$ 1,373.3</u>

LAFAYETTE CITY-PARISH CONSOLIDATED GOVERNMENT
Lafayette, Louisiana

Management's Discussion and Analysis (Continued)
October 31, 2020

Major capital asset events during the current fiscal year included the following:

- Continued or initiated construction of several major road improvement projects including, Kaliste Saloom Road Widening PH3-A and PH3-B, Dulles Drive Widening, Polly Lane Extension PHII, and Asphalt Street Patching, and Microsurfacing and Overlay Projects.
- Continued or initiated construction of drainage projects such as North Williams Drive Drainage Improvements, Girard Park Emergency Cross Drain replacements, and Derby Heights Drainage Improvements.
- Continued or initiated construction of building improvement projects such as the new Animal Shelter and Care Center, Fire Station #1 roof replacement, and elevator upgrades and modernization in various buildings.
- Completed various street, bridge, and drainage projects including Frem. Boustany Extension, a roundabout at Girard Park Dr. and Hospital Drive, urban street reconstruction projects, West Congress Street repairs, Bayou Carencro-Lateral 8C Drainage Improvements, and maintenance of drainage systems in several locations.
- Completion of various building improvements including the Buchanan Street Parking Garage panel removal, the Lafayette Police Mounted Patrol Horse Arena, and the Police Defensive Tactics Training Center.
- Completed various Parks & Recreation improvements such as the construction of three new pavilions at Girard Park, roof replacement at the MLK Recreation Center, a concrete replacement project at Hebert Golf Course, and a major drainage project at the Wetlands Golf Course.
- Completed Phase III painting and rehabilitation of the North Water Plant Filter Gallery.
- Completed upgrades to the SCADA (Supervisory Control and Data Acquisition) system.
- Completed sewer system upgrades at Camellia Blvd. and Republic Avenue.
- Continued equipment and service installations of new telecommunications customers.
- Continued construction of fiber infrastructure into additional subdivisions in Lafayette and the surrounding municipalities within the Parish.
- Continued network equipment upgrades to FTTx network with the availability to provide 10Gbs to residents.

Additional information on LCG's capital assets can be found in Note 8 of this report.

Long-Term Debt: At the end of the current fiscal year, LCG had total bonded debt outstanding of \$743.4. Of this amount, \$43.6 is comprised of debt backed by the full faith and credit of the Lafayette Parish government. The remainder of the debt represents bonds secured solely by specified revenue sources such as the Utilities System revenues, Communications System revenues and the 2% City sales tax revenues. There are no general obligation bonds outstanding for the City of Lafayette at the end of the fiscal year.

LAFAYETTE CITY-PARISH CONSOLIDATED GOVERNMENT
Lafayette, Louisiana

Management's Discussion and Analysis (Continued)
October 31, 2020

Summary of Outstanding Debt at Year-End (in millions)
October 31, 2020 and 2019

	Governmental		Business-Type		Total	
	Activities		Activities			
	2020	2019	2020	2019	2020	2019
Claims payable	\$ 17.0	\$ 13.6	\$ -	\$ -	\$ 17.0	\$ 13.6
Compensated absences	18.9	17.0	8.3	7.6	27.2	24.6
Other postemployment benefits	32.4	29.7	7.5	7.3	39.9	37.0
Net Pension Liability	137.4	136.6	34.6	40.7	172.0	177.3
Parish G.O. Bonds	43.6	47.0	-	-	43.6	47.0
City Sales Tax Revenue Bonds	256.3	216.6	-	-	256.3	216.6
City Certificates	2.9	3.3	-	-	2.9	3.3
Taxable Refunding Bonds	25.8	26.4	-	-	25.8	26.4
Utilities Revenue Bonds	-	-	242.2	260.1	242.2	260.1
Communications System						
Revenue Bonds	-	-	93.4	99.3	93.4	99.3
Lafayette Public Power						
Authority Revenue Bonds	-	-	79.2	83.5	79.2	83.5
Total	<u>\$ 534.3</u>	<u>\$ 490.2</u>	<u>\$ 465.2</u>	<u>\$ 498.5</u>	<u>\$ 999.5</u>	<u>\$ 988.7</u>

Lafayette Consolidated Government's total debt increased during the year by \$10.8 predominately due to the issuance of \$50 in Series 2020B and 2020D Public Improvement Sales Tax Bonds. Additionally, the Government issued Public Improvement Sales Tax Refunding Bonds, Series 2020, 2020A and Series 2020C along with Series 2020 in Taxable Limited Refunding Bonds, which resulted in an aggregate debt savings and economic gain of \$2.3 and \$2.2, respectively. For more information about Long-term Liabilities, see Note 15.

LAFAYETTE CITY-PARISH CONSOLIDATED GOVERNMENT
Lafayette, Louisiana

Management's Discussion and Analysis (Continued)
October 31, 2020

Standard & Poor's (S & P), Moody's and Fitch's underlying rating for LCG's obligations during fiscal year 2020 were as follows:

	Underlying Ratings		
	Moody's	S&P	Fitch
City of Lafayette Sales Tax Revenue Bonds - 1961 and 1985 Taxes	Aa3	AA	AA
Lafayette Parish General Obligation Bonds	Aa2	AA	-
City of Lafayette Utilities System Revenue Bonds	A1	AA-	-
Lafayette Public Power Authority Revenue Bonds	A1	AA-	-
City of Lafayette Utilities Communications System Revenue Bonds	A2	A+	-

Computation of the legal debt margin (in whole dollars) for general obligation bonds is as follows:

Governing Authority: City of Lafayette, Louisiana

Ad valorem Taxes:

Assessed Valuation, 2019 tax roll (FY 2020) \$1,599,085,838

Debt Limit: 10% of Assessed Valuation (for any one purpose) \$ 159,908,584

Debt Limit: 35% of Assessed Valuation (aggregate, all purposes) \$ 559,680,043

There are no outstanding bonds secured by ad valorem taxes of the City of Lafayette at this time.

Governing Authority: Parish of Lafayette, Louisiana

Ad valorem Taxes:

Assessed Valuation, 2019 tax roll (FY 2020) \$2,349,992,652

Debt Limit: 10% of Assessed Valuation (for any one purpose) \$ 234,999,265

Debt outstanding \$ 43,555,000

The Louisiana Revised Statutes limit the City's bonded debt for any one purpose to 10% of the assessed valuation including homestead exemption property and 35% for all purposes. The Parish bonded debt is limited to 10% of the assessed valuation of the taxable property for any one purpose.

LAFAYETTE CITY-PARISH CONSOLIDATED GOVERNMENT
Lafayette, Louisiana

Management's Discussion and Analysis (Continued)
October 31, 2020

Economic Factors and Next Year's Budget

Many factors were considered when preparing the fiscal year 2021 budget. The status of the Lafayette economy was assessed as well as historical revenue and expenditure trends. At the time the budget was prepared, the State of Louisiana was emerging from general stay at home orders and working through phased business reopening plans as a result of the on-going COVID-19 health crisis. While there were early indications of recovery in Lafayette as business resumed, the year to year trend analysis of retail sales and other economic indicators were not accurate for forecasting the fiscal year 2021 with any certainty. There was also the expectation of additional rises in COVID infections which would lead to reinstating temporary business closures. The 2021 budget reflects a conservative approach to the estimate of revenues combined with stringent budgetary cuts and cost saving adjustments in response to the adverse economic impacts experienced due to the pandemic.

Total Budgeted Revenues net of interfund transfers for 2021 are \$523 which represents a decrease of \$24.4 (4.7%) as compared to the 2020. This decrease is primarily due to an estimated decrease in Sales Tax revenue of \$21.5 and a \$7.5 decrease in Utilities System revenues. Total appropriations including inter-fund transfers and capital outlay total \$609 and reflects a decrease over 2020 of \$23.3 or 3.8%.

In the FY 2021 budget, appropriations in the City General Fund totaled \$104.8 which represents a decrease of 7.6% from FY 2020. Amounts appropriated in the FY 2021 Parish General Fund budget totaled \$12.2 and represents a 5.8% decrease over FY 2020. LCG continues to diligently monitor its operations and the local economy with the expectation of reacting quickly to any further realized effects of the pandemic.

Another major revenue source to the General Fund is the Utilities System's payment in-lieu-of-tax (ILOT) which makes up 26.9% of the General Fund's revenues. The ILOT for fiscal year 2020 was \$25.4.

In order to maintain financial flexibility, conserve a sufficient fund balance, and allow for the controlled use of excess fund balance, the LCG administration adopted as part of its budgetary strategy a City fund balance policy whereby a minimum maintenance level was set at 20% of annual expenditures. For FY 2021, LCG adopted a City General Fund budget with a budgeted fund balance of \$28.2, which exceeds the administration's policy. The 2021 budgeted ending fund balance for the Parish General Fund is \$66.8 thousand.

Request for Information

This financial report is designed to provide a general overview of the finances of Lafayette City-Parish Consolidated Government and to demonstrate accountability for monies received. Questions concerning any of the information provided in this report or requests for additional information should be addressed to Lafayette Consolidated Government, Office of Finance and Management, P.O. Box 4017-C, Lafayette, Louisiana 70502.



Lafayette

CONSOLIDATED GOVERNMENT

Government-Wide Financial Statements

LAFAYETTE CITY-PARISH CONSOLIDATED GOVERNMENT
Lafayette, Louisiana

Statement of Net Position
October 31, 2020

	Primary Government			Component Units
	Governmental Activities	Business-type Activities	Total	
ASSETS				
Cash and interest-bearing deposits	\$ 59,925,306	\$ 15,509,973	\$ 75,435,279	\$ 68,511,794
Investments	309,675,595	18,427,755	328,103,350	15,705,276
Receivables, net	7,648,751	29,443,179	37,091,930	12,026,483
Internal balances	218,702	(218,702)	-	-
Due from primary government/component unit	38,960	-	38,960	6,722
Due from other governmental agencies	25,846,183	6,542,374	32,388,557	12,231,037
Inventories, net	609,818	22,864,706	23,474,524	257,292
Prepaid items	513,168	877,012	1,390,180	509,571
Other assets	-	-	-	2,489,333
Note receivable	1,535,000	-	1,535,000	-
Restricted assets:				
Cash and interest-bearing deposits	-	10,307,547	10,307,547	31,289,051
Investments	-	236,026,902	236,026,902	-
Receivables	-	229,925	229,925	-
Unamortized start-up costs	-	1,235,962	1,235,962	-
Capital assets:				
Non-depreciable	108,982,656	58,366,496	167,349,152	98,634,904
Depreciable, net	512,542,505	706,528,070	1,219,070,575	107,275,541
Total assets	<u>1,027,536,644</u>	<u>1,106,141,199</u>	<u>2,133,677,843</u>	<u>348,937,004</u>
DEFERRED OUTFLOWS OF RESOURCES				
Deferred loss on bond refunding	10,114,500	13,392,916	23,507,416	3,660
Other postemployment benefits	7,043,790	1,637,242	8,681,032	35,561
Pensions	37,966,077	9,023,715	46,989,792	2,053,717
Total deferred outflows of resources	<u>55,124,367</u>	<u>24,053,873</u>	<u>79,178,240</u>	<u>2,092,938</u>
LIABILITIES				
Accounts and other payables	22,164,063	20,187,234	42,351,297	16,629,452
Due to primary government/component unit	6,722	-	6,722	38,960
Due to other governmental agencies	-	-	-	9,538
Unearned revenue	604,066	20,040	624,106	1,946,614
Customer deposits	-	9,807,918	9,807,918	393,200
Long-term liabilities:				
Portion due or payable within one year	34,137,954	2,339,261	36,477,215	1,396,038
Portion due or payable after one year	500,199,612	462,878,690	963,078,302	14,599,280
Total liabilities	<u>557,112,417</u>	<u>495,233,143</u>	<u>1,052,345,560</u>	<u>35,013,082</u>
DEFERRED INFLOWS OF RESOURCES				
Property taxes	-	-	-	2,498,172
Other postemployment benefits	2,095,523	487,079	2,582,602	19,298
Pensions	14,763,435	4,353,906	19,117,341	2,516,197
Total deferred inflows of resources	<u>16,858,958</u>	<u>4,840,985</u>	<u>21,699,943</u>	<u>5,033,667</u>
NET POSITION				
Net investment in capital assets	382,191,346	427,491,698	809,683,044	201,372,631
Restricted for (Note 21):				
Capital projects	131,577,415	-	131,577,415	30,748,024
Debt service	34,369,647	165,038,685	199,408,332	2,830,083
External legal constraints/programs	61,872,516	-	61,872,516	607,346
Unrestricted (deficit)	<u>(101,321,288)</u>	<u>37,590,561</u>	<u>(63,730,727)</u>	<u>75,425,109</u>
Total net position	<u>\$ 508,689,636</u>	<u>\$ 630,120,944</u>	<u>\$ 1,138,810,580</u>	<u>\$ 310,983,193</u>

The accompanying notes are an integral part of the basic financial statements.

LAFAYETTE CITY-PARISH CONSOLIDATED GOVERNMENT
Lafayette, Louisiana

Statement of Activities
For the Year Ended October 31, 2020

Function/Program	Expenses	Program Revenues			Net (Expense) Revenue and Changes in Net Position			Component Units
		Fees, Fines and Charges for Services	Operating Grants and Contributions	Capital Grants and Contributions	Primary Government			
					Governmental Activities	Business-Type Activities	Total	
Primary government:								
Governmental activities -								
General government	\$ 55,585,624	\$ 12,314,730	\$ 825,682	\$ -	\$ (42,445,212)	\$ -	\$ (42,445,212)	\$ -
Public safety	87,925,351	2,721,918	23,640,407	-	(61,563,026)	-	(61,563,026)	-
Public works	41,020,158	1,047,300	8,337,041	1,475,015	(30,160,802)	-	(30,160,802)	-
Urban redevelopment and housing	1,662,715	-	1,022,008	-	(640,707)	-	(640,707)	-
Culture and recreation	27,701,257	3,955,823	-	33,548	(23,711,886)	-	(23,711,886)	-
Health and welfare	1,140,310	-	-	-	(1,140,310)	-	(1,140,310)	-
Economic opportunity	346,859	-	282,102	-	(64,757)	-	(64,757)	-
Economic development and assistance	1,041,332	-	571,340	-	(469,992)	-	(469,992)	-
Unallocated depreciation	18,889,263	-	-	-	(18,889,263)	-	(18,889,263)	-
Interest on long-term debt	11,190,201	-	55,720	-	(11,134,481)	-	(11,134,481)	-
Total governmental activities	246,503,070	20,039,771	34,734,300	1,508,563	(190,220,436)	-	(190,220,436)	-
Business-type activities -								
Electric	138,720,335	165,391,654	4,295,576	140,856	-	31,107,751	31,107,751	-
Water	19,125,301	21,206,183	-	-	-	2,080,882	2,080,882	-
Sewer	26,454,431	30,396,507	-	-	-	3,942,076	3,942,076	-
Communications system	35,810,276	43,231,439	542,123	-	-	7,963,286	7,963,286	-
Coal-fired electric plant	36,491,506	37,491,409	-	-	-	999,903	999,903	-
Solid waste collection services	15,672,014	16,834,331	-	-	-	1,162,317	1,162,317	-
CNG Service Station	162,553	233,572	-	-	-	71,019	71,019	-
Total business-type activities	272,436,417	314,785,095	4,837,699	140,856	-	47,327,233	47,327,233	-
Total primary government	\$518,939,487	\$334,824,866	\$39,571,999	\$ 1,649,419	(190,220,436)	47,327,233	(142,893,203)	-
Component units								
Cajundome Commission	\$ 6,997,949	\$ 4,060,054	\$ 338,744	\$ 100,000	-	-	-	(2,499,151)
Lafayette Regional Airport	15,933,228	12,074,269	108,099	25,633,207	-	-	-	21,882,347
Lafayette Public Trust Financing Authority	875,333	96,732	-	-	-	-	-	(778,601)
Nonmajor component units	18,409,591	12,753,514	4,082,408	202,004	-	-	-	(1,371,665)
Total component units	\$ 42,216,101	\$ 28,984,569	\$ 4,529,251	\$25,935,211	-	-	-	17,232,930
General revenues:								
Taxes -								
Property	-	-	-	-	86,874,509	-	86,874,509	6,330,222
Sales	-	-	-	-	87,013,881	-	87,013,881	-
Occupational licenses	-	-	-	-	3,165,112	-	3,165,112	-
Insurance premium	-	-	-	-	946,801	-	946,801	-
Franchise fees	-	-	-	-	2,480,829	-	2,480,829	-
Interest and penalties - delinquent taxes	-	-	-	-	152,715	-	152,715	-
Other	-	-	-	-	76,801	-	76,801	2,214,299
Grants and contributions not restricted to specific programs								
Non-employer pension contributions	-	-	-	-	1,863,684	-	1,863,684	48,272
Investment earnings	-	-	-	-	3,357,502	691,689	4,049,191	45,570
Gain on sale/disposal of capital assets	-	-	-	-	4,554,422	3,288,720	7,843,142	2,971,305
Miscellaneous	-	-	-	-	19,504	4,354	23,858	25,449
Transfers	-	-	-	-	1,639,030	200,856	1,839,886	664,923
Total general revenues and transfers	-	-	-	-	25,424,678	(25,424,678)	-	-
Changes in net position	27,349,032	26,088,174	53,437,206	29,532,970	481,340,604	604,032,770	1,085,373,374	281,450,223
Net position, beginning as restated	-	-	-	-	\$508,689,636	\$630,120,944	\$1,138,810,580	\$ 310,983,193
Net position, ending	-	-	-	-	\$508,689,636	\$630,120,944	\$1,138,810,580	\$ 310,983,193

The accompanying notes are an integral part of the basic financial statements.

Fund Financial Statements

LAFAYETTE CITY-PARISH CONSOLIDATED GOVERNMENT

Lafayette, Louisiana

Balance Sheet - Governmental Funds

October 31, 2020

	General	Sales Tax Capital Improvements	Other Governmental Funds	Total Governmental Funds
ASSETS				
Cash and interest-bearing deposits	\$ 13,908,120	\$ 10,535,039	\$ 37,956,981	\$ 62,400,140
Investments	53,811,908	52,813,302	179,779,684	286,404,894
Accounts receivable, net	1,940,885	-	799,422	2,740,307
Loans receivable	-	-	3,148,978	3,148,978
Allowance for uncollectible loans	-	-	(290,948)	(290,948)
Assessments receivable	-	-	32,109	32,109
Accrued interest receivable	273,290	268,218	878,093	1,419,601
Due from other funds	5,648,768	5,354,140	3,039,435	14,042,343
Due from component units	38,960	-	-	38,960
Due from other governmental agencies	789,732	-	16,963,228	17,752,960
Inventories, at cost	-	161,176	25,953	187,129
Prepaid items	313	-	247,623	247,936
Note receivable	1,535,000	-	-	1,535,000
Total assets	<u>\$ 77,946,976</u>	<u>\$ 69,131,875</u>	<u>\$ 242,580,558</u>	<u>\$ 389,659,409</u>
LIABILITIES AND FUND BALANCES				
Liabilities:				
Cash overdraft	\$ -	\$ -	\$ 7,247,963	\$ 7,247,963
Accounts payable	681,763	778,984	3,068,689	4,529,436
Accrued salaries and benefits	5,115,237	93,039	898,375	6,106,651
Contracts payable	-	753,062	5,695,895	6,448,957
Retainage payable	-	383,881	2,103,689	2,487,570
Other payables	579,641	-	188,999	768,640
Due to other funds	712,441	500,000	12,081,254	13,293,695
Due to component units	6,722	-	-	6,722
Unearned revenue	1,877	1,953	600,236	604,066
Total liabilities	<u>7,097,681</u>	<u>2,510,919</u>	<u>31,885,100</u>	<u>41,493,700</u>
Fund balances:				
Nonspendable -				
Inventories	-	161,176	25,953	187,129
Prepaid items	313	-	247,623	247,936
Long-term note receivable	1,535,000	-	-	1,535,000
Restricted -				
Capital expenditures	-	66,459,780	115,583,302	182,043,082
Debt service	-	-	33,365,872	33,365,872
Operations and maintenance	-	-	58,150,591	58,150,591
Purpose of grantors and donors	-	-	3,311,192	3,311,192
Committed -				
Fire and police sustainability and resiliency	10,016,795	-	-	10,016,795
Operations and maintenance	-	-	13,303	13,303
Unassigned	59,297,187	-	(2,378)	59,294,809
Total fund balances	<u>70,849,295</u>	<u>66,620,956</u>	<u>210,695,458</u>	<u>348,165,709</u>
Total liabilities and fund balances	<u>\$ 77,946,976</u>	<u>\$ 69,131,875</u>	<u>\$ 242,580,558</u>	<u>\$ 389,659,409</u>

The accompanying notes are an integral part of the basic financial statements.

LAFAYETTE CITY-PARISH CONSOLIDATED GOVERNMENT
Lafayette, Louisiana

Reconciliation of the Governmental Funds Balance Sheet
to the Statement of Net Position
October 31, 2020

Total fund balances for governmental funds at October 31, 2020		\$ 348,165,709
Total net position reported for governmental activities in the statement of net position is different because:		
Capital assets used in governmental activities are not financial resources and, therefore, are not reported in the funds. These assets consist of the following:		
Land	\$ 44,456,807	
Construction in progress	64,525,849	
Land improvements, net of \$3,079,406 accumulated depreciation	6,498,760	
Buildings and improvements, net of \$107,876,243 accumulated depreciation	98,108,665	
Vehicles, net of \$43,621,416 accumulated depreciation	22,834,263	
Movables, net of \$30,907,734 accumulated depreciation	16,162,602	
Infrastructure, net of \$401,110,334 accumulated depreciation	<u>368,387,374</u>	620,974,320
Certain receivables are not available to pay for the current period's expenditures and, therefore, are not reported in the funds		8,034,854
The deferred loss on bond refunding is not an available resource, and therefore, is not reported in the funds		10,114,500
The deferred outflows of expenditures for the OPEB and various pensions are not a use of current resources, and therefore, are not reported in the funds		45,009,867
Interest expense is accrued at year-end in the government-wide financial statements, but is recorded only if due and payable on the governmental fund financial statements		(1,242,837)
Some liabilities are not due and payable in the current period and, therefore, are not reported in the governmental funds. These liabilities consist of the following:		
Bonds and certificates of indebtedness payable	(328,511,858)	
Compensated absences payable	(18,808,248)	
Other postemployment benefits	(32,442,285)	
Net pension liability	<u>(137,491,799)</u>	(517,254,190)
The deferred inflows of contributions for the OPEB and various pensions are not available resources, and therefore, are not reported in in the funds		(16,858,958)
Internal service funds are used by management to charge the costs of certain activities to individual funds. The assets and liabilities of internal service funds are included in governmental activities in the statement of net position.		<u>11,746,371</u>
Total net position of governmental activities at October 31, 2020		<u>\$ 508,689,636</u>

The accompanying notes are an integral part of the basic financial statements.

LAFAYETTE CITY-PARISH CONSOLIDATED GOVERNMENT

Lafayette, Louisiana

Statement of Revenues, Expenditures, and Changes in Fund Balances - Governmental Funds
For the Year Ended October 31, 2020

	General	Sales Tax Capital Improvements	Other Governmental Funds	Total Governmental Funds
Revenues:				
Taxes -				
Ad valorem	\$ 29,651,389	\$ -	\$ 57,223,120	\$ 86,874,509
Sales and use	33,211,184	27,141,663	25,980,504	86,333,351
Payment in lieu of taxes:				
Utilities system	24,679,711	-	-	24,679,711
Communications system	767,904	-	-	767,904
Other	3,657,145	-	-	3,657,145
Licenses and permits	3,165,112	-	2,378,320	5,543,432
Intergovernmental -				
Federal grants	-	-	28,743,449	28,743,449
State funds:				
Parish transportation funds	-	-	1,408,012	1,408,012
State shared revenue	496,781	-	1,366,903	1,863,684
On-behalf payments	3,218,524	-	-	3,218,524
Other	117,014	-	2,722,316	2,839,330
Charges for services	10,118,260	-	5,675,794	15,794,054
Fines and forfeits	831,488	-	1,035,910	1,867,398
Investment earnings	817,617	812,820	2,607,703	4,238,140
Miscellaneous	845,260	302,691	491,079	1,639,030
Total revenues	<u>111,577,389</u>	<u>28,257,174</u>	<u>129,633,110</u>	<u>269,467,673</u>
Expenditures:				
Current -				
General government	26,748,463	647,149	24,934,936	52,330,548
Public safety	71,716,655	1,254,270	4,486,626	77,457,551
Public works	3,797,267	7,923,327	25,007,498	36,728,092
Urban redevelopment and housing	-	-	1,486,667	1,486,667
Culture and recreation	1,864	863,761	23,263,478	24,129,103
Health and welfare	41,827	-	1,026,989	1,068,816
Economic opportunity	42,869	-	282,102	324,971
Economic development and assistance	-	-	571,340	571,340
Debt service -				
Principal retirement	-	-	23,715,000	23,715,000
Interest and fiscal charges	-	-	10,872,768	10,872,768
Debt issuance costs	-	-	1,083,591	1,083,591
Capital outlay	-	14,963,108	29,771,838	44,734,946
Total expenditures	<u>102,348,945</u>	<u>25,651,615</u>	<u>146,502,833</u>	<u>274,503,393</u>
Excess (deficiency) of revenues over expenditures	<u>9,228,444</u>	<u>2,605,559</u>	<u>(16,869,723)</u>	<u>(5,035,720)</u>
Other financing sources (uses):				
Issuance of debt	-	-	50,000,000	50,000,000
Issuance of refunding debt	-	-	42,075,000	42,075,000
Premium from issuance of debt	-	-	10,303,427	10,303,427
Payment to escrow agent	-	-	(42,956,211)	(42,956,211)
Transfers in	18,844,828	1,115,017	42,349,942	62,309,787
Transfers out	(13,425,929)	(3,960,309)	(44,946,977)	(62,333,215)
Total other financing sources (uses)	<u>5,418,899</u>	<u>(2,845,292)</u>	<u>56,825,181</u>	<u>59,398,788</u>
Net change in fund balances	14,647,343	(239,733)	39,955,458	54,363,068
Fund balances, beginning	<u>56,201,952</u>	<u>66,860,689</u>	<u>170,740,000</u>	<u>293,802,641</u>
Fund balances, ending	<u>\$ 70,849,295</u>	<u>\$ 66,620,956</u>	<u>\$ 210,695,458</u>	<u>\$ 348,165,709</u>

The accompanying notes are an integral part of the basic financial statements.

LAFAYETTE CITY-PARISH CONSOLIDATED GOVERNMENT
Lafayette, Louisiana

**Reconciliation of the Statement of Revenues, Expenditures, and
Changes in Fund Balances of Governmental Funds
to the Statement of Activities
For the Year Ended October 31, 2020**

Total net changes in fund balances at October 31, 2020 per statement of revenues, expenditures and changes in fund balances		\$ 54,363,068
The change in net position reported for governmental activities in the statement of activities is different because:		
Governmental funds report capital outlays as expenditures. However, in the statement of activities, the cost of those assets is allocated over their estimated useful lives and reported as depreciation expense.		
Capital outlay and equipment purchases which are considered expenditures on the statement of revenues, expenditures and changes in fund balances	\$ 44,734,946	
Capital assets assigned from the Cajundome Commission	33,548	
Depreciation expense for the year ended October 31, 2020	(31,421,041)	
Loss on sale/disposal of capital assets	<u>(494,966)</u>	12,852,487
Revenues in the statement of activities that do not provide current financial resources are not reported as revenues in the governmental funds		
Sales taxes	672,443	
Non-employer pension contributions	<u>3,357,502</u>	4,029,945
Repayment of principal of long-term debt is recorded as expenditures in the governmental funds but reduces the liability in the statement of net position. Also governmental funds report the effect of premiums, discounts, and similar items when debt is first issued, whereas these amounts are deferred and amortized in the statement of activities over multiple periods.		
Issuance of debt	(92,075,000)	
Payment to escrow agent	42,956,211	
Principal payments	23,715,000	
Original issue premium on debt issued during the fiscal year	(10,303,427)	
Net bond premium, discount amortized	2,147,340	
Loss on refunding amortized	<u>(1,260,346)</u>	(34,820,222)
Expenses reported in the statement of activities are recognized when liabilities are incurred; while expenditures are recognized at the fund level when cash payments are made. The amounts below represent the difference between the expenses incurred at the government-wide level and the current financial resources expended at the fund level.		
Compensated absences	(1,900,141)	
Interest expense	(120,836)	
Other postemployment benefits	(331,952)	
Pension expense	<u>(7,315,022)</u>	(9,667,951)
Internal service funds are used by management to charge the costs of certain activities to individual funds. The net revenue (expense) of the internal service funds is reported with governmental activities		<u>591,705</u>
Total changes in net position at October 31, 2020 per statement of activities		<u>\$27,349,032</u>

The accompanying notes are an integral part of the basic financial statements.



Lafayette

CONSOLIDATED GOVERNMENT

LAFAYETTE CITY-PARISH CONSOLIDATED GOVERNMENT
Lafayette, Louisiana

Statement of Net Position - Proprietary Funds
October 31, 2020

	Business -Type Activities - Enterprise Funds				Total	Governmental Activities Internal Service Funds
	Utilities System	Communications System	Lafayette Public Power Authority	Other Enterprise Funds		
ASSETS						
CURRENT ASSETS						
Cash and interest-bearing deposits	\$ 8,733,892	\$ 2,695,124	\$ 3,161,385	\$ 919,572	\$ 15,509,973	\$ 4,784,617
Investments	-	-	14,000,000	4,427,755	18,427,755	23,270,701
Accounts receivable, net	25,862,770	1,513,098	2,184	2,042,640	29,420,692	480,521
Accrued interest receivable	-	-	-	22,487	22,487	118,183
Due from other funds	160,166	2,236	265,755	1,645,366	2,073,523	78,405
Due from other governmental agencies	5,979,404	562,970	-	-	6,542,374	-
Inventories, net	10,276,108	-	12,588,598	-	22,864,706	422,689
Prepaid items	1,008	525,551	350,453	-	877,012	265,232
Total current assets	<u>51,013,348</u>	<u>5,298,979</u>	<u>30,368,375</u>	<u>9,057,820</u>	<u>95,738,522</u>	<u>29,420,348</u>
NONCURRENT ASSETS						
Restricted assets:						
Cash and interest-bearing deposits	7,188,766	2,949,953	168,828	-	10,307,547	-
Investments	209,870,699	7,000,000	19,156,203	-	236,026,902	-
Receivables	203,459	-	26,466	-	229,925	-
Total restricted assets	<u>217,262,924</u>	<u>9,949,953</u>	<u>19,351,497</u>	<u>-</u>	<u>246,564,374</u>	<u>-</u>
CAPITAL ASSETS						
Land	20,611,843	398,264	201,964	3,147,688	24,359,759	-
Construction in progress	21,810,424	4,661,553	7,534,760	-	34,006,737	-
Buildings and site improvements, net	-	-	-	89,487	89,487	97,075
Equipment, net	-	-	-	1,140,726	1,140,726	453,766
Utility plant and equipment, net	518,583,256	70,977,130	115,737,471	-	705,297,857	-
Total capital assets, net	<u>561,005,523</u>	<u>76,036,947</u>	<u>123,474,195</u>	<u>4,377,901</u>	<u>764,894,566</u>	<u>550,841</u>
OTHER ASSETS						
Notes receivable - interfund loans	24,706,574	-	-	-	24,706,574	-
Unamortized start-up costs	-	1,235,962	-	-	1,235,962	-
Total other assets	<u>24,706,574</u>	<u>1,235,962</u>	<u>-</u>	<u>-</u>	<u>25,942,536</u>	<u>-</u>
Total noncurrent assets	<u>802,975,021</u>	<u>87,222,862</u>	<u>142,825,692</u>	<u>4,377,901</u>	<u>1,037,401,476</u>	<u>550,841</u>
Total assets	<u>853,988,369</u>	<u>92,521,841</u>	<u>173,194,067</u>	<u>13,435,721</u>	<u>1,133,139,998</u>	<u>29,971,189</u>
DEFERRED OUTFLOWS OF RESOURCES						
Deferred loss on bond refunding	8,464,154	3,171,471	1,757,291	-	13,392,916	-
Other postemployment benefits	1,551,300	68,580	-	17,362	1,637,242	-
Pensions	7,547,764	1,206,021	-	269,930	9,023,715	-
Total deferred outflows of resources	<u>17,563,218</u>	<u>4,446,072</u>	<u>1,757,291</u>	<u>287,292</u>	<u>24,053,873</u>	<u>-</u>

The accompanying notes are an integral part of the basic financial statements.

	Business -Type Activities - Enterprise Funds				Total	Governmental Activities Internal Service Funds
	Utilities System	Communications System	Lafayette Public Power Authority	Other Enterprise Funds		
LIABILITIES						
CURRENT LIABILITIES (payable from current assets)						
Cash overdraft	-	-	-	-	-	11,488
Accounts payable	8,577,184	1,523,476	1,475,626	2,239,960	13,816,246	428,897
Accrued liabilities	2,661,540	421,239	-	70,957	3,153,736	63,891
Contracts payable	1,047,223	295,102	1,563,368	-	2,905,693	-
Retainage payable	311,559	-	-	-	311,559	-
Other payables	-	-	-	-	-	28,815
Unearned revenue	20,040	-	-	-	20,040	-
Due to other funds	1,914,527	902,342	1,668	-	2,818,537	82,039
Unpaid claims liability	-	-	-	-	-	6,342,860
Compensated absences	2,060,706	201,078	-	77,477	2,339,261	106,925
Total	16,592,779	3,343,237	3,040,662	2,388,394	25,365,072	7,064,915
CURRENT LIABILITIES (payable from restricted assets)						
Customers' deposits	9,656,076	151,842	-	-	9,807,918	-
Total current liabilities	26,248,855	3,495,079	3,040,662	2,388,394	35,172,990	7,064,915
NONCURRENT LIABILITIES						
Revenue bonds payable	242,170,516	93,389,396	79,236,363	-	414,796,275	-
Notes payable - interfund loans	-	24,706,574	-	-	24,706,574	-
Claims payable	-	-	-	-	-	10,633,591
Compensated absences	5,784,580	-	-	144,322	5,928,902	-
Other postemployment benefits	7,146,381	316,408	-	80,697	7,543,486	-
Net pension liability	29,142,811	4,554,921	-	912,295	34,610,027	-
Total noncurrent liabilities	284,244,288	122,967,299	79,236,363	1,137,314	487,585,264	10,633,591
Total liabilities	310,493,143	126,462,378	82,277,025	3,525,708	522,758,254	17,698,506
DEFERRED INFLOWS OF RESOURCES						
Other postemployment benefits	461,511	20,403	-	5,165	487,079	-
Pensions	3,607,908	569,581	-	176,417	4,353,906	-
Total deferred inflows of resources	4,069,419	589,984	-	181,582	4,840,985	-
NET POSITION						
Net investment in capital assets	393,158,122	(14,476,080)	44,431,755	4,377,901	427,491,698	550,841
Restricted for:						
Debt service	140,389,105	9,798,111	14,851,469	-	165,038,685	-
Unrestricted (deficit)	23,441,798	(25,406,480)	33,391,109	5,637,822	37,064,249	11,721,842
Total net position (deficit)	\$ 556,989,025	\$ (30,084,449)	\$ 92,674,333	\$10,015,723	\$ 629,594,632	\$ 12,272,683

LAFAYETTE CITY-PARISH CONSOLIDATED GOVERNMENT
Lafayette, Louisiana

Reconciliation of the Proprietary Funds Statement of Net Position
to the Statement of Net Position
October 31, 2020

Total net position - enterprise funds at October 31, 2020	\$ 629,594,632
Total net position reported for business-type activities in the statement of net position is different because:	
The net position and liabilities of certain internal service funds are reported with business-type activities	<u>526,312</u>
Total net position of business-type activities at October 31, 2020	<u>\$ 630,120,944</u>

The accompanying notes are an integral part of the basic financial statements.

LAFAYETTE CITY-PARISH CONSOLIDATED GOVERNMENT
Lafayette, Louisiana

Statement of Revenues, Expenses, and Changes in Fund Net Position - Proprietary Funds
For the Year Ended October 31, 2020

	Business -Type Activities - Enterprise Funds				Total	Governmental Activities Internal Service Funds
	Utilities System	Communications System	Lafayette Public Power Authority	Other Enterprise Funds		
Operating revenues:						
Charges for services	\$ 213,915,365	\$ 41,867,397	\$ 37,491,409	\$ 16,730,146	\$ 310,004,317	\$ 36,525,830
Miscellaneous	3,078,979	1,364,042	-	337,757	4,780,778	2,002,822
Total operating revenues	<u>216,994,344</u>	<u>43,231,439</u>	<u>37,491,409</u>	<u>17,067,903</u>	<u>314,785,095</u>	<u>38,528,652</u>
Operating expenses:						
Production, collection and cost of services	87,551,122	18,824,880	28,437,953	14,915,958	149,729,913	38,323,694
Distribution and treatment	27,780,290	-	162,589	-	27,942,879	-
Administrative and general	28,167,129	3,873,898	2,744,099	791,142	35,576,268	-
Transfer to City in lieu of taxes	24,679,711	543,471	-	-	25,223,182	-
Depreciation and amortization	25,678,004	7,817,484	2,354,239	153,153	36,002,880	74,497
Total operating expenses	<u>193,856,256</u>	<u>31,059,733</u>	<u>33,698,880</u>	<u>15,860,253</u>	<u>274,475,122</u>	<u>38,398,191</u>
Operating income	<u>23,138,088</u>	<u>12,171,706</u>	<u>3,792,529</u>	<u>1,207,650</u>	<u>40,309,973</u>	<u>130,461</u>
Nonoperating revenues (expenses):						
Investment earnings	2,765,235	50,897	302,117	57,648	3,175,897	436,356
Interest expense	(8,914,681)	(4,910,415)	(2,792,626)	-	(16,617,722)	-
Gain (loss) on disposal of capital assets	(290,397)	836	-	3,518	(286,043)	19,504
Federal grant revenue	4,295,576	542,123	-	-	4,837,699	-
Hurricane/flood expenses	(5,667,070)	(716,005)	-	-	(6,383,075)	-
Non-employer pension contributions	580,344	90,909	-	20,436	691,689	-
Other, net	200,856	-	-	-	200,856	-
Total nonoperating revenues (expenses)	<u>(7,030,137)</u>	<u>(4,941,655)</u>	<u>(2,490,509)</u>	<u>81,602</u>	<u>(14,380,699)</u>	<u>455,860</u>
Income before contributions and transfers	16,107,951	7,230,051	1,302,020	1,289,252	25,929,274	586,321
Capital contributions	140,856	-	-	-	140,856	-
Transfers in	34,771	2,175	-	206	37,152	491
Transfers out	-	-	-	(14,215)	(14,215)	-
Change in net position	16,283,578	7,232,226	1,302,020	1,275,243	26,093,067	586,812
Net position (deficit), beginning	<u>540,705,447</u>	<u>(37,316,675)</u>	<u>91,372,313</u>	<u>8,740,480</u>	<u>603,501,565</u>	<u>11,685,871</u>
Net position (deficit), ending	<u>\$ 556,989,025</u>	<u>\$ (30,084,449)</u>	<u>\$ 92,674,333</u>	<u>\$ 10,015,723</u>	<u>\$ 629,594,632</u>	<u>\$ 12,272,683</u>

The accompanying notes are an integral part of the basic financial statements.

LAFAYETTE CITY-PARISH CONSOLIDATED GOVERNMENT
Lafayette, Louisiana

Reconciliation of the Statement of Revenues, Expenses, and
Changes in Fund Net Position of Proprietary Funds
to the Statement of Activities
For the Year Ended October 31, 2020

Total net changes in net position at October 31, 2020 per statement of revenues, expenditures and changes in fund net position	\$ 26,093,067
The change in net position reported for business-type activities in the statement of activities is different because:	
The net revenue (expense) of certain internal service funds are reported with business-type activities	<u>(4,893)</u>
Total changes in net position at October 31, 2020 per statement of activities	<u>\$ 26,088,174</u>

The accompanying notes are an integral part of the basic financial statements.

LAFAYETTE CITY-PARISH CONSOLIDATED GOVERNMENT
Lafayette, Louisiana

Statement of Cash Flows - Proprietary Funds
For the Year Ended October 31, 2020

	Business -Type Activities - Enterprise Funds					Governmental Activities Internal Service Funds
	Utilities System	Communications System	Lafayette Public Power Authority	Other Enterprise Funds	Total	
CASH FLOWS FROM OPERATING ACTIVITIES						
Receipts from customers	\$ 213,614,991	\$ 41,874,702	\$ 37,491,409	\$ 16,545,371	\$ 309,526,473	\$ 6,530,610
Receipts from insured	-	-	-	-	-	30,275,010
Payments to suppliers for goods and services	(111,781,579)	(17,430,469)	(33,645,024)	(13,326,015)	(176,183,087)	(12,414,643)
Payments to employees and for employee related costs	(25,638,902)	(3,746,083)	(413,642)	(1,305,688)	(31,104,315)	(2,507,547)
Payments for claims	-	-	-	-	-	(20,119,951)
Internal activity - payments to other funds	(24,679,711)	(543,471)	-	-	(25,223,182)	-
Other receipts	3,279,835	1,364,042	-	337,757	4,981,634	2,002,822
Net cash provided by operating activities	<u>54,794,634</u>	<u>21,518,721</u>	<u>3,432,743</u>	<u>2,251,425</u>	<u>81,997,523</u>	<u>3,766,301</u>
CASH FLOWS FROM NONCAPITAL FINANCING ACTIVITIES						
Decrease in cash overdraft	-	-	-	-	-	(134,753)
Increase in customer deposits, net of refunds	304,509	43,425	-	-	347,934	-
Interest paid on customer deposits	(1,833)	-	-	-	(1,833)	-
Payments for hurricane/flood expenses	(5,667,070)	(716,005)	-	-	(6,383,075)	-
Transfers in (out)	34,771	2,175	-	(14,215)	22,731	-
Net cash used by noncapital financing activities	<u>(5,329,623)</u>	<u>(670,405)</u>	<u>-</u>	<u>(14,215)</u>	<u>(6,014,243)</u>	<u>(134,753)</u>
CASH FLOWS FROM CAPITAL AND RELATED FINANCING ACTIVITIES						
Principal payments on bonds	(14,190,000)	(4,880,000)	(3,615,000)	-	(22,685,000)	-
Principal received/paid on interfund loan	979,653	(979,653)	-	-	-	-
Grants received	693,204	27,358	-	-	720,562	-
Interest paid	(11,184,001)	(5,385,794)	(3,307,455)	-	(19,877,250)	-
Purchase and construction of capital assets	(25,778,952)	(5,636,910)	(2,901,295)	(993,508)	(35,310,665)	(232,631)
Net cash used by capital and related financing activities	<u>(49,480,096)</u>	<u>(16,854,999)</u>	<u>(9,823,750)</u>	<u>(993,508)</u>	<u>(77,152,353)</u>	<u>(232,631)</u>
CASH FLOWS FROM INVESTING ACTIVITIES						
Interest earnings	2,623,494	50,897	343,193	52,357	3,069,941	425,147
Purchases of investments	(2,672,857)	-	(1,889,563)	(1,144,080)	(5,706,500)	(3,492,325)
Net cash provided (used) by investing activities	<u>(49,363)</u>	<u>50,897</u>	<u>(1,546,370)</u>	<u>(1,091,723)</u>	<u>(2,636,559)</u>	<u>(3,067,178)</u>
Net increase (decrease) in cash and cash equivalents	(64,448)	4,044,214	(7,937,377)	151,979	(3,805,632)	331,739
Balances, beginning of the year	<u>122,140,273</u>	<u>8,600,863</u>	<u>34,963,982</u>	<u>767,593</u>	<u>166,472,711</u>	<u>4,452,878</u>
Balances, end of the year	<u>\$ 122,075,825</u>	<u>\$ 12,645,077</u>	<u>\$ 27,026,605</u>	<u>\$ 919,572</u>	<u>\$ 162,667,079</u>	<u>\$ 4,784,617</u>

(continued)

LAFAYETTE CITY-PARISH CONSOLIDATED GOVERNMENT
Lafayette, Louisiana

Statement of Cash Flows - Proprietary Funds (Continued)
For the Year Ended October 31, 2020

	Business -Type Activities - Enterprise Funds					Governmental Activities Internal Service Funds
	Utilities System	Communications System	Lafayette Public Power Authority	Other Enterprise Funds	Total	
RECONCILIATION OF OPERATING INCOME TO NET CASH PROVIDED BY OPERATING ACTIVITIES						
Operating income	\$ 23,138,088	\$ 12,171,706	\$ 3,792,529	\$ 1,207,650	\$ 40,309,973	\$ 130,461
Adjustments to reconcile operating income to net cash provided by operating activities:						
Depreciation and amortization	25,678,004	7,817,484	2,354,239	153,153	36,002,880	74,497
Provision for bad debts	737,667	568,157	-	203,969	1,509,793	-
Pension expense	530,229	853,256	-	13,648	1,397,133	-
Other postemployment benefits	(368,181)	43,860	-	(12,380)	(336,701)	-
Other	200,856	-	-	-	200,856	-
Change in assets and liabilities:						
Receivables	(1,038,041)	(560,852)	35,122	(388,744)	(1,952,515)	145,062
Inventories	(1,105,145)	-	(656,121)	-	(1,761,266)	(20,135)
Prepaid expenses and clearing accounts	118,012	3,993	(71,710)	-	50,295	(62,639)
Accounts payable	4,727,199	715,310	(795,711)	1,107,636	5,754,434	3,365,630
Accrued liabilities	150,865	27,938	-	-	178,803	-
Unearned revenue	2,748	-	-	-	2,748	(3,268)
Due from/to other funds	1,324,553	(137,258)	(1,225,605)	(13,321)	(51,631)	122,551
Compensated absences	697,780	15,127	-	(20,186)	692,721	14,142
Net cash provided by operating activities	<u>\$ 54,794,634</u>	<u>\$ 21,518,721</u>	<u>\$ 3,432,743</u>	<u>\$ 2,251,425</u>	<u>\$ 81,997,523</u>	<u>\$ 3,766,301</u>
Noncash investing, capital and financing activities:						
Decrease in fair value of investments	<u>\$ (139,572)</u>	<u>\$ -</u>	<u>\$ (15,668)</u>	<u>\$ (3,704)</u>	<u>\$ (158,944)</u>	<u>\$ (25,698)</u>
Gain (loss) on disposal of capital assets	<u>\$ (290,397)</u>	<u>\$ 836</u>	<u>\$ -</u>	<u>\$ 3,518</u>	<u>\$ (286,043)</u>	<u>\$ 19,504</u>
Cash and cash equivalents, beginning of period						
Cash - unrestricted	\$ 3,509,557	\$ 2,571,868	\$ 4,131,949	\$ 767,593	\$ 10,980,967	\$ 4,452,878
Investments - unrestricted	6,000,000	-	19,000,000	-	25,000,000	-
Cash - restricted	16,806,657	4,028,995	741,078	-	21,576,730	-
Investments - restricted	196,494,576	2,000,000	18,637,234	-	217,131,810	-
Less: Investments with maturity in excess of 90 days	<u>(100,670,517)</u>	<u>-</u>	<u>(7,546,279)</u>	<u>-</u>	<u>(108,216,796)</u>	<u>-</u>
Total	<u>122,140,273</u>	<u>8,600,863</u>	<u>34,963,982</u>	<u>767,593</u>	<u>166,472,711</u>	<u>4,452,878</u>
Cash and cash equivalents, end of period						
Cash - unrestricted	8,733,892	2,695,124	3,161,385	919,572	15,509,973	4,784,617
Investments - unrestricted	-	-	14,000,000	-	14,000,000	-
Cash - restricted	7,188,766	2,949,953	168,828	-	10,307,547	-
Investments - restricted	209,870,699	7,000,000	19,156,203	-	236,026,902	-
Less: Investments with maturity in excess of 90 days	<u>(103,717,532)</u>	<u>-</u>	<u>(9,459,811)</u>	<u>-</u>	<u>(113,177,343)</u>	<u>-</u>
Total	<u>122,075,825</u>	<u>12,645,077</u>	<u>27,026,605</u>	<u>919,572</u>	<u>162,667,079</u>	<u>4,784,617</u>
Net increase (decrease)	<u>\$ (64,448)</u>	<u>\$ 4,044,214</u>	<u>\$ (7,937,377)</u>	<u>\$ 151,979</u>	<u>\$ (3,805,632)</u>	<u>\$ 331,739</u>

The accompanying notes are an integral part of the basic financial statements.



Lafayette

CONSOLIDATED GOVERNMENT

LAFAYETTE CITY-PARISH CONSOLIDATED GOVERNMENT
Lafayette, Louisiana

Statement of Fiduciary Net Position
Fiduciary Funds
October 31, 2020

	Metrocode Retirement Fund	Agency Funds
ASSETS		
Cash and interest-bearing deposits	\$ -	\$ 1,245,257
Investments	-	44,288
Accrued interest receivable	-	225
Total assets	-	1,289,770
LIABILITIES		
Accounts payable	-	13,806
Other payables	-	1,275,964
Total liabilities	\$ -	\$ 1,289,770

The accompanying notes are an integral part of the basic financial statements.

LAFAYETTE CITY-PARISH CONSOLIDATED GOVERNMENT
Lafayette, Louisiana

Statement of Changes in Fiduciary Net Position
Fiduciary Funds
For the Year Ended October 31, 2020

	<u>Metrocode Retirement Fund</u>
ADDITIONS	
Transfer from Codes and Permits Special Revenue Fund	\$ 2,842
DEDUCTIONS	
Benefits paid	<u>2,842</u>
Change in net position	-
Net position, beginning	<u>-</u>
Net position, ending	<u>\$ -</u>

The accompanying notes are an integral part of the basic financial statements.

LAFAYETTE CITY-PARISH CONSOLIDATED GOVERNMENT
Lafayette, Louisiana

Combining Statement of Net Position - Discretely Presented Component Units
October 31, 2020

	Cajundome Commission	Lafayette Regional Airport	Lafayette Public Trust Financing Authority	Nonmajor Component Units	Total
ASSETS					
CURRENT ASSETS:					
Cash and interest-bearing deposits	\$ 3,817,049	\$ 42,600,282	\$ 3,214,886	\$ 18,879,577	\$ 68,511,794
Restricted cash and interest-bearing deposits	-	-	282,675	-	282,675
Investments	-	-	14,906,165	799,111	15,705,276
Accounts receivable, net	449,597	1,946,788	8,227,756	1,402,342	12,026,483
Due from primary government	-	-	-	6,722	6,722
Due from other governmental agencies	-	10,099,457	-	2,131,580	12,231,037
Inventories	104,319	-	-	152,973	257,292
Prepaid items	-	407,752	-	101,819	509,571
Total current assets	<u>4,370,965</u>	<u>55,054,279</u>	<u>26,631,482</u>	<u>23,474,124</u>	<u>109,530,850</u>
NONCURRENT ASSETS:					
Restricted cash and interest-bearing deposits	-	27,155,179	-	3,851,197	31,006,376
Other assets	7,692	-	2,481,641	-	2,489,333
Net pension asset	-	-	-	-	-
Capital assets:					
Non-depreciable	-	84,320,240	64,635	14,250,029	98,634,904
Depreciable, net	-	82,600,406	2,111,420	22,563,715	107,275,541
Total noncurrent assets	<u>7,692</u>	<u>194,075,825</u>	<u>4,657,696</u>	<u>40,664,941</u>	<u>239,406,154</u>
Total assets	<u>4,378,657</u>	<u>249,130,104</u>	<u>31,289,178</u>	<u>64,139,065</u>	<u>348,937,004</u>
DEFERRED OUTFLOWS OF RESOURCES					
Deferred loss on bond refunding	-	-	-	3,660	3,660
Other postemployment benefits	-	-	-	35,561	35,561
Pensions	493,617	678,714	-	881,386	2,053,717
Total deferred outflows of resources	<u>493,617</u>	<u>678,714</u>	<u>-</u>	<u>920,607</u>	<u>2,092,938</u>
LIABILITIES					
CURRENT LIABILITIES:					
Accounts and other payables	679,747	13,163,882	28,688	2,757,135	16,629,452
Due to primary government	-	-	-	38,960	38,960
Due to other governmental agencies	-	-	-	9,538	9,538
Unearned revenue	1,869,193	32,668	-	44,753	1,946,614
Deposits	-	173,485	1,500	218,215	393,200
Current portion of long-term liabilities:					
Compensated absences	7,595	342,709	-	3,771	354,075
Bonds and leases payable	71,963	-	-	970,000	1,041,963
Total current liabilities	<u>2,628,498</u>	<u>13,712,744</u>	<u>30,188</u>	<u>4,042,372</u>	<u>20,413,802</u>
NONCURRENT LIABILITIES:					
Noncurrent portion of long-term liabilities:					
Compensated absences	130,265	-	-	471,310	601,575
Bonds and leases payable	243,632	-	-	8,567,412	8,811,044
Other postemployment benefits	-	-	-	128,217	128,217
Net pension liability	3,620,993	920,187	-	517,264	5,058,444
Total noncurrent liabilities	<u>3,994,890</u>	<u>920,187</u>	<u>-</u>	<u>9,684,203</u>	<u>14,599,280</u>
Total liabilities	<u>6,623,388</u>	<u>14,632,931</u>	<u>30,188</u>	<u>13,726,575</u>	<u>35,013,082</u>
DEFERRED INFLOWS OF RESOURCES					
Property taxes	-	336,132	-	2,162,040	2,498,172
Other postemployment benefits	-	-	-	19,298	19,298
Pensions	1,845,238	56,177	-	614,782	2,516,197
Total deferred inflows of resources	<u>1,845,238</u>	<u>392,309</u>	<u>-</u>	<u>2,796,120</u>	<u>5,033,667</u>
NET POSITION					
Net investment in capital assets	-	166,920,646	2,176,055	32,275,930	201,372,631
Restricted for (Note 21):					
Capital projects	2,325,636	27,155,179	-	1,267,209	30,748,024
Debt service	-	-	-	2,830,083	2,830,083
External legal constraints/programs	-	-	-	607,346	607,346
Unrestricted (deficit)	(5,921,988)	40,707,753	29,082,935	11,556,409	75,425,109
Total net position (deficit)	<u>\$ (3,596,352)</u>	<u>\$ 234,783,578</u>	<u>\$ 31,258,990</u>	<u>\$ 48,536,977</u>	<u>\$ 310,983,193</u>

The accompanying notes are an integral part of the basic financial statements.

LAFAYETTE CITY-PARISH CONSOLIDATED GOVERNMENT
Lafayette, Louisiana

Combining Statement of Activities - Discretely Presented Component Units
For the Year Ended October 31, 2020

	Cajundome Commission	Lafayette Regional Airport	Lafayette Public Trust Financing Authority	Nonmajor Component Units	Total
Expenses	\$ 6,997,949	\$ 15,933,228	\$ 875,333	\$ 18,409,591	\$ 42,216,101
Program Revenues:					
Charges for services	4,060,054	12,074,269	96,732	12,753,514	28,984,569
Operating grants and contributions	338,744	108,099	-	4,082,408	4,529,251
Capital grants and contributions	100,000	25,633,207	-	202,004	25,935,211
Total program revenues	<u>4,498,798</u>	<u>37,815,575</u>	<u>96,732</u>	<u>17,037,926</u>	<u>59,449,031</u>
Net program revenues (expenses)	<u>(2,499,151)</u>	<u>21,882,347</u>	<u>(778,601)</u>	<u>(1,371,665)</u>	<u>17,232,930</u>
General revenues:					
Taxes-					
Property	-	3,806,553	-	2,523,669	6,330,222
Hotel/motel	2,214,299	-	-	-	2,214,299
Grants and contributions not restricted to specific programs	-	48,272	-	-	48,272
Non-employer pension contributions	-	15,843	-	29,727	45,570
Investment earnings	22,409	1,345,787	1,244,772	358,337	2,971,305
Gain on disposal of capital assets	-	25,449	-	-	25,449
Miscellaneous	223,962	88,332	85,274	267,355	664,923
Total general revenues	<u>2,460,670</u>	<u>5,330,236</u>	<u>1,330,046</u>	<u>3,179,088</u>	<u>12,300,040</u>
Change in net position	(38,481)	27,212,583	551,445	1,807,423	29,532,970
Net position (deficit), beginning as restated	<u>(3,557,871)</u>	<u>207,570,995</u>	<u>30,707,545</u>	<u>46,729,554</u>	<u>281,450,223</u>
Net position (deficit), ending	<u>\$ (3,596,352)</u>	<u>\$ 234,783,578</u>	<u>\$ 31,258,990</u>	<u>\$ 48,536,977</u>	<u>\$ 310,983,193</u>

The accompanying notes are an integral part of the basic financial statements.



Lafayette

CONSOLIDATED GOVERNMENT

LAFAYETTE CITY-PARISH CONSOLIDATED GOVERNMENT
Lafayette, Louisiana

Notes to the Basic Financial Statements

	<u>Index</u>	<u>Page</u>
Note 1	Summary of Significant Accounting Policies.....	38
Note 2	Cash and Interest-Bearing Deposits.....	53
Note 3	Investments.....	54
Note 4	Receivables.....	56
Note 5	Ad Valorem Taxes.....	56
Note 6	Due From Other Governmental Agencies.....	57
Note 7	Restricted Assets - Enterprise Funds.....	58
Note 8	Capital Assets.....	59
Note 9	Accounts and Other Payables.....	61
Note 10	Interfund Receivables and Payables.....	62
Note 11	Receivables and Payables Between Primary Government and Component Units.....	62
Note 12	Interfund Transfers.....	63
Note 13	Transactions Between Primary Government and Discretely Presented Component Units.....	63
Note 14	Interfund Loans - Notes Receivable/Notes Payable.....	64
Note 15	Long-Term Liabilities.....	65
Note 16	Risk Management.....	72
Note 17	Commitments and Contingencies	74
Note 18	Contract for Purchase of Power.....	75
Note 19	Postemployment Health Care and Life Insurance Benefits.....	76
Note 20	Employee Retirement Systems.....	78
Note 21	Restricted Net Position.....	88
Note 22	On-Behalf Payments for Salaries and Benefits.....	88
Note 23	Environmental Liabilities and Regulations.....	89
Note 24	Flow of Funds: Restrictions on Use - Utility Revenues.....	91
Note 25	Flow of Funds: Restrictions on Use - Communications Revenues.....	92
Note 26	Flow of Funds: Restrictions on Use - LPPA.....	93
Note 27	Dedication of Proceeds and Flow of Funds - Sales and Use Taxes.....	94
Note 28	Fair Value Measurements.....	96
Note 29	Deficit Fund Balance of Individual Funds.....	97
Note 30	Compensation of Council.....	97
Note 31	Compensation, Benefits, and Other Payments to Agency Head.....	98
Note 32	Tax Abatement.....	98
Note 33	New Accounting Pronouncements.....	98
Note 34	Subsequent Events.....	99

LAFAYETTE CITY-PARISH CONSOLIDATED GOVERNMENT

Lafayette, Louisiana

Notes to the Basic Financial Statements

(1) Summary of Significant Accounting Policies

The financial statements of Lafayette City-Parish Consolidated Government (the "Government") are prepared in accordance with generally accepted accounting principles (GAAP). The Governmental Accounting Standards Board (GASB) is responsible for establishing GAAP for state and local governments through its pronouncements (Statements and Interpretations). The accounting and reporting framework and the more significant accounting policies are described below.

A. Reporting Entity

The financial reporting entity consists of (a) the primary government, (b) organizations for which the primary government is financially accountable, and (c) other organizations for which the primary government is not accountable, but for which the nature and significance of their relationship with the primary government are such that exclusion would cause the reporting entity's financial statements to be misleading or incomplete.

Primary Government -

The Government operates under a home rule charter. The plan of government provided by the home rule charter is a President-Council form of government. The elected Mayor-President is the head of the executive branch and the elected Council (nine members) will constitute the legislative branch. The Government's operations include police and fire protection, public transportation (a Government-owned bus system), streets and drainage, parks and recreation, certain social services (including urban redevelopment and housing) and general administration services. The Government owns and operates four enterprise activities: (1) a utilities system which generates and distributes electricity and provides water and sewer services; (2) a fiber optic network which provides telephone, cable TV and internet services; (3) an environmental quality division which provides compost and solid waste disposal and other environmental services; and (4) a compressed natural gas service station which provides an alternative fuel source for both public and private vehicles.

Component Units -

Section 2100 of the 2011 Governmental Accounting Standards Board (GASB) *Codification of Governmental Accounting and Financial Reporting Standards*, "Defining the Financial Reporting Entity" establishes criteria for determining which entities should be considered a component unit and, as such, part of the reporting entity for financial reporting purposes. The basic criteria are as follows:

1. Legal status of the potential component unit including the right to incur its own debt, levy its own taxes and charges, expropriate property in its own name, sue and be sued, and the right to buy, sell and lease property in its own name.
2. Whether the primary government's governing authority (City-Parish Council or Mayor-President) appoints a majority of board members of the potential component unit and is able to impose its will on the potential component unit or the potential component unit is fiscally dependent on the primary government.

LAFAYETTE CITY-PARISH CONSOLIDATED GOVERNMENT
Lafayette, Louisiana

Notes to the Basic Financial Statements (Continued)

3. Financial benefit/burden relationship between the primary government and the potential component unit.
4. The nature and significance of the relationship between the potential component unit with the primary government are such that exclusion would cause the reporting entity's financial statements to be misleading.

Based on these criteria, the Government includes the component units detailed below in the financial reporting entity.

Blended Component Unit -

Lafayette Public Power Authority (LPPA) - LPPA was created by the Louisiana Legislature for the purpose of acquiring electric generating facilities in conjunction with other governmental entities or private enterprises. LPPA owns 50% of a coal-fired generating plant in Boyce, Louisiana (other owners: Cleco - 30%; Louisiana Energy and Power Authority - 20%). All energy produced from LPPA's share of the facility is sold to the Government. Lafayette Public Utilities Authority (LPUA) is LPPA's governing authority and is comprised of City-Parish Council members whose council district includes sixty percent (60%) or more of persons residing in the City of Lafayette and the Government's Director of Utilities is its Managing Director. Although it is legally separate from the Government, LPPA is reported as if it were part of the primary government because its governing body is composed of much of the governing body of the Government and all of the energy generated is sold to the Government's Utilities System.

Discretely Presented Component Units -

Downtown Development Authority - Downtown Development Authority was created by the Louisiana Legislature to implement various plans to aid and encourage both private and public development of the Lafayette Centre Development District. The Council appoints the seven members of the Authority, and the Council must also approve any development plans of the Authority. Funding is provided by an ad valorem tax. The tax began in 1993 and renewed for a period of 15 years in 2008. The Authority's fiscal year end is December 31.

Firemen's Pension and Relief Fund and Police Pension and Relief Fund - These entities were created by the Louisiana Legislature to provide retirement and disability benefits to the firemen and policemen of the City of Lafayette. During a prior fiscal year, each merged with its respective statewide system. The funds will continue to exist until all assets have been liquidated. The entities' fiscal year end is October 31.

Cajundome Commission - Cajundome Commission was created in 1987 by an intergovernmental agreement between the City of Lafayette and the University of Louisiana - Lafayette, and is responsible for overseeing the operations of the Cajundome, a multi-purpose civic center. Three of the five members of the Commission are appointed by the Government, and the Government makes an annual contribution toward the operating and capital costs of the Cajundome. The Commission's fiscal year end is October 31.

LAFAYETTE CITY-PARISH CONSOLIDATED GOVERNMENT
Lafayette, Louisiana

Notes to the Basic Financial Statements (Continued)

City Court of Lafayette - City Court of Lafayette was created by the special legislative act. City Court has jurisdiction to hear cases that deal with the City of Lafayette municipal ordinances, traffic violations, parking violations, and cases where the amount disputed or value of the property involved does not exceed \$15,000. The City judges are elected and cannot be removed by the City-Parish officials. City Court of Lafayette is fiscally dependent on the City. The Council has the ability to modify or approve its budget, which comes from the General Fund. There are certain funds collected by City Court, pursuant to state statute, which are under the control of City Court. Financial data reported for the City Court component unit is from its separately audited financial statements for the fiscal year ended October 31.

Lafayette Regional Airport - Lafayette Regional Airport is a municipally owned, non-hub airport located on U.S. Highway 90 East in the City of Lafayette. The Airport provides passenger service through three regional carriers. The major source of revenue for the Airport is rentals on buildings, hangars, land and terminal space. The Airport is governed by a seven member, non-elected commission. Five members are appointed by the Government, one member is appointed by the Mayor-President, and one member is appointed by the mayors of the various municipalities surrounding Lafayette. The City-Parish Council has the ability to approve and/or deny each annual budget for the commission. The Airport's fiscal year end is December 31.

Lafayette Parish Waterworks District North - Lafayette Parish Waterworks District North was created under the provisions of Louisiana Revised Statutes 33:3811, for the purpose of providing potable drinking water to the rural areas of Lafayette Parish. The District is governed by a board of commissioners composed of nine members appointed by the Government. Each board of commissioners serves a four year term and cannot serve more than 12 years. The Council has the ability to impose its will by setting rates and approving the District's debt. The District's fiscal year end is December 31.

Lafayette Parish Waterworks District South - Lafayette Parish Waterworks District South was issued a charter by the State of Louisiana and a franchise from the Parish of Lafayette on October 10, 1974. The District's purpose is to provide a water system for the southern district of Lafayette Parish. The Government's Council appoints the governing body of the District. The Council has the ability to impose its will by setting rates and approving the District's debt. The District's fiscal year end is August 31.

Lafayette Public Trust Financing Authority (LPTFA) - LPTFA was formed as a public trust on January 16, 1979 pursuant to Chapter 2-A of Title 9 of the Louisiana revised statutes. The Government's Council approves the by-laws and debt issues of LPTFA. The beneficiary of the trust is the City of Lafayette. LPTFA was created to provide financing to low and moderate income families within the Parish of Lafayette. The governing body is comprised of a board of seven trustees appointed by the Government's Council. LPTFA's fiscal year end is March 31.

LAFAYETTE CITY-PARISH CONSOLIDATED GOVERNMENT
Lafayette, Louisiana

Notes to the Basic Financial Statements (Continued)

Lafayette Parish Bayou Vermilion District - Lafayette Parish Bayou Vermilion District is a corporate body created under Chapter 32 of Title 33 of the Louisiana Revised Statutes of 1950, comprised of R.S. 33:9201 through 33:9210. The District is governed by a Board of Commissioners composed of nine members. Two members are appointed by the chief executive officers of the incorporated municipalities of Lafayette Parish other than the City of Lafayette; one member is appointed by the chief executive officer of Lafayette Consolidated Government; three members, one of whom shall be a black citizen, shall be appointed by the governing authority of the City of Lafayette; one member shall be appointed by the chief executive officer of Lafayette Parish; and two members shall be appointed by the governing authority of Lafayette Consolidated Government.

The District's purpose is that of improving the water quality and the aesthetics of the Bayou Vermilion within the Parish of Lafayette in an effort to promote the bayou as a recreational and cultural asset to create and control a new type of viable economic development adjacent to Bayou Vermilion so as to provide a diversified economic base for the City and Parish of Lafayette and to do any and all other act which would enhance the general condition of Bayou Vermilion. The Council has the ability to impose its will on the District by approving the levying of taxes and the issuance of debt. The District's fiscal year end is December 31.

Lafayette Parish Communication District - Lafayette Parish Communication District consists of the "911" Fund, the Office of Homeland Security and Emergency Preparedness Fund, and the Communication System Management Fund. The "911" Fund was created by House Bill No. 480, Act No. 788 and signed into law July 18, 1979 for the purpose of establishing local emergency telephone response service for Lafayette Parish. The Lafayette City-Parish Council acting as the governing authority for Lafayette Parish shall determine the methods and sources of funding for the District. The Office of Homeland Security and Emergency Preparedness Fund (OHSEP) was consolidated with Lafayette Parish Communication District on November 1, 1984. Funding for OHSEP is provided by State of Louisiana Office of Homeland and Emergency Preparedness and the Government. Any revenues in excess of expenditures are refunded proportionately to the City and Parish of Lafayette at the end of each fiscal year. The Communication System Management Fund (CSMF) was established on November 1, 1986 to administer the City of Lafayette's 800 Megahertz Radio System. CSMF charges Lafayette Utilities System and surrounding communities a rental fee for radio tower usage. The City of Lafayette reimburses CSMF for excess expenditures over revenues received from tower rentals. The economic resources held by the District are a direct benefit for the citizens of Lafayette Parish. The relationship between the Government and the District is such that exclusion would cause the Government's financial statements to be incomplete. The District's fiscal year end is October 31.

Complete financial statements of the above component units that issue separate financial statements can be obtained at the office of the Legislative Auditor of the State of Louisiana, 1600 North 3rd, Baton Rouge, Louisiana 70802.

Related Organizations

The Government is responsible for appointing members of the boards of other organizations, but the Government's accountability for these organizations do not extend beyond making the appointments.

LAFAYETTE CITY-PARISH CONSOLIDATED GOVERNMENT
Lafayette, Louisiana

Notes to the Basic Financial Statements (Continued)

The following agencies are related organizations to the Government. Each organization's financial statements, for those that issue financial statements, can be obtained at their respective administrative offices listed as follows:

Industrial Development Board
(no financial statements)

Housing Authority of Lafayette
115 Kattie Drive
Lafayette, Louisiana 70501

Lafayette Parish Conventions and Visitors Commission
Post Office Box 52066
Lafayette, Louisiana 70505

Lafayette City-Parish Recreation Advisory Commission
(no financial statement)

Lafayette Crime Prevention Advisory Commission
(no financial statement)

Planning and Zoning Commission
(no financial statements)

Joint Ventures

The Government, in conjunction with the Lafayette Parish Sheriff's Office, has entered into an agreement to create the Lafayette Metro Narcotics Task Force (Task Force). The Task Force is solely responsible for the operations of its office. Other than certain operating expenditures that are paid or provided by the members of the joint powers agreement, the Task Force is financially independent. For 2020, the Government's operating appropriation was \$64,790. The Task Force's financial statements can be obtained at the following:

Lafayette Metro Narcotics Task Force
Post Office Box 60309
Lafayette, Louisiana 70596-0309

The Acadiana Criminalistics Laboratory Commission (Acadiana Crime Lab) was created by State statute and is comprised of a 21-member board of commissioners, for which the Government has one appointment. The Acadiana Crime Lab is financed primarily through court costs with any deficit allocated on a pro rata basis to each participating Parish. For 2020, the Government's operating appropriation was \$250,000. The Acadiana Crime Lab's financial statements can be obtained at the following:

Acadiana Criminalistics Laboratory Commission
5004 West Admiral Doyle
New Iberia, Louisiana 70560

LAFAYETTE CITY-PARISH CONSOLIDATED GOVERNMENT
Lafayette, Louisiana

Notes to the Basic Financial Statements (Continued)

Jointly Governed Organization

The Government is responsible for appointing one member of the Teche-Vermilion Fresh Water District. This appointment represents less than a voting majority of this respective board. There is no ongoing financial interest or ongoing financial responsibility for this organization.

B. Basis of Presentation

The Government's basic financial statements consist of the government-wide statements on all of the non-fiduciary activities of the primary government and its component units and the fund financial statements (individual major fund and combined nonmajor fund). The statements are prepared in accordance with accounting principles generally accepted in the United States of America as applied to governmental units.

Government-Wide Financial Statements - (GWFS)

The government-wide financial statements include the statement of net position and the statement of activities for all non-fiduciary activities of the primary government and the total for its component units. As a general rule, the effect of interfund activity has been removed from these statements. Exceptions to the general rule are payments between the enterprise funds and other various functions of government for charges such as electric fees and contributions between the primary government and its component units which are reported as external transactions. These statements distinguish between the governmental and business-type activities of the Government. Governmental activities generally are financed through taxes, intergovernmental revenues and other nonexchange transactions. Business-type activities are financed in whole or in part by fees charged to external parties. The primary government is reported separately from the legally separate component units as detailed in the previous section.

In the government-wide statement of net position, both the governmental and business-type activities columns (a) are presented on a consolidated basis by column, (b) and are reported on a full accrual, economic resource basis, which recognizes all long-term assets and receivables as well as long-term debt and obligations. The Government's net position is reported in three parts – net investment in capital assets, restricted net position; and unrestricted net position. The Government's policy is to first apply restricted resources when an expense is incurred for purposes for which both restricted and unrestricted net position are available.

The government-wide statement of activities reports both the gross and net cost of each of the Government's functions and business-type activities. The functions are also supported by general government revenues (property taxes, sales and use taxes, certain intergovernmental revenues, etc.). The statement of activities reduces gross expenses (including depreciation) by related program revenues, operating and capital grants. Program revenues include (1) charges to customers or applicants who purchase, use, or directly benefit from goods, services, or privileges provided by a given function or segment, and for various services provided and (2) grants and contributions that are restricted to meeting the operational or capital requirements of a particular function or segment. The net cost (by function or business-type activity) is normally covered by general revenue (property taxes, sales taxes, intergovernmental revenues, interest income, etc.).

LAFAYETTE CITY-PARISH CONSOLIDATED GOVERNMENT
Lafayette, Louisiana

Notes to the Basic Financial Statements (Continued)

Indirect costs are based on a study conducted by MGT of America Consulting, LLC. A Full Cost Allocation Plan is generated which allocates support services (purchasing, accounting, personnel, building maintenance, etc.) provided by the General Fund to the various City-Parish departments/funds. These costs are recorded as expenditures in the other funds and as revenue in the General Fund. Support services allocated for 2020 amounted to \$392,962 for grant programs and \$7,033,516 for other funds.

Fund Financial Statements - (FFS)

The fund financial statements provide information about the Government's funds, including its fiduciary funds and blended component units. Separate statements for each fund category - governmental, proprietary, and fiduciary - are presented. The emphasis of fund financial statements is on major governmental and enterprise funds, each displayed in a separate column. All remaining governmental and enterprise funds are aggregated and reported as nonmajor funds.

Proprietary fund operating revenues, such as charges for services, result from exchange transactions associated with the principal activity of the fund. Exchange transactions are those in which each party receives and gives up essentially equal values. Nonoperating revenues, such as subsidies and investment earnings, result from nonexchange transactions or ancillary activities.

The Government reports the following major governmental funds:

General Fund -

This is the Government's primary operating fund. It accounts for all financial resources of the general government, except those required to be accounted for in another fund. The Government is required to maintain two separate general funds as follows: 1) City General Fund which accounts for resources used to finance the legally defined services of the City government; and 2) Parish General Fund which accounts for resources used to finance the legally defined services of the Parish government.

Sales Tax Capital Improvements Fund -

This fund accounts for the portion of proceeds derived from the City's sales and use tax that is dedicated for capital improvements.

The other governmental funds of the Government are considered non-major funds. They include special revenue funds which account for the proceeds of specific revenue sources that are legally restricted to expenditures for specific purposes, debt service funds, and capital projects funds.

The Government reports the following major enterprise funds:

Utilities System Fund -

This fund accounts for the provision of electric, water and sewer services to the residents of the City and some residents of the Parish. All activities necessary to provide such services are accounted for in this fund, including, but not limited to, administration, operations, maintenance, financing and related debt service, and billing and collections.

LAFAYETTE CITY-PARISH CONSOLIDATED GOVERNMENT
Lafayette, Louisiana

Notes to the Basic Financial Statements (Continued)

Communications System Fund -

This fund accounts for the provision of wholesale fiber bandwidth to retail companies for resale and the provision of telephone, cable TV and internet services to residents of the City. All activities necessary to provide such services are accounted for in this fund, including, but not limited to, administration, operations, maintenance, financing and related debt service, and billing and collections.

Lafayette Public Power Authority (LPPA) -

This fund accounts for the operations of a coal-fired electric generation plant in Boyce, Louisiana, and the sale of energy produced to the Government. LPPA owns 50% of the total plant and accounts for 50% of total costs. The City has agreed to purchase all electric power from LPPA under the terms of a power sales contract. All activities necessary to provide such services are accounted for in LPPA, which is a blended component unit of the Government.

In addition, the Government reports the following:

Internal Service Funds -

These funds account for vehicle and transportation services, printing services, and self-insurance including medical insurance coverage provided to other departments on a cost reimbursement basis.

Metrocode Retirement Fund -

This fund accounts for monies accumulated to provide supplemental retirement benefits to two employees so that benefits to all former Metrocode employees are equitable upon retirement.

Agency Funds -

These funds account for assets held by the Government to cover estimated court costs in connection with criminal and civil suits and on behalf of other funds within the Government.

The emphasis in fund financial statements is on the major funds in either the governmental or business-type activities categories. Nonmajor funds by category are summarized into a single column. GASB No. 34 sets forth minimum criteria (percentage of assets, liabilities, revenues or expenditures/expenses of either fund category or the governmental and enterprise combined) for the determination of major funds.

The Government's internal service funds are presented in the proprietary funds financial statements. Because the principal users of the internal services are the Government's governmental activities, the financial statements of the internal services funds are consolidated into the governmental column when presented in the government-wide financial statements. To the extent possible, the cost of these services is reported in the appropriate functional activity.

LAFAYETTE CITY-PARISH CONSOLIDATED GOVERNMENT
Lafayette, Louisiana

Notes to the Basic Financial Statements (Continued)

The Government's fiduciary funds are presented in the fiduciary fund financial statements by type. Since by definition these assets are being held for the benefit of a third party and cannot be used to address activities or obligations of the Government, these funds are not incorporated into the government-wide statements.

C. Basis of Accounting

Government-wide, proprietary and fiduciary fund financial statements -

The government-wide financial statements are reported using the economic resources measurement focus and the accrual basis of accounting, as are the proprietary and fiduciary fund financial statements, except for agency funds, which have no measurement focus. Revenues are recorded when earned and expenses are recorded when a liability is incurred, regardless of the timing of related cash flows. Nonexchange transactions, in which the Government gives (or receives) value without directly receiving (or giving) equal value in exchange, include property taxes, grants, entitlements and donations. On an accrual basis, property taxes are recognized in the year for which the taxes are levied. Revenue from grants, entitlements and donations are recognized in the fiscal year in which all eligibility requirements have been satisfied.

Governmental fund financial statements -

Governmental funds are reported using the current financial resources measurement focus and the modified accrual basis of accounting. Under this method, revenues are recognized when susceptible to accrual (i.e., when they become both measurable and available). "Measurable" means the amount of the transaction can be determined and "available" means collectible within the current period or soon enough thereafter to be used to pay liabilities of the current period. Sales taxes are considered "measurable" when in the hands of the Sales Tax Collector and are recognized as revenue at that time. Ad valorem taxes are recognized as revenue in the year for which budgeted, that is, in the year in which such taxes are billed and collected. Revenue from grants, entitlements and donations are recognized in the fiscal year in which all eligibility requirements have been satisfied. All other receivables collected within 60 days after year-end are considered available and recognized as revenue of the current year.

Expenditures are recorded when the related fund liability is incurred, except for principal and interest on general long-term debt, claims and judgments and compensated absences, which are recognized to the extent they have matured. General capital asset acquisitions are reported as expenditures in governmental funds. Proceeds of general long-term debt and acquisitions under capital leases are reported as other financing sources. Except for miscellaneous supplies warehoused at central locations and issued to operating departments as needed, purchases of various operating supplies are regarded as expenditures at the time purchased.

D. Assets, Deferred Outflows of Resources, Liabilities, Deferred Inflows of Resources and Equity

Cash and Cash Equivalents

Cash includes amounts in demand deposits and on hand. For purposes of statements of cash flows, highly liquid investments (including restricted assets) with an original maturity of three months or less are considered to be cash equivalents.

LAFAYETTE CITY-PARISH CONSOLIDATED GOVERNMENT
Lafayette, Louisiana

Notes to the Basic Financial Statements (Continued)

The cash balances of substantially all funds and of other legally separate entities are pooled and invested by the Government for the purpose of increasing earnings through investment activities. The purpose of this consolidated account is to reduce administrative costs and provide a single cash balance available for the maximization of investment earnings. Each participating fund shares in the investment earnings according to its average cash and investment balance. The individual funds' portion of the pool's assets are presented as "Cash, Investments and Accrued Interest," as applicable based on its percentage of the total of each item. In addition, separate bank accounts have been established for certain restricted funds as required by bond indentures for related bond issues.

Investments

Under state law the Government may deposit funds with a fiscal agent organized under the laws of the State of Louisiana, the laws of any other state in the union, or the laws of the United States. The Government may invest in United States bonds, treasury notes and bills, government backed agency securities, or certificates and time deposits of state banks organized under Louisiana law and national banks having principal offices in Louisiana. In addition, local governments in Louisiana are authorized to invest in Louisiana Asset Management Pool (LAMP), a nonprofit corporation formed by the State Treasurer and organized under the laws of the State of Louisiana, which operates a local government investment pool.

In accordance with professional standards, investments meeting the criteria specified in the standards are stated at fair value, which is either a quoted market price or the best estimate available. Investments which do not meet the requirements are stated at cost. These investments include overnight repurchase agreements and amounts invested in LAMP.

Receivables

In the government-wide statements, receivables consist of all revenues earned at year end and not yet received. Major receivable balances for the governmental funds include sales and use taxes, federal and state grants.

Accounts receivable for the Utilities System Fund, Communications System Fund, and the Environmental Services Disposal Fund are reported net of an allowance. The allowance amount at October 31, 2020 was \$799,310, \$499,419, and \$239,850 respectively.

Loans receivable in governmental funds consist of rehabilitation, first-time homebuyers loans, etc., that are generally not expected or scheduled to be collected in the subsequent year. These are reported net of allowances. The allowance amounts are reflected on the face of the financial statement, as applicable.

Interfund Receivables and Payables

Short-term cash borrowings between funds are considered temporary in nature. These amounts are reported as "due to/from other funds." Any residual balances outstanding between the governmental activities and business-type activities are reported in the government-wide financial statements as "internal balances."

LAFAYETTE CITY-PARISH CONSOLIDATED GOVERNMENT
Lafayette, Louisiana

Notes to the Basic Financial Statements (Continued)

Inventories and Prepaid Items

Miscellaneous supplies warehoused at central locations are stated at cost (moving average). Building materials stockpiled for the Government's housing rehabilitation program, which supplies are eligible for grant reimbursement only when actually used in a project, are stated at average cost.

Inventories, other than fuel oil, held by the Utilities System Fund and the Internal Service Funds are stated at average cost. Fuel oil inventory in the Utilities System Fund is stated at the lower of cost or market. Coal inventory held by LPPA is stated at the lower of cost or market as determined by the average cost method.

Governmental fund type inventories are recorded under the consumption method in the fund financial statements. Appropriate allowances have been recorded for obsolete items. Certain payments to vendors reflect costs applicable to future accounting periods and are recorded as prepaid items.

Bond Premiums, Discounts, and Start-up Costs

In governmental funds, bond premiums, discounts, and issuance costs are recognized in the current period. In proprietary funds (and for governmental funds, in the government-wide statements), bond premiums and discounts are deferred and amortized over the terms of the bonds to which they apply. Also included in assets of the proprietary funds are start-up costs of the Communications System (as defined by applicable professional standards). These costs will be recovered by future rates of the Communications System and will be amortized over their cost recovery period.

Restricted Assets

Certain resources of the Utilities System Fund, Communications System Fund and LPPA are classified as restricted assets on the statement of net position because their use is limited by bond ordinances or for self-insurance purposes, or because they represent customers' deposits being held.

Capital Assets

The accounting treatment over property, plant, and equipment (capital assets) depends on whether the assets are used in governmental fund operations or proprietary fund operations and whether they are reported in the government-wide or fund financial statements. The Government maintains a threshold level of \$1,000 or more for capitalizing fixed assets.

LAFAYETTE CITY-PARISH CONSOLIDATED GOVERNMENT
Lafayette, Louisiana

Notes to the Basic Financial Statements (Continued)

Government-Wide Financial Statements -

In the government-wide financial statements, all governmental capital assets of City of Lafayette, Lafayette Parish Government subsequent to 1979, and Lafayette City-Parish Consolidated Government are valued at cost where historical records are available and at estimated historical cost where historical records cannot be located. All capital assets are recorded at historical cost, or estimated historical cost if actual is unavailable, except for donated assets, which are recorded at their acquisition value at the date of donation. All capital assets of Lafayette Parish Government which were purchased prior to 1980 are valued at estimate historical cost with the exception of buildings. Buildings have been recorded at insured values in effect in 1980. This basis is not in accordance with generally accepted accounting principles which require that such assets be recorded at cost or estimated historical cost. The potential differences resulting from the use of insured values as opposed to cost have been determined to be insignificant to the Government. Prior to November 1, 2001, governmental funds' infrastructure assets were not capitalized.

Capital assets in the Utilities System Fund were initially recorded on November 1, 1949 at values assigned by a survey and analysis conducted by the City's consulting engineers. Capital assets acquired since the original capitalization and all other proprietary fund capital assets are valued at historical cost.

Depreciation of all exhaustible capital assets is recorded as an allocated expense in the statement of activities, with accumulated depreciation reflected in the statement of net position. Depreciation is provided over the assets' estimated useful lives using the straight-line method of depreciation. The range of estimated useful lives by type of asset is as follows:

	<u>Years</u>
Buildings and improvements	8 - 40
Equipment (vehicles and movables)	3 - 20
Infrastructure	25 - 40
Utility plant and equipment	5 - 100
Acquisition adjustments	8 - 9

The costs of normal maintenance and repairs that do not add to the value of the asset or materially extend asset lives are not capitalized.

Fund Financial Statements -

In the fund financial statements, capital assets used in governmental fund operations are accounted for as capital outlay expenditures of the governmental fund upon acquisition. Capital assets used in proprietary fund operations are accounted for the same as in the government-wide statements.

LAFAYETTE CITY-PARISH CONSOLIDATED GOVERNMENT
Lafayette, Louisiana

Notes to the Basic Financial Statements (Continued)

The Government capitalizes interest cost during the construction phase of major capital projects of proprietary funds. The amount of interest cost capitalized on major capital projects acquired or constructed with proceeds of restricted tax-exempt debt includes all interest cost of the borrowing less any interest earned on related interest-bearing investments purchased with proceeds of the related borrowings from the date of the borrowing until the assets are placed in service. Total interest incurred for the year ended October 31, 2020 for the proprietary funds and business-type activities was \$16,617,722. The total amount for business-type activities was expensed.

Total interest incurred for the year ended October 31, 2020 for the governmental funds was \$10,872,768 and for governmental activities was \$11,190,201. The total amount for both the governmental funds and the governmental activities was expensed.

Deferred Outflows of Resources and Deferred Inflows of Resources

In some instances, GASB requires an entity to delay recognition of decreases in net position as expenditures until a future period. In other instances, entities are required to delay recognition of increases in net position as revenues until a future period. In these circumstances, deferred outflows of resources and deferred inflows of resources result from the delayed recognition of expenditures or revenues, respectively. At October 31, 2020, the Government's deferred outflows of resources and deferred inflows of resources are attributable to unamortized losses on bond refundings, OPEB, and pension plans.

Compensated Absences

Employees earn vacation pay in varying amounts ranging from eight hours per month to 16 hours per month, depending upon length of service. At the end of each year, annual leave may be carried forward provided the amount carried forward does not exceed an employee's annual earning rate at the time. Unused annual leave (in excess of what can be carried forward) is credited to the employee's sick leave balance. Subject to the above limitation, unused vacation is paid to an employee upon retirement or resignation at hourly rates being earned at separation.

Sick leave is accumulated at the rate of 12 days per year, and any unused sick leave may be carried forward without limitation. No sick leave is paid upon resignation. Employees separated due to retirement or deaths are paid for all accumulated sick leave at the hourly rates being earned by that employee at separation.

In the government-wide and proprietary fund financial statements, the Government accrues accumulated unpaid vacation and sick leave and associated related costs when earned (or estimated to be earned) by the employee. The current portion is the amount estimated to be used/paid in the following year. The remainder is reported as non-current. Compensated absences typically have been liquidated by the General Fund and a few other governmental funds. Claims liabilities typically have been liquidated by the internal service funds.

Long-term Obligations

The accounting treatment of long-term obligations depends on whether the obligation relates to governmental or proprietary fund obligations and whether they are reported in the government-wide or fund financial statements.

LAFAYETTE CITY-PARISH CONSOLIDATED GOVERNMENT
Lafayette, Louisiana

Notes to the Basic Financial Statements (Continued)

All long-term obligations to be repaid from governmental and business-type resources are reported as liabilities in the government-wide financial statements. The long-term obligations consists primarily of bonds payable, accrued compensated absences, and claims payable.

Long-term obligations for governmental funds are not reported as liabilities in the fund financial statements. These long-term obligations include claims and judgements, compensated absences, OPEB, and pension and are generally liquidated by the General Fund. The debt proceeds are reported as other financing sources and payment of principal and interest reported as expenditures. The accounting for proprietary funds is the same in the fund financial statements as it is in the government-wide financial statements.

Equity Classifications

Government-Wide Financial Statements –

Net position represents the difference between assets and deferred outflows of resources less liabilities and deferred inflows of resources. The Government reports three components as follows:

- (1) Net investment in capital assets - This component consists of net capital assets reduced by the outstanding balances of any related debt obligations and deferred inflows of resources attributable to the acquisition, construction, or improvement of those assets and increased by balances of deferred outflows of resources related to those assets.
- (2) Restricted net position - This component is considered restricted if its use is constrained to a particular purpose. Restrictions are imposed by external organizations such as federal or state laws or buyers of the Government's bonds. Restricted net position is restricted assets reduced by liabilities and deferred inflows of resources related to the restricted assets.
- (3) Unrestricted net position - This component consists of all other net position that does not meet the definition of the above two components and is available for general use by the Government.

The government-wide statement of net position reports \$392,858,263 of restricted net position of which \$117,961,530 is restricted by enabling legislation.

Fund Financial Statements –

In the fund financial statements, governmental fund equity is classified as fund balance. Fund balance is further classified as follows:

- (1) Nonspendable – amounts that cannot be spent either because they are in nonspendable form or because they are legally or contractually required to be maintained intact.

LAFAYETTE CITY-PARISH CONSOLIDATED GOVERNMENT
Lafayette, Louisiana

Notes to the Basic Financial Statements (Continued)

- (2) Restricted – amounts that can be spent only for specific purposes because of constitutional provisions or enabling legislation or because of constraints that are externally imposed by creditors, grantors, contributors, or the laws or regulations of other governments.
- (3) Committed – amounts that can be used only for specific purposes determined by a formal action of the council members. The City-Parish Council is the highest level of decision-making authority for the Government. Commitments may be established, modified, or rescinded only through ordinances approved by council members.
- (4) Assigned – amounts that do not meet the criteria to be classified as restricted or committed but that are intended to be used for specific purposes. Under the Government’s adopted policy, only the City-Parish Council may assign amounts for specific purposes.
- (5) Unassigned – the residual classification for the General Fund and includes amounts that are available for any purpose. Positive amounts are reported only in the General Fund.

At October 31, 2020, the governmental funds’ balance sheet reports restricted fund balance for capital expenditures in the amount of \$182,043,082, of which the following amounts are for encumbrances:

	Sales Tax Capital Improvements	Other Governmental Funds	Total Governmental Funds
	<u> </u>	<u> </u>	<u> </u>
Encumbrances	<u>\$ 10,758,822</u>	<u>\$ 17,580,936</u>	<u>\$ 28,339,758</u>

When an expenditure is incurred for purposes for which both restricted and unrestricted fund balance is available, the Government considers restricted funds to have been spent first. When an expenditure is incurred for which committed, assigned, or unassigned fund balances are available, the Government considers amounts to have been spent first out of committed funds, then assigned funds, and finally unassigned funds, as needed, unless the City-Parish Council provided otherwise in its commitment or assignment actions.

Proprietary fund equity is classified the same as in the government-wide statements.

Interfund Transfers

Permanent reallocations of resources between funds of the primary government are classified as interfund transfers. For the purposes of the statement of activities, all interfund transfers between governmental funds and proprietary funds have been eliminated.

LAFAYETTE CITY-PARISH CONSOLIDATED GOVERNMENT
Lafayette, Louisiana

Notes to the Basic Financial Statements (Continued)

Accounting Estimates

The preparation of financial statements in conformity with generally accepted accounting principles requires management to make estimates and assumptions that affect certain reported amounts and disclosures. Accordingly, actual results could differ from those estimates.

(2) Cash and Interest-Bearing Deposits

Under state law the Government may deposit funds with a fiscal agent bank organized under the laws of the State of Louisiana, the laws of any other state in the union, or the laws of the United States. The Government may invest in direct obligations of the United States government, bonds, debentures, notes or other evidence of indebtedness issued or guaranteed by federal agencies and/or the United States government, and time certificates of deposit of state banks organized under Louisiana law and national banks having principal offices in Louisiana.

At October 31, 2020, the Government had demand deposits (book balances) totaling \$86,988,083 as follows:

	Primary Government	Fiduciary Funds	Total
Interest-bearing deposits	\$ 85,742,826	\$ 1,245,257	\$ 86,988,083

Custodial credit risk is the risk that in the event of a bank failure of a depository financial institution, the Government's deposits may not be recovered or the collateral securities that are in the possession of the outside party will not be recovered. These deposits are stated at cost, which approximates fair value. Under state law, deposits (or the resulting bank balances) must be secured by federal deposit insurance or the pledge of securities owned by the fiscal agent bank. The fair value of the pledged securities plus the federal deposit insurance must at all times equal the amount on deposit with the fiscal agent bank. These securities are held in the name of the Government or the pledging fiscal agent bank by a holding or custodial bank that is mutually acceptable to both parties.

Deposit balances (bank balances) at October 31, 2020, are secured as follows:

Bank balances	\$ 88,403,661
Federal deposit insurance	\$ 250,000
Pledged securities	88,153,661
Total federal deposit insurance and pledged securities	\$ 88,403,661

Deposits in the amount of \$88,153,661 were exposed to custodial credit risk. These deposits are uninsured and collateralized with securities held by the pledging institution's trust department or agent, but not in the Government's name. The Government does not have a policy for custodial credit risk.

LAFAYETTE CITY-PARISH CONSOLIDATED GOVERNMENT
Lafayette, Louisiana

Notes to the Basic Financial Statements (Continued)

(3) Investments

As of October 31, 2020, the Government's investments were as follows:

Investment Type	
Primary Government:	
Repurchase agreements	\$ 77,395,152
U.S. Treasuries	351,337,046
U.S. Instrumentalities	131,692,121
LAMP	<u>3,705,933</u>
Total primary government	<u>564,130,252</u>
Fiduciary Funds:	
Repurchase agreements	2,890
U.S. Treasuries	28,469
U.S. Instrumentalities	12,377
LAMP	<u>552</u>
Total fiduciary funds	<u>44,288</u>
Total investments	<u>\$ 564,174,540</u>

The Government participates in Louisiana Asset Management Pool (LAMP). LAMP is administered by LAMP, Inc., a non-profit corporation organized under the laws of the State of Louisiana. Only local government entities having contracted to participate in LAMP have an investment interest in its pool of assets. The primary objective of LAMP is to provide safe environment for the placement of public funds in short-term, high quality investments. The financial statements for LAMP may be accessed on their website (<https://www.lamppool.com>). The LAMP portfolio includes only securities and other obligations in which local governments in Louisiana are authorized to invest in accordance with LA – R.S. 33:2955. The following provides information that is relevant to LAMP:

Credit risk: LAMP is rated AAAM by Standard & Poor's.

Custodial credit risk: LAMP participants' investments in the pool are evidenced by shares of the pool. Investments in pools should be disclosed, but not categorized because they are not evidenced by securities that exist in physical or book-entry form. The public entity's investment is with the pool, not the securities that make up the pool; therefore, no disclosure is required.

Concentration of credit risk: Pooled investments are excluded from the 5 percent disclosure requirement.

Interest rate risk: LAMP is designed to be highly liquid to give its participants immediate access to their account balances. LAMP prepares its own interest rate risk disclosures using the weighted average maturity (WAM) method. The WAM of LAMP assets is restricted to not more than 90 days, and consists of no securities with a maturity in excess of 397 or 762 days for U.S. Government variable rate investments. The WAM for LAMP's total investments is 45 days as of October 31, 2020.

The investments of LAMP are stated at fair value which is determined on a weekly basis by LAMP and the value of the position in the external investment pool is the same as the net asset value of the pooled shares. LAMP is subject to the regulatory oversight of the state treasurer and the board of directors. LAMP is not registered with the SEC as an investment company.

LAFAYETTE CITY-PARISH CONSOLIDATED GOVERNMENT
Lafayette, Louisiana

Notes to the Basic Financial Statements (Continued)

The following provides information about interest rate risk associated with the Government's investments:

Primary Government:

<u>Investment Type</u>	<u>% of Portfolio</u>	<u>Investment Maturities</u>		
		<u>Fair Value</u>	<u>Less Than One Year</u>	<u>One - Five Years</u>
Repurchase agreements	14%	\$ 77,395,152	\$ 77,395,152	\$ -
U.S. Treasuries	62%	351,337,046	321,648,825	29,688,221
U.S. Instrumentalities	23%	131,692,121	88,942,072	42,750,049
State Investment Pool (LAMP)	1%	3,705,933	3,705,933	-
Total	100%	\$ 564,130,252	\$ 491,691,982	\$ 72,438,270

Fiduciary Funds:

<u>Investment Type</u>	<u>% of Portfolio</u>	<u>Investment Maturities</u>		
		<u>Fair Value</u>	<u>Less Than One Year</u>	<u>One - Five Years</u>
Repurchase agreements	7%	\$ 2,890	\$ 2,890	\$ -
U.S. Treasuries	64%	28,469	24,046	4,423
U.S. Instrumentalities	28%	12,377	12,377	-
State Investment Pool (LAMP)	1%	552	552	-
Total	100%	\$ 44,288	\$ 39,865	\$ 4,423

Credit rate risk: The risks are managed by restricting investments to those authorized by R.S. 33:5162. The Government's Investment Policy limits investments to fully insured and/or fully-collateralized certificates of deposits and direct and indirect obligations of U.S. government agencies. The Government's investments in U.S. Treasuries and U.S. Instrumentalities were rated AA+ by Standard and Poor's and repurchase agreements were not rated.

Concentration of credit risk: R.S. 33:2955 provides that all fixed income investments be appropriately diversified by maturity, security, sector, and credit quality. At October 31, 2020, no more than 5 percent of the Government's total investments were invested in any single issue.

Custodial Credit Risk - In the event of the failure of the counterparty, the Government will not be able to recover the value of its investments or collateral securities that are in the possession of an outside party. The Government's investment policy requires all investments to be in the Government's name and all ownership securities to be evidenced by an acceptable safekeeping receipt issued by a third-party financial institution which is acceptable to the Government. Accordingly, the Government had no custodial credit risk related to its investments.

In accordance with GASB Statement No. 31, the Government recognized a net decrease in the fair value of investments in the amount of \$338,258 and \$0 for the primary government and fiduciary funds, respectively. This amount takes into account all changes in fair value that occurred during the year. The unrealized gain on investments held at October 31, 2020 was \$459,944 and \$0 for the primary government and fiduciary funds, respectively.

LAFAYETTE CITY-PARISH CONSOLIDATED GOVERNMENT
Lafayette, Louisiana

Notes to the Basic Financial Statements (Continued)

(4) Receivables

At October 31, 2020, receivables consist of the following:

	<u>Governmental Activities</u>	<u>Business-type Activities</u>	<u>Total Primary Government</u>	<u>Component Units</u>
Accounts, net	\$ 3,220,828	\$ 29,420,692	\$ 32,641,520	\$ 1,865,206
Loans receivable, net	2,858,030	-	2,858,030	7,535,128
Ad valorem taxes	-	-	-	1,822,583
Assessments	32,109	-	32,109	-
Accrued interest	1,537,784	22,487	1,560,271	374,172
Other	-	-	-	429,394
	<u>\$ 7,648,751</u>	<u>\$ 29,443,179</u>	<u>\$ 37,091,930</u>	<u>\$ 12,026,483</u>

(5) Ad Valorem Taxes

Fund financial statements -

City of Lafayette:

Ad valorem taxes attach as an enforceable lien on property as of January 1 of each year. Taxes are levied by the City in April or May and are billed to taxpayers in November. The taxes are levied for the period of November 1 through October 31. Billed taxes become delinquent on January 1 of the year following the year they attach as an enforceable lien. Revenues from ad valorem taxes are budgeted and recognized as revenue in the year billed. The City bills and collects its own property taxes using the assessed values determined by the Tax Assessor of Lafayette Parish.

For the year ended October 31, 2020, taxes of 17.94 mills were levied on property with net assessed valuations totaling \$1,599,085,838 and were dedicated as follows:

General corporate purposes	5.42 mills
Maintenance of public streets	1.29 mills
Maintenance of public buildings	1.13 mills
Recreation and parks	1.92 mills
Maintenance and operation of fire and police departments	8.18 mills

Total taxes levied were \$28,687,671. Taxes receivable at October 31, 2020 totaled \$1,208,245, all of which is considered uncollectible. Therefore, an allowance for uncollectible taxes was established for the entire balance, resulting in net taxes receivable of \$0.

LAFAYETTE CITY-PARISH CONSOLIDATED GOVERNMENT
Lafayette, Louisiana

Notes to the Basic Financial Statements (Continued)

Lafayette Parish:

Ad valorem taxes attach as an enforceable lien on property as of January 1 of each year. During the current fiscal year, taxes were levied by Lafayette Parish in August of 2019 and were billed to the taxpayers by the Assessor in November of 2019 for the period November 1, 2019 through October 31, 2020. Billed taxes are due by December 31, becoming delinquent on January 1 of the following year. Taxes are budgeted and the revenue recognized in the year following the assessment, which is the year for which the taxes are levied.

The taxes are based on assessed values determined by the Tax Assessor of Lafayette Parish and are collected by the Sheriff. The taxes are remitted net of deductions for Pension Fund contributions. For the year ended October 31, 2020, taxes of 27.96 mills were levied on property with net assessed valuations totaling \$2,349,992,652 and were dedicated as follows:

General corporate purposes, in city	1.52 mills
General corporate purposes	3.05 mills
Maintenance of buildings, drainage, roads, and bridges	17.83 mills
Debt service contingency	2.00 mills
Combined public health	2.21 mills
Storm water management	1.10 mills
Cultural Economy	0.25 mills

Total taxes levied during 2019 for 2020, exclusive of homestead exemptions, were \$59,159,059. Taxes receivable at October 31, 2020 totaled \$982,447, all of which is considered uncollectible. Therefore, an allowance for uncollectible taxes was established for the entire balance, resulting in net taxes receivable of \$0.

Government-wide financial statements -

Property taxes are recognized in the year for which they are levied, net of uncollectible amounts, as applicable.

(6) Due From Other Governmental Agencies

Amounts due from other governmental agencies consist of the following at October 31, 2020:

Fund financial statements:

Governmental funds -

Lafayette Parish School Board:

Sales and use taxes collected but not remitted \$ 8,339,793

Federal Grant funds 5,644,176

State of Louisiana:

Federal pass-through grant funds 3,246,879

State grant funds 448,047

Other 74,065

Total amount reported in governmental funds \$ 17,752,960

LAFAYETTE CITY-PARISH CONSOLIDATED GOVERNMENT
Lafayette, Louisiana

Notes to the Basic Financial Statements (Continued)

Proprietary funds -	
FEMA grant funds	<u>\$ 6,542,374</u>
Government-wide financial statements:	
Total amount reported in governmental funds	\$ 17,752,960
Total amount reported in proprietary funds	6,542,374
Additional sales and use taxes due from Lafayette Parish School Board	<u>8,093,223</u>
	<u>\$ 32,388,557</u>

(7) Restricted Assets - Enterprise Funds

Restricted assets of Utilities System Fund consist of the following at October 31, 2020:

Bond reserve fund	\$ 17,323,575
Capital additions and contingencies fund	123,065,530
Bond construction fund	67,217,743
Customers' deposits	<u>9,656,076</u>
Total	<u>\$ 217,262,924</u>

Restricted assets of Communications System Fund consist of the following at October 31, 2020:

Capital additions and contingencies fund	\$ 9,798,111
Customers' deposits	<u>151,842</u>
Total	<u>\$ 9,949,953</u>

Restricted assets of LPPA consist of the following at October 31, 2020:

Bond reserve fund	\$ 9,568,118
Capital additions and contingencies	5,283,351
Fuel cost stability fund	<u>4,500,028</u>
Total	<u>\$ 19,351,497</u>

LAFAYETTE CITY-PARISH CONSOLIDATED GOVERNMENT
Lafayette, Louisiana

Notes to the Basic Financial Statements (Continued)

(8) Capital Assets

Capital assets activity for the year ended October 31, 2020 was as follows:

	Balance 11/01/19	Additions	Deletions	Balance 10/31/20
Governmental activities:				
Capital assets not being depreciated:				
Land	\$ 44,569,822	\$ 14,526	\$ 127,541	\$ 44,456,807
Construction in progress	39,491,923	31,175,928	6,142,002	64,525,849
Other capital assets:				
Land improvements	8,815,196	762,970	-	9,578,166
Buildings and improvements	204,409,530	3,074,862	335,661	207,148,731
Vehicles	65,207,712	6,517,324	4,579,318	67,145,718
Movables	45,707,107	3,728,146	1,461,293	47,973,960
Infrastructure	763,603,762	5,893,946	-	769,497,708
Totals	<u>1,171,805,052</u>	<u>51,167,702</u>	<u>12,645,815</u>	<u>1,210,326,939</u>
Less accumulated depreciation				
Land improvements	2,687,190	392,216	-	3,079,406
Buildings and improvements	104,786,646	4,454,717	298,372	108,942,991
Vehicles	44,271,803	4,287,658	4,488,519	44,070,942
Movables	29,343,797	3,471,684	1,217,376	31,598,105
Infrastructure	382,221,071	18,889,263	-	401,110,334
Total accumulated depreciation	<u>563,310,507</u>	<u>31,495,538</u>	<u>6,004,267</u>	<u>588,801,778</u>
Governmental activities, capital assets, net	<u>\$ 608,494,545</u>	<u>\$ 19,672,164</u>	<u>\$ 6,641,548</u>	<u>\$ 621,525,161</u>
Business-type activities:				
Capital assets not being depreciated:				
Land	\$ 24,928,454	\$ 126,449	\$ 695,144	\$ 24,359,759
Construction in progress	28,137,472	34,919,731	29,050,466	34,006,737
Other capital assets:				
Buildings and improvements	2,564,029	-	-	2,564,029
Electric plant	861,279,444	18,678,004	2,199,301	877,758,147
Water plant	166,803,279	4,537,590	95,481	171,245,388
Sewer plant	254,182,602	3,646,711	407,964	257,421,349
Fiber optics	164,776,261	3,149,648	836,885	167,089,024
Equipment	17,033,894	990,613	29,991	17,994,516
Totals	<u>1,519,705,435</u>	<u>66,048,746</u>	<u>33,315,232</u>	<u>1,552,438,949</u>
Less accumulated depreciation				
Buildings and improvements	2,468,728	5,814	-	2,474,542
Electric plant	483,073,956	17,377,075	1,951,266	498,499,765
Water plant	78,880,172	4,316,305	87,265	83,109,212
Sewer plant	94,868,008	5,959,393	342,354	100,485,047
Fiber optics	89,200,365	7,713,983	802,453	96,111,895
Equipment	6,367,131	526,782	29,991	6,863,922
Total accumulated depreciation	<u>754,858,360</u>	<u>35,899,352</u>	<u>3,213,329</u>	<u>787,544,383</u>
Business-type activities, capital assets, net	<u>\$ 764,847,075</u>	<u>\$ 30,149,394</u>	<u>\$ 30,101,903</u>	<u>\$ 764,894,566</u>

LAFAYETTE CITY-PARISH CONSOLIDATED GOVERNMENT
Lafayette, Louisiana

Notes to the Basic Financial Statements (Continued)

Depreciation expense was charged to governmental activities as follows:

General government	\$ 2,115,323
Public safety	3,717,711
Public works	2,939,292
Urban redevelopment and housing	20,619
Culture and recreation	3,192,803
Health and welfare	79,980
Economic opportunity	1,706
Economic development and assistance	464,344
Internal service funds	74,497
Infrastructure depreciation is unallocated	<u>18,889,263</u>
Total	<u>\$ 31,495,538</u>

Depreciation expense was charged to business-type activities as follows:

Electric	\$ 17,268,212
Water	4,316,305
Wastewater	5,959,393
Fiber optics	7,713,983
Coal-fired electric plant	488,306
Solid waste collection services	<u>153,153</u>
Total	<u>\$ 35,899,352</u>

Construction in progress for the governmental activities is comprised of the following:

Fund type/Funding source/ Project type:	Project Authorization	Capitalized to Date	Construction in Progress	Remaining Authorized
Capital Projects Funds:				
Bond proceeds-				
Streets and drainage projects	\$ 112,454,716	\$ 5,857,509	\$ 46,815,380	\$ 59,781,827
Parks and recreation	2,700,999	132,012	1,075,101	1,493,886
Building improvements	<u>2,200,000</u>	-	<u>495,742</u>	<u>1,704,258</u>
	<u>117,355,715</u>	<u>5,989,521</u>	<u>48,386,223</u>	<u>62,979,971</u>
Other sources-				
Building improvements	138,480	-	20,843	117,637
Streets and drainage projects	<u>24,284,387</u>	<u>6,626,588</u>	<u>3,334,518</u>	<u>14,323,281</u>
	<u>24,422,867</u>	<u>6,626,588</u>	<u>3,355,361</u>	<u>14,440,918</u>
Other Governmental Funds:				
Other sources-				
Building improvements	28,000,000	6,775,481	4,433,990	16,790,529
Streets and drainage projects	<u>38,962,052</u>	<u>8,802,526</u>	<u>8,350,275</u>	<u>21,809,251</u>
	<u>66,962,052</u>	<u>15,578,007</u>	<u>12,784,265</u>	<u>38,599,780</u>
Total	<u>\$ 208,740,634</u>	<u>\$ 28,194,116</u>	<u>\$ 64,525,849</u>	<u>\$ 116,020,669</u>

LAFAYETTE CITY-PARISH CONSOLIDATED GOVERNMENT
Lafayette, Louisiana

Notes to the Basic Financial Statements (Continued)

Construction in progress for the business-type activities is comprised of the following:

Funding source/ Project type:	Project Authorization	Capitalized to Date	Construction in Progress	Remaining Authorized
Equity-				
Electric plant	\$ 52,336,581	\$ 16,451,536	\$ 14,921,909	\$ 20,963,136
Water plant	17,664,285	5,260,923	2,286,862	10,116,500
Sewer plant	32,426,308	10,182,669	9,146,464	13,097,175
Fiber optics	14,691,407	7,458,783	4,661,553	2,571,071
	<u>117,118,581</u>	<u>39,353,911</u>	<u>31,016,788</u>	<u>46,747,882</u>
Bond proceeds-				
Electric plant	40,773,654	920,225	2,516,994	37,336,435
Water	9,250,000	710,000	293,625	8,246,375
Sewer	16,750,000	124,200	179,330	16,446,470
	<u>66,773,654</u>	<u>1,754,425</u>	<u>2,989,949</u>	<u>62,029,280</u>
Total	<u>\$ 183,892,235</u>	<u>\$ 41,108,336</u>	<u>\$ 34,006,737</u>	<u>\$108,777,162</u>

(9) Accounts and Other Payables

Accounts and other payables consist of the following at October 31, 2020:

	Governmental Activities	Business-type Activities	Total Primary Government	Component Units
Accounts	\$ 5,016,702	\$ 13,816,246	\$ 18,832,948	\$15,722,393
Accrued liabilities	6,170,542	3,153,736	9,324,278	331,028
Contracts	6,448,957	2,905,693	9,354,650	-
Retainage	2,487,570	311,559	2,799,129	521,238
Accrued interest	1,242,837	-	1,242,837	54,793
Other	797,455	-	797,455	-
	<u>\$ 22,164,063</u>	<u>\$ 20,187,234</u>	<u>\$ 42,351,297</u>	<u>\$16,629,452</u>

LAFAYETTE CITY-PARISH CONSOLIDATED GOVERNMENT
Lafayette, Louisiana

Notes to the Basic Financial Statements (Continued)

(10) Interfund Receivables and Payables

Interfund receivables and payables at October 31, 2020 consist of the following:

	<u>Due from</u>	<u>Due to</u>
Major funds:		
General Fund	\$ 5,648,768	\$ 712,441
Sales Tax Capital Improvements	5,354,140	500,000
Nonmajor governmental funds:		
Special revenue funds	2,341,693	10,523,872
Debt service funds	697,742	1,355,586
Capital projects funds	-	201,796
Enterprise funds:		
Utilities System	160,166	1,914,527
Communications System	2,236	902,342
Lafayette Public Power Authority	265,755	1,668
Nonmajor enterprise funds	1,645,366	-
Internal service funds	78,405	82,039
	<u>\$ 16,194,271</u>	<u>\$ 16,194,271</u>

These balances resulted from the time lag between the dates that interfund goods and services are provided or reimbursable expenditures occur and payments between funds are made.

(11) Receivables and Payables Between Primary Government and Component Units

Balances at October 31, 2020 consist of the following:

	<u>Receivable</u>	<u>Payable</u>
Primary Government:		
General Fund	\$ 38,960	\$ 6,722
Component Units:		
Lafayette Parish Communication District	6,722	38,960
	<u>\$ 45,682</u>	<u>\$ 45,682</u>

LAFAYETTE CITY-PARISH CONSOLIDATED GOVERNMENT
Lafayette, Louisiana

Notes to the Basic Financial Statements (Continued)

(12) Interfund Transfers

Interfund transfers for the year ended October 31, 2020 consist of the following:

	Transfers In	Transfers Out
Major funds:		
General Fund	\$ 18,844,828	\$ 13,425,929
Sales Tax Capital Improvements	1,115,017	3,960,309
Nonmajor governmental funds:		
Special revenue funds	33,278,404	41,590,001
Debt service funds	8,019,253	2,007,933
Capital projects funds	1,052,285	1,349,043
Enterprise funds:		
Utilities System	34,771	-
Communications System	2,175	-
Other enterprise funds	206	14,215
Internal service fund:		
Central Vehicle Maintenance Fund	491	-
	\$ 62,347,430	\$ 62,347,430

Transfers are used to (1) move revenues from the fund that statute or budget requires to collect them to the fund that statute or budget requires to expend them, (2) move receipts restricted to debt service from the funds collecting the receipts to the debt service fund required, and (3) use unrestricted revenues collected in one fund to finance various programs accounted for in other funds in accordance with budgetary authorizations.

(13) Transactions Between Primary Government and Discretely Presented Component Units

The following transactions between the primary government and its discretely presented component units for the year ended October 31, 2020 are reported as external transactions in the government-wide statement of activities:

Governmental activities:

Transfer to Cajundome Commission to subsidize operations	\$ (338,744)
Transfer from Cajundome Commission for assignment of capital assets	33,548
Transfer to Firemen's Pension and Relief Fund to subsidize operations	(452,151)
Transfer to Police Pension and Relief Fund to subsidize operations	(422,656)
Transfer to Lafayette Parish Communications District for tower rental	(6,722)
Transfer to Lafayette Parish Communications District to fund operations of the Office of Emergency Preparedness	(117,498)
Transfer from Downtown Development Authority to help fund road and bridge maintenance	8,022
Total	\$(1,296,201)

LAFAYETTE CITY-PARISH CONSOLIDATED GOVERNMENT
Lafayette, Louisiana

Notes to the Basic Financial Statements (Continued)

(14) Interfund Loans – Notes Receivable/Notes Payable

In addition to the sale of Bonds to finance the Communication's fiber optics infrastructure, the Communications System entered into various notes payable to the Utilities System for costs associated with the start-up of the new Communications System which were advanced by the Utilities System. In accordance with La. R.S. 45:844.52(C) (2), funds advanced by the Utilities System Fund for start-up costs of the Communications System must be repaid at interest rates and on terms and conditions available to private enterprises in the open market. The total of the notes is reported as interfund loans – notes receivable in the Utilities System Fund and as interfund loans – notes payable in the Communications System Enterprise Fund.

Note Payable - Fiber Assets - This note covers the reimbursement to the Utilities System for the transfer of its fiber optic network, including various related vehicles and equipment, and its fiber inventory to the Communications System Enterprise Fund. The note payable in the amount of \$12,472,187 is payable in 20 years with annual payments ranging from \$50,000 through \$1,226,599 including interest at 3.25%. As of October 31, 2020, the outstanding principal balance was \$11,972,187.

Note Payable - Start-up Costs – This note covers funds advanced by the Utilities System for Start-up costs. Start-up costs include legal, engineering, and other professional services, cost of a feasibility study, bond ratings, and other costs associated with obtaining financing occurred during the period of July 7, 2004 through June 28, 2007. The note payable in the amount of \$3,500,891 is payable in 20 years with annual payments ranging from \$50,000 through \$308,220 including interest at 3.25%. As of October 31, 2020, the outstanding principal balance was \$3,008,377.

Notes Payable - Imputed Taxes - These notes cover the amount for imputed taxes which are obligated to be included in its rates an amount equal to all taxes, fees, and other assessments that would be applicable to a similarly situated private provider of the same services in accordance with the Louisiana Public Service Commission (LPSC) Cost Allocation and Affiliate Transaction Rules as adopted by the LPSC on September 14, 2005. The applicable imputed taxes include: property, franchise, and sales taxes. The note payable for 2009 and 2010 imputed taxes is \$3,139,464, payable in 20 years with annual payments ranging from \$50,000 through \$273,418, including interest at 3.25%. As of October 31, 2020, the outstanding principal balance was \$2,668,688.

The note payable for 2011 imputed taxes is \$1,571,967, payable in 20 years with annual payments ranging from \$25,000 through \$136,924, including interest at 3.25%. The note payable for 2012 imputed taxes is \$1,202,261, payable in 20 years with annual payments ranging from \$25,000 through \$97,488, including interest at 3.25%. As of October 31, 2020, the outstanding principal balances were \$1,336,445 and \$1,012,415 for 2011 and 2012 imputed taxes, respectively.

LAFAYETTE CITY-PARISH CONSOLIDATED GOVERNMENT
Lafayette, Louisiana

Notes to the Basic Financial Statements (Continued)

Note Payable - 2011 Operating Loan – This note payable provides additional funds for operations. The note payable in the amount of \$5,836,390 is payable in 20 years with annual payments ranging from \$50,000 through \$453,387, including interest at 3.25%. As of October 31, 2020, the outstanding principal balance was \$4,708,462.

The annual debt service requirements to maturity of these loans at October 31, 2020 follows:

<u>Year</u>	<u>Principal</u>	<u>Interest</u>	<u>Total</u>
2021	\$ -	\$ 401,481	\$ 401,481
2022	1,607,613	776,839	2,384,452
2023	1,671,919	723,548	2,395,467
2024	1,738,795	668,124	2,406,919
2025	1,808,348	610,481	2,418,829
2026 - 2030	10,186,379	2,103,796	12,290,175
2031 - 2034	7,693,520	416,933	8,110,453
	<u>\$ 24,706,574</u>	<u>\$ 5,701,202</u>	<u>\$ 30,407,776</u>

(15) Long-Term Liabilities

Primary Government

City of Lafayette:

Revenue Bonds - The City issued bonds/certificates which are repaid from specific revenue sources, either sales taxes or income derived from proprietary funds. Proceeds are used for the acquisition and construction of major capital facilities of both governmental and business-type activities. The bonds expected to be paid from business-type revenues are reported in the proprietary funds. Revenue bonds have also been issued to refund other revenue bonds.

Direct Placement Sales Tax Refunding Bonds/Certificates of Indebtedness - The City issued bonds/certificates which are repaid from specific revenue sources, either sales taxes or excess revenues. These refunding bonds/certificates are secured by an irrevocable pledge and dedication of the proceeds of the special one percent sales and use tax/excess revenues. There are no significant events of default or termination with finance-related consequences associated with these refunding bonds/certificates.

Taxable Refunding Bonds - The City issued taxable refunding bonds to refund the outstanding notes with the Firefighters and Municipal Police Employees Retirement Systems. The Bonds are secured by and payable solely from a pledge and dedication of the excess of annual revenue above statutory, necessary and usual charges in each of the fiscal years during which the Bonds are outstanding.

Lafayette Parish Government:

General Obligation Bonds/Certificates of Indebtedness - The Parish issues general obligation bonds/certificates to provide funds for the acquisition and construction of major capital facilities. These bonds are direct obligations and pledge the full faith and credit of the Parish.

LAFAYETTE CITY-PARISH CONSOLIDATED GOVERNMENT
Lafayette, Louisiana

Notes to the Basic Financial Statements (Continued)

Long-term liabilities outstanding at October 31, 2020 is as follows:

	<u>Issued Amount</u>	<u>Issue Date</u>	<u>Maturity Date</u>	<u>Interest Rates</u>	<u>Balance Outstanding</u>
Governmental activities:					
City of Lafayette -					
Sales tax revenue bonds:					
1961 Sales Tax	\$ 16,665,000	06/01/11	03/01/26	2.00 - 5.00	\$ 385,000
	7,960,000	12/08/11	03/01/27	2.00 - 5.00	4,265,000
	11,445,000	06/01/12	03/01/28	2.00 - 4.00	3,345,000
	15,690,000	06/21/13	03/01/38	2.00 - 5.00	12,660,000
	17,060,000	10/17/14	03/01/30	3.00 - 5.00	12,790,000
	23,930,000	12/05/14	03/01/24	5.00	10,975,000
	12,915,000	02/26/16	03/01/32	2.00 - 4.00	10,805,000
	11,460,000	07/27/17	03/01/32	3.00 - 5.00	10,165,000
	20,175,000	12/06/18	03/01/33	3.00 - 5.00	18,995,000
	2,940,000	09/18/20	03/01/34	4.00	2,940,000
	7,800,000	09/18/20	03/01/45	.562 - 1.744	7,800,000
	25,000,000	09/18/20	03/01/45	3.00 - 5.00	<u>25,000,000</u>
					120,125,000
	Direct placement-				
	3,550,000	12/18/15	03/01/25	2.43	<u>2,430,000</u>
Total 1961 Sales Tax					<u>122,555,000</u>
1985 Sales Tax	12,150,000	06/01/11	05/01/26	2.00 - 4.25	385,000
	11,390,000	12/08/11	05/01/27	2.00 - 5.00	6,180,000
	13,710,000	06/01/12	05/01/28	2.00 - 5.00	8,640,000
	1,825,000	10/17/14	05/01/30	2.00 - 5.00	1,315,000
	11,825,000	02/06/15	05/01/24	5.00	4,175,000
	21,745,000	02/26/16	05/01/25	3.00 - 5.00	10,210,000
	18,580,000	12/06/18	05/01/34	3.00 - 5.00	17,465,000
	26,070,000	04/11/19	05/01/44	3.00 - 5.00	26,070,000
	5,500,000	09/18/20	05/01/45	.562 - 1.744	5,500,000
	25,000,000	09/18/20	05/01/45	3.00 - 5.00	<u>25,000,000</u>
					104,940,000
	Direct placement-				
	1,740,000	02/26/16	05/01/32	2.63	<u>1,440,000</u>
Total 1985 Sales Tax					<u>106,380,000</u>
Total sales tax revenue bonds					<u>228,935,000</u>
Taxable refunding bonds:					
Series 2020	25,835,000	09/18/20	05/01/32	.482 - 1.824	25,835,000
Direct Placement:					
Certificates of Indebtedness-					
Series 2011	6,000,000	05/11/11	05/01/26	3.65	<u>2,865,000</u>
Total City of Lafayette					<u>257,635,000</u>

(continued)

LAFAYETTE CITY-PARISH CONSOLIDATED GOVERNMENT
Lafayette, Louisiana

Notes to the Basic Financial Statements (Continued)

	<u>Issued Amount</u>	<u>Issue Date</u>	<u>Maturity Date</u>	<u>Interest Rates</u>	<u>Balance Outstanding</u>
(Continued)					
Lafayette Parish Government -					
General obligation bonds:					
Series 2010	26,000,000	01/12/11	03/01/35	2.00 - 5.00	18,935,000
Series 2010	12,785,000	01/12/11	03/01/26	2.00 - 5.00	6,085,000
Series 2012	16,315,000	05/03/12	03/01/28	2.00 - 4.00	10,450,000
Series 2014	11,045,000	06/24/14	03/01/30	2.00 - 5.00	<u>8,085,000</u>
Total Lafayette Parish Government					43,555,000
Unamortized bond premiums, net of discounts					<u>27,321,858</u>
Total bond indebtedness					<u>328,511,858</u>
Other liabilities:					
Compensated absences					18,915,173
Claims payable					16,976,451
Other postemployment benefits					32,442,285
Net pension liability					<u>137,491,799</u>
Total other liabilities					<u>205,825,708</u>
Total governmental activities liabilities					<u>\$ 534,337,566</u>
Business-type activities:					
City of Lafayette -					
Utilities revenue bonds:					
Series 2012	153,960,000	01/11/13	11/01/28	4.00 - 5.00	\$ 99,290,000
Series 2017	59,465,000	10/13/17	11/01/35	4.00 - 5.00	59,465,000
Series 2019	58,065,000	05/01/19	11/01/44	3.00 - 5.00	<u>56,860,000</u>
Total					215,615,000
Unamortized bond premiums, net of discounts					<u>26,555,516</u>
Total Utilities revenue bonds					<u>242,170,516</u>
Communications system revenue bonds:					
Series 2012A	7,595,000	01/26/12	11/01/31	4.00 - 5.00	7,595,000
Series 2012B	7,000,000	01/26/12	11/01/31	5.00 - 6.00	7,000,000
Series 2015	91,600,000	07/22/15	11/01/31	2.00 - 5.00	<u>72,665,000</u>
Total					87,260,000
Unamortized bond premiums, net of discounts					<u>6,129,396</u>
Total Communications system revenue bonds					<u>93,389,396</u>
LPPA revenue bonds:					
Series 2012	65,100,000	12/21/12	11/01/32	3.00 - 5.00	44,935,000
Series 2015	29,035,000	11/13/15	11/01/32	2.00 - 5.00	<u>26,390,000</u>
Total					71,325,000
Unamortized bond premiums, net of discounts					<u>7,911,363</u>
Total LPPA revenue bonds					<u>79,236,363</u>
Total bond indebtedness					414,796,275
Compensated absences					8,268,163
Other postemployment benefits					7,543,486
Net pension liability					<u>34,610,027</u>
Total business-type activities liabilities					<u>\$ 465,217,951</u>

LAFAYETTE CITY-PARISH CONSOLIDATED GOVERNMENT
Lafayette, Louisiana

Notes to the Basic Financial Statements (Continued)

Changes in Long-Term Liabilities

The following is a summary of changes for the year ended October 31, 2020:

	Balance 11/01/19	Additions	Reductions	Balance 10/31/20	Due Within One Year
Governmental activities:					
City of Lafayette -					
Sales tax revenue bonds	\$ 192,900,000	\$ 66,240,000	\$ 34,075,000	\$ 225,065,000	\$ 16,390,000
Taxable refunding bonds	26,365,000	25,835,000	26,365,000	25,835,000	-
Direct placement:					
Sales tax refunding bonds	4,250,000	-	380,000	3,870,000	395,000
Certificates of Indebtedness	3,275,000	-	410,000	2,865,000	430,000
Lafayette Parish -					
General obligation bonds	46,960,000	-	3,405,000	43,555,000	3,565,000
Other liabilities:					
Compensated absences	17,000,890	9,564,700	7,650,417	18,915,173	7,015,094
Claims liabilities	13,640,769	20,488,066	17,152,384	16,976,451	6,342,860
Other postemployment benefits	29,758,380	4,742,492	2,058,587	32,442,285	-
Net pension liability	136,595,877	27,458,609	26,562,687	137,491,799	-
	470,745,916	154,328,867	118,059,075	507,015,708	\$ 34,137,954
Unamortized bond premiums	19,485,417	10,303,428	2,466,987	27,321,858	
Governmental activities long-term liabilities	\$ 490,231,333	\$ 164,632,295	\$ 120,526,062	\$ 534,337,566	
Business-type activities:					
Utilities revenues bonds:					
Series 2010	\$ 2,960,000	\$ -	\$ 2,960,000	\$ -	\$ -
Series 2012	109,315,000	-	10,025,000	99,290,000	-
Series 2017	59,465,000	-	-	59,465,000	-
Series 2019	58,065,000	-	1,205,000	56,860,000	-
	229,805,000	-	14,190,000	215,615,000	-
Unamortized bond premiums	30,325,258	-	3,769,742	26,555,516	
Total	260,130,258	-	17,959,742	242,170,516	
Communications revenue bonds:					
Series 2012 A	7,595,000	-	-	7,595,000	-
Series 2012 B	7,000,000	-	-	7,000,000	-
Series 2015	77,545,000	-	4,880,000	72,665,000	-
	92,140,000	-	4,880,000	87,260,000	-
Unamortized bond premiums	7,154,032	-	1,024,636	6,129,396	
Total	99,294,032	-	5,904,636	93,389,396	
LPPA revenue bonds:	74,940,000	-	3,615,000	71,325,000	-
Unamortized bond premium	8,521,528	-	610,165	7,911,363	
Total	83,461,528	-	4,225,165	79,236,363	
Compensated absences	7,575,442	2,863,470	2,170,749	8,268,163	2,339,261
Other postemployment benefits	7,341,176	2,665,271	2,462,961	7,543,486	-
Net pension liability	40,724,965	1,272,390	7,387,328	34,610,027	-
Business-type activities long-term liabilities	\$ 498,527,401	\$ 6,801,131	\$ 40,110,581	\$ 465,217,951	\$ 2,339,261

LAFAYETTE CITY-PARISH CONSOLIDATED GOVERNMENT
Lafayette, Louisiana

Notes to the Basic Financial Statements (Continued)

The annual debt service requirements to maturity of all bonds outstanding follows:

City of Lafayette –

<u>Year Ended October 31</u>	<u>Sales Tax Revenue Bonds</u>		
	<u>Principal</u>	<u>Interest</u>	<u>Total</u>
2021	\$ 16,390,000	\$ 7,023,035	\$ 23,413,035
2022	15,280,000	8,397,709	23,677,709
2023	15,625,000	7,679,594	23,304,594
2024	14,455,000	6,975,677	21,430,677
2025	13,745,000	6,430,452	20,175,452
2026 - 2030	61,765,000	24,774,568	86,539,568
2031 - 2035	36,795,000	15,085,481	51,880,481
2036 - 2040	25,535,000	8,784,600	34,319,600
2041 - 2045	25,475,000	3,325,900	28,800,900
	<u>\$ 225,065,000</u>	<u>\$ 88,477,016</u>	<u>\$ 313,542,016</u>

<u>Year Ended October 31</u>	<u>Direct Placement Sales Tax Refunding Bonds</u>		
	<u>Principal</u>	<u>Interest</u>	<u>Total</u>
2021	\$ 395,000	\$ 74,401	\$ 469,401
2022	405,000	83,478	488,478
2023	715,000	69,660	784,660
2024	745,000	51,771	796,771
2025	705,000	33,995	738,995
2026 - 2030	625,000	87,448	712,448
2031 - 2032	280,000	11,046	291,046
	<u>\$ 3,870,000</u>	<u>\$ 411,799</u>	<u>\$ 4,281,799</u>

<u>Year Ended October 31</u>	<u>Taxable Refunding Bonds</u>		
	<u>Principal</u>	<u>Interest</u>	<u>Total</u>
2021	\$ -	\$ 199,843	\$ 199,843
2022	-	322,616	322,616
2023	2,475,000	322,616	2,797,616
2024	2,485,000	310,687	2,795,687
2025	2,505,000	293,590	2,798,590
2026 - 2030	12,925,000	1,057,264	13,982,264
2031 - 2032	5,445,000	146,686	5,591,686
	<u>\$ 25,835,000</u>	<u>\$ 2,653,302</u>	<u>\$ 28,488,302</u>

LAFAYETTE CITY-PARISH CONSOLIDATED GOVERNMENT
Lafayette, Louisiana

Notes to the Basic Financial Statements (Continued)

<u>Year Ended October 31</u>	<u>Direct Placement - Certificates of Indebtedness</u>		
	<u>Principal</u>	<u>Interest</u>	<u>Total</u>
2021	\$ 430,000	\$ 104,573	\$ 534,573
2022	445,000	88,878	533,878
2023	465,000	72,635	537,635
2024	485,000	55,663	540,663
2025	510,000	37,960	547,960
2026	530,000	19,345	549,345
	<u>\$2,865,000</u>	<u>\$ 379,054</u>	<u>\$3,244,054</u>

Lafayette Parish Government –

<u>Year Ended October 31</u>	<u>General Obligation Bonds</u>		
	<u>Principal</u>	<u>Interest</u>	<u>Total</u>
2021	\$ 3,565,000	\$ 1,751,575	\$ 5,316,575
2022	3,730,000	1,604,694	5,334,694
2023	3,910,000	1,450,763	5,360,763
2024	4,080,000	1,285,963	5,365,963
2025	4,280,000	1,114,738	5,394,738
2026 - 2030	16,095,000	3,346,588	19,441,588
2031 - 2035	7,895,000	1,024,344	8,919,344
	<u>\$ 43,555,000</u>	<u>\$ 11,578,665</u>	<u>\$ 55,133,665</u>

Proprietary Funds –

<u>Year Ended October 31</u>	<u>Utilities Revenue Bonds</u>		
	<u>Principal</u>	<u>Interest</u>	<u>Total</u>
2021	\$ -	\$ 5,267,800	\$ 5,267,800
2022	14,560,000	10,171,600	24,731,600
2023	15,285,000	9,425,475	24,710,475
2024	16,060,000	8,641,850	24,701,850
2025	16,860,000	7,818,850	24,678,850
2026 - 2030	81,095,000	25,712,375	106,807,375
2031 - 2035	34,445,000	12,933,975	47,378,975
2036 - 2040	19,310,000	6,427,775	25,737,775
2041 - 2045	18,000,000	2,340,000	20,340,000
	<u>\$ 215,615,000</u>	<u>\$ 88,739,700</u>	<u>\$ 304,354,700</u>

LAFAYETTE CITY-PARISH CONSOLIDATED GOVERNMENT
Lafayette, Louisiana

Notes to the Basic Financial Statements (Continued)

<u>Year Ended October 31</u>	<u>Communications System Revenue Bonds</u>		
	<u>Principal</u>	<u>Interest</u>	<u>Total</u>
2021	\$ -	\$ 2,053,496	\$ 2,053,496
2022	5,125,000	4,178,866	9,303,866
2023	6,540,000	3,890,341	10,430,341
2024	6,870,000	3,560,582	10,430,582
2025	7,210,000	3,212,596	10,422,596
2026 - 2030	41,755,000	10,182,521	51,937,521
2031 - 2032	19,760,000	955,581	20,715,581
	<u>\$ 87,260,000</u>	<u>\$ 28,033,983</u>	<u>\$ 115,293,983</u>

<u>Year Ended October 31</u>	<u>LPPA Revenue Bonds</u>		
	<u>Principal</u>	<u>Interest</u>	<u>Total</u>
2021	\$ -	\$ 1,585,653	\$ 1,585,653
2022	3,745,000	3,100,731	6,845,731
2023	3,895,000	2,937,281	6,832,281
2024	4,075,000	2,762,906	6,837,906
2025	4,245,000	2,580,131	6,825,131
2026 - 2030	27,635,000	9,454,969	37,089,969
2030 - 2033	27,730,000	1,835,030	29,565,030
	<u>\$ 71,325,000</u>	<u>\$ 24,256,701</u>	<u>\$ 95,581,701</u>

Bond Refundings

On September 18, 2020, the Government issued \$2,940,000 Public Improvement Sales Tax Refunding Bonds Series 2020, maturing March 1, 2034 with an average interest rate of 4.0% to advance refund \$3,640,000 of outstanding Sales Tax Bonds, Series 2009A RZED, maturing March 1, 2034 with an average interest rate of 7.23%. The refunding bonds were issued at a premium of \$630,556 and, after paying issuance costs of \$33,874, the net proceeds of \$3,536,682 plus existing funds of \$115,745 were used to pay in full the refunded bonds. As a result of the refunding, the Government reduced its total debt service requirements by \$1,151,914, which resulted in an economic gain of \$807,055.

On September 18, 2020, the Government issued \$7,800,000 Taxable Public Improvement Sales Tax Refunding Bonds Series 2020A, maturing March 1, 2045 with an average interest rate of 1.43% to advance refund \$7,975,000 of \$8,360,000 outstanding Sales Tax Bonds, Series 2011A, maturing March 1, 2026 with an average interest rate of 4.11%. After paying issuance costs of \$101,620, the net proceeds of \$7,698,380 plus existing funds of \$437,605 were used to purchase government securities. Those securities were deposited in an irrevocable trust with an escrow agent to provide for all future debt service payments on the refunded bonds. The advance refunding met the requirements of an in-substance defeasance and the refunded bonds were removed from the Government's government-wide financial statements. As a result of the advance refunding, the Government reduced its total debt service requirements by \$913,593, which resulted in an economic gain of \$414,000.

LAFAYETTE CITY-PARISH CONSOLIDATED GOVERNMENT
Lafayette, Louisiana

Notes to the Basic Financial Statements (Continued)

On September 18, 2020, the Government issued \$5,500,000 Taxable Public Improvement Sales Tax Refunding Bonds Series 2020C, maturing March 1, 2034 with an average interest rate of 1.41% to advance refund \$5,450,000 of \$5,835,000 outstanding Sales Tax Bonds, Series 2011B, maturing May 1, 2045 with an average interest rate of 4.09%. After paying issuance costs of \$74,205, the net proceeds of \$5,425,795 plus existing funds of \$240,180 were used to purchase government securities. Those securities were deposited in an irrevocable trust with an escrow agent to provide for all future debt service payments on the refunded bonds. The advance refunding met the requirements of an in-substance defeasance and the refunded bonds were removed from the Government's government-wide financial statements. As a result of the advance refunding, the Government reduced its total debt service requirements by \$685,777, which resulted in an economic gain of \$274,333.

On September 18, 2020, the Government issued \$25,835,000 Taxable Limited Tax Refunding Bonds Series 2020, maturing March 1, 2045 with an average interest rate of 1.42% to advance refund \$23,855,000 of outstanding Taxable Limited Tax Refunding Bonds, Series 2012, maturing May 1, 2032 with an average interest rate of 3.75%. After paying issuance costs of \$309,612, the net proceeds of \$25,501,824 were used to purchase government securities. Those securities were deposited in an irrevocable trust with an escrow agent to provide for all future debt service payments on the refunded bonds. The advance refunding met the requirements of an in-substance defeasance and the refunded bonds were removed from the Government's government-wide financial statements. As a result of the advance refunding, the Government increased its total debt service requirements by \$429,804, which resulted in an economic gain of \$665,880.

Debt Defeasance

The Government has defeased certain bonds by placing the proceeds of new bonds in irrevocable trusts to provide for all future debt service payments on old bonds. Accordingly, the trust accounts' assets and the liabilities for the defeased bonds are not included in the Government's financial statements. At October 31, 2020, the primary government had defeased bonds in the amount of \$129,635,000.

(16) Risk Management

The Government is exposed to various risks of loss, which are handled through internal service funds as described below:

Self-Insurance Fund

On November 1, 1979, the Government became self-insured with regard to workers' compensation, general liability, law enforcement, errors and omissions, automobile liability, automobile physical damage and property. The Self-Insurance Fund was established to account for claims, expenses, and administrative costs related to these self-insured and retained risks. The fund uses a third party administrator to service and estimate claim losses and uses both in-house legal staff and outside counsel for defense of self-insured claims. Excess risk or stop-loss coverage is used to limit retained risk where feasible and the cost of such coverage is also paid through the Risk Management Fund.

LAFAYETTE CITY-PARISH CONSOLIDATED GOVERNMENT
Lafayette, Louisiana

Notes to the Basic Financial Statements (Continued)

The following is a summary of the Government's self-insured retentions.

Workers' compensation	\$ 2,000,000
General liability	Unlimited
Errors and omissions	Unlimited
Automobile liability	Unlimited
Fleet collision	Unlimited
Property:	
Power plant	\$ 500,000
Other	\$ 100,000

As an internal service activity, the Self Insurance Fund is a proprietary fund in which both current and long-term liabilities for claims and losses are recognized and reported when it is probable that a loss has occurred and the amount of the loss can be reasonably estimated. Claim liabilities are based upon the estimated ultimate cost of settling the claims including specific, incremental claim adjustment expenses, salvage, and subrogation and considering the effects of inflation and recent claim settlement trends including frequency and amount of payouts and other economic and social factors. Liabilities include an amount for claims that have been incurred but not reported (IBNRs). The Government currently does not discount its claims liabilities. The following is a summary of changes in claims liability for the years ended October 31, 2020 and 2019:

	<u>2020</u>	<u>2019</u>
Unpaid claims liability, beginning	\$ 11,342,451	\$ 10,889,555
Current year claims and changes in estimates	6,749,897	5,397,181
Claims paid	<u>(2,641,005)</u>	<u>(4,944,285)</u>
Unpaid claims liability, ending	<u>\$ 15,451,343</u>	<u>\$ 11,342,451</u>
Claims due within one year	\$ 4,817,752	\$ 4,718,123
Claims payable after one year	<u>10,633,591</u>	<u>6,624,328</u>
	<u>\$ 15,451,343</u>	<u>\$ 11,342,451</u>

Although the Government's Self-Insurance Fund is operated on a unitary basis, contributions for premiums, reserves and losses for coverage is divided between those applicable to the Government's Utilities and Communications Systems and those applicable to non-utility funds (funded primarily from General Fund revenues). These contributions are also reported as external transactions. The net position at October 31, 2020 is applicable to utility and non-utility activity as follows:

Net position:	
Utilities	\$ 68,915
Communications	(10,872,911)
Other	(121,040)
Total	<u>\$ (10,925,036)</u>

Each year, the Utilities and Communications Systems and those non-utility funds reimburse the Self-Insurance Fund based on the prior year actual losses.

LAFAYETTE CITY-PARISH CONSOLIDATED GOVERNMENT
Lafayette, Louisiana

Notes to the Basic Financial Statements (Continued)

Group Hospitalization Fund

During the fiscal year ending October 31, 1988, the City became self-insured for group hospitalization, at which time a Group Hospitalization Fund was established to account for claims, expenses, and administrative costs related to these self-insured and retained risks. Upon consolidation in September of 1996, the Parish employees were included in the program. The employer's and employees' portions of premiums are paid into the Group Hospitalization Fund and are available to pay claims and administrative costs. Excess risk or stop-loss coverage is used to limit retained risk where feasible and the cost of such coverage is also paid through the Group Hospitalization Fund. The stop-loss retention is limited to \$150,000 per person. The insurance policy provides an unlimited maximum benefit per person in excess of specific deductible per year.

As an internal service activity, the Group Hospitalization Fund is a proprietary fund that reports liabilities when it is probable that a loss has occurred and the amount of the loss can be reasonably estimated. Claim liabilities are based upon the estimated ultimate cost of settling the claims including specific, incremental claim adjustment expenses, salvage, and subrogation and considering the effects of inflation and recent claim settlement trends including frequency and amount of payouts and other economic and social factors. Liabilities include an amount for claims that have been incurred but not reported (IBNRs). The Government currently does not discount its claims liabilities. Changes in the balances of claims liabilities during the fiscal years ended October 31, 2020 and 2019 are as follows:

	2020	2019
Claims liability, beginning	\$ 2,298,318	\$ 1,661,408
Current year claims and changes in estimates	13,738,168	18,764,988
Claims paid	(14,511,379)	(18,128,078)
Claims liability, ending	\$ 1,525,107	\$ 2,298,318

Claims payable for group hospitalization at October 31, 2020 was determined as follows:

1. Claims incurred prior to October 31, 2020 and paid subsequently:

Paid as of	Amount	
November 2020	\$ 1,006,034	
December 2020	392,824	\$ 1,398,858
2. Provision for claims incurred but not reported		126,249
Total claims payable		\$ 1,525,107

The provision for claims incurred but not reported of \$126,249 was calculated utilizing historical information adjusted for current trends.

(17) Commitments and Contingencies

A. Coal Purchase Commitments

On July 16, 2020, LPPA entered into a five-month contract to purchase 113,400 tons at \$9.65 per ton which expires on December 31, 2020. As of October 31, 2020, the Authority purchased 113,400 tons of the 113,400-ton contract requirement at \$9.65 per ton for a total cost of \$1,094,310. There were no remaining outstanding commitments on this contract as of October 31, 2020.

LAFAYETTE CITY-PARISH CONSOLIDATED GOVERNMENT
Lafayette, Louisiana

Notes to the Basic Financial Statements (Continued)

B. Construction Commitments

At October 31, 2020, the Government had several uncompleted construction contracts. The remaining commitment on these contracts was \$42,746,009, of which \$42,005,963 was attributable to governmental activities and \$740,046 was attributable to business-type activities.

C. Arbitrage Rebate

Section 148 of the Internal Revenue Code of 1986, as amended, requires that issuers of tax-exempt debt make arbitrage calculations annually on bonds issued after August 31, 1986 to determine whether an arbitrage rebate liability exists between the issuer and the U.S. Department of the Treasury. Arbitrage is the difference (or profit) earned from borrowing funds at tax-exempt rates and investing the proceeds in higher yielding taxable securities. There was no arbitrage rebate liability at October 31, 2020.

D. Grant Audits

The Government receives grants for specific purposes that are subject to review and audit by the agencies providing the funding. Such audits and reviews could result in expenses being disallowed under the terms and conditions of the grants. In the opinion of management, such disallowances, if any, would be immaterial.

E. Contingent Liabilities

The Government is a defendant in various lawsuits. Although the outcome of these lawsuits is not presently determinable, in the opinion of the Consolidated Government's attorneys, any judgments rendered in favor of the plaintiff or payments resulting from compromise settlements, if any, will be within the limits of the various insurance coverages carried by the Government or funded through its self-insurance program.

F. Asset Retirement

The owners of LPPA agreed during the fiscal year to close the coal combustion and residuals (CCR) ponds for Rodemacher Unit 2 and the Brame Energy Center. The Authority anticipates that the Rodemacher Unit 2 will cease operations by October 2028 through retirement or conversion to alternative fuels such as natural gas. The cost associated with this decision has not been determined; therefore, an asset retirement obligation has not been recorded in the financial statements as of October 31, 2020.

(18) Contract for Purchase of Power

On May 1, 1977, the City of Lafayette entered into a power sales contract with LPPA to purchase all of the electric power and energy that is capable of generation from LPPA's 50% ownership interest in a fossil fuel steam electric generating plant near Boyce, Louisiana. Under the terms of the power sales contract, which will terminate on August 31, 2047, the City makes monthly payments sufficient to cover: all debt service of LPPA (including debt service reserve requirements); the amount LPPA is required under its bond resolution(s) to pay or set aside during such month into any other fund or account established by the bond resolutions including working capital funds; any payments LPPA is required to make for the cost of renewals, replacements or preventive maintenance of the facility; and the costs of producing or delivering power during such month (including general and administrative expenses, but excluding depreciation). Such payments will continue through the term of the contract whether or not the unit is operable or whether power or energy is being delivered to the City under the terms of the contract.

LAFAYETTE CITY-PARISH CONSOLIDATED GOVERNMENT
Lafayette, Louisiana

Notes to the Basic Financial Statements (Continued)

(19) Postemployment Health Care and Life Insurance Benefits

Plan Description: The Lafayette Consolidated Government (the Government) provides certain continuing health care and life insurance benefits for its retired employees. The Lafayette Consolidated Government's OPEB Plan (the OPEB Plan) is a single-employer defined benefit OPEB plan administered by the Government. The authority to establish and/or amend the obligation of the employer, employees and retirees rests with the Government. No assets are accumulated in a trust that meets the criteria in Governmental Accounting Standards Board (GASB) Codification Section P52 *Postemployment Benefits Other Than Pensions—Reporting For Benefits Not Provided Through Trusts That Meet Specified Criteria—Defined Benefit*.

Benefits Provided – Medical benefits are provided through insured programs. Employees are covered by four different Retirement Systems: Municipal Employees Retirement System (MERS), whose retirement eligibility (D.R.O.P. entry) provisions are as follows: 25 years of service at any age; or, age 60 and 10 years of service; Parochial Employees Retirement System (PERS), whose retirement eligibility (D.R.O.P. entry) provisions are as follows: 30 years of service at any age; age 55 and 25 years of service; age 60 and 10 years of service; or, age 65 and 7 years of service; Firefighters' Retirement System (FRS), whose retirement eligibility (D.R.O.P. entry) provisions are as follows: 25 years of service at any age; or, age 50 and 20 years of service; and, the Municipal Police Employees' Retirement System (MPERS), whose retirement eligibility (D.R.O.P. entry) provisions are as follows: 25 years of service at any age; age 50 and 20 years of service; or, age 55 and 12 years of service.

Employees covered by benefit terms – At October 31, 2020, the following employees were covered by the benefit terms:

Inactive employees or beneficiaries currently receiving benefit payments	377
Inactive employees entitled to but not yet receiving benefit payments	-
Active employees	<u>1,964</u>
	<u>2,341</u>

Total OPEB Liability

The Government's total OPEB liability was measured as of October 31, 2020 and was determined by an actuarial valuation as of that date.

Actuarial Assumptions and other inputs – The total OPEB liability in the October 31, 2020 actuarial valuation was determined using the following actuarial assumptions and other inputs, applied to all periods included in the measurement, unless otherwise specified:

Inflation	2.5%
Salary increases	4.0%, including inflation
Discount rate	2.79%, annually (beginning of year)
	2.37%, annually (end of year)
Healthcare cost trend rates	5.5% annually for ten years, 4.5% thereafter

The discount rate was based on the average of the Bond Buyers' 20 Year General Obligation municipal bond index as of October 31, 2020, the end of the applicable measurement period.

Mortality rates were based on the RP-2000 Table without projection with 50%/50% unisex blend.

LAFAYETTE CITY-PARISH CONSOLIDATED GOVERNMENT
Lafayette, Louisiana

Notes to the Basic Financial Statements (Continued)

The actuarial assumptions used in the October 31, 2020 valuation were based on the results of ongoing evaluations of the assumptions from November 1, 2009 to October 31, 2020.

Balance at October 31, 2019	<u>\$ 37,099,556</u>
Changes for the year:	
Service cost	688,570
Interest on Net OPEB Obligation	1,000,464
Difference between expected and actual experience	911,762
Changes in assumptions	2,766,712
Benefit payments and net transfers	<u>(2,481,293)</u>
Net change in OPEB liability	<u>2,886,215</u>
Balance at October 31, 2020	<u>\$ 39,985,771</u>

Sensitivity of the total OPEB liability to changes in the discount rate – The following presents the total OPEB liability of the Government, as well as what the Government’s total OPEB liability would be if it were calculated using a discount rate that is 1-percentage-point lower (1.79%) or 1-percentage-point higher (3.79%) than the current discount rate:

	1.0% Decrease	Current Discount	1.0% Increase
Total OPEB liability	\$ 47,048,050	\$ 39,985,771	\$ 34,091,379

Sensitivity of the total OPEB liability to changes in the healthcare cost trend rates – The following presents the total OPEB liability of the Government, as well as what the Government’s total OPEB liability would be if it were calculated using healthcare cost trend rates that are 1-percentage-point lower (4.5%) or 1-percentage-point higher (6.5%) than the current healthcare trend rates:

	1.0% Decrease	Current Trend	1.0% Increase
Total OPEB liability	\$ 33,952,741	\$ 39,985,771	\$ 41,177,803

OPEB Expense and Deferred Outflows of Resources and Deferred Inflows of Resources Related to OPEB

For the year ended October 31, 2020, the Government recognized OPEB expense of \$2,476,542. At October 31, 2020, the Government reported deferred outflows of resources and deferred inflows of resources related to OPEB from the following sources:

	Deferred Outflows of Resources	Deferred Inflows of Resources
Differences between expected and actual experience	\$ 1,639,410	\$ 799,931
Changes in assumptions	<u>7,041,622</u>	<u>1,782,671</u>
Total	<u>\$ 8,681,032</u>	<u>\$ 2,582,602</u>

LAFAYETTE CITY-PARISH CONSOLIDATED GOVERNMENT
Lafayette, Louisiana

Notes to the Basic Financial Statements (Continued)

Amounts reported as deferred outflows of resources and deferred inflows of resources related to OPEB will be recognized in OPEB expense as follows:

Years ending October 31:	
2021	\$ 787,508
2022	787,508
2023	787,508
2024	787,508
2025	787,508
Thereafter	<u>2,160,890</u>
	<u>\$ 6,098,430</u>

Payable to the OPEB Plan

At October 31, 2020, the Government did not have any amounts owed to the OPEB plan.

(20) Employee Retirement Systems

The Government participates in six cost-sharing defined benefit plans, each administered by separate public employee retirement systems. Article X, Section 29(F) of the Louisiana Constitution of 1974 assigns the authority to establish and amend benefit provisions of all plans administered by these public employee retirement systems to the State Legislature. These plans are not closed to new entrants. Substantially all Government employees participate in one of the following retirement systems:

Plan Descriptions:

Municipal Employees' Retirement System (MERS) provides retirement, disability, and survivor benefits to eligible employees and their beneficiaries as defined in LRS 11:1731 and 11:1781. The Government participates in Plan A.

State of Louisiana - Municipal Police Employees' Retirement System (MPERS) provides retirement, disability, and survivor benefits to eligible employees and their beneficiaries as defined in LRS 11:2211 and 11:2220.

State of Louisiana - Firefighters' Retirement System (FRS) provides retirement, disability, and survivor benefits to eligible employees and their beneficiaries as defined in LRS 11:2251-2254 and 11:2256.

Parochial Employees' Retirement System (PERS) provides retirement, disability, and survivor benefits to eligible employees and their beneficiaries as defined in LRS 11:1901 and 11:1941. The Government participates in Plan A.

Louisiana State Employees' Retirement System (LASERS) provides retirement, disability, and survivor benefits to eligible state employees and their beneficiaries as defined in the Louisiana Revised Statutes. The age and years of creditable service required for a member to receive benefits are established by LRS 11:441 and vary depending on the member's hire date, employer and job classification.

Registrar of Voters Employees' Retirement System (ROVERS) provides retirement, disability, and survivor benefits to eligible registrars of voters in each parish, their deputies, their permanent employees, and their beneficiaries as defined in the Louisiana Revised Statutes. Eligibility for retirement benefits and the computation of retirement benefits are defined in LRS 11:2071-2072.

LAFAYETTE CITY-PARISH CONSOLIDATED GOVERNMENT
Lafayette, Louisiana

Notes to the Basic Financial Statements (Continued)

The systems' financial statements are prepared using the accrual basis of accounting. Employer and employee contributions are recognized in the period in which the employee is compensated for services performed. Benefits and refunds are recognized when due and payable in accordance with the terms of each plan. Interest income is recognized when earned. Ad valorem taxes and revenue sharing monies are recognized in the year collected by the tax collector. A brief summary of eligibility and benefits of the plans are provided in the following table:

	<u>MERS</u>	<u>MPERS</u>	<u>FRS</u>
Final average salary	Highest 60 months	Highest 36 months or 60 months ²	Highest 36 months
Years of service required and/or age eligible for benefits	25 years of any age 10 years age 60 20 years any age ¹	25 years of any age 20 years age 50 12 years age 55 20 years any age ¹ 30 years any age ³ 25 years age 55 ³ 10 years age 60 ³	25 years of any age 20 years age 50 12 years age 55
Benefit percent per years of service	3.00%	2.50 - 3.33% ⁴	3.33%
	<u>PERS</u>	<u>LASERS</u>	<u>ROVERS</u>
Final average salary	Final average compensation	Highest 36 months or 60 months ⁶	Highest 36 months or 60 months ⁶
Years of service required and/or age eligible for benefits	30 years of any age 25 years age 55 ⁵ 10 years age 60 ⁵ 7 years age 65 ⁵	30 years of any age 25 years age 55 20 years of any age ¹ 5-10 years age 60 ⁷	30 years of any age ^{10,11} 20 years age 55 ^{10,11} 10 years age 60 ^{10,11}
Benefit percent per years of service	3.00%	2.5% - 3.5% ⁸	3.0% - 3.33% ⁹

¹ With actuarial reduced benefits

² Membership commencing January 1, 2013

³ Under non hazardous duty sub plan commencing January 1, 2013

⁴ As of January 1, 2013 non hazardous duty plan 2.5%, hazardous duty plan 3.0%, prior to January 1, 2013 3.33%

⁵ Employees hired after January 1, 2007: 30 years age 55, 10 years age 62, 7 years age 67

⁶ Employees hired after 6/30/06 use the revised benefit calculation based on the highest 60 months

⁷ Five to ten years of creditable service at age 60 depending upon the plan or when hired

⁸ Members in regular plan 2.5%, hazardous duty plan 3.33%, and judges 3.5%

⁹ Benefit percent varies depending on hire date

¹⁰ For those hired prior to 1/1/2013

¹¹ Hired after 12/31/12 age eligibility is 30 years at 55, 20 years at 60, and 10 years at age 62

LAFAYETTE CITY-PARISH CONSOLIDATED GOVERNMENT
Lafayette, Louisiana

Notes to the Basic Financial Statements (Continued)

Contributions

Article X, Section 29(E)(2)(a) of the Louisiana Constitution of 1974 assigns the Legislature the authority to determine employee contributions. Employer contributions are actuarially determined using statutorily established methods on an annual basis and are constitutionally required to cover the employer's portion of the normal cost and provide for the amortization of the unfunded accrued liability. Employer contributions are adopted by the Legislature annually upon recommendation of the Public Retirement Systems' Actuarial Committee. In addition, MERS, PERS, And ROVERS receive a percentage of ad valorem taxes collected by parishes. These entities are not participating employers in the pension systems and are considered to be nonemployer contributing entities. Contributions of employees, employers, and non-employer contributing entities effective for the year ended October 31, 2020 for the defined benefit pension plans in which the primary government is a participating employer were as follows:

Plan	Active Member Contribution Percentage	Employer Contribution Percentage	Amount from Nonemployer Contributing Entities	Amount of Government Contributions
MERS	10.00%	29.50%	\$ 1,239,895	\$ 10,323,531
MPERS	10.00%	33.75%	1,194,201	6,032,216
FRS	10.00%	32.25%	1,662,526	4,603,442
PERS	9.50%	12.25%	401,121	4,122,103
LASERS	11.50%	42.50%	-	82,149
ROVERS	7.00%	18.00%	27,816	74,422
TOTAL			<u>\$ 4,525,559</u>	<u>\$ 25,237,863</u>

Net Pension Liability

The Government's net pension liability at October 31, 2020 is comprised of its proportionate share of the net pension liability relating to each of the cost-sharing plans in which the Government is a participating employer. The Government's net pension liability for each plan was measured as of the plan's measurement date (June 30, 2020 for all plans except PERS and December 31, 2019 for PERS) and the total pension liability used to calculate the net pension liability was determined by an actuarial valuation as of that date. The Government's proportionate share of the net pension liability for each of the plans in which it participates was based on the Government's required contributions in proportion to total required contributions for all employers.

LAFAYETTE CITY-PARISH CONSOLIDATED GOVERNMENT
Lafayette, Louisiana

Notes to the Basic Financial Statements (Continued)

As of the most recent measurement date, the Government's proportion for each plan and the change in proportion from the prior measurement date were as follows:

<u>Plan</u>	<u>Proportionate Share of Net Pension Liability</u>	<u>Proportionate Share (%) of Net Pension Liability</u>	<u>Increase/(Decrease) from Prior Measurement Date</u>
MERS	\$ 79,017,583	18.276685%	0.706523%
MPERS	50,635,818	5.478685%	0.567325%
FRS	41,130,754	5.933847%	0.276271%
PERS	233,341	4.956822%	-0.208137%
LASERS	895,217	0.010820%	-0.000040%
ROVERS	189,113	0.877846%	0.022872%
Total	<u>\$ 172,101,826</u>		

Since the measurement date of the net pension liability was June 30, 2020 (December 31, 2019 for PERS), the net pension liability is based upon fiduciary net position for each of the plans as of those dates. Detailed information about each pension plan's assets, deferred outflows, deferred inflows, and fiduciary net position that was used in the measurement of the Government's net pension liability is available in the separately issued plan financial reports for those fiscal years. The financial report for each plan may be accessed on their website as follows:

MERS	-	http://www.mersla.com/	PERS	-	http://www.persla.org/
MPERS	-	http://www.lampers.org/	LASERS	-	http://lasersonline.org/
FRS	-	http://ffret.com/	ROVERS	-	http://www.larovers.com/

Actuarial Assumptions

The following table provides information concerning actuarial assumptions used in the determination of the total pension liability for each of the defined benefit plans in which the primary government is a participating employer:

	<u>MERS</u>	<u>MPERS</u>	<u>FRS</u>
Date of experience study on which significant assumptions are based	7/1/2013 - 6/30/2018	7/1/2014 - 6/30/2019	7/1/2014 - 6/30/2019
Expected remaining service lives	3	4	7
Inflation Rate	2.5%	2.5%	2.5%
Projected salary increases	4.5% - 6.4%	4.7% - 12.3%	4.50% - 14.75%
Projected benefit changes including COLAs	None	None	None
Source of mortality assumptions	(1), (2), (3)	(4), (5), (6)	(4), (5), (6)

(continued)

LAFAYETTE CITY-PARISH CONSOLIDATED GOVERNMENT
Lafayette, Louisiana

Notes to the Basic Financial Statements (Continued)

	<u>PERS</u>	<u>LASERS</u>	<u>ROVERS</u>
Date of experience study on which significant assumptions are based	1/1/2013 - 12/31/2017	7/1/2014 - 6/30/2018	7/1/2014 - 6/30/2019
Expected remaining service lives	4	2	5
Inflation rate	2.4%	2.3%	2.3%
Projected salary increases	4.75%	2.6% - 13.8%	5.25%
Projected benefit changes including COLAs	None	None	None
Source of mortality assumptions	(1), (2), (3)	(7), (8)	(8), (9)

(1) PubG-2010 (B) Healthy Retiree Table

(2) PubG-2010 (B) Employee Table

(3) PubNS-2010 (B) Disabled Retiree Table

(4) Pub-2010 Safety Below-Median Healthy Retiree Table

(5) Pub-2010 Safety Below-Median Employee Table

(6) Pub-2010 Safety Disabled Retiree Table

(7) RP-2014 Blue Collar (males/females) and White Collar (females) Healthy Annuitant Tables

(8) RP-2000 Disabled Retiree Mortality Table

(9) RP-2000 Healthy Annuitant Table

Cost of Living Adjustments

The pension plans in which the Government participates have the authority to grant cost-of-living adjustments (COLAs) on an ad hoc basis. COLAs may be granted to the state system (LASERS) if approved with a two-thirds vote of both houses of the Legislature, provided the plan meets certain statutory criteria related to the funded status and interest earnings.

LAFAYETTE CITY-PARISH CONSOLIDATED GOVERNMENT
Lafayette, Louisiana

Notes to the Basic Financial Statements (Continued)

Pursuant to LRS 11:242(B), the power of the Board of Trustees of the statewide systems (MERS, MPERS, FRS, PERS, and ROVERS) to grant a COLA is effective in calendar years that the legislature fails to grant a COLA, unless in the legislation granting a COLA, the legislature authorizes the Board of Trustees to provide an additional COLA. The authority to grant a COLA by the Board is subject to the funded status and interest earnings. The effects of the benefit changes made as a result of the COLAs is included in the measurement of the total pension liability as of the measurement date at which the ad hoc COLA was granted and the amount is known and reasonably estimable.

Discount Rate

The discount rates used to measure the Government's total pension liability for each plan and the significant assumptions used in the determination of the discount rate for each plan are as follows:

	<u>MERS</u>	<u>MPERS</u>	<u>FRS</u>	<u>PERS</u>	<u>LASERS</u>	<u>ROVERS</u>
Discount rate	6.95%	6.95%	7.00%	6.50%	7.55%	6.40%
Change in discount rate from prior valuation	-0.050%	-0.175%	-0.15%	0.00%	-0.05%	-0.10%
Plan cash flow assumptions	(1)	(1)	(1)	(1)	(1)	(1)
Rates incorporated in the Discount Rate:						
Long-term Rate of Return	6.95%	6.95%	7.00%	6.50%	7.55%	6.40%
Periods applied	All	All	All	All	All	All
Municipal Bond Rate	N/A	N/A	N/A	N/A	N/A	N/A

Plan Cash Flow Assumptions:

- 1) Plan member contributions will be made at the current contributions rates and sponsor contributions will be made at the actuarially determined rates.

The discount rates used to measure the Government's total pension liability for each plan is equal to the long-term expected rate of return on pension plan investments that are expected to be used to finance the payment of benefits. For MERS, MPERS, FRS, LASERS, and ROVERS, the long-term expected rate of return for each plan was determined using a building-block method in which best-estimate ranges of expected future real rates of return (expected returns, net of pension plan investment expenses and inflation) are developed for each major asset class. These ranges are combined to produce the long-term expected rate of return by weighting the expected future real rates of return by the target asset allocation percentage and by adding expected inflation and an adjustment for the effect of rebalancing/diversification. For PERS the rate was determined using a triangulation method which integrated the Capital Asset Pricing Model (CAPM), a treasury yield curve approach and an equity building block model. Risk return and correlation are projected on a forward-looking basis in equilibrium, in which best-estimates of expected future real rates of return are developed for each major asset class. These rates are combined to produce the long-term expected rate of return by weighting the expected future real rates of return by the target asset allocation percentage and by adding expected inflation and an adjustment for the effect of rebalancing/diversification.

LAFAYETTE CITY-PARISH CONSOLIDATED GOVERNMENT
Lafayette, Louisiana

Notes to the Basic Financial Statements (Continued)

The target allocation and best estimates of arithmetic/geometric real rates of return for each major asset class are summarized for each plan in the following tables:

Asset Class	MERS*		MPERS*		PERS*	
	Target Allocation	Long-term Expected	Target Allocation	Long-term Expected	Target Allocation	Long-term Expected
		Real Rate of Return		Real Rate of Return		Real Rate of Return
Fixed Income	38%	1.67%	33.5%	0.54%	35%	1.05%
Equities	53%	2.33%	48.5%	3.08%	52%	3.41%
Alternative Investments	9%	0.40%	18.0%	1.02%	11%	0.61%
Real Estate	-	-	-	-	2%	0.11%
Total	100%	4.40%	100%	4.64%	100%	5.18%
Inflation		2.60%		2.55%		2.00%
Expected Return		7.00%		7.19%		7.18%

Asset Class	FRS*		LASERS**		ROVERS*	
	Target Allocation	Long-term Expected	Target Allocation	Long-term Expected	Target Allocation	Long-term Expected
		Real Rate of Return		Real Rate of Return		Real Rate of Return
Domestic Fixed Income	26.0%	1.00%	6%	1.76%	12.5%	0.31%
International Fixed Income	5.0%	3.40%	10%	3.98%	10%	0.35%
Domestic Equity	26.0%	5.72%	23%	4.79%	37.5%	2.81%
International Equity	18.0%	6.24%	32%	5.83%	20%	1.70%
Global Equity	10.0%	6.23%	-	-	-	-
Global Tactical Asset Allocation	0%	4.22%	-	-	-	-
Risk Parity	0%	4.22%	7%	4.20%	-	-
Alternative Investments	-	-	22%	6.69%	10%	0.63%
Private Equity	9%	10.29%	-	-	-	-
Real Estate	6%	4.20%	-	-	10%	0.45%
Total	100%		100%	5.81%	100%	6.25%
Inflation/Rebalancing						2.50%
Expected Return						8.75%

*Arithmetic real rates of return

**Geometric real rates of return

LAFAYETTE CITY-PARISH CONSOLIDATED GOVERNMENT
Lafayette, Louisiana

Notes to the Basic Financial Statements (Continued)

Pension Expense and Deferred Outflows of Resources and Deferred Inflows of Resources Related to Pensions:

Changes in the net pension liability may either be reported in pension expense in the year the change occurred or recognized as a deferred outflow of resources or a deferred inflow of resources in the year the change occurred and amortized into pension expense over a number of years. For the year ended October 31, 2020, the Government recognized \$33,950,015 in pension expense related to all defined benefit plans in which it participates. MERS, PERS, and ROVERS recognized revenues in the amount of \$476,368 in ad valorem taxes collected from non-employer contributing entities. The pension expense and revenues are summarized by plan in the following table:

Plan	Pension Expense	Revenues
MERS	\$ 13,281,771	\$ 211,719
MPERS	8,428,234	-
FRS	7,635,650	-
PERS	4,453,384	211,719
LASERS	110,245	52,930
ROVERS	40,731	-
Total	<u>\$ 33,950,015</u>	<u>\$ 476,368</u>

At October 31, 2020, the Government reported deferred outflows of resources and deferred inflows of resources related to pensions from the following sources:

	Deferred Outflows of Resources			
	MERS	MPERS	FRS	PERS
Differences between expected and actual experience	\$ 36,638	\$ -	\$ -	\$ -
Changes in assumptions	1,329,341	1,203,224	3,976,048	3,258,886
Net difference between projected and actual earnings on pension plan investments	7,885,128	6,074,779	4,529,570	-
Changes in proportion and differences between actual contributions and proportionate share of contributions	1,788,539	3,507,379	2,216,557	-
Employer contributions to the pension plans subsequent to the measurement date of the net pension liability	3,686,822	2,177,781	1,809,328	3,295,956
Total	<u>\$ 14,726,468</u>	<u>\$ 12,963,163</u>	<u>\$ 12,531,503</u>	<u>\$ 6,554,842</u>

(continued)

LAFAYETTE CITY-PARISH CONSOLIDATED GOVERNMENT
Lafayette, Louisiana

Notes to the Basic Financial Statements (Continued)

	Deferred Outflows of Resources		
	LASERS	ROVERS	Total
Differences between expected and actual experience	\$ -	\$ -	\$ 36,638
Changes of assumptions	2,864	34,867	9,805,230
Net difference between projected and actual earnings on pension plan investments	130,864	5,057	18,625,398
Changes in proportion and differences between actual contributions and proportionate share of contributions	-	9,803	7,522,278
Employer contributions to the pension plans subsequent to the measurement date of the net pension liability	<u>22,878</u>	<u>7,483</u>	<u>11,000,248</u>
Total	<u>\$156,606</u>	<u>\$ 57,210</u>	<u>\$46,989,792</u>

	Deferred Inflows of Resources			
	MERS	MPERS	FRS	PERS
Differences between expected and actual experience	\$ 447,936	\$ 1,994,506	\$ 2,631,540	\$ 2,088,897
Net difference between projected and actual earnings on pension plan investments	-	-	-	8,746,806
Changes in assumptions	-	1,249,618	-	-
Changes in proportion and differences between actual contributions and proportionate share of contributions	-	<u>678,342</u>	<u>954,886</u>	<u>285,459</u>
Total	<u>\$ 447,936</u>	<u>\$3,922,466</u>	<u>\$3,586,426</u>	<u>\$11,121,162</u>

	Deferred Inflows of Resources		
	LASERS	ROVERS	Total
Differences between expected and actual experience	\$ 8,597	\$ 30,526	\$ 7,202,002
Net difference between projected and actual earnings on pension plan investments	-	-	8,746,806
Changes in assumptions	-	-	1,249,618
Changes in proportion and differences between actual contributions and proportionate share of contributions	<u>-</u>	<u>228</u>	<u>1,918,915</u>
Total	<u>\$ 8,597</u>	<u>\$ 30,754</u>	<u>\$19,117,341</u>

LAFAYETTE CITY-PARISH CONSOLIDATED GOVERNMENT
Lafayette, Louisiana

Notes to the Basic Financial Statements (Continued)

Deferred outflows of resources of \$11,000,248 resulting from the employer contributions subsequent to the measurement date will be recognized as a reduction of the net pension liability during the subsequent year. Amounts reported as deferred outflows of resources and deferred inflows of resources related to pensions to be recognized in pension expense are as follows:

Year Ended October 31	MERS	MPERS	FRS	PERS
2021	\$ 4,230,127	\$ 1,024,144	\$ 1,398,201	\$ (1,808,485)
2022	3,414,102	2,379,735	2,165,994	(2,274,011)
2023	1,791,669	2,305,374	1,828,764	158,180
2024	1,155,812	1,153,663	1,130,721	(3,937,960)
2025	-	-	283,831	-
Thereafter	-	-	328,238	-
	<u>\$10,591,710</u>	<u>\$6,862,916</u>	<u>\$7,135,749</u>	<u>\$ (7,862,276)</u>

Year Ended October 31	LASERS	ROVERS	TOTAL
2021	\$ 16,667	\$ 149	\$ 4,860,803
2022	37,739	6,533	5,730,092
2023	40,440	3,257	6,127,684
2024	30,285	9,034	(458,445)
2025	-	-	283,831
Thereafter	-	-	328,238
	<u>\$125,131</u>	<u>\$ 18,973</u>	<u>\$16,872,203</u>

Sensitivity of the Government's Proportional Share of the Net Pension Liabilities to Changes in the Discount Rate:

The following presents the Government's proportionate shares of the net pension liabilities of the plans, calculated using their respective discount rates, as well as what the Government's proportionate shares of the net pension liabilities would be if they were calculated using a discount rate that is one percentage point lower or one percentage point higher than the current rate:

Plan	Current Discount Rate	Net Pension Liability		
		1% Decrease	Current Discount Rate	1% Increase
MERS	6.95%	\$ 102,793,215	\$ 79,017,583	\$ 58,914,280
MPERS	6.95%	71,137,926	50,635,818	33,496,904
FRS	7.00%	59,412,966	41,130,754	25,870,501
PERS	6.50%	25,219,780	233,341	(20,704,807)
LASERS	7.55%	1,100,083	895,217	721,366
ROVERS	6.40%	310,565	189,113	85,606
Total		<u>\$259,974,535</u>	<u>\$ 172,101,826</u>	<u>\$98,383,850</u>

LAFAYETTE CITY-PARISH CONSOLIDATED GOVERNMENT
Lafayette, Louisiana

Notes to the Basic Financial Statements (Continued)

Payables to the Pension Plans

The Government recorded accrued liabilities to each of the pension plans for the year ended October 31, 2020 for the contractually required contributions for the month of October 2020. The amounts are included in liabilities under the amounts reported as accounts and other payables. The balance due to each plan at October 31, 2020 is as follows:

<u>Plan</u>	
MERS	\$ 1,206,628
MPERS	880,501
FRS	741,000
PERS	530,682
Total	<u>\$ 3,358,811</u>

(21) **Restricted Net Position**

At October 31, 2020, restricted net position consisted of the following:

	<u>Primary Government</u>			<u>Component Fund</u>
	<u>Governmental Activities</u>	<u>Business-type Activities</u>	<u>Primary Government</u>	
Capital projects:				
Construction of capital assets	\$131,577,415	\$ -	\$131,577,415	\$30,748,024
Debt service	<u>34,369,647</u>	<u>165,038,685</u>	<u>199,408,332</u>	<u>2,830,083</u>
External legal constraints/programs:				
General government programs	12,648,383	-	12,648,383	607,346
Public safety programs	4,172,849	-	4,172,849	-
Public works programs	27,342,325	-	27,342,325	-
Culture and recreation programs	12,264,939	-	12,264,939	-
Health and welfare programs	2,109,253	-	2,109,253	-
Purpose of grantors and donors	<u>3,334,767</u>	-	<u>3,334,767</u>	-
	<u>61,872,516</u>	-	<u>61,872,516</u>	<u>607,346</u>
Total restricted net position	<u>\$227,819,578</u>	<u>\$165,038,685</u>	<u>\$392,858,263</u>	<u>\$34,185,453</u>

(22) **On-Behalf Payments for Salaries and Benefits**

GASB Statement No. 24, *Accounting and Financial Reporting For Certain Grants and Other Financial Assistance* requires the Government to report and disclose in the financial statements on-behalf salary and fringe benefit payments made by the State of Louisiana to certain groups of Government employees. Supplementary salary payments are made by the state directly to certain groups of employees. The Government is not legally responsible for these salaries. Therefore, the basis for recognizing the revenue and expenditure payments is the actual contribution made by the state. For the fiscal year ended October 31, 2020, the state paid supplemental salaries in the amount of \$3,218,524 to city marshal, fire, and law enforcement employees. The payments are recorded as intergovernmental revenue and public safety expenses/expenditures in the GAAP basis government-wide and General Fund financial statements.

LAFAYETTE CITY-PARISH CONSOLIDATED GOVERNMENT
Lafayette, Louisiana

Notes to the Basic Financial Statements (Continued)

(23) Environmental Liabilities and Regulations

LPPA

The Authority is subject to certain federal, state and local laws and regulations governing the protection of the environment. Violations of these laws and regulations may result in substantial fines and penalties. All environmental permits necessary for the operation of its electric power generation facility has been obtained, and management believes all regulations and environmental laws to be in compliance. Environmental requirements affecting electric power generation facilities are complex, change frequently, and have become more stringent over time as a result of new legislation, administrative actions, and judicial interpretations. Therefore, the capital costs and other expenditures necessary to comply with existing and new environmental requirements are difficult to determine.

The following operating permits and plans are required for operation of the power plant.

- Title V Permit,
- Title IV Permit,
- LA Pollutant Discharge Elimination System (LPDES) Permit
- Solid Waste Standard, Type I Permits
- Radioactive Material License
- Spill Prevention Control and Countermeasure Plan
- Facility Response Plan
- Hazardous Waste Generator Permit

EPA finalized the Cross-State Air Pollution Rule (CSAPR) to replace the Clean Air Interstate Rule (CAIR) on July 6, 2011. This rule was designed to address air pollution from upwind states that crosses state lines and affects air quality in downwind states. CSAPR imposes significant reductions in SO₂ and NO_x emissions from electric generating units (EGUs) that cross state lines. Under CSAPR, the EPA sets total emissions limits for each state, allowing limited interstate and unlimited intrastate trading of emission allowances among power plants to comply with these limits beginning January 1, 2012. Specifically for Louisiana, CSAPR limits NO_x emissions for the ozone season, consisting of the months of May through September. However, on December 30, 2011, the D. C. Circuit Court of Appeals issued an order staying implementation of CSAPR. The Court further ordered that the Clean Air Interstate Rule (CAIR), a predecessor rule to CSAPR, remain in place while CSAPR was stayed. On April 29, 2014, the U.S. Supreme Court issued an opinion reversing the August 21, 2012 D. C. Court decision that vacated CSAPR and remanded the case back to the D. C. Circuit, where outstanding issues in the case were to be resolved. The stay remained in place until those issues were settled. On October 23, 2014, the D. C. Circuit granted EPA's request to lift the CSAPR stay and extended its deadlines by three years. CSAPR Phase I implementation became effective January 1, 2015, with Phase 2 beginning in 2017.

EPA proposed a CSAPR Update Rule on November 20, 2015 to address interstate transport of air pollution under the 2008 ozone National Ambient Air Quality Standard (NAAQS) and to help downwind states and communities meet and maintain the 2008 ozone NAAQS. The proposal is set to reduce the NO_x emissions for Phase 2 effective in 2017. On December 3, 2015, EPA published the proposed update to CSAPR for the 2008 ozone NAAQS. The Authority filed comments to EPA by the deadline of February 2, 2016. EPA finalized the CSAPR Update Rule on October 26, 2016, and the rule became effective on December 27, 2016. Starting in May 2017, this rule reduced summertime (May - September) nitrogen oxides (NO_x) emissions from power plants in 22 states in the eastern U.S., including Louisiana.

LAFAYETTE CITY-PARISH CONSOLIDATED GOVERNMENT
Lafayette, Louisiana

Notes to the Basic Financial Statements (Continued)

The Environmental Protection Agency (EPA) has proposed and adopted the Clean Air Act (CAA) relevant to the emissions of sulfur dioxide (SO₂) and nitrogen oxide (NO_x) from generating units. The CAA established the Acid Rain Program to address the effects of acid rain and imposed restrictions on SO₂ emissions from generating units. The CAA requires electric generating units to possess a regulatory "allowance" for each ton of SO₂ emitted beginning in the year 2000. The EPA allocates a set number of allowances to each affected unit based on its historic emissions. All generating units have sufficient allowances for operations and expects to have sufficient allowances operations in the foreseeable future under the Acid Rain Program. The Authority assist with operating below SO₂ emission limits of the air permit by burning low sulfur coal (0.7 lbs/MMBtu).

In 1999, the EPA announced a major effort to improve air quality in the national parks and wilderness areas. The Regional Haze Rule requires existing large stationary emissions sources such as electric generation units (coal-fired) to install BART (Best Achievable Retrofit Technology) to improve the visibility of National Parks and Wilderness areas designated as Class I areas. BART would control particulate matter, SO₂ and NO_x emissions. In 2012, EPA issued a final notice allowing states participating in the CSPAR program to use those programs instead of source specific BART to meet the requirements. In February of 2017, the Louisiana Department of Environmental Quality (LDEQ) submitted to the EPA a proposed SIP (State Implementation Plan) indicating how BART-applicable electric generating units in Louisiana would comply with the requirements. EPA approved the SIP and posted in the federal registry on December 21, 2017 with the effective date of January 22, 2018. The Authority's meets this rule with the continued operation of the existing dry sorbent injection system (DSI) with increased reagent injection in order to meet the 30-day rolling basis as indicated on the SIP for the Authority's generation unit.

The EPA on February 16, 2012 adopted this final rule under Section 112 of the CAA governing the emissions of mercury and other hazardous air pollutants from certain electric generating units (EGUs). The EPA established maximum achievable control technology (MACT) standards for coal-fired EGUs in late 2011, and signed a final rule setting forth national emissions standards for hazardous air pollutants from coal- and oil-fired electric utility steam generating units on December 16, 2011. The final rule is now known as Mercury & Air Toxic Standards (MATS). The MATS rule requires affected EGUs to meet specific numeric emission standards and to establish work practice standards to address hazardous air pollutants. As a result of litigation due to the cost of the regulation, on December 15, 2015, the U.S. Court of Appeals for the D.C. Circuit issued an order remanding the MATS rule without vacatur. The court expected EPA to provide a response to the issue raised by the Supreme Court on the relevance of costs that affected facilities will incur because of MATS, on or before April 15, 2016, with a possible one year extension on the implementation period for industry. On April 15, 2016, the EPA issued a final finding that it is appropriate and necessary to set standards for emissions of air toxics from coal- and oil-fired power plants. The EPA found that the cost of compliance with MATS is reasonable and that the electric power industry can comply with MATS and maintain its ability to provide reliable electric power to consumers at a reasonable cost. The Authority meets compliance of this rule as a dry absorbent injection system for acid gas control, a fabric filter bag house for metallic particulate control and ID booster fan was install on unit.

The Wastewater Effluent Standard was an existing standard found by EPA to not adequately address the pollutants being discharged and have not kept pace with changes for the steam electric power generating effluent. In 2009 EPA proposed more stringent limits for new metals and parameters for individual wastewater streams generated by steam electric power plants, with emphasis on coal-fired power plants. On September 30, 2015, the EPA finalized the new Effluent guidelines (ELG) for coal-fired steam electric plants, with portions being postponed and re-issued in November of 2019 as Proposed Revisions to the Steam ELGs.

LAFAYETTE CITY-PARISH CONSOLIDATED GOVERNMENT
Lafayette, Louisiana

Notes to the Basic Financial Statements (Continued)

This rule established new requirements for power plant wastewater streams including flue gas desulfurization (FGD), fly ash, bottom ash, flue gas mercury control and gasification of fuels such as coal and petroleum coke. In September of 2017, EPA postponed the compliance dates for the new standards pertaining to two streams, FGD wastewater and bottom ash transport water, for two years to provide additional time for EPA to review and reconsider the rule. The remaining wastewater streams (fly ash transport water and flue gas mercury control wastewater) became effective on November 1, 2018. On November 22, 2019 EPA issued the 2019 Proposed Revision to the ELG rule for FGD wastewater and for bottom ash transport water. The deadline for compliance are proposed for December 31, 2023 for bottom ash transport and December 31, 2025 for FGD wastewater, with options for plants that have retirement plans or opt into stricter controls. The Authority is working with the other joint owners to establish the best option for the long-term compliance.

EPA finalized the Coal Combustion Residue (CCR) Rule on December 19, 2014 and was published on April 17, 2015. The rule establishes technical requirement for CCR landfills and surface impoundments. The rule also redefines the beneficial use and disposal standards. This includes classifying coal ash as solid waste rather than hazardous waste. On June 14, 2016 the court vacated and removed certain provisions including “early closure” provisions. July of 2016 in response to the vacatur, certain deadlines were extended for inactive sites. In 2018, amendments were implemented regarding groundwater monitoring standards and requirements for closure where surface impoundments do not meet groundwater protection standards. EPA’s proposed revision to the CCR Rule was published on August 14, 2019 and revises the beneficial use rules. The final rule establishes minimum national criteria for CCR landfills; surface impoundments; and all lateral expansions of CCR units. The Authority has made the appropriate filings, while performing necessary monitoring as required by the rule.

On June 2, 2014, EPA released the rule under Section 111(d) of the Clean Air Act, known as the Clean Power Plan (CPP), which proposed guidelines for Carbon Dioxide (CO₂) emissions from existing fossil fuel-fired power plants. The rule would “set state-specific goals” for CO₂ emissions from the power sector, in addition to developing plans to achieve the state-specific goals. EPA finalized the CPP on August 3, 2015. The U.S. Supreme Court issued a stay of the implementation on February 9, 2016. June of 2019, the EPA repealed the CPP and simultaneously finalized the Affordable Clean Energy (ACE) rule. The approach to the ACE rule was to establish guidelines for states to develop plans to address GHG emissions from existing coal-fired power plants. The rule allows states three years to develop a state plan, while allowing EPA another year to complete state submittal.

In order to comply with these regulations, the Authority’s 50% share of costs is approximately \$74,600,000. Compliance with CSAPR was completed during the 2012-2013 fiscal year at a cost of \$5,500,000. Environmental upgrades for compliance with MATS were completed at the beginning of 2015 at a cost of \$67,400,000. Funding for these projects was obtained through existing funds and the issuance of \$74,600,000 Series 2012 Electric Revenue Bonds.

(24) Flow of Funds: Restrictions on Use - Utility Revenues

Under the terms of various bond indentures on outstanding Utilities Revenue Bonds for acquiring and constructing extensions and improvements to the Utilities System, all income and revenues (2020 collections \$219,092,922) of the Utilities System are pledged and dedicated to the retirement of the bonds with outstanding principal and interest balances in the amount of \$215,615,000 and \$88,739,700, respectively. All revenues are to be deposited in funds as indicated below.

LAFAYETTE CITY-PARISH CONSOLIDATED GOVERNMENT
Lafayette, Louisiana

Notes to the Basic Financial Statements (Continued)

All revenue, except income received from the sale of capital assets and charges between divisions of the Utilities System, shall be deposited daily into a Receipts Fund. Out of the Receipts Fund, there shall be transferred to an Operating Fund from time to time as needed during each sinking fund year amounts sufficient to provide for the payment of costs of operation and maintenance.

After meeting the requirements of the Operating Fund, the monies in the Receipts Fund shall be transferred to the Sinking Fund in amounts sufficient to pay promptly and fully the principal of, premium, if any, and the interest on the outstanding revenue bonds as they become due and payable whether by maturity or mandatory call. Appropriate amounts shall also be placed in the Sinking Fund to allow for the payment of the charges of the paying agent. On or before the day before the interest payment date, sufficient funds to make the payment of the principal and/or interest owed on the obligations, as of that interest payment date, shall be deposited with the paying agent.

After meeting the requirements of the Operating and Sinking Funds, monies in the Receipts Fund are transferred to the Reserve Fund to satisfy the reserve requirements for reserve secured bonds. Amounts in the Reserve Fund are used solely for the purposes of curing deficiencies in the Sinking Fund for the payment when due of the principal of, premium, if any, and interest on the reserve secured bonds.

After meeting the requirements of the Reserve Fund, the monies in the Receipts Fund shall be deposited in the Capital Additions Fund. The monies in the Capital Additions Fund shall be used for the payment of principal and redemption price of and interest on obligations when due at any time monies are not available. It shall also be used to make the in lieu of tax payment to the City General Fund. The remaining money in the Capital Additions Fund may be used for (1) paying capital costs, (2) creation of a rate stabilization account to provide for temporary loss of revenue, (3) payment of subordinated indebtedness and subordinated contract obligations, (4) purchase of outstanding obligations, or (5) making any payment or investment for any lawful purpose.

(25) Flow of Funds: Restrictions on Use – Communications Revenues

Under the terms of the ordinance authorizing and providing for the issuance of Communications System Revenue Bonds to construct a fiber optic infrastructure, all income and revenues (2020 collections \$42,929,555) of the Communications System are pledged and dedicated to the retirement of the bonds with outstanding principal and interest balances in the amount of \$87,260,000 and \$28,033,983, respectively. All revenues are to be deposited in accounts as indicated below.

All revenue, except income received from the sale of capital assets and proceeds from the issuance of bonds shall be deposited daily into a Receipts Account. Out of the Receipts Account, after the application of bond proceeds deposited for working capital have been exhausted, there shall be transferred to an Operating Account from time to time as needed during each debt service account year amounts sufficient to provide for the payment of costs of operation and maintenance.

After meeting the requirements of the Operating Account and after the capitalized interest deposited into the Debt Service Account has been exhausted, the monies in the Receipts Account shall be transferred to the Debt Service Account in amounts equal to 1/6 of the next semiannual interest payment due and 1/12 of the next principal payment due on or before the 20th day of each month. On or before the 21st day of the month preceding each interest payment date, sufficient funds to make the payment of the principal and/or interest owed on the obligations, as of that interest payment date, shall be deposited with the paying agent.

LAFAYETTE CITY-PARISH CONSOLIDATED GOVERNMENT
Lafayette, Louisiana

Notes to the Basic Financial Statements (Continued)

After meeting the requirements of the Operating and Debt Service Sinking Accounts, monies in the Receipts Account are transferred to the Reserve Account to satisfy the reserve requirements for reserve secured bonds. Amounts in the Reserve Account are used solely for the purposes of curing deficiencies in the Sinking Account for the payment when due of the principal of, premium, if any, and interest on the reserve secured bonds.

After meeting the requirements of the Reserve Account, the monies in the Receipts Account shall be deposited in the Capital Additions Account. The monies in the Capital Additions Account shall be used for the payment of principal and redemption price of and interest on obligations when due at any time monies are not available. The remaining money in the Capital Addition Account may be used for: (1) paying capital costs, (2) payment of subordinated indebtedness and subordinated contract obligations, (3) purchase of outstanding obligations, or (4) making any payment or investment for any lawful purpose.

(26) Flow of Funds: Restrictions on Use - LPPA

Under the terms of the ordinance authorizing and providing for the issuance of electric revenue bonds to finance the acquisition of an ownership interest in a fossil fuel steam electric generating plant and for other purposes relating thereto, the bonds are special obligations payable solely from and secured by the revenues and other funds including bond proceeds. All income and revenues (2020 collections \$37,491,409) of LPPA are pledged and dedicated to the retirement of the bonds with outstanding principal and interest balances in the amount of \$71,325,000 and \$24,256,701, respectively. Such revenues consist of all income, fees, charges, receipts, profits, and other monies derived from its ownership and operation of the fossil fuel steam electric generating plant, other than certain money derived during the period of construction. Monies in the revenue fund shall first be applied to the payment of operating expenses of the plant.

Monies in the revenue fund shall then be deposited into the bond fund to pay principal and premium, if any, and interest on all bonds as they become due and payable; and then applied to maintain in the bond fund reserve account an amount equal to the maximum annual debt service requirements on all bonds. After making the required payments into the operating account and bond fund, there shall be paid out of the revenue fund into the reserve and contingency fund an amount equal to \$1,500,000 or such greater amount as may be determined by the consulting engineer, provided that there shall not be required to be paid therein during any month an amount in excess of 25% of the amounts required to be paid during such month to the bond fund. If on any October 31st following the date of commercial operation, the monies credited (or to be credited as of such date) to the revenue fund shall exceed the required amount of working capital for the operation of the plant, the amount of such excess shall be applied (1) to reduce monthly power costs to the Government under the power sales contract, (2) to pay the cost of making repairs, renewals and replacements, additions, betterments and improvements to and extensions of the plant operations, (3) to the purchase or redemption of bonds, (4) to any other purpose in connection with the plant operation, or (5) to any other lawful purpose, including the payment of subordinated indebtedness.

The Fuel Cost Stability Fund was established to allow level billings to the retail customer when the generating plant is out of service for a period of seven days or more. In those instances, a credit may be applied to the monthly power bill to the Government. When the unit has been returned to operation, the funds which were applied as a credit are recovered by application of a surcharge to restore the fund balance over a reasonable period of time.

LAFAYETTE CITY-PARISH CONSOLIDATED GOVERNMENT
Lafayette, Louisiana

Notes to the Basic Financial Statements (Continued)

(27) Dedication of Proceeds and Flow of Funds - Sales and Use Taxes

City of Lafayette

A. Proceeds of the 1961 1% sales and use tax levied by the City of Lafayette (2020 collections \$44,061,003) are dedicated to the following purposes:

1. Capital improvements (as more fully described in the tax proposition) for streets, sidewalks and bridges; drains, drainage canals and sub-surface drainage; fire department stations and equipment; police department stations and equipment; garbage disposal and health and sanitation equipment and facilities; public buildings; public parks and recreational facilities and equipment; civil defense; and any other work of permanent public improvement, title to which shall be in the public.
2. Supplementing the revenues of the City General Fund, after providing for debt service on outstanding bonds, provided that such an amount cannot exceed 35% of the annual sales tax revenues.

Proceeds of the tax have been pledged and dedicated to the retirement of various Public Street and Drainage Bonds with outstanding principal and interest balances in the amount of \$122,555,000 and \$40,813,750, respectively, at October 31, 2020.

B. Proceeds of the 1985 1% sales and use tax levied by the City of Lafayette (2020 collections \$36,175,431) are dedicated to the following purposes:

1. Capital improvements (as more fully described in the tax proposition) for street and drainage improvements.
2. Supplementing the revenues of the City General Fund, after providing for debt service on outstanding bonds, provided that such an amount cannot exceed 35% of the annual sales tax revenues.

Proceeds of the tax have been pledged and dedicated to the retirement of Public Streets and Drainage Bonds with outstanding principal and interest balances in the amount of \$106,380,000 and \$48,075,065, respectively, at October 31, 2020.

Under the terms of the various bond indentures:

1. All proceeds of the tax are to be deposited daily into a Sales Tax Trust Fund.
2. Each month, there will be transferred from the Sales Tax Trust Fund an amount estimated to be required to pay for all reasonable and necessary costs and expenses of collecting and administering the tax during the next succeeding month.
3. On or before the 20th day of each month, there shall be transferred to a Sales Tax Bond Sinking Fund an amount equal to 1/6 of the interest falling due on the next interest payment date and 1/12 of the principal falling due on the next principal payment date.
4. On or before the 20th day of each month, there shall also be transferred to a Sales Tax Bond Reserve Fund a prescribed sum until such time as there is on deposit in that fund a sum equal to the highest combined principal and interest requirements in any succeeding fiscal year on the outstanding bonds.

LAFAYETTE CITY-PARISH CONSOLIDATED GOVERNMENT
Lafayette, Louisiana

Notes to the Basic Financial Statements (Continued)

5. Any funds remaining after the above transfers will be considered surplus and may be used for the purposes for which the tax was levied.

- C. Proceeds of the 1% sales and use tax levied by the City of Lafayette beginning October 1, 2006 on businesses located within a defined district (2020 collections \$1,013,877) are dedicated for financing redevelopment, infrastructure, and other community-improvement projects in the Lafayette I-10 Corridor District.

- D. Proceeds of the 1% sales and use tax and 2% hotel occupancy tax levied by the City of Lafayette beginning July 1, 2020 on businesses located within a defined district (2020 collections \$121,450) are dedicated for the acquisition, design, development, and construction of various multi-phased projects designed to encourage economic development within the Downtown Lafayette Economic Development District.

- E. Proceeds of the 1% sales and use tax and 2% hotel occupancy tax levied by the City of Lafayette beginning July 1, 2020 on businesses located within a defined district (2020 collections \$151,106) are dedicated for the acquisition, design, development, and construction of various multi-phased projects designed to encourage economic development within the University Gateway Economic Development District.

- F. Proceeds of the 1% sales and use tax and 2% hotel occupancy tax levied by the City of Lafayette beginning July 1, 2020 on businesses located within a defined district (2020 collections \$884) are dedicated for the acquisition, design, development, and construction of various multi-phased projects designed to encourage economic development within the Trappey Economic Development District.

- G. Proceeds of the 1% sales and use tax and 2% hotel occupancy tax levied by the City of Lafayette beginning July 1, 2020 on businesses located within a defined district (2020 collections \$137,637) are dedicated for the acquisition, design, development, and construction of various multi-phased projects designed to encourage economic development within the Northway Economic Development District.

- H. Proceeds of the 1% sales and use tax and 2% hotel occupancy tax levied by the City of Lafayette beginning July 1, 2020 on businesses located within a defined district (2020 collections \$7,919) are dedicated for the acquisition, design, development, and construction of various multi-phased projects designed to encourage economic development within the Holy Rosary Institute Economic Development District.

Lafayette Parish

Lafayette Parish is authorized by the voters of the parish to levy and collect a one percent (1%) sales and use tax on a parish-wide basis except for territory located within the boundaries of any incorporated municipality situated within the Parish. The sales tax ordinance provides that the net proceeds of the sales tax will be deposited in the General Fund of the Parish for general expenditures. Revenues from this tax totaled \$5,344,574 for the period ended October 31, 2020.

LAFAYETTE CITY-PARISH CONSOLIDATED GOVERNMENT
Lafayette, Louisiana

Notes to the Basic Financial Statements (Continued)

(28) Fair Value Measurements

Professional standards require the disclosure for fair value measurements of financial assets and liabilities and for fair value measurements of nonfinancial items that are recognized or disclosed at fair value in the financial statements on a recurring basis. The standards establish a fair value hierarchy that prioritizes the inputs to valuation techniques used to measure fair value. The hierarchy gives the highest priority to unadjusted quoted prices in active markets for identical assets or liabilities (Level 1 measurements) and the lowest priority to measurements involving significant unobservable inputs (Level 3 measurements).

The three levels of inputs used to measure fair value are as follows:

- a. Level 1 inputs are quoted prices (unadjusted) in active markets for identical assets or liabilities.
- b. Level 2 inputs are observable inputs other than Level 1 prices such as quoted prices for similar assets or liabilities, quoted prices in markets that are not active, or other inputs that are observable or can be corroborated by observable market data for substantially the full term of the assets or liabilities.
- c. Level 3 inputs are unobservable inputs for the asset or liability.

The following methods and assumptions were used by the Government in estimating fair values of financial instruments:

- a. The carrying amount reported in the statement of net position for the following approximates fair value due to the short maturities of these instruments: cash, accounts receivable, and accounts payable.
- b. The fair value for investment securities are based on quoted market prices at the reporting date multiplied by the quantity held. The carrying value equals fair value.

The following table presents assets that are measured at fair value on a recurring basis at October 31, 2020:

Primary Government:

Description	Total	(Level 1)	(Level 2)	(Level 3)
U.S. Treasuries	\$ 351,337,046	\$ 351,337,046	\$ -	\$ -
U.S. Instrumentalities	131,692,121	-	131,692,121	-
	<u>\$ 483,029,167</u>	<u>\$ 351,337,046</u>	<u>\$ 131,692,121</u>	<u>\$ -</u>

Fiduciary Funds:

Description	Total	(Level 1)	(Level 2)	(Level 3)
U.S. Treasuries	\$ 28,469	\$ 28,469	\$ -	\$ -
U.S. Instrumentalities	12,377	-	12,377	-
	<u>\$ 40,846</u>	<u>\$ 28,469</u>	<u>\$ 12,377</u>	<u>\$ -</u>

LAFAYETTE CITY-PARISH CONSOLIDATED GOVERNMENT
Lafayette, Louisiana

Notes to the Basic Financial Statements (Continued)

(29) Deficit Fund Balance of Individual Funds

The following funds reported deficit net position at October 31, 2020:

Enterprise fund:	
Communications System - net position	\$ (30,084,449)
Internal service funds:	
Central printing - net position	(1,800)
Self-Insurance - net position	(10,925,036)

These deficits will be funded by future excess revenues.

(30) Compensation of Council

The compensation paid to the council members for the year ended October 31, 2020 follows:

Abraham Rubin, Jr.	\$ 23,847
Andre Naquin	23,847
Bryan Tabor	23,847
Glenn Lazard	23,847
John Guilbeau	23,847
Joshua Carlson	23,847
Kevin Naquin	29,977
Liz W. Hebert	29,857
Nanette Cook	29,857
Patrick Lewis	30,458
Bruce Conque	6,492
Jared Bellard	5,366
Jay Castille	6,020
Kenneth P. Boudreaux	6,492
William G. Theriot	5,366
	<u>\$ 292,967</u>

LAFAYETTE CITY-PARISH CONSOLIDATED GOVERNMENT
Lafayette, Louisiana

Notes to the Basic Financial Statements (Continued)

(31) Compensation, Benefits, and Other Payments to Agency Head

The schedule of compensation, benefits, and other payments to Joel Robideaux, Mayor-President for the period November 1, 2019 through January 5, 2020 and Joshua Guillory, Mayor-President for the period January 6, 2020 through October 31, 2020 follows:

	Joel Robideaux	Joshua S. Guillory
Salary	\$ 25,599	\$ 93,786
Benefits (insurance, retirement, medicare)	9,887	35,762
Vehicle subsidy lease	1,298	4,702
Expense allowance	656	2,944
Per diem	-	321
Transportation	934	647
Travel	-	2,002
Special meals	58	941

(32) Tax Abatement

The Government is subject to tax abatements granted by the Department of Economic Development. This program has the stated purpose of increasing business activity and employment in the Parish and the State. Under the program, companies commit to expand or maintain facilities or employment in the Parish, establish a new business in the Parish, or relocate an existing business to the Parish. Agreements include an abatement of ad valorem taxes for a period of 10 years from the initial assessment date. As a result of these agreements, the Government's ad valorem revenues were reduced by each tax abatement program as follows:

Tax abatement program:

Historic preservation	\$ 11,841
Industrial tax exemption	979,232
PILOT abatement	523,681
Total	\$1,514,754

(33) New Accounting Pronouncements

The Governmental Accounting Standards Board (GASB) has issued the following statements and implementation guides which were not required to be implemented by the Government during the current fiscal year.

- GASB Statement No. 84, "Fiduciary Activities." The requirements of this Statement are effective for fiscal years beginning after December 31, 2020.
- GASB Statement No. 90, "Majority Equity Interests an amendment of GASB Statements No. 14 and No. 61." The requirements of this Statement are effective for fiscal years beginning after December 31, 2020.
- Implementation Guide No. 2019-2, "Fiduciary Activities." The requirements of this Implementation Guide will take effect for financial statements starting with fiscal year that ends December 31, 2020.

LAFAYETTE CITY-PARISH CONSOLIDATED GOVERNMENT
Lafayette, Louisiana

Notes to the Basic Financial Statements (Continued)

- GASB Statement No. 87, “Leases.” The requirements of this Statement are effective for fiscal years beginning after June 30, 2022.
- GASB Statement No. 89, “Accounting for Interest Cost Incurred before the End of a Construction Period.” The requirements of this Statement are effective for fiscal years beginning after December 31, 2021.
- GASB Statement No. 91, “Conduit Debt Obligations.” The requirements of this Statement are effective for fiscal years beginning after December 31, 2022.
- Implementation Guide No. 2019-1, “Implementation Guidance Update-2019” The requirements of this Implementation Guide will take effect for financial statements starting with fiscal year that ends June 30, 2021.
- Implementation Guide No. 2019-3, “Leases” The requirements of this Implementation Guide will take effect for financial statements starting with fiscal year that ends June 30, 2022.

The effect of implementation of these new pronouncements on the Government’s financial statements has not yet been determined.

(34) Subsequent Events

- A. As a result of the spread of the COVID-19 Coronavirus, economic uncertainties have arisen which may have and continue to impact the Lafayette City-Parish Consolidated Government’s ongoing operations. The extent and severity of the potential impact on future operations is unknown at this time.
- B. On December 29, 2020, the Government issued \$20,185,000 of General Obligation Refunding Bonds, Series 2020 with an average interest rate of 4.07% to advance refund \$18,060,000 of \$18,935,000 outstanding General Obligation Bonds, Series 2010, maturing March 1, 2035 with an average interest rate of 4.91% and \$5,190,000 of \$6,085,000 outstanding General Obligation Bonds, Series 2010, maturing March 1, 2036 with an average interest rate of 4.79%. As a result of the advance refunding, the Government reduced its total debt service requirements by \$5,969,129, which resulted in an economic gain of \$5,557,188.
- C. On December 27, 2019, the Government’s former Mayor-President, Joel Robideaux, self-reported to the Louisiana Public Service Commission (LPSC) payments made by the Government’s Utilities System division to their Communications System division for a power outage monitoring service that he believed to be not necessary and possibly in violation of the Local Government Fair Competition Act. Subsequent to the self-reporting, the Government conducted an internal review of transactions between the Utilities System and the Communications System and reported transactions to the Government’s Council that were believed to be of concern during a December 2019 council meeting. During March 2020, the Government engaged an independent firm to conduct a forensic audit. On March 22, 2021, the LPSC issued correspondence to the City Council indicating that after an extensive review of the responses to the data requests submitted to the Government and the Forensic Examination Report issued by Carr Riggs & Ingram, CPA’s, there were no further actions necessary on the issues raised on December 27, 2019 by the former Mayor-President, Joel Robideaux. The correspondence received from the LPSC confirmed there are no pending audit dockets involving the Government and no other repayments need to be made by the Communications System for any incidents of non-compliance of the Local Government Fair Competition Act and the Commission’s Cost Allocation and Affiliate Transaction Rules.



Lafayette

CONSOLIDATED GOVERNMENT

Required Supplementary Information

LAFAYETTE CITY-PARISH CONSOLIDATED GOVERNMENT
Lafayette, Louisiana
General Fund

Combined Budgetary Comparison Schedule
For the Year Ended October 31, 2020

	Original Budget	Final Budget	Actual	Variance with Final Budget Positive (Negative)
Revenues:				
Taxes -				
Ad valorem	\$ 29,043,922	\$ 29,043,922	\$ 29,651,389	\$ 607,467
Sales and use	32,560,326	31,337,784	33,211,184	1,873,400
Payments in lieu of taxes:				
Utilities System	23,800,000	23,800,000	24,679,711	879,711
Communications System	810,000	810,000	767,904	(42,096)
Other	3,946,878	3,957,074	3,657,145	(299,929)
Licenses and permits	3,600,417	3,600,417	3,165,112	(435,305)
Intergovernmental -				
State shared revenue	690,138	690,138	496,781	(193,357)
On-behalf payments	3,218,524	3,218,524	3,218,524	-
Other	113,820	148,329	117,014	(31,315)
Charges for services	10,792,275	10,315,963	10,118,260	(197,703)
Fines and forfeits	835,000	835,000	831,488	(3,512)
Investment earnings	1,035,835	631,401	817,617	186,216
Miscellaneous	676,135	677,777	845,260	167,483
Total revenues	111,123,270	109,066,329	111,577,389	2,511,060
Expenditures:				
Current -				
General government	28,536,535	30,011,234	26,748,463	3,262,771
Public safety	67,202,921	74,859,469	71,716,655	3,142,814
Public works	4,479,450	4,438,531	3,797,267	641,264
Culture and recreation	86,500	86,500	1,864	84,636
Health and welfare	41,827	41,827	41,827	-
Economic opportunity	56,612	58,639	42,869	15,770
Total expenditures	100,403,845	109,496,200	102,348,945	7,147,255
Excess (deficiency) of revenues over expenditures	10,719,425	(429,871)	9,228,444	9,658,315
Other financing sources (uses):				
Transfers in	1,159,400	15,764,818	18,844,828	3,080,010
Transfers out	(23,318,308)	(16,769,977)	(13,425,929)	3,344,048
Total other financing sources (uses)	(22,158,908)	(1,005,159)	5,418,899	6,424,058
Net change in fund balance	(11,439,483)	(1,435,030)	14,647,343	16,082,373
Fund balance, beginning	56,201,952	56,201,952	56,201,952	-
Fund balance, ending	\$ 44,762,469	\$ 54,766,922	\$ 70,849,295	\$ 16,082,373

LAFAYETTE CITY-PARISH CONSOLIDATED GOVERNMENT
Lafayette, Louisiana

Schedule of Changes in Total OPEB Liability and Related Ratios
For the Year Ended October 31, 2020

	<u>2020</u>	<u>2019</u>	<u>2018</u>
Total OPEB Liability			
Service costs	\$ 688,570	\$ 545,870	\$ 532,176
Interest	1,000,464	1,302,790	1,262,719
Changes of benefit terms	-	-	-
Differences between expected and actual experience	911,762	1,000,884	(984,530)
Changes of assumptions	2,766,712	5,448,515	(2,194,055)
Benefit payments	<u>(2,481,293)</u>	<u>(2,991,901)</u>	<u>(2,835,925)</u>
Net change in total OPEB liability	2,886,215	5,306,158	(4,219,615)
Total OPEB liability - beginning	<u>37,099,556</u>	<u>31,793,398</u>	<u>36,013,013</u>
Total OPEB liability - ending	<u>\$ 39,985,771</u>	<u>\$ 37,099,556</u>	<u>\$ 31,793,398</u>
Covered-employee payroll	\$ 116,678,406	\$96,981,671	\$ 93,251,607
Total OPEB liability as a percentage of covered-employee payroll	34.27%	38.25%	34.09%

This schedule is intended to show information for 10 years. Additional years will be displayed as they become available.

LAFAYETTE CITY-PARISH CONSOLIDATED GOVERNMENT
Lafayette, Louisiana

Schedule of Employer's Share of Net Pension Liability
For the Year Ended October 31, 2020

Plan/ Fiscal Year	Employer Proportion of the Net Pension Liability (Asset)	Employer Proportionate Share of the Net Pension Liability (Asset)	Employer's Covered Payroll	Employer's Proportionate Share of the Net Pension Liability (Asset) as a Percentage of its Covered Payroll	Plan Fiduciary Net Position as a Percentage of the Total Pension Liability
MERS					
6/30/2020	18.276685%	\$ 79,017,583	\$34,553,957	228.7%	64.52%
6/30/2019	17.570162%	73,419,759	32,484,700	226.0%	64.68%
6/30/2018	17.555500%	72,691,669	32,365,313	224.6%	63.94%
6/30/2017	17.405863%	72,816,064	30,724,520	237.0%	62.49%
6/30/2016	16.871487%	69,151,342	30,084,365	229.9%	62.11%
6/30/2015	16.528899%	59,043,816	28,047,159	210.5%	66.18%
MPERS					
6/30/2020	5.478685%	50,635,818	17,031,415	297.3%	70.94%
6/30/2019	4.911360%	44,603,374	15,510,326	287.6%	71.01%
6/30/2018	5.079721%	42,944,272	15,124,384	283.9%	71.89%
6/30/2017	5.087030%	44,411,924	15,383,065	288.7%	70.08%
6/30/2016	5.403196%	50,643,169	15,179,586	333.6%	66.04%
6/30/2015	5.420541%	42,464,273	14,481,860	293.2%	70.73%
FRS					
6/30/2020	5.933847%	41,130,754	14,774,162	278.4%	72.61%
6/30/2019	5.657576%	35,427,232	13,670,664	259.1%	73.96%
6/30/2018	5.878694%	33,814,706	13,987,743	241.7%	74.76%
6/30/2017	5.911442%	33,883,493	13,786,301	245.8%	73.55%
6/30/2016	5.879921%	38,459,999	13,254,851	290.2%	68.16%
6/30/2015	5.556288%	29,987,911	11,742,851	255.4%	72.45%
PERS					
12/31/2019	4.956822%	233,341	31,409,252	0.74%	99.89%
12/31/2018	5.164959%	22,923,942	32,309,791	70.95%	88.86%
12/31/2017	5.365921%	(3,982,836)	33,809,328	-11.78%	101.98%
12/31/2016	5.750710%	11,843,662	32,937,454	35.96%	94.15%
12/31/2015	5.990462%	15,768,618	34,292,021	45.98%	92.23%
12/31/2014	6.054898%	1,655,459	31,791,663	5.21%	99.15%
LASERS					
6/30/2020	0.010820%	895,217	211,552	423.2%	58.00%
6/30/2019	0.010860%	786,653	207,314	379.4%	62.90%
6/30/2018	0.011330%	772,971	207,150	373.1%	64.30%
6/30/2017	0.011520%	811,084	205,084	395.5%	62.50%
6/30/2016	0.011420%	896,997	204,304	439.0%	57.70%
6/30/2015	0.010700%	727,421	197,239	368.8%	62.70%
ROVERS					
6/30/2020	0.877846%	189,113	112,733	167.8%	83.32%
6/30/2019	0.854974%	159,882	123,982	129.0%	84.83%
6/30/2018	0.833827%	196,819	115,688	170.1%	80.57%
6/30/2017	0.836387%	183,596	114,550	160.3%	80.51%
6/30/2016	0.772199%	219,113	106,071	206.6%	73.98%
6/30/2015	0.817071%	200,104	112,689	177.6%	76.86%

This schedule is intended to show information for 10 years. Additional years will be displayed as they become available.

LAFAYETTE CITY-PARISH CONSOLIDATED GOVERNMENT
Lafayette, Louisiana

Schedule of Employer Contributions
For the Year Ended October 31, 2020

Plan	Contractually Required Contribution	Contributions in Relation to Contractually Required Contribution	Contribution Deficiency (Excess)	Employer's Covered Payroll	Contributions as a % of Covered Payroll
MERS					
2020	\$ 10,111,812	\$ 10,111,812	\$ -	\$ 35,688,748	28.33%
2019	8,796,690	8,796,690	-	33,090,997	26.58%
2018	8,039,472	8,039,472	-	31,944,922	25.17%
2017	7,467,805	7,467,805	-	31,443,389	23.75%
2016	6,421,364	6,421,364	-	30,699,748	20.92%
2015	5,639,211	5,639,211	-	28,552,967	19.75%
MPERS					
2020	6,032,216	6,032,216	-	18,325,719	32.92%
2019	5,045,142	5,045,142	-	15,603,532	32.33%
2018	4,713,932	4,713,932	-	15,084,582	31.25%
2017	4,781,555	4,781,555	-	15,219,804	31.42%
2016	4,628,660	4,628,660	-	15,301,355	30.25%
2015	4,565,299	4,565,299	-	14,806,375	30.83%
FRS					
2020	4,603,442	4,603,442	-	15,738,263	29.25%
2019	3,694,756	3,694,756	-	13,726,648	26.92%
2018	3,693,913	3,693,913	-	13,939,294	26.50%
2017	3,558,613	3,558,613	-	13,864,726	25.67%
2016	3,618,058	3,618,058	-	13,610,250	26.58%
2015	3,474,961	3,474,961	-	12,157,298	28.58%
PERS					
2020	3,910,384	3,910,384	-	32,250,590	12.13%
2019	3,634,303	3,634,303	-	31,602,635	11.50%
2018	3,695,915	3,695,915	-	31,679,271	11.67%
2017	4,182,651	4,182,651	-	33,239,611	12.58%
2016	4,473,091	4,473,091	-	33,759,177	13.25%
2015	5,161,225	5,161,225	-	34,991,356	14.75%
LASERS					
2020	82,149	82,149	-	193,595	42.43%
2019	84,783	84,783	-	207,462	40.87%
2018	83,133	83,133	-	207,314	40.10%
2017	79,523	79,523	-	205,486	38.70%
2016	77,526	77,526	-	203,658	38.07%
2015	81,170	81,170	-	201,082	40.37%
ROVERS					
2020	21,492	21,492	-	119,400	18.00%
2019	20,077	20,077	-	115,829	17.33%
2018	19,778	19,778	-	116,341	17.00%
2017	21,786	21,786	-	114,663	19.00%
2016	23,830	23,830	-	109,985	21.67%
2015	25,660	25,660	-	108,423	23.67%

This schedule is intended to show information for 10 years. Additional years will be displayed as they become available.

LAFAYETTE CITY-PARISH CONSOLIDATED GOVERNMENT
Lafayette, Louisiana

Notes to the Required Supplementary Information

(1) Budget and Budgetary Accounting

The budgets for the General, Special Revenue, and Debt Service funds for fiscal year 2019 were prepared on the modified accrual basis of accounting, consistent with generally accepted accounting principles (GAAP). The Capital Projects Funds' budgets were prepared on a project basis and, therefore, are not presented. No budget is presented for the Sewer Assessment Bonds Funds because no expenditures were anticipated for these funds.

The Government follows the procedures detailed below in adopting its budget.

- a. At least 90 days prior to the beginning of each fiscal year, the Mayor-President submits to the Council a proposed budget in the form required by the City-Parish Charter.
- b. A public hearing is conducted to obtain taxpayer comments and notice thereof is published in the official journal at least 10 days prior to such hearing. The notification includes the time and place of the public hearing in addition to a general summary of the proposed budget.
- c. Final adoption of the budget is required to be not later than the second-to-last regular meeting of the preceding fiscal year.
- d. The Mayor-President is authorized to transfer budgeted amounts within departments, except that no transfer can be made to or from any salary account, unless authorized by the City-Parish Council by ordinance. Any revisions which cause interdepartmental transfers or alter the total revenues or expenditures of any fund must likewise be approved by the City-Parish Council.
- e. Formal budgetary integration is employed as a management control device during the year for all funds. No payment can be made or obligated against any appropriation unless the Mayor-President or his designee first certifies that sufficient unencumbered funds are or will be available to meet the obligation when it becomes due and payable. In practice, this has generally been interpreted (due to the flexibility for intradepartmental transfer of line item appropriations) to mean control at the departmental/fund level.
- f. Those budgets presented in the budgetary comparison schedules are adopted on a basis consistent with generally accepted accounting principles as applied to governmental units.
- g. Under the Charter, all appropriations, except for capital outlays, lapse at the close of the fiscal year to the extent that they have not been expended or encumbered. Appropriations for capital outlays lapse after completion of the project or abandonment. A capital outlay appropriation is deemed abandoned if three years pass without any disbursement or encumbrance of the appropriation.
- h. All budgeted amounts presented reflect the original budget and the final budget (which have been adjusted for legally authorized revisions during the year).

LAFAYETTE CITY-PARISH CONSOLIDATED GOVERNMENT
Lafayette, Louisiana

Notes to the Required Supplementary Information

(2) Pension Plans

Changes of Assumptions – Changes of assumptions about future economic or demographic factors or of other inputs were recognized in pension expense using the straight-line amortization method over a closed period equal to the average of the expected remaining service lives of all employees that are provided with pensions through the pension plans. These assumptions include the rate of investment return, mortality of plan members, rate of salary increase, rates of retirement, rates of termination, rates of disability, and various other factors that have an impact on the cost of the plan.

(3) Other Postemployment Benefit Plans

Benefit Changes – There were no changes of benefit terms for the year ended October 31, 2020.

Changes of Assumptions – The discount rate decreased from 4.30% to 2.79% for the year ended October 31, 2020.

Other Supplementary Information

LAFAYETTE CITY-PARISH CONSOLIDATED GOVERNMENT
Lafayette, Louisiana
General Funds

Combining Balance Sheet
October 31, 2020

	City	Parish	Total
ASSETS			
Cash and interest-bearing deposits	\$ 13,682,638	\$ 225,482	\$ 13,908,120
Investments	52,705,583	1,106,325	53,811,908
Accounts receivable, net	1,629,096	311,789	1,940,885
Accrued interest receivable	267,671	5,619	273,290
Due from other funds	5,618,058	30,710	5,648,768
Due from component units	19,480	19,480	38,960
Due from other governmental agencies	303,810	485,922	789,732
Prepaid expenses	313	-	313
Note receivable	1,535,000	-	1,535,000
Total assets	\$ 75,761,649	\$ 2,185,327	\$ 77,946,976
LIABILITIES AND FUND BALANCES			
Liabilities:			
Accounts payable	\$ 601,385	\$ 80,378	\$ 681,763
Accrued salaries and benefits	5,057,067	58,170	5,115,237
Other payables	566,782	12,859	579,641
Due to other funds	593,224	119,217	712,441
Due to component units	6,722	-	6,722
Unearned revenue	1,877	-	1,877
Total liabilities	6,827,057	270,624	7,097,681
Fund balances:			
Nonspendable:			
Prepaid items	313	-	313
Long-term note receivable	1,535,000	-	1,535,000
Committed:			
Fire and police sustainability and resiliency	10,016,795	-	10,016,795
Unassigned	57,382,484	1,914,703	59,297,187
Total fund balances	68,934,592	1,914,703	70,849,295
Total liabilities and fund balances	\$ 75,761,649	\$ 2,185,327	\$ 77,946,976

LAFAYETTE CITY-PARISH CONSOLIDATED GOVERNMENT
Lafayette, Louisiana
General Funds

Combining Statement of Revenues, Expenditures, and Changes in Fund Balances
For the Year Ended October 31, 2020

	City	Parish	Total
Revenues:			
Taxes -			
Ad valorem	\$ 25,520,608	\$ 4,130,781	\$ 29,651,389
Sales and use	27,906,478	5,304,706	33,211,184
Payments in lieu of taxes:			
Utilities System	24,679,711	-	24,679,711
Communications system	767,904	-	767,904
Other	2,082,274	1,574,871	3,657,145
Licenses and permits	2,561,443	603,669	3,165,112
Intergovernmental -			
State shared revenue	141,428	355,353	496,781
On-behalf payments	3,218,524	-	3,218,524
Other	-	117,014	117,014
Charges for services	9,059,850	1,058,410	10,118,260
Fines and forfeits	802,380	29,108	831,488
Investment earnings	796,746	20,871	817,617
Miscellaneous	842,982	2,278	845,260
Total revenues	98,380,328	13,197,061	111,577,389
Expenditures:			
Current -			
General government	21,181,193	5,567,270	26,748,463
Public safety	70,806,877	909,778	71,716,655
Public works	3,797,267	-	3,797,267
Culture and recreation	-	1,864	1,864
Health and welfare	-	41,827	41,827
Economic opportunity	-	42,869	42,869
Total expenditures	95,785,337	6,563,608	102,348,945
Excess of revenues over expenditures	2,594,991	6,633,453	9,228,444
Other financing sources (uses):			
Transfers in	18,811,137	33,691	18,844,828
Transfers out	(12,387,663)	(1,038,266)	(13,425,929)
Internal transfers	5,053,189	(5,053,189)	-
Total other financing sources (uses)	11,476,663	(6,057,764)	5,418,899
Net change in fund balances	14,071,654	575,689	14,647,343
Fund balances, beginning	54,862,938	1,339,014	56,201,952
Fund balances, ending	\$ 68,934,592	\$ 1,914,703	\$ 70,849,295

LAFAYETTE CITY-PARISH CONSOLIDATED GOVERNMENT
Lafayette, Louisiana
General Fund - City of Lafayette

Budgetary Comparison Schedule
For the Year Ended October 31, 2020
With Comparative Actual Amounts for the Year Ended October 31, 2019

	2020			Variance with Final Budget Positive (Negative)	2019 Actual
	Original Budget	Final Budget	Actual		
Revenues:					
Taxes -					
Ad valorem	\$ 25,008,156	\$ 25,008,156	\$ 25,520,608	\$ 512,452	\$ 25,149,345
Sales and use	28,136,655	26,367,819	27,906,478	1,538,659	28,667,205
Payments in lieu of taxes:					
Utilities System	23,800,000	23,800,000	24,679,711	879,711	25,051,002
Communications System	810,000	810,000	767,904	(42,096)	800,000
Other	2,384,751	2,384,751	2,082,274	(302,477)	2,241,345
Licenses and permits	3,029,237	3,029,237	2,561,443	(467,794)	2,569,543
Intergovernmental -					
State shared revenue	157,111	157,111	141,428	(15,683)	142,611
On-behalf payments	3,218,524	3,218,524	3,218,524	-	3,136,186
Charges for services	9,612,741	9,145,009	9,059,850	(85,159)	9,291,633
Fines and forfeits	819,260	819,260	802,380	(16,880)	853,052
Investment earnings	1,011,085	606,651	796,746	190,095	1,424,621
Miscellaneous	674,135	675,777	842,982	167,205	805,590
Total revenues	<u>98,661,655</u>	<u>96,022,295</u>	<u>98,380,328</u>	<u>2,358,033</u>	<u>100,132,133</u>
Expenditures:					
Current -					
General government	22,680,320	24,054,695	21,181,193	2,873,502	20,668,818
Public safety	66,358,686	73,906,953	70,806,877	3,100,076	64,328,893
Public works	4,479,450	4,438,531	3,797,267	641,264	3,874,519
Total expenditures	<u>93,518,456</u>	<u>102,400,179</u>	<u>95,785,337</u>	<u>6,614,842</u>	<u>88,872,230</u>
Excess (deficiency) of revenues over expenditures	<u>5,143,199</u>	<u>(6,377,884)</u>	<u>2,594,991</u>	<u>8,972,875</u>	<u>11,259,903</u>
Other financing sources (uses):					
Proceeds from sale of assets	-	-	-	-	1,400,000
Transfers in	1,159,400	15,764,818	18,811,137	3,046,319	1,515,278
Transfers out	(22,388,547)	(15,758,120)	(12,387,663)	3,370,457	(14,959,789)
Internal transfers	5,041,983	5,053,189	5,053,189	-	4,991,910
Total other financing sources (uses)	<u>(16,187,164)</u>	<u>5,059,887</u>	<u>11,476,663</u>	<u>6,416,776</u>	<u>(7,052,601)</u>
Net change in fund balance	(11,043,965)	(1,317,997)	14,071,654	15,389,651	4,207,302
Fund balance, beginning	<u>54,862,938</u>	<u>54,862,938</u>	<u>54,862,938</u>	<u>-</u>	<u>50,655,636</u>
Fund balance, ending	<u>\$ 43,818,973</u>	<u>\$ 53,544,941</u>	<u>\$ 68,934,592</u>	<u>\$ 15,389,651</u>	<u>\$ 54,862,938</u>

LAFAYETTE CITY-PARISH CONSOLIDATED GOVERNMENT
Lafayette, Louisiana
General Fund - City of Lafayette

Budgetary Comparison Schedule - Detail of Expenditures
For the Year Ended October 31, 2020
With Comparative Actual Amounts for the Year Ended October 31, 2019

	2020			Variance with Final Budget Positive (Negative)	2019 Actual
	Original Budget	Final Budget	Actual		
Elected Officials:					
City Council -					
Personnel costs	\$ 725,090	\$ 744,740	\$ 743,925	\$ 815	\$ 799,935
Materials and supplies	14,400	15,000	12,259	2,741	4,754
Printing and postage	31,230	31,230	9,374	21,856	10,959
Professional fees	247,508	256,408	246,902	9,506	223,223
Professional services	35,550	35,800	20,934	14,866	28,527
Publications and recording	65,000	60,955	42,265	18,690	52,879
Telephone	29,850	29,850	13,813	16,037	14,742
Tourist promotion	9,000	9,000	403	8,597	307
Training	1,800	225	60	165	353
Transportation	14,808	14,808	534	14,274	699
Travel and meetings	51,100	27,702	6,284	21,418	16,987
Uninsured losses	28,011	143,176	143,176	-	32,790
Vehicle subsidy leases	7,000	7,000	6,023	977	6,023
Other	9,360	34,700	3,118	31,582	3,913
Total City Council	<u>1,269,707</u>	<u>1,410,594</u>	<u>1,249,070</u>	<u>161,524</u>	<u>1,196,091</u>
Mayor-President's Office -					
Operations:					
Personnel costs	1,063,926	1,064,213	915,148	149,065	1,019,365
Transportation	5,000	5,000	2,800	2,200	4,096
Expense allowance	3,600	3,601	3,600	1	3,600
Materials and supplies	6,548	11,257	10,936	321	5,575
Travel and meetings	22,280	14,916	9,958	4,958	22,861
Telephone	12,500	14,200	11,658	2,542	9,101
Printing and postage	7,819	6,819	1,212	5,607	611
Vehicle subsidy leases	22,848	20,648	18,977	1,671	21,895
Municipal dues	2,682	2,682	175	2,507	2,850
Contractual services	8,260	12,410	8,622	3,788	9,098
Tourist promotion	34,038	15,237	4,426	10,811	7,789
Uninsured losses	3,713	3,182	3,182	-	19,663
Other	3,819	2,797	2,244	553	472
	<u>1,197,033</u>	<u>1,176,962</u>	<u>992,938</u>	<u>184,024</u>	<u>1,126,976</u>

(continued)

LAFAYETTE CITY-PARISH CONSOLIDATED GOVERNMENT
Lafayette, Louisiana
General Fund - City of Lafayette

Budgetary Comparison Schedule - Detail of Expenditures (Continued)
For the Year Ended October 31, 2020
With Comparative Actual Amounts for the Year Ended October 31, 2019

	2020			Variance with Final Budget Positive (Negative)	2019 Actual
	Original Budget	Final Budget	Actual		
Chief Administrative Office -					
Administration and Emergency Operations:					
Personnel costs	337,222	345,785	341,296	4,489	320,709
Materials and supplies	2,592	2,592	2,185	407	1,362
Telephone and utilities	3,150	3,150	764	2,386	551
Vehicle subsidy leases	6,000	6,000	6,143	(143)	6,115
External appropriations	-	-	-	-	40,000
Other	10,836	6,986	1,397	5,589	77,366
	<u>359,800</u>	<u>364,513</u>	<u>351,785</u>	<u>12,728</u>	<u>446,103</u>
Human Resources:					
Personnel costs	587,520	615,497	591,690	23,807	529,590
Materials and supplies	13,490	13,090	11,393	1,697	10,877
Telephone	1,600	1,600	386	1,214	320
Printing and postage	3,845	4,245	1,986	2,259	2,145
Professional services	100,742	100,742	73,923	26,819	78,464
Other	71,994	47,482	41,439	6,043	9,960
	<u>779,191</u>	<u>782,656</u>	<u>720,817</u>	<u>61,839</u>	<u>631,356</u>
International Trade:					
Personnel costs	371,136	366,965	341,545	25,420	338,230
Transportation	2,258	2,258	488	1,770	1,781
Materials and supplies	8,100	14,328	12,067	2,261	7,635
Travel and meetings	12,060	1,473	1,251	222	15,306
Telephone and utilities	20,400	21,600	16,799	4,801	18,241
Printing and postage	999	199	46	153	777
Contractual services	9,667	17,449	11,354	6,095	9,763
Tourist/customer relations	9,900	50	-	50	5,799
Other	19,837	21,166	19,014	2,152	27,238
	<u>454,357</u>	<u>445,488</u>	<u>402,564</u>	<u>42,924</u>	<u>424,770</u>
Small Business Support Services:					
Personnel costs	46,880	48,655	48,853	(198)	46,353
Telephone	400	400	21	379	20
Printing and postage	1,166	1,166	-	1,166	976
Other	1,000	223	-	223	-
	<u>49,446</u>	<u>50,444</u>	<u>48,874</u>	<u>1,570</u>	<u>47,349</u>
Total Chief Administrative Office	<u>1,642,794</u>	<u>1,643,101</u>	<u>1,524,040</u>	<u>119,061</u>	<u>1,549,578</u>
Total Mayor-President's Office	<u>2,839,827</u>	<u>2,820,063</u>	<u>2,516,978</u>	<u>303,085</u>	<u>2,676,554</u>

(continued)

LAFAYETTE CITY-PARISH CONSOLIDATED GOVERNMENT
Lafayette, Louisiana
General Fund - City of Lafayette

Budgetary Comparison Schedule - Detail of Expenditures (Continued)
For the Year Ended October 31, 2020
With Comparative Actual Amounts for the Year Ended October 31, 2019

	2020			Variance with Final Budget Positive (Negative)	2019 Actual
	Original Budget	Final Budget	Actual		
City Court -					
Operations:					
Personnel costs	2,174,496	2,245,342	2,195,500	49,842	2,098,513
Transportation	554	154	89	65	75
Materials and supplies	18,601	17,058	15,246	1,812	19,360
Telephone and utilities	58,800	58,800	55,710	3,090	58,017
Maintenance	4,838	4,838	3,919	919	3,213
Contractual services	1,728	1,728	570	1,158	590
Printing and postage	9,072	9,488	9,291	197	10,498
External appropriations	250,000	250,000	250,000	-	250,000
Other	24,376	25,903	25,415	488	31,769
	<u>2,542,465</u>	<u>2,613,311</u>	<u>2,555,740</u>	<u>57,571</u>	<u>2,472,035</u>
City Marshal:					
Personnel costs	1,758,932	1,888,539	1,800,170	88,369	1,707,741
Transportation	120,000	118,000	81,066	36,934	104,480
Telephone	2,000	2,000	635	1,365	803
Training	25,920	15,562	12,808	2,754	-
Other	94,039	94,039	92,259	1,780	58,823
	<u>2,000,891</u>	<u>2,118,140</u>	<u>1,986,938</u>	<u>131,202</u>	<u>1,871,847</u>
Total City Court	<u>4,543,356</u>	<u>4,731,451</u>	<u>4,542,678</u>	<u>188,773</u>	<u>4,343,882</u>
Legal Department -					
Personnel costs	275,613	265,613	216,385	49,228	202,418
Materials and supplies	25,056	23,356	14,033	9,323	13,475
Telephone	4,800	3,200	300	2,900	642
Contractual services	138,780	154,180	144,654	9,526	143,700
Printing and binding	691	691	-	691	423
Professional fees	1,600,000	1,600,000	1,528,426	71,574	1,394,835
Other	5,075	2,031	460	1,571	196
Total Legal Department	<u>2,050,015</u>	<u>2,049,071</u>	<u>1,904,258</u>	<u>144,813</u>	<u>1,755,689</u>
Total Elected Officials	<u>10,702,905</u>	<u>11,011,179</u>	<u>10,212,984</u>	<u>798,195</u>	<u>9,972,216</u>

(continued)

LAFAYETTE CITY-PARISH CONSOLIDATED GOVERNMENT
Lafayette, Louisiana
General Fund - City of Lafayette

Budgetary Comparison Schedule - Detail of Expenditures (Continued)
For the Year Ended October 31, 2020
With Comparative Actual Amounts for the Year Ended October 31, 2019

	2020			Variance with Final Budget Positive (Negative)	2019 Actual
	Original Budget	Final Budget	Actual		
Office of Finance and Management:					
Chief Financial Officer -					
Personnel costs	564,107	584,833	559,117	25,716	484,328
Training	6,912	1,972	284	1,688	4,252
Materials and supplies	3,106	3,106	1,604	1,502	2,474
Telephone	1,480	1,980	1,843	137	1,473
Travel and meetings	866	433	201	232	341
Printing and postage	828	828	117	711	211
Vehicle subsidy leases	6,200	6,200	6,023	177	6,023
Dues and licenses	1,584	1,735	1,735	-	1,780
Uninsured losses	27,339	92,668	92,668	-	175
Other	7,862	6,611	416	6,195	271
	<u>620,284</u>	<u>700,366</u>	<u>664,008</u>	<u>36,358</u>	<u>501,328</u>
Accounting -					
Personnel costs	1,782,118	1,816,241	1,820,179	(3,938)	1,772,822
Training	12,960	1,614	596	1,018	10,959
Materials and supplies	14,616	17,616	15,790	1,826	15,381
Telephone	1,390	1,590	1,645	(55)	1,250
Printing and postage	22,536	19,336	17,854	1,482	20,982
Contractual services	8,163	8,163	7,949	214	6,352
Other	2,882	2,882	1,658	1,224	2,569
	<u>1,844,665</u>	<u>1,867,442</u>	<u>1,865,671</u>	<u>1,771</u>	<u>1,830,315</u>
Budget Management -					
Personnel costs	651,224	639,765	611,715	28,050	503,972
Training	864	1,311	1,177	134	135
Materials and supplies	2,583	2,423	2,259	164	2,969
Telephone	200	200	191	9	252
Printing and postage	2,601	2,601	1,424	1,177	3,669
Contractual services	605	665	665	-	665
	<u>658,077</u>	<u>646,965</u>	<u>617,431</u>	<u>29,534</u>	<u>511,662</u>

(continued)

LAFAYETTE CITY-PARISH CONSOLIDATED GOVERNMENT
Lafayette, Louisiana
General Fund - City of Lafayette

Budgetary Comparison Schedule - Detail of Expenditures (Continued)
For the Year Ended October 31, 2020
With Comparative Actual Amounts for the Year Ended October 31, 2019

	2020		Actual	Variance with	2019 Actual
	Original Budget	Final Budget		Final Budget Positive (Negative)	
Purchasing and Property Management -					
Personnel costs	700,690	738,862	673,426	65,436	670,672
Transportation	2,871	2,871	601	2,270	1,551
Training	2,160	1,398	1,313	85	2,169
Materials and supplies	5,875	5,875	4,479	1,396	7,019
Telephone	4,000	4,000	2,926	1,074	2,729
Printing and postage	9,504	9,504	3,499	6,005	3,732
Other	864	864	225	639	544
	<u>725,964</u>	<u>763,374</u>	<u>686,469</u>	<u>76,905</u>	<u>688,416</u>
Risk Management -					
Personnel costs	493,796	498,105	437,321	60,784	439,246
Contractual services	88,632	88,632	47,226	41,406	54,381
Materials and supplies	6,653	6,653	2,748	3,905	4,497
Printing and postage	1,663	1,663	361	1,302	1,547
Telephone	7,518	7,518	3,255	4,263	3,418
Training	8,208	2,097	1,136	961	1,518
Transportation	10,835	10,835	6,680	4,155	7,132
Uniforms	1,296	1,296	-	1,296	228
Uninsured losses	36,685	20,481	20,481	-	38,476
Other	4,756	4,756	1,696	3,060	1,530
	<u>660,042</u>	<u>642,036</u>	<u>520,904</u>	<u>121,132</u>	<u>551,973</u>
General Accounts -					
External appropriations	1,818,613	1,836,848	1,604,710	232,138	1,623,393
Duplication costs	114,110	108,730	60,731	47,999	87,253
Professional services	103,876	103,876	70,100	33,776	82,050
Accrued leave	991,385	1,649,385	1,544,581	104,804	1,539,357
Unemployment compensation	65,000	65,000	26,127	38,873	14,565
Insurance and bonds	180,071	212,739	202,985	9,754	160,466
Dues and licenses	22,701	25,701	25,393	308	25,222
Utilities - street lighting	1,675,000	1,675,000	1,557,458	117,542	1,609,065
Group insurance - retirees	438,601	438,601	438,601	-	349,141
Other	7,199	7,199	8,859	(1,660)	8,263
Election	101,000	101,000	39,306	61,694	24,956
	<u>5,517,556</u>	<u>6,224,079</u>	<u>5,578,851</u>	<u>645,228</u>	<u>5,523,731</u>
Total Office of Finance and Management	<u>10,026,588</u>	<u>10,844,262</u>	<u>9,933,334</u>	<u>910,928</u>	<u>9,607,425</u>

(continued)

LAFAYETTE CITY-PARISH CONSOLIDATED GOVERNMENT
Lafayette, Louisiana
General Fund - City of Lafayette

Budgetary Comparison Schedule - Detail of Expenditures (Continued)
For the Year Ended October 31, 2020
With Comparative Actual Amounts for the Year Ended October 31, 2019

	2020			Variance with Final Budget Positive (Negative)	2019 Actual
	Original Budget	Final Budget	Actual		
Department of Information Services and Technology:					
Chief Information Officer:					
Personnel costs	3,178,240	3,236,433	3,034,126	202,307	2,764,539
Training	151,357	34,228	20,421	13,807	110,486
Materials and supplies	17,280	17,280	16,197	1,083	12,526
Telephone	512,160	512,160	471,016	41,144	459,114
Travel and meetings	1,728	1,139	896	243	1,267
Vehicle subsidy leases	6,000	6,000	6,023	(23)	5,747
Printing and postage	692	692	21	671	91
Professional services	1,876,312	1,877,172	1,329,883	547,289	1,232,002
Maintenance	105,943	105,943	103,658	2,285	106,363
Publications and recording	800	800	167	633	-
Other	20,740	18,809	1,129	17,680	1,271
	<u>5,871,252</u>	<u>5,810,656</u>	<u>4,983,537</u>	<u>827,119</u>	<u>4,693,406</u>
Communications:					
Personnel costs	248,520	253,030	200,991	52,039	219,446
Transportation	5,500	5,500	2,286	3,214	3,521
Materials and supplies	1,901	1,456	255	1,201	1,354
Telephone	250	3,250	1,506	1,744	190
Printing and postage	1,440	1,560	1,550	10	1,878
Maintenance	2,340	2,645	2,584	61	4,669
Other	1,620	1,640	1,519	121	5,120
	<u>261,571</u>	<u>269,081</u>	<u>210,691</u>	<u>58,390</u>	<u>236,178</u>
Records Management:					
Personnel costs	108,783	112,757	113,395	(638)	107,205
Training	3,600	360	-	360	3,925
Materials and supplies	3,384	3,653	3,326	327	3,307
Telephone	642	642	441	201	41
Transportation	600	331	9	322	-
Other	965	965	656	309	593
	<u>117,974</u>	<u>118,708</u>	<u>117,827</u>	<u>881</u>	<u>115,071</u>
Total Department of Information Services and Technology	<u>6,250,797</u>	<u>6,198,445</u>	<u>5,312,055</u>	<u>886,390</u>	<u>5,044,655</u>

(continued)

LAFAYETTE CITY-PARISH CONSOLIDATED GOVERNMENT
Lafayette, Louisiana
General Fund - City of Lafayette

Budgetary Comparison Schedule - Detail of Expenditures (Continued)
For the Year Ended October 31, 2020
With Comparative Actual Amounts for the Year Ended October 31, 2019

	2020			Variance with Final Budget Positive (Negative)	2019 Actual
	Original Budget	Final Budget	Actual		
Police Department:					
Personnel costs	28,439,449	32,856,786	31,871,361	985,425	26,955,806
Contractual services	409,800	766,640	372,433	394,207	295,043
Coroner's fees	118,700	118,700	98,964	19,736	78,697
Transportation	1,500,000	1,500,000	1,382,126	117,874	1,489,778
Materials and supplies	405,289	378,649	301,849	76,800	356,752
Municipal dues	8,042	19,332	17,481	1,851	12,010
Telephone and utilities	791,394	811,394	662,815	148,579	683,148
Travel and meetings	33,579	18,663	1,063	17,600	10,387
Printing and postage	19,008	19,008	7,460	11,548	15,759
Maintenance	249,012	249,012	158,214	90,798	150,091
External appropriations	372,373	208,373	187,165	21,208	340,861
Other	235,992	223,767	133,643	90,124	132,282
Professional services	22,680	22,680	13,682	8,998	21,511
Rent	3,994	3,994	3,993	1	3,993
Undercover investigation	22,334	22,334	6,230	16,104	18,884
Training	399,994	227,763	185,235	42,528	332,467
Uniforms	281,319	281,319	233,328	47,991	261,557
Uninsured losses	828,411	813,044	813,044	-	2,605,933
Vehicle subsidy leases	158,750	158,750	99,224	59,526	93,741
Total Police Department	<u>34,300,120</u>	<u>38,700,208</u>	<u>36,549,310</u>	<u>2,150,898</u>	<u>33,858,700</u>
Fire Department:					
Personnel costs	23,541,684	25,896,618	25,665,376	231,242	22,078,007
Training	87,390	86,640	34,072	52,568	68,996
Transportation	808,024	808,024	612,100	195,924	804,032
Materials and supplies	99,953	108,853	90,164	18,689	97,629
Maintenance	76,100	104,025	86,551	17,474	60,283
Telephone and utilities	347,779	371,779	323,558	48,221	334,239
Travel and meetings	3,888	3,084	2,274	810	3,244
Printing and postage	2,434	2,334	1,332	1,002	1,635
Tourist/customer relations	8,262	4,961	2,190	2,771	9,326
Professional services	92,720	90,720	76,640	14,080	70,147
Other	65,639	66,470	63,230	3,240	61,253
Uniforms	100,483	94,483	64,912	29,571	102,400
Uninsured losses	230,839	788,232	788,232	-	679,431
Total Fire Department	<u>25,465,195</u>	<u>28,426,223</u>	<u>27,810,631</u>	<u>615,592</u>	<u>24,370,622</u>

(continued)

LAFAYETTE CITY-PARISH CONSOLIDATED GOVERNMENT
Lafayette, Louisiana
General Fund - City of Lafayette

Budgetary Comparison Schedule - Detail of Expenditures (Continued)
For the Year Ended October 31, 2020
With Comparative Actual Amounts for the Year Ended October 31, 2019

	2020			Variance with Final Budget Positive (Negative)	2019 Actual
	Original Budget	Final Budget	Actual		
Public Works:					
Facility Maintenance -					
Personnel costs	802,592	835,000	819,766	15,234	768,572
Materials and supplies	182,334	199,309	193,588	5,721	193,399
Telephone and utilities	506,066	493,876	329,669	164,207	388,326
Maintenance	363,099	359,924	335,002	24,922	332,852
Transportation	40,176	40,176	25,288	14,888	30,385
Professional services	161,749	160,139	152,570	7,569	164,637
Uniforms	2,651	2,651	1,853	798	332
Printing and postage	216	216	-	216	147
Other	136,566	127,567	99,888	27,679	117,658
	<u>2,195,449</u>	<u>2,218,858</u>	<u>1,957,624</u>	<u>261,234</u>	<u>1,996,308</u>
Traffic and Transit -					
Personnel costs	1,730,144	1,753,417	1,486,616	266,801	1,516,035
Training	15,219	2,722	-	2,722	11,846
Transportation	90,685	90,685	50,728	39,957	73,629
Materials and supplies	16,848	16,848	16,319	529	13,633
Telephone and utilities	326,780	327,430	268,426	59,004	249,562
Printing and postage	1,383	1,383	66	1,317	449
Uniforms	3,975	7,475	5,516	1,959	1,736
Maintenance	5,011	4,361	2,119	2,242	2,864
Professional services	3,456	3,456	2,358	1,098	2,439
Uninsured losses	88,429	9,825	7,085	2,740	5,674
Other	2,071	2,071	410	1,661	344
	<u>2,284,001</u>	<u>2,219,673</u>	<u>1,839,643</u>	<u>380,030</u>	<u>1,878,211</u>
Total Public Works	<u>4,479,450</u>	<u>4,438,531</u>	<u>3,797,267</u>	<u>641,264</u>	<u>3,874,519</u>

(continued)

LAFAYETTE CITY-PARISH CONSOLIDATED GOVERNMENT
Lafayette, Louisiana
General Fund - City of Lafayette

Budgetary Comparison Schedule - Detail of Expenditures (Continued)
For the Year Ended October 31, 2020
With Comparative Actual Amounts for the Year Ended October 31, 2019

	2020			Variance with Final Budget Positive (Negative)	2019 Actual
	Original Budget	Final Budget	Actual		
Community Development					
Department:					
Administration -					
External appropriations	614,799	614,799	610,766	4,033	638,389
Personnel costs	202,319	219,045	220,219	(1,174)	200,222
Materials and supplies	1,620	1,920	1,464	456	678
Telephone	2,600	2,600	455	2,145	61
Vehicle subsidy leases	6,200	6,200	6,023	177	6,023
Uninsured losses	81,321	111,355	111,355	-	30,170
Other	20,433	14,363	11,030	3,333	11,996
	<u>929,292</u>	<u>970,282</u>	<u>961,312</u>	<u>8,970</u>	<u>887,539</u>
Senior Center -					
Personnel costs	334,690	270,136	247,060	23,076	329,898
Transportation	11,570	7,495	2,857	4,638	3,000
Materials and supplies	6,912	5,376	2,809	2,567	5,348
Telephone and utilities	35,240	29,309	19,823	9,486	22,553
Printing and postage	2,202	635	25	610	173
Maintenance	13,824	12,284	9,835	2,449	10,503
Contractual services	5,818	505,340	3,703	501,637	5,471
Tourist/customer relations	4,320	1,320	723	597	1,101
Other	790	287	-	287	249
	<u>415,366</u>	<u>832,182</u>	<u>286,835</u>	<u>545,347</u>	<u>378,296</u>
Government and Business Relations -					
Personnel costs	55,132	57,259	37,368	19,891	54,494
Training	259	514	513	1	128
Materials and supplies	1,134	1,009	739	270	342
Printing and postage	216	86	3	83	58
	<u>56,741</u>	<u>58,868</u>	<u>38,623</u>	<u>20,245</u>	<u>55,022</u>
 Total Community Development Department	 <u>1,401,399</u>	 <u>1,861,332</u>	 <u>1,286,770</u>	 <u>574,562</u>	 <u>1,320,857</u>

(continued)

LAFAYETTE CITY-PARISH CONSOLIDATED GOVERNMENT
Lafayette, Louisiana
General Fund - City of Lafayette

Budgetary Comparison Schedule - Detail of Expenditures (Continued)
For the Year Ended October 31, 2020
With Comparative Actual Amounts for the Year Ended October 31, 2019

	2020			Variance with Final Budget Positive (Negative)	2019 Actual
	Original Budget	Final Budget	Actual		
Development and Planning:					
Personnel costs	295,826	307,203	294,763	12,440	283,168
Transportation	5,000	1,000	232	768	990
Materials and supplies	8,640	25,440	19,236	6,204	13,042
Telephone	5,000	2,000	1,243	757	976
Printing and postage	9,936	6,336	5,750	586	3,510
Travel and meetings	-	-	909	(909)	-
Other	13,703	4,964	-	4,964	1,103
	<u>338,105</u>	<u>346,943</u>	<u>322,133</u>	<u>24,810</u>	<u>302,789</u>
Municipal Civil Service:					
Personnel costs	504,769	524,132	528,278	(4,146)	496,168
Materials and supplies	2,419	2,419	1,791	628	2,097
Telephone	800	800	148	652	169
Printing and postage	2,549	2,549	912	1,637	1,379
Publication and recordation	5,500	2,272	223	2,049	347
Legal fees	26,000	29,228	21,426	7,802	13,191
Training	2,404	2,404	-	2,404	-
Vehicle subsidy leases	6,000	6,000	6,023	(23)	6,023
Other	3,456	3,252	2,052	1,200	1,073
	<u>553,897</u>	<u>573,056</u>	<u>560,853</u>	<u>12,203</u>	<u>520,447</u>
Total expenditures	<u>\$ 93,518,456</u>	<u>\$ 102,400,179</u>	<u>\$ 95,785,337</u>	<u>\$ 6,614,842</u>	<u>\$ 88,872,230</u>



Lafayette

CONSOLIDATED GOVERNMENT

LAFAYETTE CITY-PARISH CONSOLIDATED GOVERNMENT
Lafayette, Louisiana
General Fund - Lafayette Parish

Budgetary Comparison Schedule
For the Year Ended October 31, 2020
With Comparative Actual Amounts for the Year Ended October 31, 2019

	2020			Variance with Final Budget Positive (Negative)	2019 Actual
	Original Budget	Final Budget	Actual		
Revenues:					
Taxes -					
Ad valorem	\$ 4,035,766	\$ 4,035,766	\$ 4,130,781	\$ 95,015	\$ 4,034,076
Sales and use	4,423,671	4,969,965	5,304,706	334,741	4,885,224
Other	1,562,127	1,572,323	1,574,871	2,548	1,587,971
Licenses and permits	571,180	571,180	603,669	32,489	595,608
Intergovernmental -					
State shared revenue	533,027	533,027	355,353	(177,674)	438,274
Other	113,820	148,329	117,014	(31,315)	137,966
Charges for services	1,179,534	1,170,954	1,058,410	(112,544)	1,199,718
Fines and forfeits	15,740	15,740	29,108	13,368	28,057
Investment earnings	24,750	24,750	20,871	(3,879)	35,450
Miscellaneous	2,000	2,000	2,278	278	4,763
Total revenues	<u>12,461,615</u>	<u>13,044,034</u>	<u>13,197,061</u>	<u>153,027</u>	<u>12,947,107</u>
Expenditures:					
Current -					
General government	5,856,215	5,956,539	5,567,270	389,269	5,455,551
Public safety	844,235	952,516	909,778	42,738	940,917
Culture and recreation	86,500	86,500	1,864	84,636	6,090
Health and welfare	41,827	41,827	41,827	-	41,827
Economic opportunity	56,612	58,639	42,869	15,770	54,407
Total expenditures	<u>6,885,389</u>	<u>7,096,021</u>	<u>6,563,608</u>	<u>532,413</u>	<u>6,498,792</u>
Excess of revenues over expenditures	<u>5,576,226</u>	<u>5,948,013</u>	<u>6,633,453</u>	<u>685,440</u>	<u>6,448,315</u>
Other financing sources (uses):					
Transfers in	-	-	33,691	33,691	112,768
Transfers out	(929,761)	(1,011,857)	(1,038,266)	(26,409)	(898,283)
Internal transfers	(5,074,171)	(5,053,189)	(5,053,189)	-	(4,991,910)
Total other financing sources (uses)	<u>(6,003,932)</u>	<u>(6,065,046)</u>	<u>(6,057,764)</u>	<u>7,282</u>	<u>(5,777,425)</u>
Net change in fund balance	(427,706)	(117,033)	575,689	692,722	670,890
Fund balance, beginning	<u>1,339,014</u>	<u>1,339,014</u>	<u>1,339,014</u>	<u>-</u>	<u>668,124</u>
Fund balance, ending	<u>\$ 911,308</u>	<u>\$ 1,221,981</u>	<u>\$ 1,914,703</u>	<u>\$ 692,722</u>	<u>\$ 1,339,014</u>

LAFAYETTE CITY-PARISH CONSOLIDATED GOVERNMENT
Lafayette, Louisiana
General Fund - Lafayette Parish

Budgetary Comparison Schedule - Detail of Expenditures
For the Year Ended October 31, 2020
With Comparative Actual Amounts for the Year Ended October 31, 2019

	2020		Actual	Variance with Final Budget	2019 Actual
	Original Budget	Final Budget		Positive (Negative)	
Elected Officials:					
Parish Council -					
General government -					
Personnel costs	\$ 122,500	\$ 125,074	\$ 130,932	\$ (5,858)	\$ -
Materials and supplies	-	1,500	-	1,500	-
Telephone	-	6,000	23	5,977	-
Publication and recordation	-	38,825	20,174	18,651	-
Travel and meetings	-	9,947	2,023	7,924	-
Printing and postage	-	8,675	4,766	3,909	-
Tourist promotion	-	4,500	122	4,378	-
Other	77,500	-	-	-	-
	<u>200,000</u>	<u>194,521</u>	<u>158,040</u>	<u>36,481</u>	<u>-</u>
District Courts Judges -					
General government -					
Personnel costs	1,263,425	1,263,425	1,266,186	(2,761)	1,233,694
Contractual services	166,800	166,800	64,414	102,386	141,905
Repairs and maintenance	8,000	9,250	9,250	-	7,414
Insurance	14,700	13,450	10,005	3,445	7,365
Other	4,100	4,100	4,058	42	4,474
	<u>1,457,025</u>	<u>1,457,025</u>	<u>1,353,913</u>	<u>103,112</u>	<u>1,394,852</u>
District Attorney -					
General government:					
Personnel costs	569,014	620,526	620,526	-	536,277
Insurance	1,039	1,039	1,039	-	1,023
	<u>570,053</u>	<u>621,565</u>	<u>621,565</u>	<u>-</u>	<u>537,300</u>
Justice of the Peace and Constables -					
General government:					
Personnel costs	184,653	184,653	176,512	8,141	176,207
Training	12,000	12,000	10,270	1,730	7,914
Supplies and materials	640	640	-	640	-
	<u>197,293</u>	<u>197,293</u>	<u>186,782</u>	<u>10,511</u>	<u>184,121</u>

(continued)

LAFAYETTE CITY-PARISH CONSOLIDATED GOVERNMENT
Lafayette, Louisiana
General Fund - Lafayette Parish

Budgetary Comparison Schedule - Detail of Expenditures (Continued)
For the Year Ended October 31, 2020
With Comparative Actual Amounts for the Year Ended October 31, 2019

	2020			Variance with Final Budget Positive (Negative)	2019 Actual
	Original Budget	Final Budget	Actual		
Registrar of Voters -					
General government:					
Personnel costs	177,884	178,344	150,245	28,099	149,699
Telephone	7,404	7,404	7,158	246	7,152
Vehicle subsidy leases	5,400	5,400	5,360	40	5,361
Materials and supplies	6,774	6,774	4,662	2,112	4,429
Other	38,477	105,198	36,730	68,468	27,755
	<u>235,939</u>	<u>303,120</u>	<u>204,155</u>	<u>98,965</u>	<u>194,396</u>
Total Elected Officials	<u>2,660,310</u>	<u>2,773,524</u>	<u>2,524,455</u>	<u>249,069</u>	<u>2,310,669</u>
Office of Finance and Management:					
General Accounts -					
General government:					
Dues and subscriptions	16,750	16,750	16,432	318	16,682
Publication and recordation	10,400	10,400	6,477	3,923	10,440
Printing and binding	1,600	795	-	795	-
Charges for collection	201,007	205,574	193,976	11,598	186,618
External appropriations	2,542,639	2,491,127	2,494,286	(3,159)	2,611,949
Group insurance	44,861	44,861	44,861	-	41,346
Assessor's office	-	37,055	450	36,605	17,000
Other	178,037	178,842	98,783	80,059	94,502
Street lighting	37,900	37,900	34,835	3,065	35,867
Public safety -					
Office of Emergency					
Preparedness	62,375	78,230	58,750	19,480	54,406
Contractual services - sheriff	45,000	45,000	36,176	8,824	41,446
Health and welfare -					
Parish Service Officer	41,827	41,827	41,827	-	41,827
Total Office of Finance and Management	<u>3,182,396</u>	<u>3,188,361</u>	<u>3,026,853</u>	<u>161,508</u>	<u>3,152,083</u>

(continued)

LAFAYETTE CITY-PARISH CONSOLIDATED GOVERNMENT
Lafayette, Louisiana
General Fund - Lafayette Parish

Budgetary Comparison Schedule - Detail of Expenditures (Continued)
For the Year Ended October 31, 2020
With Comparative Actual Amounts for the Year Ended October 31, 2019

	2020			Variance with Final Budget Positive (Negative)	2019 Actual
	Original Budget	Final Budget	Actual		
Parishwide Fire Protection:					
Transportation	22,959	38,959	36,004	2,955	63,975
2% fire insurance rebate -					
Milton	40,382	38,416	38,416	-	40,382
Judice	42,904	39,272	39,272	-	42,903
Carencro	85,154	81,748	81,748	-	85,153
Duson	18,464	12,823	12,823	-	18,463
Scott	86,627	84,553	84,553	-	86,627
Broussard	57,547	62,057	62,057	-	57,547
Youngsville	81,507	92,706	92,706	-	81,507
External appropriations -					
Milton	42,188	73,500	69,323	4,177	70,342
Judice	42,188	73,500	66,788	6,712	66,959
Carencro	42,188	42,188	42,188	-	42,188
Duson	42,188	57,000	56,410	590	56,455
Scott	42,188	42,188	42,188	-	42,188
Broussard	42,188	42,188	42,188	-	42,188
Youngsville	42,188	42,188	42,188	-	42,188
Tower rental	6,000	6,000	6,000	-	6,000
Total Parishwide Fire Protection	<u>736,860</u>	<u>829,286</u>	<u>814,852</u>	<u>14,434</u>	<u>845,065</u>

(continued)

LAFAYETTE CITY-PARISH CONSOLIDATED GOVERNMENT
Lafayette, Louisiana
General Fund - Lafayette Parish

Budgetary Comparison Schedule - Detail of Expenditures (Continued)
For the Year Ended October 31, 2020
With Comparative Actual Amounts for the Year Ended October 31, 2019

	2020			Variance with Final Budget Positive (Negative)	2019 Actual
	Original Budget	Final Budget	Actual		
Parks and Recreation Department:					
Operations and Maintenance -					
Culture and recreation:					
Equipment purchases	86,500	86,500	1,864	84,636	6,090
Community Development Department:					
Federal Programs Administration -					
Economic opportunity:					
Personnel costs	55,132	57,259	42,641	14,618	53,853
Telephone and utilities	200	200	8	192	7
Other	1,280	1,180	220	960	547
Total Community Development Department	<u>56,612</u>	<u>58,639</u>	<u>42,869</u>	<u>15,770</u>	<u>54,407</u>
Others:					
County Agent -					
General government:					
Transportation	2,871	2,871	656	2,215	3,310
Telephone	15,000	15,000	14,560	440	15,142
Repairs and maintenance	240	240	-	240	-
Materials and supplies	32,200	31,550	29,051	2,499	3,685
Uniforms	1,600	-	-	-	-
Office expense	2,000	1,250	-	1,250	-
Contractual services	108,000	108,000	107,965	35	107,634
Other	800	800	483	317	707
Total Others	<u>162,711</u>	<u>159,711</u>	<u>152,715</u>	<u>6,996</u>	<u>130,478</u>
Total expenditures	<u>\$ 6,885,389</u>	<u>\$ 7,096,021</u>	<u>\$ 6,563,608</u>	<u>\$ 532,413</u>	<u>\$ 6,498,792</u>

LAFAYETTE CITY-PARISH CONSOLIDATED GOVERNMENT
Lafayette, Louisiana
Nonmajor Governmental Funds

Combining Balance Sheet - By Fund Type
October 31, 2020
With Comparative Totals for October 31, 2019

	Special	Debt	Capital	Totals	
	Revenue Funds	Service Funds	Projects Funds	2020	2019
ASSETS					
Cash and interest-bearing deposits	\$ 21,172,191	\$ 6,446,587	\$ 10,338,203	\$ 37,956,981	\$ 29,508,526
Investments	100,527,381	27,425,436	51,826,867	179,779,684	147,888,006
Accounts receivable, net	797,983	-	1,439	799,422	580,402
Loans receivable	3,148,978	-	-	3,148,978	3,080,055
Allowance for uncollectible loans	(290,948)	-	-	(290,948)	(184,935)
Assessments receivable	-	32,109	-	32,109	34,564
Accrued interest receivable	495,301	119,584	263,208	878,093	577,583
Due from other funds	2,341,693	697,742	-	3,039,435	4,591,840
Due from other governmental agencies	16,963,228	-	-	16,963,228	10,016,681
Inventories, at cost	25,953	-	-	25,953	27,884
Prepaid items	247,623	-	-	247,623	148,980
Total assets	\$ 145,429,383	\$ 34,721,458	\$ 62,429,717	\$ 242,580,558	\$ 196,269,586
LIABILITIES AND FUND BALANCES					
Liabilities:					
Cash overdraft	\$ 7,247,963	\$ -	\$ -	\$ 7,247,963	\$ 1,411,263
Accounts payable	3,068,689	-	-	3,068,689	3,300,994
Accrued salaries and benefits	898,375	-	-	898,375	842,513
Contracts payable	2,894,378	-	2,801,517	5,695,895	2,026,910
Retainage payable	644,297	-	1,459,392	2,103,689	1,917,151
Other payables	188,999	-	-	188,999	191,699
Due to other funds	10,523,872	1,355,586	201,796	12,081,254	15,313,064
Due to other governmental agencies	-	-	-	-	116,280
Unearned revenue	600,236	-	-	600,236	409,712
Total liabilities	26,066,809	1,355,586	4,462,705	31,885,100	25,529,586
Fund balances:					
Nonspendable -					
Inventories	25,953	-	-	25,953	27,884
Prepaid items	247,623	-	-	247,623	148,980
Restricted -					
Capital expenditures	57,616,290	-	57,967,012	115,583,302	76,687,031
Debt service	-	33,365,872	-	33,365,872	33,576,863
Operations and maintenance	58,150,591	-	-	58,150,591	56,618,389
Purpose of grantors and donors	3,311,192	-	-	3,311,192	3,677,156
Committed -					
Operations and maintenance	13,303	-	-	13,303	11,257
Unassigned	(2,378)	-	-	(2,378)	(7,560)
Total fund balances	119,362,574	33,365,872	57,967,012	210,695,458	170,740,000
Total liabilities and fund balances	\$ 145,429,383	\$ 34,721,458	\$ 62,429,717	\$ 242,580,558	\$ 196,269,586

LAFAYETTE CITY-PARISH CONSOLIDATED GOVERNMENT
Lafayette, Louisiana
Nonmajor Governmental Funds

Combining Statement of Revenues, Expenditures, and Changes in Fund Balances
For the Year Ended October 31, 2020
With Comparative Actual Amounts for the Year Ended October 31, 2019

	Special	Debt	Capital	Totals	
	Revenue Funds	Service Funds	Projects Funds	2020	2019
Revenues:					
Taxes -					
Ad valorem	\$ 52,591,807	\$ 4,631,313	\$ -	\$ 57,223,120	\$ 59,877,711
Sales and use	1,916,090	24,064,414	-	25,980,504	25,441,431
Licenses and permits	2,378,320	-	-	2,378,320	2,722,392
Intergovernmental -					
Federal grants	28,743,449	-	-	28,743,449	10,955,637
State funds:					
Parish transportation funds	1,408,012	-	-	1,408,012	1,585,005
State shared revenue	1,366,903	-	-	1,366,903	1,271,506
Other	2,666,596	55,720	-	2,722,316	1,006,377
Charges for services	5,675,794	-	-	5,675,794	9,053,683
Fines and forfeits	1,035,910	-	-	1,035,910	1,221,864
Investment earnings	1,780,053	552,998	274,652	2,607,703	4,756,956
Miscellaneous	490,746	-	333	491,079	1,571,674
Total revenues	<u>100,053,680</u>	<u>29,304,445</u>	<u>274,985</u>	<u>129,633,110</u>	<u>119,464,236</u>
Expenditures:					
Current -					
General government	24,591,134	169,022	174,780	24,934,936	21,487,543
Public safety	4,486,626	-	-	4,486,626	4,069,111
Public works	25,007,498	-	-	25,007,498	25,249,639
Urban redevelopment and housing	1,486,667	-	-	1,486,667	1,895,693
Culture and recreation	23,263,478	-	-	23,263,478	26,575,313
Health and welfare	1,026,989	-	-	1,026,989	991,777
Economic opportunity	282,102	-	-	282,102	294,049
Economic development and assistance	571,340	-	-	571,340	4,908,975
Debt service -					
Principal retirement	-	23,715,000	-	23,715,000	21,140,000
Interest and fiscal charges	-	10,872,768	-	10,872,768	11,489,632
Debt issuance costs	-	519,311	564,280	1,083,591	1,054,118
Capital outlay	10,852,244	-	18,919,594	29,771,838	29,442,702
Total expenditures	<u>91,568,078</u>	<u>35,276,101</u>	<u>19,658,654</u>	<u>146,502,833</u>	<u>148,598,552</u>
Excess (deficiency) of revenues over expenditures	<u>8,485,602</u>	<u>(5,971,656)</u>	<u>(19,383,669)</u>	<u>(16,869,723)</u>	<u>(29,134,316)</u>
Other financing sources (uses):					
Issuance of debt	-	-	50,000,000	50,000,000	26,070,000
Issuance of refunding debt	-	42,075,000	-	42,075,000	38,755,000
Premium on issuance of debt	-	630,556	9,672,871	10,303,427	7,384,537
Payment to refunded bond escrow agent	-	(42,956,211)	-	(42,956,211)	(43,692,114)
Transfers in	33,278,404	8,019,253	1,052,285	42,349,942	29,597,076
Transfers out	(41,590,001)	(2,007,933)	(1,349,043)	(44,946,977)	(16,383,709)
Total other financing sources (uses)	<u>(8,311,597)</u>	<u>5,760,665</u>	<u>59,376,113</u>	<u>56,825,181</u>	<u>41,730,790</u>
Net change in fund balances	174,005	(210,991)	39,992,444	39,955,458	12,596,474
Fund balances, beginning	<u>119,188,569</u>	<u>33,576,863</u>	<u>17,974,568</u>	<u>170,740,000</u>	<u>158,143,526</u>
Fund balances, ending	<u>\$ 119,362,574</u>	<u>\$ 33,365,872</u>	<u>\$ 57,967,012</u>	<u>\$ 210,695,458</u>	<u>\$ 170,740,000</u>



Lafayette

CONSOLIDATED GOVERNMENT

**Nonmajor
Special Revenue Funds**

Nonmajor Governmental Funds

Special Revenue Funds

Special Revenue funds account for and report the proceeds of specific revenue sources that are legally restricted for specific purposes other than debt service or capital projects.

Road and Bridge Maintenance - this fund accounts for proceeds of ad valorem taxes assessed by the City and the Parish, State's Parish Transportation funds, state shared revenue, and any interest earned on these funds to cover the costs of maintaining and improving the roads and bridges in the City and the Parish.

Parishwide Drainage Maintenance - this fund accounts for proceeds of ad valorem taxes assessed by the Parish, state shared revenue, and interest earned on these funds to cover the costs of improving and maintaining drainage throughout Lafayette Parish.

Adult Correctional Facility Maintenance - this fund accounts for proceeds of ad valorem taxes, state shared revenue, and interest earned on these funds to cover the costs of operating and maintaining the Adult Correctional Facility in the Parish.

Courthouse and Jail Maintenance - this fund accounts for proceeds of ad valorem taxes assessed by the Parish, state shared revenue, and interest earned on these funds. These revenues are dedicated to the courthouse and jail in the Parish for operations and maintenance costs.

Juvenile Detention Home Maintenance - this fund accounts for ad valorem taxes assessed by the Parish, collection and disbursement of various federal and state grants, state shared revenue, charges for services, and any interest earned on these funds. Revenues are dedicated to covering the cost of operating, improving, and maintaining the Juvenile Detention Home.

Combined Public Health - this fund accounts for ad valorem taxes assessed by the Parish, collection and disbursement of those taxes to funds dedicated to operating and maintaining the Health Unit, Animal Shelter and Care Center, and Mosquito Abatement and Control.

Health Unit Maintenance – this fund is dedicated to operating and maintaining the Health Unit. Funding is provided by ad valorem taxes assessed by the Parish through the Combined Public Health millage.

Mosquito Abatement and Control – this fund is dedicated for the purpose of controlling mosquitoes and other arthropods. Funding is provided by ad valorem taxes assessed by the Parish through the Combined Public Health millage.

Storm Water Management – this fund accounts for proceeds of ad valorem taxes assessed by the Parish to cover the cost of improving and maintaining flood prone drainage areas.

Cultural Economy – this fund accounts for proceeds of ad valorem taxes assessed by the Parish to grow the economy through Culture, Recreation, Entertainment, Arts, Tourism, and Economy.

Nonmajor Governmental Funds

Special Revenue Funds (Continued)

Parishwide Street, Drainage, and Bridge – this fund is used for the purposes of construction, improvement, operation, and maintenance of road, bridges, and drainage throughout Lafayette Parish. The funding is provided by an \$8 million library millage rededication approved by the voters in 2019.

Parishwide Parks & Recreation – this fund is used for the purposes of construction, improvement, operation, and maintenance of parks and recreation facilities throughout Lafayette Parish. The funding is provided by an \$2 million library millage rededication approved by the voters in 2019.

Lafayette Parish Public Library - this fund accounts for proceeds of ad valorem taxes assessed by the Parish, state shared revenue, and revenues from services provided by the Library. These revenues are to cover the cost of operating and maintaining all branches of the Lafayette Parish Public Library.

Municipal Transit System - this fund accounts for the activities necessary to provide bus service for the residents of the City.

Recreation and Parks – this fund is funded primarily from a transfer of City general governmental funds and ad valorem taxes assessed by the City. These proceeds are used for the purpose of maintaining and operating recreation programs in the City.

Golf Courses - this fund is used to account for the operations of the City's three golf courses. The fund's operations are financed by green fees, golf equipment rentals, memberships, and tournament fees.

Lafayette Development and Revitalization – this fund is used to account for the operations of a revolving loan fund used in conjunction with commercial and residential development throughout Lafayette's Historic and Downtown areas. The fund's operations are financed by an initial contribution from the City General Fund, future loan fees and interest earnings.

Natural History Museum and Planetarium - this fund is used to account for revenues from ticket sales, facility rentals, and other services provided to cover the costs of operating and maintaining the museum and planetarium.

Heymann Performing Arts Center - these funds are used to account for all proceeds from ticket sales and facility rental fees at the Heymann Performing Arts Center. The proceeds of these sales go toward operating and maintaining the facility.

Animal Shelter and Care Center – this fund is dedicated for the purpose of operating and maintaining the Animal Shelter and Care Center in Lafayette Parish. The Animal Shelter and Care Center ensures the humane treatment of animals through in-house vaccinations as well as a spay/neuter program. Funding is provided by ad valorem taxes assessed by the Parish through the Combined Public Health millage.

Parking Program - this fund is used to account for parking revenues to promote improved parking facilities.

Nonmajor Governmental Funds

Special Revenue Funds (Continued)

Codes and Permits - this fund is used to account for the revenues from permits and other services provided by the Codes Division to cover the costs of operating and maintaining the Development and Planning Department.

Coroner's Expense - this fund accounts for revenues from services provided by the Coroner's office. Proceeds from these services are dedicated to covering the costs of operating and maintaining the Coroner's office in Lafayette Parish.

War Memorial - this fund is used to account for the operating subsidy from the Parish General Fund for operating and maintaining the War Memorial Building.

Criminal Court - this fund is used to account for deposited fines and forfeitures to be used and paid for specific and specified expenses generally related to the Judges of the 15th Judicial District and the Office of the District Attorney, upon a motion by the District Attorney and order of the District Court. One half of any surplus remaining in the fund on December 31st of each year shall be transferred to the Parish General Fund.

Justice Department Federal Equitable Sharing - this fund accounts for the cash proceeds received from seizures and forfeitures, as well as any interest earned on these funds. These funds are dedicated to public safety.

Traffic Safety - this fund accounts for the photo enforcement program for ticket fees collected by a third party administrator for Lafayette Consolidated Government.

Narcotics Seized/Forfeited Property - these funds account for the cash proceeds received from federal and state narcotic seizures and forfeitures, as well as any interest earned on these funds.

1961 Sales Tax Trust - this fund is used to account for the 1% sales and use tax levied by the City of Lafayette. These revenues are dedicated to capital improvements, the general fund, and debt service.

1985 Sales Tax Trust - this fund is used to account for the 1% sales and use tax levied by the City of Lafayette. These revenues are dedicated to capital improvements, the general fund, and debt service.

TIF Sales Tax Trusts - this fund is used to account for sales and use tax levied by the City of Lafayette. These revenues are dedicated to redevelopment, infrastructure, and other community-improvement projects in the defined district.

Downtown Lafayette EDD - this fund is used to account for sales and use tax levied by the Downtown Lafayette Economic Development District. These revenues are dedicated for the acquisition, design, development, and construction of various multi-phased projects designed to encourage economic development within the Downtown Lafayette Economic Development District.

Nonmajor Governmental Funds

Special Revenue Funds (Continued)

University Gateway EDD - this fund is used to account for sales and use tax levied by the University Gateway Economic Development District. These revenues are dedicated for the acquisition, design, development, and construction of various multi-phased projects designed to encourage economic development within the University Gateway Economic Development District.

Trappey EDD - this fund is used to account for sales and use tax levied by the Trappey Economic Development District. These revenues are dedicated for the acquisition, design, development, and construction of various multi-phased projects designed to encourage economic development within the Trappey Economic Development District.

Northway EDD - this fund is used to account for sales and use tax levied by the Northway Economic Development District. These revenues are dedicated for the acquisition, design, development, and construction of various multi-phased projects designed to encourage economic development within the Northway Economic Development District.

Holy Rosary Institute EDD - this fund is used to account for sales and use tax levied by the Holy Rosary Institute Economic Development District. These revenues are dedicated for the acquisition, design, development, and construction of various multi-phased projects designed to encourage economic development within the Holy Rosary Institute Economic Development District.

Community Development Grants - these funds are to accounts for the collection and disbursement of various federal and state grants administered by the Community Development Department. These grants go toward programs to increase opportunities, assist in the creation of employment, and improving and restoring housing in Lafayette Parish.

Federal Transportation and Planning Grants - these funds are to account for the collection and disbursement of various federal and state grants administered by the Public Works Department. These funds are used to cover the costs of planning, operating, improving, and maintaining buses, Interstate 49, other state and local roadways, sidewalks and crosswalks in the Parish.

Other Federal Grants - this fund accounts for the collection and disbursement of various federal grants received by Lafayette Consolidated Government.

Other State Grants - this fund accounts for the collection and disbursement of various state grants received by Lafayette Consolidated Government.

Other Grants – this fund accounts for the collection and disbursement of various non-federal, non-state funded grants received by Lafayette Consolidated Government.



Lafayette

CONSOLIDATED GOVERNMENT

LAFAYETTE CITY-PARISH CONSOLIDATED GOVERNMENT

Lafayette, Louisiana

Combining Balance Sheet
Nonmajor Special Revenue Funds
October 31, 2020

	Road and Bridge Maintenance	Parishwide Drainage Maintenance	Adult Correctional Facility Maintenance	Courthouse and Jail Maintenance
ASSETS				
Cash and interest-bearing deposits	\$ 3,680,611	\$ 2,009,592	\$ -	\$ 2,382,442
Investments	18,451,481	10,074,401	-	11,943,557
Accounts receivable, net	252,497	-	3,062	-
Loans receivable	-	-	-	-
Allowance for uncollectible loans	-	-	-	-
Accrued interest receivable	93,708	51,164	-	60,656
Due from other funds	13,667	-	836,980	-
Due from other governmental agencies	-	-	-	-
Inventories, at cost	-	-	-	-
Prepaid items	-	-	-	-
Total assets	<u>\$ 22,491,964</u>	<u>\$ 12,135,157</u>	<u>\$ 840,042</u>	<u>\$ 14,386,655</u>
LIABILITIES AND FUND BALANCES				
Liabilities:				
Cash overdraft	\$ -	\$ -	\$ -	\$ -
Accounts payable	213,192	279,648	828,785	109,239
Accrued salaries and benefits	97,402	77,316	-	592
Contracts payable	833,300	11,533	-	-
Retainage payable	103,936	229,680	11,257	3,790
Other payables	-	-	-	-
Due to other funds	-	907	-	836,980
Unearned revenue	-	-	-	-
Total liabilities	<u>1,247,830</u>	<u>599,084</u>	<u>840,042</u>	<u>950,601</u>
Fund balances:				
Nonspendable -				
Inventories	-	-	-	-
Prepaid items	-	-	-	-
Restricted -				
Capital expenditures	15,960,410	7,082,825	-	7,024,098
Operations and maintenance	5,283,724	4,453,248	-	6,411,956
Purpose of grantors and donors	-	-	-	-
Committed -				
Operations and maintenance	-	-	-	-
Unassigned				
Total fund balances	<u>21,244,134</u>	<u>11,536,073</u>	<u>-</u>	<u>13,436,054</u>
Total liabilities and fund balances	<u>\$ 22,491,964</u>	<u>\$ 12,135,157</u>	<u>\$ 840,042</u>	<u>\$ 14,386,655</u>

<u>Juvenile Detention Home Maintenance</u>	<u>Combined Public Health</u>	<u>Health Unit Maintenance</u>	<u>Mosquito Abatement and Control</u>	<u>Storm Water Management</u>	<u>Cultural Economy</u>	<u>Parishwide Street, Drainage, and Bridge</u>
\$ 703,568	\$ 116,080	\$ 322,434	\$ 119,006	\$ 1,605,084	\$ 193,667	\$ 1,343,387
3,524,090	581,926	1,616,415	596,596	8,046,538	970,882	6,734,610
-	-	-	-	-	-	-
-	-	-	-	-	-	-
-	-	-	-	-	-	-
17,897	2,955	8,209	3,030	40,865	4,930	34,202
-	-	-	-	-	-	-
5,607	-	-	-	-	-	-
-	-	-	-	-	-	-
-	-	-	-	-	-	-
<u>\$ 4,251,162</u>	<u>\$ 700,961</u>	<u>\$ 1,947,058</u>	<u>\$ 718,632</u>	<u>\$ 9,692,487</u>	<u>\$ 1,169,479</u>	<u>\$ 8,112,199</u>
\$ -	\$ -	\$ -	\$ -	\$ -	\$ -	\$ -
37,009	-	16,850	100,000	156,311	-	-
54,607	-	16,566	-	19,281	-	-
-	-	-	-	-	-	-
-	-	-	-	23,741	-	-
-	-	-	-	-	-	-
-	-	-	-	-	1,683	-
-	-	-	-	-	-	-
<u>91,616</u>	<u>-</u>	<u>33,416</u>	<u>100,000</u>	<u>199,333</u>	<u>1,683</u>	<u>-</u>
-	-	-	-	-	-	-
-	-	-	-	-	-	-
-	-	505,350	-	-	621,121	-
4,159,546	700,961	1,408,292	618,632	9,493,154	546,675	8,112,199
-	-	-	-	-	-	-
-	-	-	-	-	-	-
-	-	-	-	-	-	-
<u>4,159,546</u>	<u>700,961</u>	<u>1,913,642</u>	<u>618,632</u>	<u>9,493,154</u>	<u>1,167,796</u>	<u>8,112,199</u>
<u>\$ 4,251,162</u>	<u>\$ 700,961</u>	<u>\$ 1,947,058</u>	<u>\$ 718,632</u>	<u>\$ 9,692,487</u>	<u>\$ 1,169,479</u>	<u>\$ 8,112,199</u>

(continued)

LAFAYETTE CITY-PARISH CONSOLIDATED GOVERNMENT
Lafayette, Louisiana

Combining Balance Sheet
Nonmajor Special Revenue Funds (Continued)
October 31, 2020

	Parishwide Parks & Recreation	Lafayette Parish Public Library	Municipal Transit System	Recreation and Parks
ASSETS				
Cash and interest-bearing deposits	\$ 335,847	\$ 5,099,882	\$ 300	\$ 280
Investments	1,683,652	25,551,853	-	-
Accounts receivable, net	-	-	58,661	2
Loans receivable	-	-	-	-
Allowance for uncollectible loans	-	-	-	-
Accrued interest receivable	8,551	129,768	-	-
Due from other funds	-	-	88,742	149,107
Due from other governmental agencies	-	-	398,794	-
Inventories, at cost	-	-	-	-
Prepaid items	-	247,623	-	-
Total assets	<u>\$ 2,028,050</u>	<u>\$ 31,029,126</u>	<u>\$ 546,497</u>	<u>\$ 149,389</u>
LIABILITIES AND FUND BALANCES				
Liabilities:				
Cash overdraft	\$ -	\$ -	\$ -	\$ -
Accounts payable	-	161,778	90,339	56,182
Accrued salaries and benefits	-	213,721	57,364	73,440
Contracts payable	-	-	-	-
Retainage payable	-	-	-	-
Other payables	-	-	-	1,898
Due to other funds	-	-	398,794	-
Unearned revenue	-	-	-	17,869
Total liabilities	<u>-</u>	<u>375,499</u>	<u>546,497</u>	<u>149,389</u>
Fund balances:				
Nonspendable -				
Inventories	-	-	-	-
Prepaid items	-	247,623	-	-
Restricted -				
Capital expenditures	-	21,287,814	-	-
Operations and maintenance	2,028,050	9,118,190	-	-
Purpose of grantors and donors	-	-	-	-
Committed -				
Operations and maintenance	-	-	-	-
Unassigned				
Total fund balances	<u>2,028,050</u>	<u>30,653,627</u>	<u>-</u>	<u>-</u>
Total liabilities and fund balances	<u>\$ 2,028,050</u>	<u>\$ 31,029,126</u>	<u>\$ 546,497</u>	<u>\$ 149,389</u>

<u>Golf Courses</u>	<u>Lafayette Development and Revitalization</u>	<u>Natural History Museum and Planetarium</u>	<u>Heymann Performing Arts Center</u>	<u>Animal Shelter and Care Center</u>	<u>Parking Program</u>	<u>Codes and Permits</u>
\$ 535	\$ 88,269	\$ -	\$ 66,846	\$ 1,305,789	\$ 200	\$ 2,500
-	442,507	-	56,214	6,545,124	-	-
-	-	-	1,734	36,144	-	87,607
-	-	-	-	-	-	-
-	2,247	-	286	33,240	-	-
81,087	500,000	15,438	84,065	-	19,517	13,860
-	-	-	-	-	-	-
2,378	-	-	-	-	-	-
-	-	-	-	-	-	-
<u>\$ 84,000</u>	<u>\$1,033,023</u>	<u>\$ 15,438</u>	<u>\$ 209,145</u>	<u>\$ 7,920,297</u>	<u>\$ 19,717</u>	<u>\$ 103,967</u>
\$ -	\$ -	\$ -	\$ -	\$ -	\$ -	\$ -
11,708	-	10,000	13,426	30,032	2,598	327
45,546	-	5,438	9,736	34,919	13,280	95,042
-	-	-	-	1,767,537	-	-
-	-	-	-	186,327	-	-
25,550	-	-	-	-	3,839	8,598
-	1,000,000	-	46,382	-	-	-
1,196	-	-	139,601	415	-	-
<u>84,000</u>	<u>1,000,000</u>	<u>15,438</u>	<u>209,145</u>	<u>2,019,230</u>	<u>19,717</u>	<u>103,967</u>
2,378	-	-	-	-	-	-
-	-	-	-	-	-	-
-	-	-	-	829,263	-	-
-	33,023	-	-	5,071,804	-	-
-	-	-	-	-	-	-
-	-	-	-	-	-	-
(2,378)	-	-	-	-	-	-
-	33,023	-	-	5,901,067	-	-
<u>\$ 84,000</u>	<u>\$1,033,023</u>	<u>\$ 15,438</u>	<u>\$ 209,145</u>	<u>\$ 7,920,297</u>	<u>\$ 19,717</u>	<u>\$ 103,967</u>

(continued)

LAFAYETTE CITY-PARISH CONSOLIDATED GOVERNMENT

Lafayette, Louisiana

Combining Balance Sheet
 Nonmajor Special Revenue Funds (Continued)
 October 31, 2020

	Coroner's Expense	War Memorial	Criminal Court	Justice Department Federal Equitable Sharing
ASSETS				
Cash and interest-bearing deposits	\$ -	\$ -	\$ 382,116	\$ 9,427
Investments	-	-	-	47,257
Accounts receivable, net	133,626	-	-	-
Loans receivable	-	-	-	-
Allowance for uncollectible loans	-	-	-	-
Accrued interest receivable	-	-	-	240
Due from other funds	58,851	11,239	-	-
Due from other governmental agencies	16,332	-	57,205	-
Inventories, at cost	-	-	-	-
Prepaid items	-	-	-	-
Total assets	<u>\$ 208,809</u>	<u>\$ 11,239</u>	<u>\$ 439,321</u>	<u>\$ 56,924</u>
LIABILITIES AND FUND BALANCES				
Liabilities:				
Cash overdraft	\$ -	\$ -	\$ -	\$ -
Accounts payable	68,788	7,778	-	-
Accrued salaries and benefits	8,421	3,461	19,562	-
Contracts payable	-	-	-	-
Retainage payable	-	-	-	-
Other payables	131,600	-	-	-
Due to other funds	-	-	-	-
Unearned revenue	-	-	-	-
Total liabilities	<u>208,809</u>	<u>11,239</u>	<u>19,562</u>	<u>-</u>
Fund balances:				
Nonspendable -				
Inventories	-	-	-	-
Prepaid items	-	-	-	-
Restricted -				
Capital expenditures	-	-	-	-
Operations and maintenance	-	-	419,759	-
Purpose of grantors and donors	-	-	-	56,924
Committed -				
Operations and maintenance	-	-	-	-
Unassigned				
Total fund balances	<u>-</u>	<u>-</u>	<u>419,759</u>	<u>56,924</u>
Total liabilities and fund balances	<u>\$ 208,809</u>	<u>\$ 11,239</u>	<u>\$ 439,321</u>	<u>\$ 56,924</u>

Traffic Safety	Narcotics Seized/ Forfeited Property	1961 Sales Tax Trust	1985 Sales Tax Trust	TIF Sales Tax Trusts	Downtown Lafayette EDD
\$ 2,203	\$ 14,193	\$ 726	\$ -	\$1,203,028	\$ 48,280
11,044	71,152	-	-	3,000,000	-
-	-	-	-	102,916	34,333
-	-	-	-	-	-
-	-	-	-	-	-
56	361	-	-	-	-
-	-	16	-	65	-
-	-	4,269,724	3,584,148	-	-
-	-	-	-	-	-
-	-	-	-	-	-
<u>\$ 13,303</u>	<u>\$ 85,706</u>	<u>\$ 4,270,466</u>	<u>\$3,584,148</u>	<u>\$4,306,009</u>	<u>\$ 82,613</u>
\$ -	\$ -	\$ -	\$ -	\$ -	\$ -
-	-	24,895	20,805	600	170
-	-	-	-	-	-
-	-	-	-	-	-
-	-	-	-	-	-
-	-	4,245,571	3,563,343	-	-
-	-	-	-	-	-
-	-	4,270,466	3,584,148	600	170
-	-	-	-	-	-
-	-	-	-	-	-
-	-	-	-	4,305,409	-
-	-	-	-	-	82,443
-	85,706	-	-	-	-
13,303	-	-	-	-	-
-	-	-	-	-	-
<u>13,303</u>	<u>85,706</u>	<u>-</u>	<u>-</u>	<u>4,305,409</u>	<u>82,443</u>
<u>\$ 13,303</u>	<u>\$ 85,706</u>	<u>\$ 4,270,466</u>	<u>\$3,584,148</u>	<u>\$4,306,009</u>	<u>\$ 82,613</u>

(continued)

LAFAYETTE CITY-PARISH CONSOLIDATED GOVERNMENT
Lafayette, Louisiana

Combining Balance Sheet
Nonmajor Special Revenue Funds (Continued)
October 31, 2020

	University Gateway EDD	Trappey EDD	Northway EDD	Holy Rosary Institute EDD
ASSETS				
Cash and interest-bearing deposits	\$ 61,415	\$ 133	\$ 59,311	\$ 3,892
Investments	-	-	-	-
Accounts receivable, net	46,480	174	35,439	2,492
Loans receivable	-	-	-	-
Allowance for uncollectible loans	-	-	-	-
Accrued interest receivable	-	-	-	-
Due from other funds	-	-	-	-
Due from other governmental agencies	-	-	-	-
Inventories, at cost	-	-	-	-
Prepaid items	-	-	-	-
Total assets	\$ 107,895	\$ 307	\$ 94,750	\$ 6,384
LIABILITIES AND FUND BALANCES				
Liabilities:				
Cash overdraft	\$ -	\$ -	\$ -	\$ -
Accounts payable	219	-	171	11
Accrued salaries and benefits	-	-	-	-
Contracts payable	-	-	-	-
Retainage payable	-	-	-	-
Other payables	-	-	-	-
Due to other funds	-	-	-	-
Unearned revenue	-	-	-	-
Total liabilities	219	-	171	11
Fund balances:				
Nonspendable -				
Inventories	-	-	-	-
Prepaid items	-	-	-	-
Restricted -				
Capital expenditures	-	-	-	-
Operations and maintenance	107,676	307	94,579	6,373
Purpose of grantors and donors	-	-	-	-
Committed -				
Operations and maintenance	-	-	-	-
Unassigned				
Total fund balances	107,676	307	94,579	6,373
Total liabilities and fund balances	\$ 107,895	\$ 307	\$ 94,750	\$ 6,384

Community Development Grants	Federal Transportation and Planning Grants	Other Federal Grants	Other State Grants	Other Grants	Total
\$ -	\$ -	\$ -	\$ -	\$ 11,148	\$ 21,172,191
522,194	-	-	-	55,888	100,527,381
-	-	-	-	2,816	797,983
3,148,978	-	-	-	-	3,148,978
(290,948)	-	-	-	-	(290,948)
2,652	-	-	-	284	495,301
255,496	-	213,563	-	-	2,341,693
359,044	1,575,394	6,254,040	442,940	-	16,963,228
23,575	-	-	-	-	25,953
-	-	-	-	-	247,623
<u>\$ 4,020,991</u>	<u>\$ 1,575,394</u>	<u>\$ 6,467,603</u>	<u>\$ 442,940</u>	<u>\$ 70,136</u>	<u>\$ 145,429,383</u>
\$ 365,337	\$ 1,455,186	\$ 5,239,384	\$ 188,056	\$ -	\$ 7,247,963
154,477	-	653,839	16,818	2,694	3,068,689
24,071	-	28,610	-	-	898,375
9,300	120,208	-	152,500	-	2,894,378
-	-	-	85,566	-	644,297
17,425	-	89	-	-	188,999
255,496	-	174,716	-	-	10,523,872
2,748	-	370,965	-	67,442	600,236
<u>828,854</u>	<u>1,575,394</u>	<u>6,467,603</u>	<u>442,940</u>	<u>70,136</u>	<u>26,066,809</u>
23,575	-	-	-	-	25,953
-	-	-	-	-	247,623
-	-	-	-	-	57,616,290
-	-	-	-	-	58,150,591
3,168,562	-	-	-	-	3,311,192
-	-	-	-	-	13,303
-	-	-	-	-	(2,378)
<u>3,192,137</u>	<u>-</u>	<u>-</u>	<u>-</u>	<u>-</u>	<u>119,362,574</u>
<u>\$ 4,020,991</u>	<u>\$ 1,575,394</u>	<u>\$ 6,467,603</u>	<u>\$ 442,940</u>	<u>\$ 70,136</u>	<u>\$ 145,429,383</u>

LAFAYETTE CITY-PARISH CONSOLIDATED GOVERNMENT
Lafayette, Louisiana

Combining Statement of Revenues, Expenditures, and Changes in Fund Balances
Nonmajor Special Revenue Funds
For the Year Ended October 31, 2020

	<u>Road and Bridge Maintenance</u>	<u>Parishwide Drainage Maintenance</u>	<u>Adult Correctional Facility Maintenance</u>	<u>Courthouse and Jail Maintenance</u>
Revenues:				
Taxes -				
Ad valorem	\$ 9,656,712	\$ 7,734,652	\$ 4,770,483	\$ 5,418,621
Sales and use	-	-	-	-
Licenses and permits	-	-	-	-
Intergovernmental -				
Federal grants	-	-	-	-
State funds:				
Parish transportation funds	1,408,012	-	-	-
State shared revenue	266,080	96,337	126,585	143,548
Other	49,840	-	-	-
Charges for services	-	-	-	-
Fines and forfeits	-	-	-	-
Investment earnings	308,475	177,931	22,414	188,237
Miscellaneous	2,781	50,391	30,417	-
Total revenues	<u>11,691,900</u>	<u>8,059,311</u>	<u>4,949,899</u>	<u>5,750,406</u>
Expenditures:				
Current -				
General government	5,313	10,877	6,060,926	2,559,330
Public safety	-	-	-	-
Public works	7,194,939	6,104,586	-	-
Urban redevelopment and housing	-	-	-	-
Culture and recreation	-	-	-	-
Health and welfare	-	-	-	-
Economic opportunity	-	-	-	-
Economic development and assistance	-	-	-	-
Capital outlay	3,004,795	1,593,028	148,133	3,183
Total expenditures	<u>10,205,047</u>	<u>7,708,491</u>	<u>6,209,059</u>	<u>2,562,513</u>
Excess (deficiency) of revenues over expenditures	<u>1,486,853</u>	<u>350,820</u>	<u>(1,259,160)</u>	<u>3,187,893</u>
Other financing sources (uses):				
Transfers in	2,097,503	3,953	1,259,160	-
Transfers out	(1,531,311)	(341,877)	-	(1,326,709)
Total other financing sources (uses)	<u>566,192</u>	<u>(337,924)</u>	<u>1,259,160</u>	<u>(1,326,709)</u>
Net change in fund balances	2,053,045	12,896	-	1,861,184
Fund balances, beginning	<u>19,191,089</u>	<u>11,523,177</u>	<u>-</u>	<u>11,574,870</u>
Fund balances, ending	<u>\$ 21,244,134</u>	<u>\$ 11,536,073</u>	<u>\$ -</u>	<u>\$ 13,436,054</u>

<u>Juvenile Detention Home Maintenance</u>	<u>Combined Public Health</u>	<u>Health Unit Maintenance</u>	<u>Mosquito Abatement and Control</u>	<u>Storm Water Management</u>	<u>Cultural Economy</u>	<u>Parishwide Street, Drainage, and Bridge</u>
\$ 2,709,449	\$ 5,117,839	\$ -	\$ -	\$ 2,547,341	\$ 578,939	\$ -
-	-	-	-	-	-	-
-	-	-	-	-	-	-
22,952	-	-	-	-	-	-
-	-	-	-	-	-	-
40,852	-	227,125	-	-	-	-
-	-	-	-	35,193	-	-
139,168	-	-	-	-	-	-
-	-	-	-	-	-	-
64,386	9,359	23,155	15,070	129,900	14,986	117,107
200	-	-	-	-	-	-
<u>2,977,007</u>	<u>5,127,198</u>	<u>250,280</u>	<u>15,070</u>	<u>2,712,434</u>	<u>593,925</u>	<u>117,107</u>
893	188,449	4	1,218,026	2,979,257	-	4,908
2,820,733	-	-	-	-	-	-
-	-	-	-	-	-	-
-	-	-	-	-	-	-
-	-	-	-	-	232,861	-
-	-	1,026,989	-	-	-	-
-	-	-	-	-	-	-
-	-	-	-	-	-	-
12,989	-	-	-	19,498	6,704	-
<u>2,834,615</u>	<u>188,449</u>	<u>1,026,993</u>	<u>1,218,026</u>	<u>2,998,755</u>	<u>239,565</u>	<u>4,908</u>
142,392	4,938,749	(776,713)	(1,202,956)	(286,321)	354,360	112,199
2,083	-	1,926,099	1,206,937	-	-	8,000,000
(5,053)	(5,033,625)	-	-	-	(20,000)	-
<u>(2,970)</u>	<u>(5,033,625)</u>	<u>1,926,099</u>	<u>1,206,937</u>	<u>-</u>	<u>(20,000)</u>	<u>8,000,000</u>
139,422	(94,876)	1,149,386	3,981	(286,321)	334,360	8,112,199
4,020,124	795,837	764,256	614,651	9,779,475	833,436	-
<u>\$ 4,159,546</u>	<u>\$ 700,961</u>	<u>\$ 1,913,642</u>	<u>\$ 618,632</u>	<u>\$ 9,493,154</u>	<u>\$ 1,167,796</u>	<u>\$ 8,112,199</u>

(continued)

LAFAYETTE CITY-PARISH CONSOLIDATED GOVERNMENT
Lafayette, Louisiana

Combining Statement of Revenues, Expenditures, and Changes in Fund Balances
Nonmajor Special Revenue Funds (Continued)
For the Year Ended October 31, 2020

	Parishwide Parks & Recreation	Lafayette Parish Public Library	Municipal Transit System	Recreation and Parks
Revenues:				
Taxes -				
Ad valorem	\$ -	\$ 10,999,280	\$ -	\$ 3,058,491
Sales and use	-	-	-	-
Licenses and permits	-	-	-	-
Intergovernmental -				
Federal grants	-	-	398,794	-
State funds:				
Parish transportation funds	-	-	-	-
State shared revenue	-	185,693	279,918	-
Other	-	-	-	-
Charges for services	-	47,680	266,620	211,754
Fines and forfeits	-	11,945	-	-
Investment earnings	29,277	409,688	-	12,353
Miscellaneous	-	84,700	165,782	5,895
Total revenues	<u>29,277</u>	<u>11,738,986</u>	<u>1,111,114</u>	<u>3,288,493</u>
Expenditures:				
Current -				
General government	1,227	-	134,487	-
Public safety	-	-	-	-
Public works	-	-	4,856,248	-
Urban redevelopment and housing	-	-	-	-
Culture and recreation	-	11,836,978	-	5,521,019
Health and welfare	-	-	-	-
Economic opportunity	-	-	-	-
Economic development and assistance	-	-	-	-
Capital outlay	-	398,035	-	-
Total expenditures	<u>1,227</u>	<u>12,235,013</u>	<u>4,990,735</u>	<u>5,521,019</u>
Excess (deficiency) of revenues over expenditures	<u>28,050</u>	<u>(496,027)</u>	<u>(3,879,621)</u>	<u>(2,232,526)</u>
Other financing sources (uses):				
Transfers in	2,000,000	7,614	3,879,621	2,232,526
Transfers out	-	(10,000,000)	-	-
Total other financing sources (uses)	<u>2,000,000</u>	<u>(9,992,386)</u>	<u>3,879,621</u>	<u>2,232,526</u>
Net change in fund balances	2,028,050	(10,488,413)	-	-
Fund balances, beginning	-	41,142,040	-	-
Fund balances, ending	<u>\$ 2,028,050</u>	<u>\$ 30,653,627</u>	<u>\$ -</u>	<u>\$ -</u>

<u>Golf Courses</u>	<u>Lafayette Development and Revitalization</u>	<u>Natural History Museum and Planetarium</u>	<u>Heymann Performing Arts Center</u>	<u>Animal Shelter and Care Center</u>	<u>Parking Program</u>	<u>Codes and Permits</u>
\$ -	\$ -	\$ -	\$ -	\$ -	\$ -	\$ -
-	-	-	-	-	-	-
-	-	-	-	-	-	2,378,320
-	-	-	-	-	-	-
-	-	-	-	-	-	-
-	-	-	-	-	-	-
2,354,005	-	21,714	1,305,037	276,502	364,299	319,134
-	-	-	-	-	133,700	-
434	6,637	-	1,869	121,665	258	-
31,043	-	23	104	2,206	3,960	2,304
<u>2,385,482</u>	<u>6,637</u>	<u>21,737</u>	<u>1,307,010</u>	<u>400,373</u>	<u>502,217</u>	<u>2,699,758</u>
2,558	-	-	-	2,314,053	1,918	4,009,627
-	-	-	-	-	-	-
-	-	-	-	-	703,126	-
-	-	-	-	-	-	-
2,849,928	-	940,137	1,863,061	-	-	-
-	-	-	-	-	-	-
-	-	-	-	-	-	-
-	-	-	-	4,048,894	-	6,137
<u>2,852,486</u>	<u>-</u>	<u>940,137</u>	<u>1,863,061</u>	<u>6,362,947</u>	<u>705,044</u>	<u>4,015,764</u>
<u>(467,004)</u>	<u>6,637</u>	<u>(918,400)</u>	<u>(556,051)</u>	<u>(5,962,574)</u>	<u>(202,827)</u>	<u>(1,316,006)</u>
467,004	500,000	918,400	602,433	2,067,220	202,827	1,316,006
-	(1,000,000)	-	(46,382)	-	-	-
<u>467,004</u>	<u>(500,000)</u>	<u>918,400</u>	<u>556,051</u>	<u>2,067,220</u>	<u>202,827</u>	<u>1,316,006</u>
-	(493,363)	-	-	(3,895,354)	-	-
-	526,386	-	-	9,796,421	-	-
<u>\$ -</u>	<u>\$ 33,023</u>	<u>\$ -</u>	<u>\$ -</u>	<u>\$ 5,901,067</u>	<u>\$ -</u>	<u>\$ -</u>

(continued)

LAFAYETTE CITY-PARISH CONSOLIDATED GOVERNMENT
Lafayette, Louisiana

Combining Statement of Revenues, Expenditures, and Changes in Fund Balances
Nonmajor Special Revenue Funds (Continued)
For the Year Ended October 31, 2020

	Coroner's Expense	War Memorial	Criminal Court	Justice Department Federal Equitable Sharing
Revenues:				
Taxes -				
Ad valorem	\$ -	\$ -	\$ -	\$ -
Sales and use	-	-	-	-
Licenses and permits	-	-	-	-
Intergovernmental -				
Federal grants	-	-	-	-
State funds:				
Parish transportation funds	-	-	-	-
State shared revenue	-	-	-	765
Other	-	-	602,910	-
Charges for services	365,819	-	4,062	-
Fines and forfeits	81,203	-	807,144	-
Investment earnings	127	-	1,173	-
Miscellaneous	6,775	26,670	-	-
Total revenues	453,924	26,670	1,415,289	765
Expenditures:				
Current -				
General government	1,081,251	238,530	1,326,398	-
Public safety	-	-	-	-
Public works	-	-	-	-
Urban redevelopment and housing	-	-	-	-
Culture and recreation	-	-	-	-
Health and welfare	-	-	-	-
Economic opportunity	-	-	-	-
Economic development and assistance	-	-	-	-
Capital outlay	2,894	-	-	16,037
Total expenditures	1,084,145	238,530	1,326,398	16,037
Excess (deficiency) of revenues over expenditures	(630,221)	(211,860)	88,891	(15,272)
Other financing sources (uses):				
Transfers in	630,221	211,860	-	-
Transfers out	-	-	-	-
Total other financing sources (uses)	630,221	211,860	-	-
Net change in fund balances	-	-	88,891	(15,272)
Fund balances, beginning	-	-	330,868	72,196
Fund balances, ending	\$ -	\$ -	\$ 419,759	\$ 56,924

<u>Traffic Safety</u>	<u>Narcotics Seized/ Forfeited Property</u>	<u>1961 Sales Tax Trust</u>	<u>1985 Sales Tax Trust</u>	<u>TIF Sales Tax Trusts</u>	<u>Downtown Lafayette EDD</u>
\$ -	\$ -	\$ -	\$ -	\$ -	\$ -
-	-	318,624	264,260	1,040,442	82,844
-	-	-	-	-	-
-	-	-	-	-	-
-	-	-	-	-	-
-	19,511	-	-	-	-
-	-	-	-	-	-
1,918	-	-	-	-	-
128	977	20,525	16,829	26,053	16
-	-	-	-	-	-
<u>2,046</u>	<u>20,488</u>	<u>339,149</u>	<u>281,089</u>	<u>1,066,495</u>	<u>82,860</u>
-	-	339,149	281,089	1,348,288	417
-	-	-	-	-	-
-	-	-	-	-	-
-	-	-	-	-	-
-	-	-	-	-	-
-	-	-	-	-	-
-	-	-	-	-	-
-	-	339,149	281,089	1,348,288	417
<u>2,046</u>	<u>20,488</u>	-	-	<u>(281,793)</u>	<u>82,443</u>
-	-	228,134	188,864	-	-
-	-	(228,134)	(188,864)	-	-
-	-	-	-	-	-
2,046	20,488	-	-	(281,793)	82,443
11,257	65,218	-	-	4,587,202	-
<u>\$ 13,303</u>	<u>\$ 85,706</u>	<u>\$ -</u>	<u>\$ -</u>	<u>\$ 4,305,409</u>	<u>\$ 82,443</u>

(continued)

LAFAYETTE CITY-PARISH CONSOLIDATED GOVERNMENT
Lafayette, Louisiana

Combining Statement of Revenues, Expenditures, and Changes in Fund Balances
Nonmajor Special Revenue Funds (Continued)
For the Year Ended October 31, 2020

	University Gateway EDD	Trappey EDD	Northway EDD	Holy Rosary Institute EDD
Revenues:				
Taxes -				
Ad valorem	\$ -	\$ -	\$ -	\$ -
Sales and use	108,176	307	95,032	6,405
Licenses and permits	-	-	-	-
Intergovernmental -				
Federal grants	-	-	-	-
State funds:				
Parish transportation funds	-	-	-	-
State shared revenue	-	-	-	-
Other	-	-	-	-
Charges for services	-	-	-	-
Fines and forfeits	-	-	-	-
Investment earnings	21	-	20	1
Miscellaneous	-	-	-	-
Total revenues	<u>108,197</u>	<u>307</u>	<u>95,052</u>	<u>6,406</u>
Expenditures:				
Current -				
General government	521	-	473	33
Public safety	-	-	-	-
Public works	-	-	-	-
Urban redevelopment and housing	-	-	-	-
Culture and recreation	-	-	-	-
Health and welfare	-	-	-	-
Economic opportunity	-	-	-	-
Economic development and assistance	-	-	-	-
Capital outlay	-	-	-	-
Total expenditures	<u>521</u>	<u>-</u>	<u>473</u>	<u>33</u>
Excess (deficiency) of revenues over expenditures	<u>107,676</u>	<u>307</u>	<u>94,579</u>	<u>6,373</u>
Other financing sources (uses):				
Transfers in	-	-	-	-
Transfers out	-	-	-	-
Total other financing sources (uses)	<u>-</u>	<u>-</u>	<u>-</u>	<u>-</u>
Net change in fund balances	107,676	307	94,579	6,373
Fund balances, beginning	-	-	-	-
Fund balances, ending	<u>\$ 107,676</u>	<u>\$ 307</u>	<u>\$ 94,579</u>	<u>\$ 6,373</u>

<u>Community Development Grants</u>	<u>Federal Transportation and Planning Grants</u>	<u>Other Federal Grants</u>	<u>Other State Grants</u>	<u>Other Grants</u>	<u>Total</u>
\$ -	\$ -	\$ -	\$ -	\$ -	\$ 52,591,807
-	-	-	-	-	1,916,090
-	-	-	-	-	2,378,320
1,754,227	7,267,889	19,298,148	1,439	-	28,743,449
-	-	-	-	-	1,408,012
-	-	-	-	-	1,366,903
-	-	70,565	1,888,577	-	2,666,596
-	-	-	-	-	5,675,794
-	-	-	-	-	1,035,910
60,982	-	-	-	-	1,780,053
28,941	-	-	-	48,554	490,746
<u>1,844,150</u>	<u>7,267,889</u>	<u>19,368,713</u>	<u>1,890,016</u>	<u>48,554</u>	<u>100,053,680</u>
-	-	454,296	-	28,836	24,591,134
-	-	1,665,893	-	-	4,486,626
-	3,047,460	1,286,866	1,780,341	33,932	25,007,498
1,371,624	-	-	115,043	-	1,486,667
-	-	19,494	-	-	23,263,478
-	-	-	-	-	1,026,989
282,102	-	-	-	-	282,102
558,353	-	12,987	-	-	571,340
-	1,475,015	116,902	-	-	10,852,244
<u>2,212,079</u>	<u>4,522,475</u>	<u>3,556,438</u>	<u>1,895,384</u>	<u>62,768</u>	<u>91,568,078</u>
<u>(367,929)</u>	<u>2,745,414</u>	<u>15,812,275</u>	<u>(5,368)</u>	<u>(14,214)</u>	<u>8,485,602</u>
1,310,207	879,239	1,120,911	5,368	14,214	33,278,404
<u>(1,310,207)</u>	<u>(3,624,653)</u>	<u>(16,933,186)</u>	<u>-</u>	<u>-</u>	<u>(41,590,001)</u>
-	<u>(2,745,414)</u>	<u>(15,812,275)</u>	<u>5,368</u>	<u>14,214</u>	<u>(8,311,597)</u>
(367,929)	-	-	-	-	174,005
<u>3,560,066</u>	-	-	-	-	<u>119,188,569</u>
<u>\$ 3,192,137</u>	<u>\$ -</u>	<u>\$ -</u>	<u>\$ -</u>	<u>\$ -</u>	<u>\$ 119,362,574</u>

LAFAYETTE CITY-PARISH CONSOLIDATED GOVERNMENT
Lafayette, Louisiana
Nonmajor Special Revenue Fund
Road and Bridge Maintenance

Schedule of Revenues, Expenditures, and Changes in Fund Balance - Budget (GAAP Basis) and Actual
For the Year Ended October 31, 2020

	Original Budget	Final Budget	Actual	Variance with Final Budget Positive (Negative)
Revenues:				
Taxes -				
Ad valorem	\$ 9,438,282	\$ 9,634,207	\$ 9,656,712	\$ 22,505
Intergovernmental -				
State funds:				
Parish transportation funds	1,600,000	1,600,000	1,408,012	(191,988)
State shared revenue	274,971	274,971	266,080	(8,891)
Other	77,064	249,787	49,840	(199,947)
Investment earnings	75,000	75,000	308,475	233,475
Miscellaneous	-	-	2,781	2,781
Total revenues	<u>11,465,317</u>	<u>11,833,965</u>	<u>11,691,900</u>	<u>(142,065)</u>
Expenditures:				
Current -				
General government:				
Professional and technical services	2,131	2,131	2,131	-
Property services	<u>3,173</u>	<u>4,731</u>	<u>3,182</u>	<u>1,549</u>
	<u>5,304</u>	<u>6,862</u>	<u>5,313</u>	<u>1,549</u>
Public works:				
Personnel services	5,130,851	4,646,510	4,062,999	583,511
Professional and technical services	1,237,755	1,335,120	1,091,045	244,075
Property services	317,200	324,002	229,806	94,196
Other services	939,416	923,272	680,343	242,929
Supplies	69,950	65,550	57,372	8,178
Other	<u>906,606</u>	<u>1,073,503</u>	<u>1,073,374</u>	<u>129</u>
	<u>8,601,778</u>	<u>8,367,957</u>	<u>7,194,939</u>	<u>1,173,018</u>
Capital outlay	<u>7,785,692</u>	<u>3,487,580</u>	<u>3,004,795</u>	<u>482,785</u>
Total expenditures	<u>16,392,774</u>	<u>11,862,399</u>	<u>10,205,047</u>	<u>1,657,352</u>
Excess (deficiency) of revenues over expenditures	<u>(4,927,457)</u>	<u>(28,434)</u>	<u>1,486,853</u>	<u>1,515,287</u>
Other financing sources (uses):				
Transfers in	2,014,795	2,014,795	2,097,503	82,708
Transfers out	<u>(869,044)</u>	<u>(2,004,820)</u>	<u>(1,531,311)</u>	<u>473,509</u>
Total other financing sources (uses)	<u>1,145,751</u>	<u>9,975</u>	<u>566,192</u>	<u>556,217</u>
Net change in fund balance	(3,781,706)	(18,459)	2,053,045	2,071,504
Fund balance, beginning	<u>19,191,089</u>	<u>19,191,089</u>	<u>19,191,089</u>	<u>-</u>
Fund balance, ending	<u>\$ 15,409,383</u>	<u>\$ 19,172,630</u>	<u>\$ 21,244,134</u>	<u>\$ 2,071,504</u>

LAFAYETTE CITY-PARISH CONSOLIDATED GOVERNMENT
Lafayette, Louisiana
Nonmajor Special Revenue Fund
Parishwide Drainage Maintenance

Schedule of Revenues, Expenditures, and Changes in Fund Balance - Budget (GAAP Basis) and Actual
For the Year Ended October 31, 2020

	Original Budget	Final Budget	Actual	Variance with Final Budget Positive (Negative)
Revenues:				
Taxes -				
Ad valorem	\$ 7,557,932	\$ 7,713,932	\$ 7,734,652	\$ 20,720
Intergovernmental -				
State funds:				
State shared revenue	99,555	99,555	96,337	(3,218)
Investment earnings	200,000	200,000	177,931	(22,069)
Miscellaneous	-	10,000	50,391	40,391
Total revenues	<u>7,857,487</u>	<u>8,023,487</u>	<u>8,059,311</u>	<u>35,824</u>
Expenditures:				
Current -				
General government:				
Purchased property services	2,542	3,790	10,877	(7,087)
Public works:				
Personnel services	3,937,453	4,014,616	3,391,171	623,445
Professional and technical services	973,000	970,500	769,437	201,063
Property services	1,520,200	1,528,200	698,871	829,329
Other services	868,461	870,211	577,923	292,288
Supplies	246,000	238,000	202,137	35,863
Other	498,131	466,355	465,047	1,308
	<u>8,043,245</u>	<u>8,087,882</u>	<u>6,104,586</u>	<u>1,983,296</u>
Capital outlay	1,197,000	1,774,874	1,593,028	181,846
Total expenditures	<u>9,242,787</u>	<u>9,866,546</u>	<u>7,708,491</u>	<u>2,158,055</u>
Excess (deficiency) of revenues over expenditures	<u>(1,385,300)</u>	<u>(1,843,059)</u>	<u>350,820</u>	<u>2,193,879</u>
Other financing sources (uses)				
Transfers in	-	693	3,953	(3,260)
Transfers out	(341,877)	(341,877)	(341,877)	-
Total other financing sources (uses)	<u>(341,877)</u>	<u>(341,184)</u>	<u>(337,924)</u>	<u>(3,260)</u>
Net change in fund balance	(1,727,177)	(2,184,243)	12,896	2,190,619
Fund balance, beginning	<u>11,523,177</u>	<u>11,523,177</u>	<u>11,523,177</u>	<u>-</u>
Fund balance, ending	<u>\$ 9,796,000</u>	<u>\$ 9,338,934</u>	<u>\$ 11,536,073</u>	<u>\$ 2,190,619</u>

LAFAYETTE CITY-PARISH CONSOLIDATED GOVERNMENT
Lafayette, Louisiana
Nonmajor Special Revenue Fund
Adult Correctional Facility Maintenance

Schedule of Revenues, Expenditures, and Changes in Fund Balance - Budget (GAAP Basis) and Actual
For the Year Ended October 31, 2020

	Original Budget	Final Budget	Actual	Variance with Final Budget Positive (Negative)
Revenues:				
Taxes -				
Ad valorem	\$ 4,299,417	\$ 4,299,417	\$ 4,770,483	\$ 471,066
Intergovernmental -				
State funds:				
State shared revenue	120,405	120,405	126,585	6,180
Investment earnings	21,200	21,200	22,414	1,214
Miscellaneous	30,000	30,000	30,417	417
Total revenues	<u>4,471,022</u>	<u>4,471,022</u>	<u>4,949,899</u>	<u>478,877</u>
Expenditures:				
Current -				
General government:				
Personnel services	156,175	174,093	174,092	1
Professional and technical services	3,499,000	4,568,794	4,176,423	392,371
Property services	1,204,588	933,619	896,450	37,169
Other services	115,821	115,851	115,851	-
Supplies	248,000	218,000	189,276	28,724
Other	527,000	513,899	508,834	5,065
	<u>5,750,584</u>	<u>6,524,256</u>	<u>6,060,926</u>	<u>463,330</u>
Capital outlay	1,080,785	4,344,494	148,133	4,196,361
Total expenditures	<u>6,831,369</u>	<u>10,868,750</u>	<u>6,209,059</u>	<u>4,659,691</u>
Deficiency of revenues over expenditures	(2,360,347)	(6,397,728)	(1,259,160)	5,138,568
Other financing sources:				
Transfers in	<u>2,360,347</u>	<u>6,397,728</u>	<u>1,259,160</u>	<u>(5,138,568)</u>
Net change in fund balance	-	-	-	-
Fund balance, beginning	-	-	-	-
Fund balance, ending	<u>\$ -</u>	<u>\$ -</u>	<u>\$ -</u>	<u>\$ -</u>

LAFAYETTE CITY-PARISH CONSOLIDATED GOVERNMENT
Lafayette, Louisiana
Nonmajor Special Revenue Fund
Courthouse and Jail Maintenance

Schedule of Revenues, Expenditures, and Changes in Fund Balance - Budget (GAAP Basis) and Actual
For the Year Ended October 31, 2020

	Original Budget	Final Budget	Actual	Variance with Final Budget Positive (Negative)
Revenues:				
Taxes -				
Ad valorem	\$ 5,294,995	\$ 5,404,683	\$ 5,418,621	\$ 13,938
Intergovernmental -				
State funds:				
State shared revenue	148,344	148,344	143,548	(4,796)
Investment earnings	150,000	150,000	188,237	38,237
Total revenues	<u>5,593,339</u>	<u>5,703,027</u>	<u>5,750,406</u>	<u>47,379</u>
Expenditures:				
Current -				
General government:				
Personnel services	192,341	197,756	197,755	1
Professional and technical services	349,418	349,418	340,337	9,081
Property services	1,260,771	1,261,642	1,047,514	214,128
Other services	114,455	114,455	110,009	4,446
Supplies	1,000	1,000	730	270
Other	-	865,000	862,985	2,015
	<u>1,917,985</u>	<u>2,789,271</u>	<u>2,559,330</u>	<u>229,941</u>
Capital outlay	<u>1,545,000</u>	<u>224,406</u>	<u>3,183</u>	<u>221,223</u>
Total expenditures	<u>3,462,985</u>	<u>3,013,677</u>	<u>2,562,513</u>	<u>451,164</u>
Excess of revenues over expenditures	2,130,354	2,689,350	3,187,893	498,543
Other financing uses:				
Transfers out	<u>(2,435,875)</u>	<u>(6,473,257)</u>	<u>(1,326,709)</u>	<u>5,146,548</u>
Net change in fund balance	(305,521)	(3,783,907)	1,861,184	5,645,091
Fund balance, beginning	<u>11,574,870</u>	<u>11,574,870</u>	<u>11,574,870</u>	<u>-</u>
Fund balance, ending	<u>\$ 11,269,349</u>	<u>\$ 7,790,963</u>	<u>\$ 13,436,054</u>	<u>\$ 5,645,091</u>

LAFAYETTE CITY-PARISH CONSOLIDATED GOVERNMENT
Lafayette, Louisiana
Nonmajor Special Revenue Fund
Juvenile Detention Home Maintenance

Schedule of Revenues, Expenditures, and Changes in Fund Balance - Budget (GAAP Basis) and Actual
For the Year Ended October 31, 2020

	Original Budget	Final Budget	Actual	Variance with Final Budget Positive (Negative)
Revenues:				
Taxes -				
Ad valorem	\$ 2,647,575	\$ 2,703,243	\$ 2,709,449	\$ 6,206
Intergovernmental -				
Federal grants	35,600	35,600	22,952	(12,648)
State funds:				
State shared revenue	42,216	40,852	40,852	-
Charges for services	420,000	153,279	139,168	(14,111)
Investment earnings	89,000	76,654	64,386	(12,268)
Miscellaneous	-	-	200	200
Total revenues	<u>3,234,391</u>	<u>3,009,628</u>	<u>2,977,007</u>	<u>(32,621)</u>
Expenditures:				
Current -				
General government:				
Purchased property services	891	1,336	893	443
Other	416	416	-	416
	<u>1,307</u>	<u>1,752</u>	<u>893</u>	<u>859</u>
Public safety:				
Personnel services	1,896,134	1,987,732	1,986,003	1,729
Purchased professional and technical services	422,540	697,082	543,076	154,006
Purchased property services	87,913	91,113	80,996	10,117
Other services	39,136	39,136	34,027	5,109
Supplies	111,197	113,697	91,638	22,059
Other	329,909	599,749	84,993	514,756
	<u>2,886,829</u>	<u>3,528,509</u>	<u>2,820,733</u>	<u>707,776</u>
Capital outlay	38,000	448,289	12,989	435,300
Total expenditures	<u>2,926,136</u>	<u>3,978,550</u>	<u>2,834,615</u>	<u>1,143,935</u>
Excess (deficiency) of revenues over expenditures	<u>308,255</u>	<u>(968,922)</u>	<u>142,392</u>	<u>1,111,314</u>
Other financing sources (uses):				
Transfers in	-	638	2,083	1,445
Transfers out	-	(2,900)	(5,053)	(2,153)
Total other financing sources (uses)	<u>-</u>	<u>(2,262)</u>	<u>(2,970)</u>	<u>(708)</u>
Net change in fund balance	308,255	(971,184)	139,422	1,110,606
Fund balance, beginning	<u>4,020,124</u>	<u>4,020,124</u>	<u>4,020,124</u>	<u>-</u>
Fund balance, ending	<u>\$ 4,328,379</u>	<u>\$ 3,048,940</u>	<u>\$ 4,159,546</u>	<u>\$ 1,110,606</u>

LAFAYETTE CITY-PARISH CONSOLIDATED GOVERNMENT
Lafayette, Louisiana
Nonmajor Special Revenue Fund
Combined Public Health

Schedule of Revenues, Expenditures, and Changes in Fund Balance - Budget (GAAP Basis) and Actual
For the Year Ended October 31, 2020

	<u>Original Budget</u>	<u>Final Budget</u>	<u>Actual</u>	<u>Variance with Final Budget Positive (Negative)</u>
Revenues:				
Taxes -				
Ad valorem	\$ 5,046,191	\$ 5,110,919	\$ 5,117,839	\$ 6,920
Investment earnings	32,000	32,000	9,359	(22,641)
Total revenues	<u>5,078,191</u>	<u>5,142,919</u>	<u>5,127,198</u>	<u>(15,721)</u>
Expenditures				
Current -				
General government:				
Personnel services	183,079	186,773	186,773	-
Property services	1,682	1,682	1,676	6
Total expenditures	<u>184,761</u>	<u>188,455</u>	<u>188,449</u>	<u>6</u>
Excess of revenues over expenditures	4,893,430	4,954,464	4,938,749	(15,715)
Other financing uses:				
Transfers out	<u>(4,519,098)</u>	<u>(5,033,625)</u>	<u>(5,033,625)</u>	<u>-</u>
Net change in fund balance	374,332	(79,161)	(94,876)	(15,715)
Fund balance, beginning	<u>795,837</u>	<u>795,837</u>	<u>795,837</u>	<u>-</u>
Fund balance, ending	<u>\$ 1,170,169</u>	<u>\$ 716,676</u>	<u>\$ 700,961</u>	<u>\$ (15,715)</u>

LAFAYETTE CITY-PARISH CONSOLIDATED GOVERNMENT
Lafayette, Louisiana
Nonmajor Special Revenue Fund
Health Unit Maintenance

Schedule of Revenues, Expenditures, and Changes in Fund Balance - Budget (GAAP Basis) and Actual
For the Year Ended October 31, 2020

	Original Budget	Final Budget	Actual	Variance with Final Budget Positive (Negative)
Revenues:				
Intergovernmental -				
State funds:				
State shared revenue	\$ -	\$ -	\$ 227,125	\$ 227,125
Investment earnings	<u>22,000</u>	<u>22,000</u>	<u>23,155</u>	<u>1,155</u>
Total revenues	<u>22,000</u>	<u>22,000</u>	<u>250,280</u>	<u>228,280</u>
Expenditures:				
Current -				
General government:				
Property services	<u>-</u>	<u>354</u>	<u>4</u>	<u>350</u>
Health and welfare:				
Personnel services	561,322	585,503	556,856	28,647
Professional and technical services	120,301	374,224	107,799	266,425
Property services	337,500	337,500	337,500	-
Other services	9,612	9,612	9,612	-
Other	<u>-</u>	<u>250,000</u>	<u>15,222</u>	<u>234,778</u>
	<u>1,028,735</u>	<u>1,556,839</u>	<u>1,026,989</u>	<u>529,850</u>
Total expenditures	<u>1,028,735</u>	<u>1,557,193</u>	<u>1,026,993</u>	<u>530,200</u>
Deficiency of revenues over expenditures	(1,006,735)	(1,535,193)	(776,713)	758,480
Other financing sources:				
Transfers in	<u>1,262,201</u>	<u>1,899,368</u>	<u>1,926,099</u>	<u>26,731</u>
Net change in fund balance	255,466	364,175	1,149,386	785,211
Fund balance, beginning	<u>764,256</u>	<u>764,256</u>	<u>764,256</u>	<u>-</u>
Fund balance, ending	<u>\$1,019,722</u>	<u>\$1,128,431</u>	<u>\$ 1,913,642</u>	<u>\$ 785,211</u>

LAFAYETTE CITY-PARISH CONSOLIDATED GOVERNMENT
Lafayette, Louisiana
Nonmajor Special Revenue Fund
Mosquito Abatement and Control

Schedule of Revenues, Expenditures, and Changes in Fund Balance - Budget (GAAP Basis) and Actual
For the Year Ended October 31, 2020

	<u>Original Budget</u>	<u>Final Budget</u>	<u>Actual</u>	<u>Variance with Final Budget Positive (Negative)</u>
Revenues:				
Investment earnings	\$ 34,000	\$ 15,640	\$ 15,070	\$ (570)
Expenditures:				
Current -				
General government:				
Professional and technical services	1,222,664	1,217,997	1,217,997	-
Other services	<u>5,522</u>	<u>4,580</u>	<u>29</u>	<u>4,551</u>
	1,228,186	1,222,577	1,218,026	4,551
Capital outlay	<u>-</u>	<u>-</u>	<u>-</u>	<u>-</u>
Total expenditures	<u>1,228,186</u>	<u>1,222,577</u>	<u>1,218,026</u>	<u>4,551</u>
Deficiency of revenues over expenditures	(1,194,186)	(1,206,937)	(1,202,956)	3,981
Other financing sources:				
Transfers in	<u>1,192,410</u>	<u>1,206,937</u>	<u>1,206,937</u>	<u>-</u>
Net change in fund balance	(1,776)	-	3,981	3,981
Fund balance, beginning	<u>614,651</u>	<u>614,651</u>	<u>614,651</u>	<u>-</u>
Fund balance, ending	<u>\$ 612,875</u>	<u>\$ 614,651</u>	<u>\$ 618,632</u>	<u>\$ 3,981</u>

LAFAYETTE CITY-PARISH CONSOLIDATED GOVERNMENT
Lafayette, Louisiana
Nonmajor Special Revenue Fund
Storm Water Management

Schedule of Revenues, Expenditures, and Changes in Fund Balance - Budget (GAAP Basis) and Actual
For the Year Ended October 31, 2020

	<u>Original Budget</u>	<u>Final Budget</u>	<u>Actual</u>	<u>Variance with Final Budget Positive (Negative)</u>
Revenues:				
Taxes -				
Ad valorem	\$ 2,454,556	\$ 2,535,659	\$ 2,547,341	\$ 11,682
Other	-	35,193	35,193	-
Investment earnings	<u>130,000</u>	<u>130,000</u>	<u>129,900</u>	<u>(100)</u>
Total Revenues	<u>2,584,556</u>	<u>2,700,852</u>	<u>2,712,434</u>	<u>11,582</u>
Expenditures:				
Current -				
Public works:				
Personnel services	109,346	757,367	547,777	209,590
Professional and technical services	3,447,818	562,102	399	561,703
Property services	-	2,542,915	2,423,181	119,734
Other services	837	18,864	4,643	14,221
Supplies	-	4,050	2,822	1,228
Other	-	620	435	185
	<u>3,558,001</u>	<u>3,885,918</u>	<u>2,979,257</u>	<u>905,248</u>
Capital outlay	-	<u>35,000</u>	<u>19,498</u>	<u>15,502</u>
Total expenditures	<u>3,558,001</u>	<u>3,920,918</u>	<u>2,998,755</u>	<u>920,750</u>
Net change in fund balance	(973,445)	(1,220,066)	(286,321)	932,332
Fund balance, beginning	<u>9,779,475</u>	<u>9,779,475</u>	<u>9,779,475</u>	<u>-</u>
Fund balance, ending	<u>\$ 8,806,030</u>	<u>\$ 8,559,409</u>	<u>\$ 9,493,154</u>	<u>\$ 932,332</u>

LAFAYETTE CITY-PARISH CONSOLIDATED GOVERNMENT
Lafayette, Louisiana
Nonmajor Special Revenue Fund
Cultural Economy

Schedule of Revenues, Expenditures, and Changes in Fund Balance - Budget (GAAP Basis) and Actual
For the Year Ended October 31, 2020

	<u>Original Budget</u>	<u>Final Budget</u>	<u>Actual</u>	<u>Variance with Final Budget Positive (Negative)</u>
Revenues:				
Taxes -				
Ad valorem	\$ 557,854	\$ 576,285	\$ 578,939	\$ 2,654
Investment earnings	10,300	10,300	14,986	4,686
Total Revenues	<u>568,154</u>	<u>586,585</u>	<u>593,925</u>	<u>7,340</u>
Expenditures:				
Current -				
Culture and recreation:				
Other purchased services	269,007	268,421	167,253	101,168
Supplies	249,964	551,107	63,437	487,670
Other	23,100	23,100	2,171	20,929
	<u>542,071</u>	<u>842,628</u>	<u>232,861</u>	<u>609,767</u>
Capital outlay	-	150,000	6,704	143,296
Total expenditures	<u>542,071</u>	<u>992,628</u>	<u>239,565</u>	<u>753,063</u>
Excess (deficiency) of revenues over expenditures	26,083	(406,043)	354,360	760,403
Other financing uses:				
Transfers out	-	(20,000)	(20,000)	-
Net change in fund balance	-26,083	(426,043)	334,360	760,403
Fund balance, beginning	<u>833,436</u>	<u>833,436</u>	<u>833,436</u>	<u>-</u>
Fund balance, ending	<u>\$ 859,519</u>	<u>\$ 407,393</u>	<u>\$ 1,167,796</u>	<u>\$ 760,403</u>

LAFAYETTE CITY-PARISH CONSOLIDATED GOVERNMENT
Lafayette, Louisiana
Nonmajor Special Revenue Fund
Parishwide Street, Drainage, and Bridge

Schedule of Revenues, Expenditures, and Changes in Fund Balance - Budget (GAAP Basis) and Actual
For the Year Ended October 31, 2020

	Original Budget	Final Budget	Actual	Variance with Final Budget Positive (Negative)
Revenues:				
Investment earnings	\$ -	\$ 98,110	\$ 117,107	\$ 18,997
Expenditures:				
Current -				
General Government				
Other	-	4,908	4,908	-
Excess of revenues over expenditures	-	93,202	112,199	18,997
Other financing sources:				
Transfers in	-	8,000,000	8,000,000	-
Net change in fund balance	-	8,093,202	8,112,199	18,997
Fund balance, beginning	-	-	-	-
Fund balance, ending	\$ -	\$ 8,093,202	\$ 8,112,199	\$ 18,997

LAFAYETTE CITY-PARISH CONSOLIDATED GOVERNMENT
Lafayette, Louisiana
Nonmajor Special Revenue Fund
Parishwide Parks and Recreation

Schedule of Revenues, Expenditures, and Changes in Fund Balance - Budget (GAAP Basis) and Actual
For the Year Ended October 31, 2020

	Original Budget	Final Budget	Actual	Variance with Final Budget Positive (Negative)
Revenues:				
Investment earnings	\$ -	\$ 24,527	\$ 29,277	\$ 4,750
Expenditures:				
Current -				
General Government				
Other	-	1,227	1,227	-
Excess of revenues over expenditures	-	23,300	28,050	4,750
Other financing sources:				
Transfers in	-	2,000,000	2,000,000	-
Net change in fund balance	-	2,023,300	2,028,050	4,750
Fund balance, beginning	-	-	-	-
Fund balance, ending	<u>\$ -</u>	<u>\$ 2,023,300</u>	<u>\$ 2,028,050</u>	<u>\$ 4,750</u>

LAFAYETTE CITY-PARISH CONSOLIDATED GOVERNMENT
Lafayette, Louisiana
Nonmajor Special Revenue Fund
Lafayette Parish Public Library

Schedule of Revenues, Expenditures, and Changes in Fund Balance - Budget (GAAP Basis) and Actual
For the Year Ended October 31, 2020

	Original Budget	Final Budget	Actual	Variance with Final Budget Positive (Negative)
Revenues:				
Taxes -				
Ad valorem	\$ 10,154,904	\$ 10,976,936	\$ 10,999,280	\$ 22,344
Intergovernmental -				
State funds:				
State shared revenue	270,822	270,822	185,693	(85,129)
Charges for services	61,300	61,300	47,680	(13,620)
Fines and forfeits	26,700	26,700	11,945	(14,755)
Investment earnings	500,000	500,000	409,688	(90,312)
Miscellaneous	78,650	89,750	84,700	(5,050)
Total revenues	<u>11,092,376</u>	<u>11,925,508</u>	<u>11,738,986</u>	<u>(186,522)</u>
Expenditures:				
Current -				
Culture and recreation:				
Personnel services	7,874,802	8,161,914	7,763,436	398,478
Professional and technical services	1,250,990	1,270,051	1,150,265	119,786
Property services	1,361,160	1,345,960	1,131,962	213,998
Other services	736,831	789,131	733,792	55,339
Supplies	1,014,550	1,030,955	856,698	174,257
Other	297,978	209,950	200,825	9,125
	<u>12,536,311</u>	<u>12,807,961</u>	<u>11,836,978</u>	<u>970,983</u>
Capital outlay	-	901,624	398,035	503,589
Total expenditures	<u>12,536,311</u>	<u>13,709,585</u>	<u>12,235,013</u>	<u>1,474,572</u>
Deficiency of revenues over expenditures	<u>(1,443,935)</u>	<u>(1,784,077)</u>	<u>(496,027)</u>	<u>1,288,050</u>
Other financing sources (uses):				
Transfers in	-	1,560	7,614	6,054
Transfers out	-	(10,000,000)	(10,000,000)	-
Total other financing sources (uses)	<u>-</u>	<u>(9,998,440)</u>	<u>(9,992,386)</u>	<u>6,054</u>
Net change in fund balance	(1,443,935)	(11,782,517)	(10,488,413)	1,294,104
Fund balance, beginning	<u>41,142,040</u>	<u>41,142,040</u>	<u>41,142,040</u>	<u>-</u>
Fund balance, ending	<u>\$ 39,698,105</u>	<u>\$ 29,359,523</u>	<u>\$ 30,653,627</u>	<u>\$ 1,294,104</u>

LAFAYETTE CITY-PARISH CONSOLIDATED GOVERNMENT
Lafayette, Louisiana
Nonmajor Special Revenue Fund
Municipal Transit System

Schedule of Revenues, Expenditures, and Changes in Fund Balance - Budget (GAAP Basis) and Actual
For the Year Ended October 31, 2020

	Original Budget	Final Budget	Actual	Variance with Final Budget Positive (Negative)
Revenues:				
Intergovernmental -				
Federal grants	\$ 1,400,000	\$ 398,978	\$ 398,794	\$ (184)
State funds:				
State shared revenue	310,735	310,735	279,918	(30,817)
Charges for services	363,375	363,375	266,620	(96,755)
Investment earnings	1,805	1,805	-	(1,805)
Miscellaneous	133,019	131,579	165,782	34,203
Total revenues	<u>2,208,934</u>	<u>1,206,472</u>	<u>1,111,114</u>	<u>(95,358)</u>
Expenditures:				
Current -				
General government:				
Professional and technical services	5,541	14,741	14,741	-
Property services	158,376	158,376	117,772	40,604
Other services	2,160	2,160	1,974	186
Supplies	432	432	-	432
	<u>166,509</u>	<u>175,709</u>	<u>134,487</u>	<u>41,222</u>
Public works:				
Personnel services	2,085,477	2,061,782	2,012,310	49,472
Professional and technical services	416,104	414,066	409,029	5,037
Property services	74,137	70,237	52,004	18,233
Other services	1,909,430	2,074,596	2,031,977	42,619
Supplies	15,552	15,552	10,423	5,129
Other	379,567	341,194	340,505	689
	<u>4,880,267</u>	<u>4,977,427</u>	<u>4,856,248</u>	<u>121,179</u>
Total expenditures	<u>5,046,776</u>	<u>5,153,136</u>	<u>4,990,735</u>	<u>162,401</u>
Deficiency of revenues over expenditures	(2,837,842)	(3,946,664)	(3,879,621)	67,043
Other financing sources:				
Transfers in	<u>2,837,842</u>	<u>3,946,664</u>	<u>3,879,621</u>	<u>(67,043)</u>
Net change in fund balance	-	-	-	-
Fund balance, beginning	-	-	-	-
Fund balance, ending	<u>\$ -</u>	<u>\$ -</u>	<u>\$ -</u>	<u>\$ -</u>

LAFAYETTE CITY-PARISH CONSOLIDATED GOVERNMENT
Lafayette, Louisiana
Nonmajor Special Revenue Fund
Recreation and Parks

Schedule of Revenues, Expenditures, and Changes in Fund Balance - Budget (GAAP Basis) and Actual
For the Year Ended October 31, 2020

	Original Budget	Final Budget	Actual	Variance with Final Budget Positive (Negative)
Revenues:				
Taxes -				
Ad valorem	\$ 2,778,768	\$ 3,052,062	\$ 3,058,491	\$ 6,429
Charges for services	469,863	216,948	211,754	(5,194)
Investment earnings	12,000	12,353	12,353	-
Miscellaneous	6,300	7,503	5,895	(1,608)
Total revenues	<u>3,266,931</u>	<u>3,288,866</u>	<u>3,288,493</u>	<u>(373)</u>
Expenditures:				
Current -				
Culture and recreation:				
Personnel services	4,521,872	4,631,996	3,820,551	811,445
Professional and technical services	12,619	12,849	5,960	6,889
Property services	1,008,151	970,637	762,328	208,309
Other services	955,114	991,150	729,970	261,180
Supplies	149,581	155,899	94,506	61,393
Other	366,172	142,868	107,704	35,164
Total expenditures	<u>7,013,509</u>	<u>6,905,399</u>	<u>5,521,019</u>	<u>1,384,380</u>
Deficiency of revenues over expenditures	(3,746,578)	(3,616,533)	(2,232,526)	1,384,007
Other financing sources:				
Transfers in	<u>3,746,578</u>	<u>3,616,533</u>	<u>2,232,526</u>	<u>(1,384,007)</u>
Net change in fund balance	-	-	-	-
Fund balance, beginning	-	-	-	-
Fund balance, ending	<u>\$ -</u>	<u>\$ -</u>	<u>\$ -</u>	<u>\$ -</u>

LAFAYETTE CITY-PARISH CONSOLIDATED GOVERNMENT
Lafayette, Louisiana
Nonmajor Special Revenue Fund
Golf Courses

Schedule of Revenues, Expenditures, and Changes in Fund Balance - Budget (GAAP Basis) and Actual
For the Year Ended October 31, 2020

	Original Budget	Final Budget	Actual	Variance with Final Budget Positive (Negative)
Revenues:				
Charges for services	\$ 2,288,600	\$ 2,110,017	\$ 2,354,005	\$ 243,988
Investment earnings	600	134	434	300
Miscellaneous	20,000	25,283	31,043	5,760
Total revenues	2,309,200	2,135,434	2,385,482	250,048
Expenditures:				
Current -				
General government:				
Professional and technical services	2,558	2,558	2,558	-
Culture and recreation:				
Personnel services	1,769,874	1,787,908	1,690,697	97,211
Professional and technical services	267,294	259,283	233,132	26,151
Property services	537,662	540,992	480,604	60,388
Other services	230,100	229,258	210,943	18,315
Supplies	35,657	34,364	31,652	2,712
Other	111,102	219,587	202,900	16,687
Total expenditures	2,951,689	3,071,392	2,849,928	221,464
Total expenditures	2,954,247	3,073,950	2,852,486	221,464
Deficiency of revenues over expenditures	(645,047)	(938,516)	(467,004)	471,512
Other financing sources:				
Transfers in	645,047	938,516	467,004	(471,512)
Net change in fund balance	-	-	-	-
Fund balance, beginning	-	-	-	-
Fund balance, ending	\$ -	\$ -	\$ -	\$ -

LAFAYETTE CITY-PARISH CONSOLIDATED GOVERNMENT
Lafayette, Louisiana
Nonmajor Special Revenue Fund
Lafayette Development and Revitalization

Schedule of Revenues, Expenditures, and Changes in Fund Balance - Budget (GAAP Basis) and Actual
For the Year Ended October 31, 2020

	<u>Original Budget</u>	<u>Final Budget</u>	<u>Actual</u>	<u>Variance with Final Budget Positive (Negative)</u>
Revenues:				
Investment earnings	\$ -	\$ -	\$ 6,637	\$ 6,637
Expenditures	<u>-</u>	<u>-</u>	<u>-</u>	<u>-</u>
Excess of revenues over expenditures	<u>-</u>	<u>-</u>	<u>6,637</u>	<u>6,637</u>
Other financing sources (uses):				
Transfers in	-	500,000	500,000	-
Transfers out	<u>-</u>	<u>(1,000,000)</u>	<u>(1,000,000)</u>	<u>-</u>
Total other financing sources (uses)	<u>-</u>	<u>(500,000)</u>	<u>(500,000)</u>	<u>-</u>
Net change in fund balance	-	(500,000)	(493,363)	6,637
Fund balance, beginning	<u>526,386</u>	<u>526,386</u>	<u>526,386</u>	<u>-</u>
Fund balance, ending	<u>\$ 526,386</u>	<u>\$ 26,386</u>	<u>\$ 33,023</u>	<u>\$ 6,637</u>

LAFAYETTE CITY-PARISH CONSOLIDATED GOVERNMENT
Lafayette, Louisiana
Nonmajor Special Revenue Fund
Natural History Museum and Planetarium

Schedule of Revenues, Expenditures, and Changes in Fund Balance - Budget (GAAP Basis) and Actual
For the Year Ended October 31, 2020

	Original Budget	Final Budget	Actual	Variance with Final Budget Positive (Negative)
Revenues:				
Charges for services	\$ 119,655	\$ 22,514	\$ 21,714	\$ (800)
Miscellaneous	-	-	23	23
Total revenues	<u>119,655</u>	<u>22,514</u>	<u>21,737</u>	<u>(777)</u>
Expenditures:				
Current -				
Culture and recreation:				
Personnel services	758,555	617,584	568,886	48,698
Property services	418,813	338,302	289,422	48,880
Other services	58,366	58,258	32,977	25,281
Supplies	16,373	16,373	4,715	11,658
Other	47,851	47,851	44,137	3,714
Total expenditures	<u>1,299,958</u>	<u>1,078,368</u>	<u>940,137</u>	<u>138,231</u>
Deficiency of revenues over expenditures	(1,180,303)	(1,055,854)	(918,400)	137,454
Other financing sources:				
Transfers in	<u>1,180,303</u>	<u>1,055,854</u>	<u>918,400</u>	<u>(137,454)</u>
Net change in fund balance	-	-	-	-
Fund balance, beginning	-	-	-	-
Fund balance, ending	<u>\$ -</u>	<u>\$ -</u>	<u>\$ -</u>	<u>\$ -</u>

LAFAYETTE CITY-PARISH CONSOLIDATED GOVERNMENT
Lafayette, Louisiana
Nonmajor Special Revenue Fund
Heymann Performing Arts Center

Schedule of Revenues, Expenditures, and Changes in Fund Balance - Budget (GAAP Basis) and Actual
For the Year Ended October 31, 2020

	Original Budget	Final Budget	Actual	Variance with Final Budget Positive (Negative)
Revenues:				
Charges for services	\$ 2,426,897	\$ 1,317,119	\$ 1,305,037	\$ (12,082)
Investment earnings	5,391	1,822	1,869	47
Miscellaneous	-	83	104	21
Total revenues	2,432,288	1,319,024	1,307,010	(12,014)
Expenditures:				
Current -				
Culture and recreation:				
Personnel services	894,730	711,125	680,835	30,290
Professional and technical services	1,634,327	1,057,647	898,472	159,175
Property services	223,446	214,033	178,384	35,649
Other services	90,838	79,315	65,095	14,220
Supplies	25,748	23,157	18,784	4,373
Other	90,198	28,042	21,491	6,551
Total expenditures	2,959,287	2,113,319	1,863,061	250,258
Deficiency of revenues over expenditures	(526,999)	(794,295)	(556,051)	238,244
Other financing sources (uses):				
Transfers in	644,771	794,295	602,433	(191,862)
Transfers out	(117,772)	-	(46,382)	(46,382)
Total other financing sources (uses)	526,999	794,295	556,051	(238,244)
Net change in fund balance	-	-	-	-
Fund balance, beginning	-	-	-	-
Fund balance, ending	\$ -	\$ -	\$ -	\$ -

LAFAYETTE CITY-PARISH CONSOLIDATED GOVERNMENT
Lafayette, Louisiana
Nonmajor Special Revenue Fund
Animal Shelter and Care Center

Schedule of Revenues, Expenditures, and Changes in Fund Balance - Budget (GAAP Basis) and Actual
For the Year Ended October 31, 2020

	Original Budget	Final Budget	Actual	Variance with Final Budget Positive (Negative)
Revenues:				
Charges for services	\$ 283,200	\$ 283,200	\$ 276,502	\$ (6,698)
Investment earnings	160,000	120,000	121,665	1,665
Miscellaneous	-	2,629	2,206	(423)
Total revenues	443,200	405,829	400,373	(5,456)
Expenditures:				
Current -				
General government:				
Personnel services	1,211,497	1,237,410	1,111,982	125,428
Professional and technical services	451,439	458,064	422,161	35,903
Property services	77,198	76,198	42,999	33,199
Other services	179,308	176,308	105,745	70,563
Supplies	148,820	197,151	160,590	36,561
Other	248,425	475,679	470,576	5,103
	2,316,687	2,620,810	2,314,053	306,757
Capital outlay	191,000	4,050,000	4,048,894	1,106
Total expenditures	2,507,687	6,670,810	6,362,947	307,863
Deficiency of revenues over expenditures	(2,064,487)	(6,264,981)	(5,962,574)	302,407
Other financing sources:				
Transfers in	2,064,487	2,064,487	2,067,220	2,733
Net change in fund balance	-	(4,200,494)	(3,895,354)	305,140
Fund balance, beginning	9,796,421	9,796,421	9,796,421	-
Fund balance, ending	\$ 9,796,421	\$ 5,595,927	\$ 5,901,067	\$ 305,140

LAFAYETTE CITY-PARISH CONSOLIDATED GOVERNMENT
Lafayette, Louisiana
Nonmajor Special Revenue Fund
Parking Program

Schedule of Revenues, Expenditures, and Changes in Fund Balance - Budget (GAAP Basis) and Actual
For the Year Ended October 31, 2020

	Original Budget	Final Budget	Actual	Variance with Final Budget Positive (Negative)
Revenues:				
Charges for services	\$ 490,000	\$ 362,966	\$ 364,299	\$ 1,333
Fines and forfeits	235,000	134,803	133,700	(1,103)
Investment earnings	900	450	258	(192)
Miscellaneous	-	3,429	3,960	531
Total revenues	<u>725,900</u>	<u>501,648</u>	<u>502,217</u>	<u>569</u>
Expenditures:				
Current -				
General government:				
Professional and technical services	<u>1,918</u>	<u>1,918</u>	<u>1,918</u>	<u>-</u>
Public works:				
Personnel services	540,881	543,150	495,501	47,649
Professional and technical services	36,962	41,962	30,814	11,148
Property services	80,945	80,945	56,631	24,314
Other services	170,958	151,958	115,765	36,193
Supplies	7,344	7,344	3,229	4,115
Other	<u>3,644</u>	<u>3,024</u>	<u>1,186</u>	<u>1,838</u>
Total expenditures	<u>840,734</u>	<u>828,383</u>	<u>703,126</u>	<u>125,257</u>
Deficiency of revenues over expenditures	(116,752)	(328,653)	(202,827)	125,826
Other financing sources:				
Transfers in	<u>116,752</u>	<u>328,653</u>	<u>202,827</u>	<u>(125,826)</u>
Net change in fund balance	-	-	-	-
Fund balance, beginning	<u>-</u>	<u>-</u>	<u>-</u>	<u>-</u>
Fund balance, ending	<u>\$ -</u>	<u>\$ -</u>	<u>\$ -</u>	<u>\$ -</u>

LAFAYETTE CITY-PARISH CONSOLIDATED GOVERNMENT
Lafayette, Louisiana
Nonmajor Special Revenue Fund
Codes and Permits

Schedule of Revenues, Expenditures, and Changes in Fund Balance - Budget (GAAP Basis) and Actual
For the Year Ended October 31, 2020

	Original Budget	Final Budget	Actual	Variance with Final Budget Positive (Negative)
Revenues:				
Licenses and permits	\$ 1,933,335	\$ 2,333,335	\$ 2,378,320	\$ 44,985
Charges for services	310,595	310,595	319,134	8,539
Investment earnings	351	351	-	(351)
Miscellaneous	3,060	3,060	2,304	(756)
Total revenues	2,247,341	2,647,341	2,699,758	52,417
Expenditures:				
Current -				
General government:				
Personnel services	4,001,465	3,488,921	3,475,791	13,130
Professional and technical services	234,686	242,686	212,260	30,426
Property services	47,450	47,550	45,465	2,085
Other services	341,423	234,691	167,307	67,384
Supplies	46,152	53,152	45,762	7,390
Other	98,771	73,635	63,042	10,593
	4,769,947	4,140,635	4,009,627	131,008
Capital outlay	-	10,631	6,137	4,494
Total expenditures	4,769,947	4,151,266	4,015,764	135,502
Deficiency of revenues over expenditures	(2,522,606)	(1,503,925)	(1,316,006)	187,919
Other financing sources:				
Transfers in	2,522,606	1,503,925	1,316,006	(187,919)
Net change in fund balance	-	-	-	-
Fund balance, beginning	-	-	-	-
Fund balance, ending	\$ -	\$ -	\$ -	\$ -

LAFAYETTE CITY-PARISH CONSOLIDATED GOVERNMENT
Lafayette, Louisiana
Nonmajor Special Revenue Fund
Coroner's Expense

Schedule of Revenues, Expenditures, and Changes in Fund Balance - Budget (GAAP Basis) and Actual
For the Year Ended October 31, 2020

	Original Budget	Final Budget	Actual	Variance with Final Budget Positive (Negative)
Revenues:				
Charges for services	\$ 384,900	\$ 345,936	\$ 365,819	\$ 19,883
Fines and forfeits	93,000	87,983	81,203	(6,780)
Investment earnings	-	128	127	(1)
Miscellaneous	800	6,725	6,775	50
Total revenues	478,700	440,772	453,924	13,152
Expenditures:				
Current -				
General government:				
Personnel services	271,904	273,011	273,146	(135)
Professional and technical services	377,378	376,387	310,080	66,307
Property services	52,789	41,697	40,908	789
Other services	17,323	18,430	18,180	250
Supplies	9,872	13,614	12,137	1,477
Other	400,620	443,821	426,800	17,021
	1,129,886	1,166,960	1,081,251	85,709
Capital outlay	-	3,000	2,894	106
Total expenditures	1,129,886	1,169,960	1,084,145	85,815
Deficiency of revenues over expenditures	(651,186)	(729,188)	(630,221)	98,967
Other financing sources:				
Transfers in	651,186	729,188	630,221	(98,967)
Net change in fund balance	-	-	-	-
Fund balance, beginning	-	-	-	-
Fund balance, ending	\$ -	\$ -	\$ -	\$ -

LAFAYETTE CITY-PARISH CONSOLIDATED GOVERNMENT
Lafayette, Louisiana
Nonmajor Special Revenue Fund
War Memorial

Schedule of Revenues, Expenditures, and Changes in Fund Balance - Budget (GAAP Basis) and Actual
For the Year Ended October 31, 2020

	<u>Original Budget</u>	<u>Final Budget</u>	<u>Actual</u>	<u>Variance with Final Budget Positive (Negative)</u>
Revenues:				
Miscellaneous	\$ 45,720	\$ 25,720	\$ 26,670	\$ 950
Expenditures:				
Current -				
General government:				
Personnel services	181,252	135,346	111,834	23,512
Professional and technical services	8,800	3,800	2,145	1,655
Property services	100,100	105,100	98,931	6,169
Other services	5,763	5,763	5,763	-
Supplies	587	587	27	560
Other	<u>27,793</u>	<u>27,793</u>	<u>19,830</u>	<u>7,963</u>
Total expenditures	<u>324,295</u>	<u>278,389</u>	<u>238,530</u>	<u>39,859</u>
Deficiency of revenues over expenditures	(278,575)	(252,669)	(211,860)	40,809
Other financing sources:				
Transfers in	<u>278,575</u>	<u>252,669</u>	<u>211,860</u>	<u>(40,809)</u>
Net change in fund balance	-	-	-	-
Fund balance, beginning	<u>-</u>	<u>-</u>	<u>-</u>	<u>-</u>
Fund balance, ending	<u>\$ -</u>	<u>\$ -</u>	<u>\$ -</u>	<u>\$ -</u>

LAFAYETTE CITY-PARISH CONSOLIDATED GOVERNMENT
Lafayette, Louisiana
Nonmajor Special Revenue Fund
Criminal Court

Schedule of Revenues, Expenditures, and Changes in Fund Balance - Budget (GAAP Basis) and Actual
For the Year Ended October 31, 2020

	<u>Original Budget</u>	<u>Final Budget</u>	<u>Actual</u>	<u>Variance with Final Budget Positive (Negative)</u>
Revenues:				
Intergovernmental -				
Other	\$ 610,740	\$ 629,626	\$ 602,910	\$ (26,716)
Charges for services	3,000	3,000	4,062	1,062
Fines and forfeits	773,200	773,200	807,144	33,944
Investment earnings	1,000	1,000	1,173	173
Total revenues	<u>1,387,940</u>	<u>1,406,826</u>	<u>1,415,289</u>	<u>8,463</u>
Expenditures:				
Current -				
General government				
Personnel services	610,740	629,626	602,910	26,716
Professional and technical services	656,534	656,534	646,104	10,430
Other	<u>118,932</u>	<u>118,932</u>	<u>77,384</u>	<u>41,548</u>
Total expenditures	<u>1,386,206</u>	<u>1,405,092</u>	<u>1,326,398</u>	<u>78,694</u>
Net change in fund balance	1,734	1,734	88,891	87,157
Fund balance, beginning	<u>330,868</u>	<u>330,868</u>	<u>330,868</u>	<u>-</u>
Fund balance, ending	<u>\$ 332,602</u>	<u>\$ 332,602</u>	<u>\$ 419,759</u>	<u>\$ 87,157</u>

LAFAYETTE CITY-PARISH CONSOLIDATED GOVERNMENT
Lafayette, Louisiana
Nonmajor Special Revenue Fund
Justice Department Federal Equitable Sharing

Schedule of Revenues, Expenditures, and Changes in Fund Balance - Budget (GAAP Basis) and Actual
For the Year Ended October 31, 2020

	Original Budget	Final Budget	Actual	Variance with Final Budget Positive (Negative)
Revenues:				
Other	\$ -	\$ -	\$ -	\$ -
Investment earnings	-	760	765	5
Total Revenues	<u>-</u>	<u>760</u>	<u>765</u>	<u>5</u>
Expenditures:				
Current -				
Public safety:				
Personnel services	-	3,362	-	3,362
Purchased professional and technical services	-	3,013	-	3,013
Other purchased services	-	98	-	98
	<u>-</u>	<u>6,473</u>	<u>-</u>	<u>6,473</u>
Capital outlay	-	40,263	16,037	24,226
Total expenditures	<u>-</u>	<u>46,736</u>	<u>16,037</u>	<u>30,699</u>
Net change in fund balance	-	(45,976)	(15,272)	30,704
Fund balance, beginning	<u>72,196</u>	<u>72,196</u>	<u>72,196</u>	<u>-</u>
Fund balance, ending	<u>\$ 72,196</u>	<u>\$ 26,220</u>	<u>\$ 56,924</u>	<u>\$ 30,704</u>

LAFAYETTE CITY-PARISH CONSOLIDATED GOVERNMENT
Lafayette, Louisiana
Nonmajor Special Revenue Fund
Traffic Safety

Schedule of Revenues, Expenditures, and Changes in Fund Balance - Budget (GAAP Basis) and Actual
For the Year Ended October 31, 2020

	Original Budget	Final Budget	Actual	Variance with Final Budget Positive (Negative)
Revenues:				
Fines and forfeits	\$ 400,000	\$ 1,918	\$ 1,918	\$ -
Investment earnings	-	97	128	31
Total revenues	400,000	2,015	2,046	31
Expenditures:				
Current -				
Public safety:				
Personnel services	222,305	-	-	-
Professional and technical services	177,695	-	-	-
Total expenditures	400,000	-	-	-
Net change in fund balance	-	2,015	2,046	31
Fund balance, beginning	11,257	11,257	11,257	-
Fund balance, ending	\$ 11,257	\$ 13,272	\$ 13,303	\$ 31

LAFAYETTE CITY-PARISH CONSOLIDATED GOVERNMENT
Lafayette, Louisiana
Nonmajor Special Revenue Fund
Narcotics Seized/Forfeited Property

Schedule of Revenues, Expenditures, and Changes in Fund Balance - Budget (GAAP Basis) and Actual
For the Year Ended October 31, 2020

	<u>Original Budget</u>	<u>Final Budget</u>	<u>Actual</u>	<u>Variance with Final Budget Positive (Negative)</u>
Revenues:				
Other	\$ -	\$ 20,882	\$ 19,511	\$ (1,371)
Investment earnings	-	214	977	763
Total revenues	<u>-</u>	<u>21,096</u>	<u>20,488</u>	<u>(608)</u>
Expenditures:				
Current -				
Public safety:				
Professional and technical services	-	521	-	521
Capital outlay	-	1,475	-	1,475
Total expenditures	<u>-</u>	<u>1,996</u>	<u>-</u>	<u>1,996</u>
Net change in fund balance	-	19,100	20,488	1,388
Fund balance, beginning	<u>65,218</u>	<u>65,218</u>	<u>65,218</u>	<u>-</u>
Fund balance, ending	<u>\$ 65,218</u>	<u>\$ 84,318</u>	<u>\$ 85,706</u>	<u>\$ 1,388</u>

LAFAYETTE CITY-PARISH CONSOLIDATED GOVERNMENT
Lafayette, Louisiana
Nonmajor Special Revenue Fund
1961 Sales Tax Trust

Schedule of Revenues, Expenditures, and Changes in Fund Balance - Budget (GAAP Basis) and Actual
For the Year Ended October 31, 2020

	Original Budget	Final Budget	Actual	Variance with Final Budget Positive (Negative)
Revenues:				
Taxes -				
Sales and use taxes	\$ 500,000	\$ 310,000	\$ 318,624	\$ 8,624
Investment earnings	<u>30,000</u>	<u>30,000</u>	<u>20,525</u>	<u>(9,475)</u>
Total revenues	530,000	340,000	339,149	(851)
Expenditures:				
Current -				
General government				
Professional and technical services	<u>500,000</u>	<u>344,459</u>	<u>339,149</u>	<u>5,310</u>
Excess (deficiency) of revenues over expenditures	<u>30,000</u>	<u>(4,459)</u>	<u>-</u>	<u>4,459</u>
Other financing sources (uses):				
Transfers in	130,000	130,000	228,134	98,134
Transfers out	<u>(160,000)</u>	<u>(125,541)</u>	<u>(228,134)</u>	<u>(102,593)</u>
Total other financing sources (uses)	<u>(30,000)</u>	<u>4,459</u>	<u>-</u>	<u>(4,459)</u>
Net change in fund balance	-	-	-	-
Fund balance, beginning	<u>-</u>	<u>-</u>	<u>-</u>	<u>-</u>
Fund balance, ending	<u>\$ -</u>	<u>\$ -</u>	<u>\$ -</u>	<u>\$ -</u>

LAFAYETTE CITY-PARISH CONSOLIDATED GOVERNMENT
Lafayette, Louisiana
Nonmajor Special Revenue Fund
1985 Sales Tax Trust

Schedule of Revenues, Expenditures, and Changes in Fund Balance - Budget (GAAP Basis) and Actual
For the Year Ended October 31, 2020

	Original Budget	Final Budget	Actual	Variance with Final Budget Positive (Negative)
Revenues:				
Taxes -				
Sales and use taxes	\$ 450,000	\$ 265,400	\$ 264,260	\$ (1,140)
Investment earnings	<u>20,000</u>	<u>20,000</u>	<u>16,829</u>	<u>(3,171)</u>
Total revenues	470,000	285,400	281,089	(4,311)
Expenditures:				
Current -				
General government:				
Professional and technical services	<u>450,000</u>	<u>295,060</u>	<u>281,089</u>	<u>13,971</u>
Excess (deficiency) of revenues over expenditures	<u>20,000</u>	<u>(9,660)</u>	-	<u>9,660</u>
Other financing sources (uses):				
Transfers in	80,000	80,000	188,864	108,864
Transfers out	<u>(100,000)</u>	<u>(70,340)</u>	<u>(188,864)</u>	<u>(118,524)</u>
Total other financing sources (uses)	<u>(20,000)</u>	<u>9,660</u>	-	<u>(9,660)</u>
Net change in fund balance	-	-	-	-
Fund balance, beginning	-	-	-	-
Fund balance, ending	<u>\$ -</u>	<u>\$ -</u>	<u>\$ -</u>	<u>\$ -</u>

LAFAYETTE CITY-PARISH CONSOLIDATED GOVERNMENT
Lafayette, Louisiana
Nonmajor Special Revenue Fund
TIF Sales Tax Trusts

Schedule of Revenues, Expenditures, and Changes in Fund Balance - Budget (GAAP Basis) and Actual
For the Year Ended October 31, 2020

	Original Budget	Final Budget	Actual	Variance with Final Budget Positive (Negative)
Revenues:				
Taxes -				
Sales and use taxes	\$ 1,203,996	\$ 378,017	\$ 1,040,442	\$ 662,425
Investment earnings	108,000	66,390	26,053	(40,337)
Total revenues	<u>1,311,996</u>	<u>444,407</u>	<u>1,066,495</u>	<u>622,088</u>
Expenditures:				
Current -				
General government:				
Professional and technical services	1,266,500	1,399,029	1,348,288	50,741
Capital outlay	-	129,919	-	129,919
Total expenditures	<u>1,266,500</u>	<u>1,528,948</u>	<u>1,348,288</u>	<u>180,660</u>
Net change in fund balance	45,496	(1,084,541)	(281,793)	802,748
Fund balance, beginning	<u>4,587,202</u>	<u>4,587,202</u>	<u>4,587,202</u>	<u>-</u>
Fund balance, ending	<u>\$ 4,632,698</u>	<u>\$ 3,502,661</u>	<u>\$ 4,305,409</u>	<u>\$ 802,748</u>

LAFAYETTE CITY-PARISH CONSOLIDATED GOVERNMENT
Lafayette, Louisiana
Nonmajor Special Revenue Fund
Downtown Lafayette EDD

Schedule of Revenues, Expenditures, and Changes in Fund Balance - Budget (GAAP Basis) and Actual
For the Year Ended October 31, 2020

	Original Budget	Final Budget	Actual	Variance with Final Budget Positive (Negative)
Revenues:				
Taxes -				
Sales and use taxes	\$ -	\$ 78,000	\$ 82,844	\$ 4,844
Investment earnings	-	-	16	16
Total revenues	-	78,000	82,860	4,860
Expenditures:				
Current -				
General government				
Professional and technical services	-	500	417	83
Net change in fund balance	-	77,500	82,443	4,943
Fund balance, beginning	-	-	-	-
Fund balance, ending	\$ -	\$ 77,500	\$ 82,443	\$ 4,943

LAFAYETTE CITY-PARISH CONSOLIDATED GOVERNMENT
Lafayette, Louisiana
Nonmajor Special Revenue Fund
University Gateway EDD

Schedule of Revenues, Expenditures, and Changes in Fund Balance - Budget (GAAP Basis) and Actual
For the Year Ended October 31, 2020

	Original Budget	Final Budget	Actual	Variance with Final Budget Positive (Negative)
Revenues:				
Taxes -				
Sales and use taxes	\$ -	\$ 105,000	\$ 108,176	\$ 3,176
Investment earnings	-	-	21	21
Total revenues	-	105,000	108,197	3,197
Expenditures:				
Current -				
General government				
Professional and technical services	-	550	521	29
Net change in fund balance	-	104,450	107,676	3,226
Fund balance, beginning	-	-	-	-
Fund balance, ending	\$ -	\$ 104,450	\$ 107,676	\$ 3,226

LAFAYETTE CITY-PARISH CONSOLIDATED GOVERNMENT
Lafayette, Louisiana
Nonmajor Special Revenue Fund
Trappey EDD

Schedule of Revenues, Expenditures, and Changes in Fund Balance - Budget (GAAP Basis) and Actual
For the Year Ended October 31, 2020

	Original Budget	Final Budget	Actual	Variance with Final Budget Positive (Negative)
Revenues:				
Taxes -				
Sales and use taxes	\$ -	\$ 250	\$ 307	\$ 57
Investment earnings	-	-	-	-
Total revenues	-	250	307	57
Expenditures:				
Current -				
General government				
Professional and technical services	-	-	-	-
Net change in fund balance	-	250	307	57
Fund balance, beginning	-	-	-	-
Fund balance, ending	\$ -	\$ 250	\$ 307	\$ 57

LAFAYETTE CITY-PARISH CONSOLIDATED GOVERNMENT
Lafayette, Louisiana
Nonmajor Special Revenue Fund
Northway EDD

Schedule of Revenues, Expenditures, and Changes in Fund Balance - Budget (GAAP Basis) and Actual
For the Year Ended October 31, 2020

	Original Budget	Final Budget	Actual	Variance with Final Budget Positive (Negative)
Revenues:				
Taxes -				
Sales and use taxes	\$ -	\$ -	\$ 95,032	\$ 95,032
Investment earnings	-	-	20	20
Total revenues	-	-	95,052	95,052
Expenditures:				
Current -				
General government				
Professional and technical services	-	-	473	(473)
Net change in fund balance	-	-	94,579	94,579
Fund balance, beginning	-	-	-	-
Fund balance, ending	\$ -	\$ -	\$ 94,579	\$ 94,579

LAFAYETTE CITY-PARISH CONSOLIDATED GOVERNMENT
Lafayette, Louisiana
Nonmajor Special Revenue Fund
Holy Rosary Institute EDD

Schedule of Revenues, Expenditures, and Changes in Fund Balance - Budget (GAAP Basis) and Actual
For the Year Ended October 31, 2020

	Original Budget	Final Budget	Actual	Variance with Final Budget Positive (Negative)
Revenues:				
Taxes -				
Sales and use taxes	\$ -	\$ 6,000	\$ 6,405	\$ 405
Investment earnings	-	-	1	1
Total revenues	-	6,000	6,406	406
Expenditures:				
Current -				
General government				
Professional and technical services	-	50	33	17
Net change in fund balance	-	5,950	6,373	423
Fund balance, beginning	-	-	-	-
Fund balance, ending	\$ -	\$ 5,950	\$ 6,373	\$ 423

LAFAYETTE CITY-PARISH CONSOLIDATED GOVERNMENT
Lafayette, Louisiana
Nonmajor Special Revenue Fund
Community Development Grants

Schedule of Revenues, Expenditures, and Changes in Fund Balance - Budget (GAAP Basis) and Actual
For the Year Ended October 31, 2020

	Original Budget	Final Budget	Actual	Variance with Final Budget Positive Negative
Revenues:				
Intergovernmental -				
Federal grants	\$ -	\$ 1,771,859	\$ 1,754,227	\$ (17,632)
Investment earnings	-	50,000	60,982	10,982
Miscellaneous	-	17,023	28,941	11,918
Total revenues	<u>-</u>	<u>1,838,882</u>	<u>1,844,150</u>	<u>5,268</u>
Expenditures:				
Current -				
Urban redevelopment and assistance:				
Personnel services	-	366,313	360,576	5,737
Professional and technical services	-	19,822	690	19,132
Property services	-	270,757	252,972	17,785
Other services	-	169,560	194,888	(25,328)
Supplies	-	49,262	10,342	38,920
Other	-	557,253	552,156	5,097
	<u>-</u>	<u>1,432,967</u>	<u>1,371,624</u>	<u>61,343</u>
Economic development and assistance:				
Personnel services	-	290,944	253,797	37,147
Professional and technical services	-	54,414	20,668	33,746
Purchased property services	-	300	-	300
Other services	-	44,677	3,031	41,646
Supplies	-	4,900	2,685	2,215
Other	-	3,946	1,921	2,025
	<u>-</u>	<u>399,181</u>	<u>282,102</u>	<u>117,079</u>
Economic opportunity:				
Personnel services	-	277,307	251,186	26,121
Professional and technical services	-	16,832	5,844	10,988
Purchased property services	-	310,547	281,296	29,251
Other services	-	26,490	9,204	17,286
Supplies	-	16,753	10,088	6,665
Other	-	1,953	735	1,218
	<u>-</u>	<u>649,882</u>	<u>558,353</u>	<u>91,529</u>
Total expenditures	<u>-</u>	<u>2,482,030</u>	<u>2,212,079</u>	<u>269,951</u>
Deficiency of revenues over expenditures	<u>-</u>	<u>(643,148)</u>	<u>(367,929)</u>	<u>275,219</u>
Other financing sources (uses):				
Transfers in	-	513,149	1,310,207	797,058
Transfers out	-	(513,149)	(1,310,207)	(797,058)
Total other financing sources (uses)	<u>-</u>	<u>-</u>	<u>-</u>	<u>-</u>
Net change in fund balance	<u>-</u>	<u>(643,148)</u>	<u>(367,929)</u>	<u>275,219</u>
Fund balance, beginning	<u>3,560,066</u>	<u>3,560,066</u>	<u>3,560,066</u>	<u>-</u>
Fund balance, ending	<u>\$ 3,560,066</u>	<u>\$ 2,916,918</u>	<u>\$ 3,192,137</u>	<u>\$ 275,219</u>

LAFAYETTE CITY-PARISH CONSOLIDATED GOVERNMENT
Lafayette, Louisiana
Nonmajor Special Revenue Fund
Federal Transportation and Planning Grants

Schedule of Revenues, Expenditures, and Changes in Fund Balance - Budget (GAAP Basis) and Actual
For the Year Ended October 31, 2020

	Original Budget	Final Budget	Actual	Variance with Final Budget Positive (Negative)
Revenues:				
Intergovernmental -				
Federal grants	\$ -	\$ 7,261,574	\$ 7,267,889	\$ 6,315
Other	-	-	-	-
Total revenues	<u>-</u>	<u>7,261,574</u>	<u>7,267,889</u>	<u>6,315</u>
Expenditures:				
Current -				
Public works:				
Other services	-	3,050,000	3,047,460	2,540
Capital outlay	-	1,482,199	1,475,015	7,184
Total expenditures	<u>-</u>	<u>4,532,199</u>	<u>4,522,475</u>	<u>9,724</u>
Excess of revenues over expenditures	<u>-</u>	<u>2,729,375</u>	<u>2,745,414</u>	<u>16,039</u>
Other financing sources (uses):				
Transfers in	-	801,385	879,239	77,854
Transfers out	-	(3,530,760)	(3,624,653)	(93,893)
Total other financing sources (uses)	<u>-</u>	<u>(2,729,375)</u>	<u>(2,745,414)</u>	<u>(16,039)</u>
Net change in fund balance	-	-	-	-
Fund balance, beginning	<u>-</u>	<u>-</u>	<u>-</u>	<u>-</u>
Fund balance, ending	<u>\$ -</u>	<u>\$ -</u>	<u>\$ -</u>	<u>\$ -</u>

LAFAYETTE CITY-PARISH CONSOLIDATED GOVERNMENT
Lafayette, Louisiana
Nonmajor Special Revenue Fund
Other Federal Grants

Schedule of Revenues, Expenditures, and Changes in Fund Balance - Budget (GAAP Basis) and Actual
For the Year Ended October 31, 2020

	Original Budget	Final Budget	Actual	Variance with Final Budget Positive (Negative)
Revenues:				
Intergovernmental -				
Federal grants	\$ -	\$ 18,559,137	\$ 19,298,148	\$ 739,011
State funds:				
Other	-	70,000	70,565	565
Total revenues	-	18,629,137	19,368,713	739,576
Expenditures:				
Current -				
General government:				
Personnel services	-	5,025	5,007	18
Professional and technical services	-	720	608	112
Other purchased services	-	37,810	37,515	295
Supplies	-	5,517	3,308	2,209
Other	-	412,250	407,858	4,392
	-	461,322	454,296	7,026
Public safety:				
Personnel services	-	1,204,893	1,203,035	1,858
Professional and technical services	-	222,472	218,657	3,815
Property services	-	122,612	120,590	2,022
Other purchased services	-	2,471	606	1,865
Supplies	-	124,241	121,586	2,655
Other	-	9,597	1,419	8,178
	-	1,686,286	1,665,893	20,393
Public works:				
Personnel services	-	325,120	321,163	3,957
Professional and technical services	-	89,100	87,958	1,142
Property services	-	4,675	4,553	122
Supplies	-	34,000	32,200	1,800
Other	-	848,720	840,992	7,728
	-	1,301,615	1,286,866	14,749
Culture and recreation:				
Professional and technical services	-	17,100	16,300	800
Supplies	-	3,470	3,194	276
	-	20,570	19,494	1,076

(continued)

LAFAYETTE CITY-PARISH CONSOLIDATED GOVERNMENT
Lafayette, Louisiana
Nonmajor Special Revenue Fund
Other Federal Grants (Continued)

Schedule of Revenues, Expenditures, and Changes in Fund Balance - Budget (GAAP Basis) and Actual
For the Year Ended October 31, 2020

	Original Budget	Final Budget	Actual	Variance with Final Budget Positive (Negative)
Economic development and assistance:				
Personnel services	-	12,239	11,699	540
Other purchased services	-	8,912	818	8,094
Supplies	-	1,593	470	1,123
	-	22,744	12,987	9,757
Capital outlay	-	130,635	116,902	13,733
Total expenditures	-	3,623,172	3,556,438	66,734
Excess of revenues over expenditures	-	15,005,965	15,812,275	806,310
Other financing sources (uses):				
Transfers in	-	535,089	1,120,911	585,822
Transfers out	-	(15,541,054)	(16,933,186)	(1,392,132)
Total other financing sources (uses)	-	(15,005,965)	(15,812,275)	(806,310)
Net change in fund balance	-	-	-	-
Fund balance, beginning	-	-	-	-
Fund balance, ending	\$ -	\$ -	\$ -	\$ -

LAFAYETTE CITY-PARISH CONSOLIDATED GOVERNMENT
Lafayette, Louisiana
Nonmajor Special Revenue Fund
Other State Grants

Schedule of Revenues, Expenditures, and Changes in Fund Balance - Budget (GAAP Basis) and Actual
For the Year Ended October 31, 2020

	<u>Original Budget</u>	<u>Final Budget</u>	<u>Actual</u>	<u>Variance with Final Budget Positive (Negative)</u>
Revenues:				
Intergovernmental -				
Federal grants	\$ -	\$ 1,400	\$ 1,439	\$ 39
State funds:				
Other	-	1,888,254	1,888,577	323
Total revenues	<u>-</u>	<u>1,889,654</u>	<u>1,890,016</u>	<u>362</u>
Expenditures:				
Current -				
Public works:				
Other	-	1,780,200	1,780,341	(141)
Urban redevelopment and housing:				
Other services	-	158,650	115,043	43,607
Total expenditures	<u>-</u>	<u>1,938,850</u>	<u>1,895,384</u>	<u>43,466</u>
Deficiency of revenues over expenditures	-	(49,196)	(5,368)	43,828
Other financing sources:				
Transfers in	-	49,196	5,368	(43,828)
Net change in fund balance	-	-	-	-
Fund balance, beginning	<u>-</u>	<u>-</u>	<u>-</u>	<u>-</u>
Fund balance, ending	<u>\$ -</u>	<u>\$ -</u>	<u>\$ -</u>	<u>\$ -</u>

LAFAYETTE CITY-PARISH CONSOLIDATED GOVERNMENT
Lafayette, Louisiana
Nonmajor Special Revenue Fund
Other Grants

Schedule of Revenues, Expenditures, and Changes in Fund Balance - Budget (GAAP Basis) and Actual
For the Year Ended October 31, 2020

	Original Budget	Final Budget	Actual	Variance with Final Budget Positive (Negative)
Revenues:				
Miscellaneous	\$ -	\$ 47,580	\$ 48,554	\$ 974
Expenditures:				
Current -				
General government:				
Personnel services	-	2,850	-	2,850
Purchased professional & technical services	-	750	360	390
Supplies	-	6,300	5,694	606
Other	-	48,798	22,782	26,016
	-	58,698	28,836	29,862
Public works:				
Supplies	-	37,332	33,932	3,400
Total expenditures	-	96,030	62,768	33,262
Deficiency of revenues over expenditures	-	(48,450)	(14,214)	34,236
Other financing sources:				
Transfers in	-	48,450	14,214	(34,236)
Net change in fund balance	-	-	-	-
Fund balance, beginning	-	-	-	-
Fund balance, ending	\$ -	\$ -	\$ -	\$ -



Lafayette

CONSOLIDATED GOVERNMENT

Nonmajor Debt Service Funds

Nonmajor Governmental Funds

Debt Service Funds

Debt Service Funds account for and report financial resources that are restricted or committed for payment of general long-term debt principal, interest, and paying agent fees.

1961 Sales Tax Bonds Sinking Fund - accounts for sales tax revenues dedicated for the payment of principal and interest requirements of all outstanding 1961 Public Improvement Sales Tax Bonds of the City of Lafayette. Also accounts for the portion of the bonds issued for the purpose of advance refunding for certain outstanding obligations of the City.

1961 Sales Tax Bonds Reserve Fund - this reserve fund accounts for a specified amount or balance that is required to be kept in case any pledged revenues are insufficient to pay debt service requirements for the 1961 City Sales Tax Bonds.

1985 Sales Tax Bonds Sinking Fund - accounts for sales tax revenues dedicated for the payment of principal and interest requirements of all outstanding 1985 Public Improvement Sales Tax Bonds of the City of Lafayette. Also accounts for the portion of the bonds issued for the purpose of advance refunding for certain outstanding obligations of the City.

1985 Sales Tax Bonds Reserve Fund - this reserve fund accounts for a specified amount or balance that is required to be kept in case any pledged revenues are insufficient to pay debt service requirements for the 1985 City Sales Tax Bonds.

Sewer Assessment Bonds - to account for the payment of principal and interest on bonds issued for the acquisition, development, and improvements to the City of Lafayette's sewers. Funding consists of special assessment taxes to the public who will benefit from the improvements.

Contingencies Sinking Fund - accounts for revenues from ad valorem taxes assessed by the Parish dedicated for the payment of principal and interest requirements for the Lafayette Parish General Obligation Bonds.

Certificates of Indebtedness, Series 2011 Sinking Fund - accounts for excess annual revenue dedicated for the payment of principal and interest requirements of the 2011 City Certificate of Indebtedness.

Limited Tax Refunding Bonds Sinking Fund - this fund is used to account for the payment of principal, interest, and related charges for the 2020 Bond Series. Funding consists of proceeds from ad valorem taxes assessed by the City.

LAFAYETTE CITY-PARISH CONSOLIDATED GOVERNMENT
Lafayette, Louisiana

Combining Balance Sheet
Nonmajor Debt Service Funds
October 31, 2020

	1961 Sales Tax Bonds		1985 Sales Tax Bonds	
	Sinking Fund	Reserve Fund	Sinking Fund	Reserve Fund
ASSETS				
Cash and interest-bearing deposits	\$ 1,073,330	\$ 42,145	\$ 4,091,086	\$ 89,820
Investments	5,498,402	8,323,648	-	7,846,129
Assessments receivable:				
Delinquent	-	-	-	-
Accrued interest receivable	-	60,448	44	29,853
Due from other funds	356,091	98,120	243,515	16
Total assets	<u>\$ 6,927,823</u>	<u>\$ 8,524,361</u>	<u>\$ 4,334,645</u>	<u>\$ 7,965,818</u>
 LIABILITIES AND FUND BALANCES				
Liabilities:				
Due to other funds	\$ 356,259	\$ 355,923	\$ 244,145	\$ 243,065
Fund balances:				
Restricted - Debt service	6,571,564	8,168,438	4,090,500	7,722,753
Total liabilities and fund balances	<u>\$ 6,927,823</u>	<u>\$ 8,524,361</u>	<u>\$ 4,334,645</u>	<u>\$ 7,965,818</u>

<u>Sewer Assessment Bonds</u>	<u>Contingencies Sinking Fund</u>	<u>Certificates of Indebtedness, Series 2011 Sinking Fund</u>	<u>Limited Tax Refunding Bonds Sinking Fund</u>	<u>Total</u>
\$ 1,777	\$ 1,002,669	\$ 37,976	\$ 107,784	\$ 6,446,587
-	5,026,537	190,383	540,337	27,425,436
32,109	-	-	-	32,109
-	25,528	967	2,744	119,584
-	-	-	-	697,742
<u>\$ 33,886</u>	<u>\$ 6,054,734</u>	<u>\$ 229,326</u>	<u>\$ 650,865</u>	<u>\$ 34,721,458</u>
\$ 33,886	\$ -	\$ -	\$ 122,308	\$ 1,355,586
<u>-</u>	<u>6,054,734</u>	<u>229,326</u>	<u>528,557</u>	<u>33,365,872</u>
<u>\$ 33,886</u>	<u>\$ 6,054,734</u>	<u>\$ 229,326</u>	<u>\$ 650,865</u>	<u>\$ 34,721,458</u>

LAFAYETTE CITY-PARISH CONSOLIDATED GOVERNMENT
Lafayette, Louisiana

Combining Statement of Revenues, Expenditures, and Changes in Fund Balances
Nonmajor Debt Service Funds
For the Year Ended October 31, 2020

	1961 Sales Tax Bonds		1985 Sales Tax Bonds	
	Sinking Fund	Reserve Fund	Sinking Fund	Reserve Fund
Revenues:				
Taxes -				
Ad valorem	\$ -	\$ -	\$ -	\$ -
Sales and use	12,677,076	-	10,855,703	-
Intergovernmental -				
Federal subsidy	55,720	-	-	-
Investment earnings	51,419	224,746	53,184	117,360
Total revenues	12,784,215	224,746	10,908,887	117,360
Expenditures:				
Current -				
General government	-	-	-	-
Debt service -				
Principal retirement	9,055,000	-	8,335,000	-
Interest and fiscal charges	4,610,968	-	3,757,352	-
Debt issuance costs	135,494	-	74,205	-
Total debt service	13,801,462	-	12,166,557	-
Total expenditures	13,801,462	-	12,166,557	-
Excess (deficiency) of revenues over expenditures	(1,017,247)	224,746	(1,257,670)	117,360
Other financing sources (uses):				
Issuance of refunding debt	10,740,000	-	5,500,000	-
Premium from issuance of refunding debt	630,556	-	-	-
Payment to escrow agent	(11,638,293)	(150,119)	(5,651,554)	(14,421)
Transfers in	1,021,848	20,000	1,738,926	1,786,854
Transfers out	(2,968)	(1,396,399)	(419,702)	(188,864)
Total other financing sources (uses)	751,143	(1,526,518)	1,167,670	1,583,569
Net change in fund balances	(266,104)	(1,301,772)	(90,000)	1,700,929
Fund balances, beginning	6,837,668	9,470,210	4,180,500	6,021,824
Fund balances, ending	\$ 6,571,564	\$ 8,168,438	\$ 4,090,500	\$ 7,722,753

<u>Sewer Assessment Bonds</u>	<u>Contingencies Sinking Fund</u>	<u>Certificates of Indebtedness, Series 2011 Sinking Fund</u>	<u>Limited Tax Refunding Bonds Sinking Fund</u>	<u>Total</u>
\$ -	\$ 4,631,313	\$ -	\$ -	\$ 4,631,313
-	-	531,635	-	24,064,414
-	-	-	-	55,720
-	89,195	3,063	14,031	552,998
-	4,720,508	534,698	14,031	29,304,445
-	169,022	-	-	169,022
-	3,405,000	410,000	2,510,000	23,715,000
-	1,896,950	112,055	495,443	10,872,768
-	-	-	309,612	519,311
-	5,301,950	522,055	3,315,055	35,107,079
-	5,470,972	522,055	3,315,055	35,276,101
-	(750,464)	12,643	(3,301,024)	(5,971,656)
-	-	-	25,835,000	42,075,000
-	-	-	-	630,556
-	-	-	(25,501,824)	(42,956,211)
-	-	-	3,451,625	8,019,253
-	-	-	-	(2,007,933)
-	-	-	3,784,801	5,760,665
-	(750,464)	12,643	483,777	(210,991)
-	6,805,198	216,683	44,780	33,576,863
<u>\$ -</u>	<u>\$ 6,054,734</u>	<u>\$ 229,326</u>	<u>\$ 528,557</u>	<u>\$ 33,365,872</u>

LAFAYETTE CITY-PARISH CONSOLIDATED GOVERNMENT
Lafayette, Louisiana
Nonmajor Debt Service Fund
1961 Sales Tax Bonds Sinking Fund

Schedule of Revenues, Expenditures, and Changes in Fund Balance - Budget (GAAP Basis) and Actual
For the Year Ended October 31, 2020

	Original Budget	Final Budget	Actual	Variance with Final Budget Positive (Negative)
Revenues:				
Taxes -				
Sales and use	\$ 13,520,581	\$ 12,900,016	\$ 12,677,076	\$ (222,940)
Intergovernmental -				
Federal subsidy	110,729	110,729	55,720	(55,009)
Investment earnings	110,794	67,866	51,419	(16,447)
Total revenues	<u>13,742,104</u>	<u>13,078,611</u>	<u>12,784,215</u>	<u>(294,396)</u>
Expenditures:				
Debt service -				
Principal retirement	9,269,274	9,055,000	9,055,000	-
Interest and fiscal charges	4,632,830	4,632,830	4,610,968	21,862
Debt issuance cost	-	210,206	135,494	74,712
Total expenditures	<u>13,902,104</u>	<u>13,898,036</u>	<u>13,801,462</u>	<u>96,574</u>
Deficiency of revenues over expenditures	<u>(160,000)</u>	<u>(819,425)</u>	<u>(1,017,247)</u>	<u>(197,822)</u>
Other financing sources (uses):				
Issuance of refunding debt	-	10,740,000	10,740,000	-
Premium from issuance of refunding debt	-	630,556	630,556	-
Payment to escrow agent	-	(11,638,293)	(11,638,293)	-
Transfers in	160,000	160,000	1,021,848	861,848
Transfers out	-	-	(2,968)	(2,968)
Total other financing sources (uses)	<u>160,000</u>	<u>(107,737)</u>	<u>751,143</u>	<u>858,880</u>
Net change in fund balance	-	(927,162)	(266,104)	661,058
Fund balance, beginning	<u>6,837,668</u>	<u>6,837,668</u>	<u>6,837,668</u>	<u>-</u>
Fund balance, ending	<u>\$ 6,837,668</u>	<u>\$ 5,910,506</u>	<u>\$ 6,571,564</u>	<u>\$ 661,058</u>

LAFAYETTE CITY-PARISH CONSOLIDATED GOVERNMENT
Lafayette, Louisiana
Nonmajor Debt Service Fund
1961 Sales Tax Bonds Reserve Fund

Schedule of Revenues, Expenditures, and Changes in Fund Balance - Budget (GAAP Basis) and Actual
For the Year Ended October 31, 2020

	Original Budget	Final Budget	Actual	Variance with Final Budget Positive (Negative)
Revenues:				
Investment earnings	\$ 130,000	\$ 130,000	\$ 224,746	\$ 94,746
Expenditures	-	-	-	-
Excess of revenues over expenditures	<u>130,000</u>	<u>130,000</u>	<u>224,746</u>	<u>94,746</u>
Other financing sources (uses):				
Payment to escrow agent	-	(150,119)	(150,119)	-
Transfers in	-	-	20,000	20,000
Transfers out	<u>(130,000)</u>	<u>(1,182,285)</u>	<u>(1,396,399)</u>	<u>(214,114)</u>
Total other financing sources (uses)	<u>(130,000)</u>	<u>(1,332,404)</u>	<u>(1,526,518)</u>	<u>(194,114)</u>
Net change in fund balance	-	(1,202,404)	(1,301,772)	(99,368)
Fund balance, beginning	<u>9,470,210</u>	<u>9,470,210</u>	<u>9,470,210</u>	-
Fund balance, ending	<u>\$ 9,470,210</u>	<u>\$ 8,267,806</u>	<u>\$ 8,168,438</u>	<u>\$ (99,368)</u>

LAFAYETTE CITY-PARISH CONSOLIDATED GOVERNMENT
Lafayette, Louisiana
Nonmajor Debt Service Fund
1985 Sales Tax Bonds Sinking Fund

Schedule of Revenues, Expenditures, and Changes in Fund Balance - Budget (GAAP Basis) and Actual
For the Year Ended October 31, 2020

	Original Budget	Final Budget	Actual	Variance with Final Budget Positive (Negative)
Revenues:				
Taxes -				
Sales and use	\$ 12,161,929	\$ 11,084,410	\$ 10,855,703	\$ (228,707)
Investment earnings	93,177	67,287	53,184	(14,103)
Total revenues	12,255,106	11,151,697	10,908,887	(242,810)
Expenditures:				
Debt service -				
Principal retirement	8,335,000	8,335,000	8,335,000	-
Interest and fiscal charges	3,880,106	3,770,231	3,757,352	12,879
Debt issuance cost	-	101,698	74,205	27,493
Total expenditures	12,215,106	12,206,929	12,166,557	40,372
Excess (deficiency) of revenues over expenditures	40,000	(1,055,232)	(1,257,670)	(202,438)
Other financing sources (uses):				
Issuance of refunding debt	-	5,500,000	5,500,000	-
Payment to escrow agent	-	(5,651,554)	(5,651,554)	-
Transfers in	550,616	550,616	1,738,926	1,188,310
Transfers out	-	-	(419,702)	(419,702)
Total other financing sources (uses)	550,616	399,062	1,167,670	768,608
Net change in fund balance	590,616	(656,170)	(90,000)	566,170
Fund balance, beginning	4,180,500	4,180,500	4,180,500	-
Fund balance, ending	\$ 4,771,116	\$ 3,524,330	\$ 4,090,500	\$ 566,170

LAFAYETTE CITY-PARISH CONSOLIDATED GOVERNMENT
Lafayette, Louisiana
Nonmajor Debt Service Fund
1985 Sales Tax Bonds Reserve Fund

Schedule of Revenues, Expenditures, and Changes in Fund Balance - Budget (GAAP Basis) and Actual
For the Year Ended October 31, 2020

	Original Budget	Final Budget	Actual	Variance with Final Budget Positive (Negative)
Revenues:				
Investment earnings	\$ 80,000	\$ 80,000	\$ 117,360	\$ 37,360
Expenditures	-	-	-	-
Excess of revenues over expenditures	80,000	80,000	117,360	37,360
Other financing sources (uses):				
Payment to escrow agent	-	(14,421)	(14,421)	-
Transfers in	-	1,347,152	1,786,854	439,702
Transfers out	(80,000)	(80,000)	(188,864)	(108,864)
Total other financing sources (uses)	(80,000)	1,252,731	1,583,569	330,838
Net change in fund balance	-	1,332,731	1,700,929	368,198
Fund balance, beginning	6,021,824	6,021,824	6,021,824	-
Fund balance, ending	<u>\$ 6,021,824</u>	<u>\$ 7,354,555</u>	<u>\$ 7,722,753</u>	<u>\$ 368,198</u>

LAFAYETTE CITY-PARISH CONSOLIDATED GOVERNMENT
Lafayette, Louisiana
Nonmajor Debt Service Fund
Contingencies Sinking Fund

Schedule of Revenues, Expenditures, and Changes in Fund Balance - Budget (GAAP Basis) and Actual
For the Year Ended October 31, 2020

	Original Budget	Final Budget	Actual	Variance with Final Budget Positive (Negative)
Revenues:				
Taxes -				
Ad valorem	\$ 4,600,000	\$ 4,600,000	\$ 4,631,313	\$ 31,313
Investment earnings	122,000	122,000	89,195	(32,805)
Total revenues	<u>4,722,000</u>	<u>4,722,000</u>	<u>4,720,508</u>	<u>(1,492)</u>
Expenditures:				
Current -				
General government	167,440	169,022	169,022	-
Debt service -				
Principal retirement	3,405,000	3,405,000	3,405,000	-
Interest and fiscal charges	1,897,950	1,897,950	1,896,950	1,000
Total debt service	<u>5,302,950</u>	<u>5,302,950</u>	<u>5,301,950</u>	<u>1,000</u>
Total expenditures	<u>5,470,390</u>	<u>5,471,972</u>	<u>5,470,972</u>	<u>1,000</u>
Net change in fund balance	(748,390)	(749,972)	(750,464)	(492)
Fund balance, beginning	6,805,198	6,805,198	6,805,198	-
Fund balance, ending	<u>\$ 6,056,808</u>	<u>\$ 6,055,226</u>	<u>\$ 6,054,734</u>	<u>\$ (492)</u>

LAFAYETTE CITY-PARISH CONSOLIDATED GOVERNMENT
Lafayette, Louisiana
Nonmajor Debt Service Fund
Certificates of Indebtedness, Series 2011 Sinking Fund

Schedule of Revenues, Expenditures, and Changes in Fund Balance - Budget (GAAP Basis) and Actual
For the Year Ended October 31, 2020

	Original Budget	Final Budget	Actual	Variance with Final Budget Positive (Negative)
Revenues:				
Taxes -				
Sales and use	\$ 527,255	\$ 527,255	\$ 531,635	\$ 4,380
Investment earnings	4,800	4,800	3,063	(1,737)
Total revenues	532,055	532,055	534,698	2,643
Expenditures:				
Debt service -				
Principal retirement	410,000	410,000	410,000	-
Interest and fiscal charges	112,055	112,055	112,055	-
Total expenditures	522,055	522,055	522,055	-
Net change in fund balance	10,000	10,000	12,643	2,643
Fund balance, beginning	216,683	216,683	216,683	-
Fund balance, ending	\$ 226,683	\$ 226,683	\$ 229,326	\$ 2,643

LAFAYETTE CITY-PARISH CONSOLIDATED GOVERNMENT
Lafayette, Louisiana
Nonmajor Debt Service Fund
Limited Tax Refunding Bonds Sinking Fund

Schedule of Revenues, Expenditures, and Changes in Fund Balance - Budget (GAAP Basis) and Actual
For the Year Ended October 31, 2020

	Original Budget	Final Budget	Actual	Variance with Final Budget Positive (Negative)
Revenues:				
Investment earnings	\$ 17,500	\$ 17,500	\$ 14,031	\$ (3,469)
Expenditures:				
Debt service -				
Principal retirement	2,510,000	2,510,000	2,510,000	-
Interest and fiscal charges	942,725	495,443	495,443	-
Debt issuance costs	-	333,177	309,612	23,565
Total expenditures	3,452,725	3,338,620	3,315,055	23,565
Deficiency of revenues over expenditures	(3,435,225)	(3,321,120)	(3,301,024)	(27,034)
Other financing sources (uses):				
Proceeds from issuance of refunding debt	-	25,835,000	25,835,000	-
Payment to escrow agent	-	(25,501,824)	(25,501,824)	-
Transfers in	3,451,625	3,451,625	3,451,625	-
Total other financing sources (uses)	3,451,625	3,784,801	3,784,801	-
Net change in fund balance	16,400	463,681	483,777	(27,034)
Fund balance, beginning	44,780	44,780	44,780	-
Fund balance, ending	\$ 61,180	\$ 508,461	\$ 528,557	\$ (27,034)

**Nonmajor
Capital Projects Funds**

Nonmajor Governmental Funds

Capital Projects Funds

Capital Projects Funds are used to account for the acquisition and construction of major capital facilities other than those financed by proprietary funds.

1961 City Sales Tax Bond Construction Funds - these funds are to account for the proceeds from bond issues used to finance capital improvement projects within the City of Lafayette. These bond issues are secured and payable from a pledge and dedication of the proceeds of the 1961 City sales and use tax.

City Combined Bond Construction Fund – this fund is to account for the proceeds from bond issues used to finance capital improvement projects within the City of Lafayette. These bond issues are secured and payable from a pledge and dedication of the proceeds of either the 1961 City sales and use tax or the 1985 City sales and use tax.

Parish General Obligation Bond Construction Funds - these funds are to account for the proceeds from bond issues to finance capital infrastructure improvement projects within Lafayette Parish.

LAFAYETTE CITY-PARISH CONSOLIDATED GOVERNMENT
Lafayette, Louisiana

Combining Balance Sheet
Nonmajor Capital Projects Funds
October 31, 2020

	<u>1961 City Sales Tax Bond Construction</u>	<u>City Combined Bond Construction</u>	<u>Parish General Obligation Bond Construction</u>	<u>Total</u>
ASSETS				
Cash and interest-bearing deposits	\$ 3,197	\$ 10,333,713	\$ 1,293	\$ 10,338,203
Investments	15,860	51,804,523	6,484	51,826,867
Accrued interest receivable	80	263,095	33	263,208
Accounts receivable	-	1,439	-	1,439
Total assets	<u>\$ 19,137</u>	<u>\$ 62,402,770</u>	<u>\$ 7,810</u>	<u>\$ 62,429,717</u>
 LIABILITIES AND FUND BALANCES				
Liabilities:				
Contracts payable	\$ -	\$ 2,801,517	\$ -	\$ 2,801,517
Retainage payable	-	1,459,392	-	1,459,392
Due to other funds	<u>16</u>	<u>201,780</u>	<u>-</u>	<u>201,796</u>
Total liabilities	16	4,462,689	-	4,462,705
 Fund balances:				
Restricted -				
Capital expenditures	<u>19,121</u>	<u>57,940,081</u>	<u>7,810</u>	<u>57,967,012</u>
Total liabilities and fund balances	<u>\$ 19,137</u>	<u>\$ 62,402,770</u>	<u>\$ 7,810</u>	<u>\$ 62,429,717</u>

LAFAYETTE CITY-PARISH CONSOLIDATED GOVERNMENT
Lafayette, Louisiana

Combining Statement of Revenues, Expenditures, and Changes in Fund Balances
Nonmajor Capital Projects Funds
For the Year Ended October 31, 2020

	1961 City Sales Tax Bond Construction	City Combined Bond Construction	Parish General Obligation Bond Construction	Total
Revenues:				
Miscellaneous -				
Investment earnings	\$ 562	\$ 273,989	\$ 101	\$ 274,652
Other	-	333	-	333
Total revenues	<u>562</u>	<u>274,322</u>	<u>101</u>	<u>274,985</u>
Expenditures:				
Current -				
General government	-	174,780	-	174,780
Debt service -				
Debt issuance costs	-	564,280	-	564,280
Capital outlay	-	<u>18,919,594</u>	-	<u>18,919,594</u>
Total expenditures	<u>-</u>	<u>19,658,654</u>	<u>-</u>	<u>19,658,654</u>
Deficiency of revenues over expenditures	<u>562</u>	<u>(19,384,332)</u>	<u>101</u>	<u>(19,383,669)</u>
Other financing sources (uses):				
Issuance of debt	-	50,000,000	-	50,000,000
Premium from issuance of debt	-	9,672,871	-	9,672,871
Transfers in	-	1,052,285	-	1,052,285
Transfers out	<u>(1,891)</u>	<u>(1,347,152)</u>	<u>-</u>	<u>(1,349,043)</u>
Total other financing sources (uses)	<u>(1,891)</u>	<u>59,378,004</u>	<u>-</u>	<u>59,376,113</u>
Net change in fund balances	(1,329)	39,993,672	101	39,992,444
Fund balances, beginning	<u>20,450</u>	<u>17,946,409</u>	<u>7,709</u>	<u>17,974,568</u>
Fund balances, ending	<u>\$ 19,121</u>	<u>\$57,940,081</u>	<u>\$ 7,810</u>	<u>\$57,967,012</u>

LAFAYETTE CITY-PARISH CONSOLIDATED GOVERNMENT
Lafayette, Louisiana

Schedule of Expenditures Compared to Capital Budget
City Combined Bond Fund
For the Year Ended October 31, 2020

	Project Authorization	Expenditures		Balance of Incomplete Projects
		Prior Years	Current Year	
Street projects:				
Belle Fontaine Drive Extension	\$ 450,646	\$ 12,950	\$ -	\$ 437,696
BlueBird Dr Ext/Widening	549,498	50,837	-	498,661
Bridge Replacements	519,362	137,503	11,890	369,969
Camellia/Settlers Tr Turn Lane	1,000,000	25,842	12,813	961,345
CIDC, Lat 7-Curran/Dulles	499,956	4,934	318,701	176,321
Daigle Street Hard Surfacing	1,506,059	1,238,120	558	267,381
Downtown Sidewlks/Curbs/Ovrly	820,000	67,369	33,587	719,044
Duhon Road Widening	721,601	37,093	-	684,508
Dulles Drive Widening	10,434,611	472,615	3,150,790	6,811,206
E Pont Des Mouton Rd Wide Ph II	2,896,203	1,306,872	968	1,588,363
Frem Boustany Ext	3,726,270	786,832	1,785,429	1,154,009
Kaliste Saloom Widening	33,935,674	16,122,880	9,488,367	8,324,427
LA Ave Ext Ph IID (Marvw/G SW)	385,508	242,839	7,817	134,852
N Domingue-Dulles Roundabout	1,600,000	45,290	23,500	1,531,210
N St Antoine Ext-Pont Des Mtn	2,824,285	188,177	25,407	2,610,701
Pecan/Buick/Pine/Chestr Sdewlk	250,000	7,149	-	242,851
Pinhook/Kaliste Saloom Turn Lane	250,000	-	-	250,000
Polly Lane Extension	2,514,433	1,416,794	194,611	903,028
Robley Ext-SC Pkwy/Crestlawn	50,110	28,547	-	21,563
Simcoe Street Corridor Ph II	820,199	21,842	-	798,357
South City Park Extension	789,768	716,924	72,844	-
University Corridor Initiative	1,600,000	110,942	477,485	1,011,573
Vermilion Lat 4 Beaul/Settlers	1,184,762	746,139	9,597	429,026
Verot School - Pinhook/Vincent	27,324	6,308	-	21,016
W Willow St Widening	750,000	38,260	-	711,740
Pinhook/University Int Improv	200,000	-	-	200,000
N St Antoine Street Extension	9,600,000	-	-	9,600,000
Kaliste Saloom Widening	4,000,000	50,711	565,672	3,383,617
New River Oaks Pump Station	225,000	25,000	-	200,000
River Oaks Pump Station - New St	50,000	-	-	50,000
Downtown Street/Sidewalk PH III	500,000	-	-	500,000
Rue De Bel Ext PH2 (S/Duhon Rd)	587,660	-	1,274	586,386
	<u>85,268,929</u>	<u>23,908,769</u>	<u>16,181,310</u>	<u>45,178,850</u>

(continued)

LAFAYETTE CITY-PARISH CONSOLIDATED GOVERNMENT
Lafayette, Louisiana

Schedule of Expenditures Compared to Capital Budget
City Combined Bond Fund (Continued)
For the Year Ended October 31, 2020

	Project Authorization	Expenditures		Balance of Incomplete Projects
		Prior Years	Current Year	
Drainage project				
Bellefontaine Drainage	499,716	3,766	-	495,950
Concrete Coulee Renovations	1,867,691	524,858	8,612	1,334,221
Coulee Bend Improvements	1,651,739	163,503	192	1,488,044
Sunbeam Coulee Ph II	2,451,794	262,216	1,918,223	271,355
Walker Road Drainage	3,190,496	40,321	-	3,150,175
Storm Water Division	7,130,716	-	14,348	7,116,368
City Storm Water Diversion	746,864	-	-	746,864
	<u>17,539,016</u>	<u>994,664</u>	<u>1,941,375</u>	<u>14,602,977</u>
Park and Recreation				
Girard Park Improvements	300,000	131,922	125,893	42,185
Heymann Park Design	75,000	-	63	74,937
Neighborhood Park Freetown	1,000,000	418	21,847	977,735
Moore Park Improvements	103,660	3,660	100,000	-
Park Improvements - City Wide	318,381	28,647	189,388	100,346
Recreation Center Improvements	650,000	309,142	190,912	149,946
Tennis Facility Improvements	253,958	100,321	4,900	148,737
	<u>2,700,999</u>	<u>574,110</u>	<u>633,003</u>	<u>1,493,886</u>
Building project				
Comeaux Roof/Building Repair	500,000	328,071	109,415	62,514
Fire Station #3	1,700,000	3,765	54,491	1,641,744
	<u>2,200,000</u>	<u>331,836</u>	<u>163,906</u>	<u>1,704,258</u>
	<u>\$ 107,708,944</u>	<u>\$ 25,809,379</u>	<u>\$ 18,919,594</u>	<u>\$ 62,979,971</u>



Lafayette

CONSOLIDATED GOVERNMENT

Nonmajor Enterprise Funds

Nonmajor Enterprise Funds

Enterprise funds account for operations: (a) that are financed and operated in a manner similar to private business enterprises, where the intent of the governing body is that the costs (expenses, including depreciation) of providing goods or services to the general public on a continuing basis be financed or recovered primarily through user charges; or (b) where the governing body has decided that periodic determination of revenues earned, expenses incurred, and/or net income is appropriate for capital maintenance, public policy, management control, accountability, or other purposes.

Environmental Services Disposal Fund - this fund is to account for the revenues, expenses, and fixed assets associated with the operations of the Environmental Quality Division which consists of compost disposal, solid waste disposal and other environmental issues in Lafayette Parish.

CNG Service Station Fund - this fund is to account for the revenues and expenses associated with the operation and maintenance of the Compressed Natural Gas (CNG) service station which services both public and private vehicles.

LAFAYETTE CITY-PARISH CONSOLIDATED GOVERNMENT
Lafayette, Louisiana

Combining Statement of Net Position
Nonmajor Enterprise Funds
October 31, 2020
With Comparative Totals for October 31, 2019

	2020			2019
	Environmental Services Disposal	CNG Service Station	Total Nonmajor Enterprise Funds	
ASSETS				
CURRENT ASSETS				
Cash and interest-bearing deposits	\$ 830,815	\$ 88,757	\$ 919,572	\$ 767,593
Investments	3,982,804	444,951	4,427,755	3,287,382
Accounts receivable, net	2,042,640	-	2,042,640	1,857,865
Accrued interest receivable	20,227	2,260	22,487	13,492
Due from other funds	1,645,366	-	1,645,366	1,632,157
Total current assets	<u>8,521,852</u>	<u>535,968</u>	<u>9,057,820</u>	<u>7,558,489</u>
NONCURRENT ASSETS				
Capital assets:				
Land	3,147,688	-	3,147,688	3,147,688
Buildings and site improvements, net	89,487	-	89,487	95,302
Equipment, net	1,140,726	-	1,140,726	297,451
Total noncurrent assets	<u>4,377,901</u>	<u>-</u>	<u>4,377,901</u>	<u>3,540,441</u>
Total assets	<u>12,899,753</u>	<u>535,968</u>	<u>13,435,721</u>	<u>11,098,930</u>
DEFERRED OUTFLOWS OF RESOURCES				
Other postemployment benefits	17,362	-	17,362	13,773
Pensions	269,930	-	269,930	457,354
	<u>287,292</u>	<u>-</u>	<u>287,292</u>	<u>471,127</u>
LIABILITIES				
CURRENT LIABILITIES				
Accounts payable	2,226,760	13,200	2,239,960	1,145,483
Accrued salaries and benefits	70,957	-	70,957	57,798
Retainage payable	-	-	-	6,619
Compensated absences	77,477	-	77,477	55,349
Due to other funds	-	-	-	112
Total current liabilities	<u>2,375,194</u>	<u>13,200</u>	<u>2,388,394</u>	<u>1,265,361</u>
NONCURRENT LIABILITIES				
Compensated absences	144,322	-	144,322	186,636
Other postemployment benefits	80,697	-	80,697	86,668
Net pension liability	912,295	-	912,295	1,235,893
Total noncurrent liabilities	<u>1,137,314</u>	<u>-</u>	<u>1,137,314</u>	<u>1,509,197</u>
Total liabilities	<u>3,512,508</u>	<u>13,200</u>	<u>3,525,708</u>	<u>2,774,558</u>
DEFERRED INFLOWS OF RESOURCES				
Other postemployment benefits	5,165	-	5,165	7,986
Pensions	176,417	-	176,417	47,033
Total deferred inflows of resources	<u>181,582</u>	<u>-</u>	<u>181,582</u>	<u>55,019</u>
NET POSITION				
Net investment in capital assets	4,377,901	-	4,377,901	3,540,441
Unrestricted	5,115,054	522,768	5,637,822	5,200,039
Total net position	<u>\$ 9,492,955</u>	<u>\$ 522,768</u>	<u>\$ 10,015,723</u>	<u>\$ 8,740,480</u>

LAFAYETTE CITY-PARISH CONSOLIDATED GOVERNMENT
Lafayette, Louisiana

Combining Statement of Revenues, Expenses, and Changes in Fund Net Position
Nonmajor Enterprise Funds
For the Year Ended October 31, 2020
With Comparative Actual Amounts for the Year Ended October 31, 2019

	2020			2019
	Environmental Services Disposal	CNG Service Station	Total Nonmajor Enterprise Funds	
Operating revenues:				
Charges for services	\$ 16,496,574	\$ 233,572	\$ 16,730,146	\$ 16,559,221
Miscellaneous	337,757	-	337,757	284,239
Total operating revenues	<u>16,834,331</u>	<u>233,572</u>	<u>17,067,903</u>	<u>16,843,460</u>
Operating expenses:				
Production, collection and cost of services	14,819,206	96,752	14,915,958	15,048,894
Administrative and general	725,341	65,801	791,142	918,160
Depreciation	153,153	-	153,153	126,415
Total operating expenses	<u>15,697,700</u>	<u>162,553</u>	<u>15,860,253</u>	<u>16,093,469</u>
Operating income	<u>1,136,631</u>	<u>71,019</u>	<u>1,207,650</u>	<u>749,991</u>
Nonoperating revenues:				
Investment earnings	51,343	6,305	57,648	90,267
Gain on disposal of capital assets	3,518	-	3,518	-
Non-employer pension contributions	20,436	-	20,436	19,653
Total nonoperating revenues	<u>75,297</u>	<u>6,305</u>	<u>81,602</u>	<u>109,920</u>
Income before transfers	1,211,928	77,324	1,289,252	859,911
Transfers in	206	-	206	-
Transfers out	<u>(14,215)</u>	<u>-</u>	<u>(14,215)</u>	<u>-</u>
Change in net position	1,197,919	77,324	1,275,243	859,911
Net position, beginning	<u>8,295,036</u>	<u>445,444</u>	<u>8,740,480</u>	<u>7,880,569</u>
Net position, ending	<u>\$ 9,492,955</u>	<u>\$ 522,768</u>	<u>\$ 10,015,723</u>	<u>\$ 8,740,480</u>

LAFAYETTE CITY-PARISH CONSOLIDATED GOVERNMENT
Lafayette, Louisiana

Combining Statement of Cash Flows
Nonmajor Enterprise Funds
For the Year Ended October 31, 2020

With Comparative Actual Amounts for the Year Ended October 31, 2019

	2020			2019
	Environmental Services Disposal	CNG Service Station	Total Nonmajor Enterprise Funds	
Cash flows from operating activities:				
Receipts from customers	\$ 16,311,799	\$ 233,572	\$ 16,545,371	\$ 16,395,213
Payments to suppliers for goods and services	(13,154,187)	(171,828)	(13,326,015)	(14,467,711)
Payments to employees and for employee related costs	(1,305,688)	-	(1,305,688)	(1,365,400)
Other receipts	337,757	-	337,757	284,239
Net cash provided by operating activities	<u>2,189,681</u>	<u>61,744</u>	<u>2,251,425</u>	<u>846,341</u>
Cash flows from noncapital financing activities:				
Transfers out	<u>(14,215)</u>	<u>-</u>	<u>(14,215)</u>	<u>-</u>
Cash flows from capital and related financing activities:				
Purchase of capital assets	<u>(993,508)</u>	<u>-</u>	<u>(993,508)</u>	<u>(29,084)</u>
Cash flows from investing activities:				
Interest earnings	46,252	6,105	52,357	75,152
Purchases of investments	<u>(1,079,386)</u>	<u>(64,694)</u>	<u>(1,144,080)</u>	<u>(865,957)</u>
Net cash used by investing activities	<u>(1,033,134)</u>	<u>(58,589)</u>	<u>(1,091,723)</u>	<u>(790,805)</u>
Net increase in cash and cash equivalents	148,824	3,155	151,979	26,452
Balances, beginning of the year	<u>681,991</u>	<u>85,602</u>	<u>767,593</u>	<u>741,141</u>
Balances, end of the year	<u>\$ 830,815</u>	<u>\$ 88,757</u>	<u>\$ 919,572</u>	<u>\$ 767,593</u>
Reconciliation of operating income to net cash provided by operating activities:				
Operating income	\$ 1,136,631	\$ 71,019	\$ 1,207,650	\$ 749,991
Adjustments to reconcile operating income to net cash provided by operating activities:				
Depreciation	153,153	-	153,153	126,415
Provision for bad debts	203,969	-	203,969	330,450
Pension expense	13,648	-	13,648	157,103
OPEB expense	(12,380)	-	(12,380)	(19,046)
Change in assets and liabilities:				
Receivables	(388,744)	-	(388,744)	(494,458)
Accounts and other payables	1,116,911	(9,275)	1,107,636	9,039
Due from/to other funds	(13,321)	-	(13,321)	(29,435)
Compensated absences	(20,186)	-	(20,186)	16,282
Net cash provided by operating activities	<u>\$ 2,189,681</u>	<u>\$ 61,744</u>	<u>\$ 2,251,425</u>	<u>\$ 846,341</u>
Noncash investing, capital and financing activities:				
Gain on disposal of capital assets	<u>\$ 3,518</u>	<u>\$ -</u>	<u>\$ 3,518</u>	<u>\$ -</u>
Increase (decrease) in fair value of investments	<u>\$ (3,207)</u>	<u>\$ (497)</u>	<u>\$ (3,704)</u>	<u>\$ 11,417</u>

Internal Service Funds

Internal Service Funds

Internal Service funds account for the financing of goods or services provided by one department or agency to other department or agencies of the governmental unit, or to other governmental units, on a cost-reimbursement basis.

Central Vehicle Maintenance Fund – this fund manages, maintains, and repairs LCG fleet vehicles consisting predominately of City buses, public safety vehicles, and various heavy equipment.

Central Printing Fund - this fund is to account for revenues received for performing printing and binding services for departments and outside entities.

Self-Insurance Fund - this fund is also called the Risk Management Fund. This fund is used to account for self-insurance activities involving property damage, worker's compensation, and general liability claims.

Group Hospitalization Fund - this fund is used to account for self-insurance activities involving medical care claims and payment of insurance premiums by LCG's employees, retirees, and dependents.

LAFAYETTE CITY-PARISH CONSOLIDATED GOVERNMENT
Lafayette, Louisiana

Combining Statement of Net Position
Internal Service Funds
October 31, 2020

	Central Vehicle Maintenance	Central Printing	Self- Insurance	Group Hospital- ization	Total
ASSETS					
CURRENT ASSETS					
Cash and interest-bearing deposits	\$ 46,610	\$ -	\$ 751,352	\$ 3,986,655	\$ 4,784,617
Investments	233,664	-	3,766,643	19,270,394	23,270,701
Accounts receivable, net	833	-	47,485	432,203	480,521
Accrued interest receivable	1,187	-	19,129	97,867	118,183
Due from other funds	721	11	2,673	75,000	78,405
Inventories, net	422,689	-	-	-	422,689
Prepaid items	-	15,232	250,000	-	265,232
Total current assets	<u>705,704</u>	<u>15,243</u>	<u>4,837,282</u>	<u>23,862,119</u>	<u>29,420,348</u>
NONCURRENT ASSETS					
Capital assets:					
Buildings, net	97,075	-	-	-	97,075
Equipment, net	444,267	9,499	-	-	453,766
Total noncurrent assets	<u>541,342</u>	<u>9,499</u>	<u>-</u>	<u>-</u>	<u>550,841</u>
Total assets	<u>\$ 1,247,046</u>	<u>\$ 24,742</u>	<u>\$ 4,837,282</u>	<u>\$ 23,862,119</u>	<u>\$ 29,971,189</u>
CURRENT LIABILITIES					
Cash overdraft	\$ -	\$ 11,488	\$ -	\$ -	\$ 11,488
Accounts payable	178,969	-	229,935	19,993	428,897
Accrued salaries and benefits	59,110	-	-	4,781	63,891
Other payables	-	15,054	-	13,761	28,815
Due to other funds	1,000	-	81,039	-	82,039
Unpaid claims liability	-	-	4,817,753	1,525,107	6,342,860
Compensated absences	106,925	-	-	-	106,925
Total current liabilities	<u>346,004</u>	<u>26,542</u>	<u>5,128,727</u>	<u>1,563,642</u>	<u>7,064,915</u>
NONCURRENT LIABILITIES					
Claims payable	-	-	10,633,591	-	10,633,591
Total liabilities	<u>346,004</u>	<u>26,542</u>	<u>15,762,318</u>	<u>1,563,642</u>	<u>17,698,506</u>
NET POSITION					
Net investment in capital assets	541,342	9,499	-	-	550,841
Unrestricted (deficit)	359,700	(11,299)	(10,925,036)	22,298,477	11,721,842
Total net position (deficit)	<u>901,042</u>	<u>(1,800)</u>	<u>(10,925,036)</u>	<u>22,298,477</u>	<u>12,272,683</u>
Total liabilities and net position	<u>\$ 1,247,046</u>	<u>\$ 24,742</u>	<u>\$ 4,837,282</u>	<u>\$ 23,862,119</u>	<u>\$ 29,971,189</u>

LAFAYETTE CITY-PARISH CONSOLIDATED GOVERNMENT
Lafayette, Louisiana

Combining Statement of Revenues, Expenses, and Changes in Fund Net Position
Internal Service Funds
For the Year Ended October 31, 2020

	Central Vehicle Maintenance	Central Printing	Self- Insurance	Group Hospital- ization	Total
Operating revenues:					
Charges for services	\$ 6,395,889	\$ 694	\$ 7,434,734	\$ 22,694,513	\$ 36,525,830
Miscellaneous	<u>5,744</u>	<u>25</u>	<u>611,467</u>	<u>1,385,586</u>	<u>2,002,822</u>
Total operating revenues	<u>6,401,633</u>	<u>719</u>	<u>8,046,201</u>	<u>24,080,099</u>	<u>38,528,652</u>
Operating expenses:					
Cost of services rendered	6,874,596	694	10,886,545	20,561,859	38,323,694
Depreciation	<u>72,672</u>	<u>1,825</u>	<u>-</u>	<u>-</u>	<u>74,497</u>
Total operating expenses	<u>6,947,268</u>	<u>2,519</u>	<u>10,886,545</u>	<u>20,561,859</u>	<u>38,398,191</u>
Operating income (loss)	<u>(545,635)</u>	<u>(1,800)</u>	<u>(2,840,344)</u>	<u>3,518,240</u>	<u>130,461</u>
Nonoperating revenues (expenses):					
Investment earnings	2,864	-	35,373	398,119	436,356
Gain (loss) on sale/disposal of assets	<u>19,504</u>	<u>-</u>	<u>-</u>	<u>-</u>	<u>19,504</u>
Total nonoperating revenues (expenses)	<u>22,368</u>	<u>-</u>	<u>35,373</u>	<u>398,119</u>	<u>455,860</u>
Income (loss) before transfers	(523,267)	(1,800)	(2,804,971)	3,916,359	586,321
Transfers in	<u>491</u>	<u>-</u>	<u>-</u>	<u>-</u>	<u>491</u>
Change in net position	(522,776)	(1,800)	(2,804,971)	3,916,359	586,812
Net position (deficit), beginning	<u>1,423,818</u>	<u>-</u>	<u>(8,120,065)</u>	<u>18,382,118</u>	<u>11,685,871</u>
Net position (deficit), ending	<u>\$ 901,042</u>	<u>\$ (1,800)</u>	<u>\$ (10,925,036)</u>	<u>\$ 22,298,477</u>	<u>\$ 12,272,683</u>

LAFAYETTE CITY-PARISH CONSOLIDATED GOVERNMENT
Lafayette, Louisiana

Combining Statement of Cash Flows
Internal Service Funds
For the Year Ended October 31, 2020

	Central Vehicle Maintenance	Central Printing	Self- Insurance	Group Hospital- ization	Total
Cash flows from operating activities:					
Receipts from customers	\$ 6,395,188	\$ 135,422	\$ -	\$ -	\$ 6,530,610
Receipts from insured	-	-	7,404,864	22,870,146	30,275,010
Payments to suppliers for goods and services	(4,684,614)	(694)	(3,907,701)	(3,821,634)	(12,414,643)
Payments to employees and for employee related costs	(2,245,823)	-	-	(261,724)	(2,507,547)
Payments for claims	-	-	(2,816,687)	(17,303,264)	(20,119,951)
Other receipts	5,744	25	611,467	1,385,586	2,002,822
Net cash provided (used) by operating activities	<u>(529,505)</u>	<u>134,753</u>	<u>1,291,943</u>	<u>2,869,110</u>	<u>3,766,301</u>
Cash flows from noncapital financing activities:					
Decrease in cash overdraft	-	(134,753)	-	-	(134,753)
Cash flows from capital and related financing activities:					
Purchase of capital assets	(232,631)	-	-	-	(232,631)
Cash flows from investing activities:					
Interest earnings	7,010	-	29,658	388,479	425,147
Sales (purchases) of investments	611,343	-	(1,157,456)	(2,946,212)	(3,492,325)
Net cash provided (used) by investing activities	<u>618,353</u>	<u>-</u>	<u>(1,127,798)</u>	<u>(2,557,733)</u>	<u>(3,067,178)</u>
Net increase (decrease) in cash and cash equivalents	(143,783)	-	164,145	311,377	331,739
Balances, beginning of the year	190,393	-	587,207	3,675,278	4,452,878
Balances, end of the year	<u>\$ 46,610</u>	<u>\$ -</u>	<u>\$ 751,352</u>	<u>\$ 3,986,655</u>	<u>\$ 4,784,617</u>
Reconciliation of operating income (loss) to net cash provided (used) by operating activities:					
Operating income (loss)	\$ (545,635)	\$ (1,800)	\$ (2,840,344)	\$ 3,518,240	\$ 130,461
Adjustments to reconcile operating income (loss) to net cash provided (used) by operating activities:					
Depreciation	72,672	1,825	-	-	74,497
Change in assets and liabilities:					
Receivables	(701)	-	(29,870)	175,633	145,062
Inventories	(20,135)	-	-	-	(20,135)
Prepaid items	-	12,361	(75,000)	-	(62,639)
Accounts and other payables	(49,588)	15,054	4,158,947	(758,783)	3,365,630
Unearned revenue	-	-	-	(3,268)	(3,268)
Due from/to other funds	(260)	107,313	78,210	(62,712)	122,551
Compensated absences	14,142	-	-	-	14,142
Net cash provided (used) by operating activities	<u>\$ (529,505)</u>	<u>\$ 134,753</u>	<u>\$ 1,291,943</u>	<u>\$ 2,869,110</u>	<u>\$ 3,766,301</u>
Noncash investing, capital and financing activities:					
Decrease in fair value of investments	\$ (1,857)	\$ -	\$ (2,695)	\$ (21,146)	\$ (25,698)
Gain on disposal of capital assets	<u>\$ 19,504</u>	<u>\$ -</u>	<u>\$ -</u>	<u>\$ -</u>	<u>\$ 19,504</u>

Fiduciary Funds

Fiduciary Funds

Agency funds are used to account for short-term custodial collections on resources on behalf of another individual, entity, or government.

Property Tax Escrow Fund - this fund accounts for proceeds of ad valorem taxes assessed by the City that were paid under protest by the taxpayer.

Civil Court Operating Fund - this fund accounts for the monies held (bonds posted) by plaintiffs to cover estimated court costs in connection with civil and criminal suits. Any monies remaining after settlement of the suits are refunded to the plaintiffs.

Court Cost Bond Fund - this fund accounts for the monies held (bonds posted) by plaintiffs to cover estimated court costs in connection with civil and criminal suits. Any monies remaining after settlement of the suits are refunded to the plaintiffs.

LAFAYETTE CITY-PARISH CONSOLIDATED GOVERNMENT
Lafayette, Louisiana

Combining Statement of Assets and Liabilities
Agency Funds
October 31, 2020

	Property Tax Escrow Fund	Civil Court Operating Fund	Court Cost Bond Fund	Total
ASSETS				
Cash and interest-bearing deposits	\$ 8,834	\$ 1,117,126	\$ 119,297	\$ 1,245,257
Investments	44,288	-	-	44,288
Accrued interest receivable	225	-	-	225
Total assets	<u>\$ 53,347</u>	<u>\$ 1,117,126</u>	<u>\$ 119,297</u>	<u>\$ 1,289,770</u>
LIABILITIES				
Accounts payable	\$ -	\$ 13,806	\$ -	\$ 13,806
Other payables	53,347	1,103,320	119,297	1,275,964
Total liabilities	<u>\$ 53,347</u>	<u>\$ 1,117,126</u>	<u>\$ 119,297</u>	<u>\$ 1,289,770</u>

LAFAYETTE CITY-PARISH CONSOLIDATED GOVERNMENT
Lafayette, Louisiana

Combining Statement of Changes in Assets and Liabilities
Agency Funds
For the Year Ended October 31, 2020

	Balance November 1, 2019	Additions	Deductions	Balance October 31, 2020
<u>Property Tax Escrow:</u>				
ASSETS				
Cash and interest-bearing deposits	\$ 9,129	\$ -	\$ 295	\$ 8,834
Investments	40,604	3,684	-	44,288
Accrued interest receivable	167	225	167	225
Total assets	<u>\$ 49,900</u>	<u>\$ 3,909</u>	<u>\$ 462</u>	<u>\$ 53,347</u>
LIABILITIES				
Other payables	<u>\$ 49,900</u>	<u>\$ 3,909</u>	<u>\$ 462</u>	<u>\$ 53,347</u>
<u>Civil Court Operating fund:</u>				
ASSETS				
Cash and interest-bearing deposits	<u>\$ 1,576,284</u>	<u>\$ 576,090</u>	<u>\$ 1,035,248</u>	<u>\$ 1,117,126</u>
LIABILITIES				
Accounts payable	\$ 23,386	\$ 13,806	\$ 23,386	\$ 13,806
Other payables	1,552,898	576,090	1,025,668	1,103,320
Total liabilities	<u>\$ 1,576,284</u>	<u>\$ 589,896</u>	<u>\$ 1,049,054</u>	<u>\$ 1,117,126</u>
<u>Court Cost Bond Fund:</u>				
ASSETS				
Cash and interest-bearing deposits	<u>\$ 135,507</u>	<u>\$ 2,227,977</u>	<u>\$ 2,244,187</u>	<u>\$ 119,297</u>
LIABILITIES				
Other payables	<u>\$ 135,507</u>	<u>\$ 2,227,977</u>	<u>\$ 2,244,187</u>	<u>\$ 119,297</u>
<u>Totals - All Agency Funds:</u>				
ASSETS				
Cash and interest-bearing deposits	\$ 1,720,920	\$ 2,804,067	\$ 3,279,730	\$ 1,245,257
Investments	40,604	3,684	-	44,288
Accrued interest receivable	167	225	167	225
Total assets	<u>\$ 1,761,691</u>	<u>\$ 2,807,976</u>	<u>\$ 3,279,897</u>	<u>\$ 1,289,770</u>
LIABILITIES				
Accounts payable	\$ 23,386	\$ 13,806	\$ 23,386	\$ 13,806
Other payables	1,738,305	2,807,976	3,270,317	1,275,964
Total liabilities	<u>\$ 1,761,691</u>	<u>\$ 2,821,782</u>	<u>\$ 3,293,703</u>	<u>\$ 1,289,770</u>



Lafayette

CONSOLIDATED GOVERNMENT

**Nonmajor
Discretely Presented
Component Units**

LAFAYETTE CITY-PARISH CONSOLIDATED GOVERNMENT
Lafayette, Louisiana

Combining Statement of Net Position - Nonmajor Discretely Presented Component Units
October 31, 2020

	Downtown Development Authority	Firemen's Pension and Relief Fund	Police Pension and Relief Fund
ASSETS			
CURRENT ASSETS:			
Cash and interest-bearing deposits	\$ 180,712	\$ -	\$ -
Investments	799,111	-	-
Accounts receivable, net	26,880	-	-
Due from primary government	-	-	-
Due from other governmental agencies	424,141	-	-
Inventories	-	-	-
Prepaid items	-	-	-
Total current assets	1,430,844	-	-
NONCURRENT ASSETS:			
Restricted cash and interest-bearing deposits	-	-	-
Capital assets:	-	-	-
Non-depreciable	21,000	-	-
Depreciable, net	4,407	-	-
Total noncurrent assets	25,407	-	-
Total assets	1,456,251	-	-
DEFERRED OUTFLOWS OF RESOURCES			
Deferred loss on bond refunding	-	-	-
Other post-employment benefits	-	-	-
Pensions	125,522	-	-
Total deferred outflows of resources	125,522	-	-
LIABILITIES			
CURRENT LIABILITIES:			
Accounts and other payables	23,653	-	-
Due to primary government	-	-	-
Due to other governmental agencies	-	-	-
Unearned revenue	-	-	-
Deposits	-	-	-
Current portion of long-term liabilities-			
Compensated absences	3,771	-	-
Bonds payable	-	-	-
Total current liabilities	27,424	-	-
NONCURRENT LIABILITIES:			
Noncurrent portion of long-term liabilities-			
Compensated absences	-	-	-
Bonds payable	-	-	-
Other post-employment benefits	-	-	-
Net pension liability	137,689	-	-
Total noncurrent liabilities	137,689	-	-
Total liabilities	165,113	-	-
DEFERRED INFLOWS OF RESOURCES			
Property taxes	-	-	-
Other post-employment benefits	-	-	-
Pensions	9,311	-	-
Total deferred inflows of resources	9,311	-	-
NET POSITION			
Net investment in capital assets	25,407	-	-
Restricted for (Note 21):			
Capital projects	-	-	-
Debt service	-	-	-
External legal constraints/programs	-	-	-
Unrestricted (deficit)	1,381,942	-	-
Total net position	\$ 1,407,349	\$ -	\$ -

City Court of Lafayette	Lafayette Parish Waterworks District North	Lafayette Parish Waterworks District South	Lafayette Parish Bayou Vermilion District	Lafayette Parish Communication District	Total
\$ 4,080,017	\$ 1,291,161	\$ 434,912	\$ 3,106,789	\$ 9,785,986	\$ 18,879,577
-	-	-	-	-	799,111
25,856	437,461	292,600	202,347	417,198	1,402,342
-	-	-	-	6,722	6,722
-	-	-	1,707,439	-	2,131,580
-	-	119,130	33,843	-	152,973
-	34,530	2,697	30,102	34,490	101,819
<u>4,105,873</u>	<u>1,763,152</u>	<u>849,339</u>	<u>5,080,520</u>	<u>10,244,396</u>	<u>23,474,124</u>
-	1,984,136	1,867,061	-	-	3,851,197
-	1,424,211	773,102	146,000	11,885,716	14,250,029
<u>2,125,231</u>	<u>5,844,512</u>	<u>7,736,856</u>	<u>2,757,301</u>	<u>4,095,408</u>	<u>22,563,715</u>
<u>2,125,231</u>	<u>9,252,859</u>	<u>10,377,019</u>	<u>2,903,301</u>	<u>15,981,124</u>	<u>40,664,941</u>
<u>6,231,104</u>	<u>11,016,011</u>	<u>11,226,358</u>	<u>7,983,821</u>	<u>26,225,520</u>	<u>64,139,065</u>
-	-	3,660	-	-	3,660
-	-	-	-	35,561	35,561
-	-	-	406,969	348,895	881,386
-	-	3,660	406,969	384,456	920,607
7,233	727,823	150,729	133,470	1,714,227	2,757,135
-	-	-	-	38,960	38,960
-	-	-	9,538	-	9,538
-	-	-	19,956	24,797	44,753
-	159,990	58,225	-	-	218,215
-	-	-	-	-	3,771
-	382,000	448,000	140,000	-	970,000
<u>7,233</u>	<u>1,269,813</u>	<u>656,954</u>	<u>302,964</u>	<u>1,777,984</u>	<u>4,042,372</u>
-	-	-	50,358	420,952	471,310
-	2,223,605	2,755,000	3,588,807	-	8,567,412
-	-	-	-	128,217	128,217
-	-	-	367,341	12,234	517,264
-	2,223,605	2,755,000	4,006,506	561,403	9,684,203
<u>7,233</u>	<u>3,493,418</u>	<u>3,411,954</u>	<u>4,309,470</u>	<u>2,339,387</u>	<u>13,726,575</u>
-	-	-	2,162,040	-	2,162,040
-	-	-	-	19,298	19,298
-	-	-	22,379	583,092	614,782
-	-	-	2,184,419	602,390	2,796,120
2,125,231	5,045,118	6,195,749	2,903,301	15,981,124	32,275,930
-	-	-	1,267,209	-	1,267,209
-	1,262,220	970,198	597,665	-	2,830,083
607,346	-	-	-	-	607,346
<u>3,491,294</u>	<u>1,215,255</u>	<u>652,117</u>	<u>(2,871,274)</u>	<u>7,687,075</u>	<u>11,556,409</u>
<u>\$ 6,223,871</u>	<u>\$ 7,522,593</u>	<u>\$ 7,818,064</u>	<u>\$ 1,896,901</u>	<u>\$ 23,668,199</u>	<u>\$ 48,536,977</u>

LAFAYETTE CITY-PARISH CONSOLIDATED GOVERNMENT
Lafayette, Louisiana

Combining Statement of Activities - Nonmajor Discretely Presented Component Units
For the Year Ended October 31, 2020

	Downtown Development Authority	Firemen's Pension and Relief Fund	Police Pension and Relief Fund
Expenses	<u>\$ 508,677</u>	<u>\$ 452,151</u>	<u>\$ 422,656</u>
Program revenues:			
Charges for services	-	-	-
Operating grants and contributions	5,000	452,151	422,656
Capital grants and contributions	-	-	-
Total program revenues	<u>5,000</u>	<u>452,151</u>	<u>422,656</u>
Net program revenues (expenses)	<u>(503,677)</u>	<u>-</u>	<u>-</u>
General revenues:			
Taxes-			
Property	444,058	-	-
Non-employer pension contributions	2,371	-	-
Investment earnings	25,566	-	-
Miscellaneous	4,570	-	-
Total general revenues	<u>476,565</u>	<u>-</u>	<u>-</u>
Change in net position	(27,112)	-	-
Net position, beginning as restated	<u>1,434,461</u>	<u>-</u>	<u>-</u>
Net position, ending	<u>\$ 1,407,349</u>	<u>\$ -</u>	<u>\$ -</u>

<u>City Court of Lafayette</u>	<u>Lafayette Parish Waterworks District North</u>	<u>Lafayette Parish Waterworks District South</u>	<u>Lafayette Parish Bayou Vermilion District</u>	<u>Lafayette Parish Communication District</u>	<u>Total</u>
<u>\$ 3,471,911</u>	<u>\$ 4,011,168</u>	<u>\$ 2,207,856</u>	<u>\$ 3,576,280</u>	<u>\$ 3,758,892</u>	<u>\$ 18,409,591</u>
430,298	4,388,018	2,246,223	881,964	4,807,011	12,753,514
2,660,534	-	-	298,669	243,398	4,082,408
-	-	90,600	-	111,404	202,004
<u>3,090,832</u>	<u>4,388,018</u>	<u>2,336,823</u>	<u>1,180,633</u>	<u>5,161,813</u>	<u>17,037,926</u>
<u>(381,079)</u>	<u>376,850</u>	<u>128,967</u>	<u>(2,395,647)</u>	<u>1,402,921</u>	<u>(1,371,665)</u>
-	-	-	2,079,611	-	2,523,669
-	-	-	6,325	21,031	29,727
14,041	1,415	41,987	85,050	190,278	358,337
<u>12,623</u>	<u>14,084</u>	<u>106,514</u>	<u>75,869</u>	<u>53,695</u>	<u>267,355</u>
<u>26,664</u>	<u>15,499</u>	<u>148,501</u>	<u>2,246,855</u>	<u>265,004</u>	<u>3,179,088</u>
<u>(354,415)</u>	<u>392,349</u>	<u>277,468</u>	<u>(148,792)</u>	<u>1,667,925</u>	<u>1,807,423</u>
<u>6,578,286</u>	<u>7,130,244</u>	<u>7,540,596</u>	<u>2,045,693</u>	<u>22,000,274</u>	<u>46,729,554</u>
<u>\$ 6,223,871</u>	<u>\$ 7,522,593</u>	<u>\$ 7,818,064</u>	<u>\$ 1,896,901</u>	<u>\$ 23,668,199</u>	<u>\$ 48,536,977</u>



Lafayette

CONSOLIDATED GOVERNMENT

LAFAYETTE CITY-PARISH CONSOLIDATED GOVERNMENT
Lafayette, Louisiana

Statement of Revenues, Expenses, and Changes in
Fund Net Position
Utilities System Fund
For the Year Ended October 31, 2020

	Electric	Water	Sewer	Total
Operating revenues:				
General customers	\$ 90,737,619	\$ 13,896,344	\$ 28,622,534	\$ 133,256,497
Municipality	994,637	124,374	118,671	1,237,682
Sales to other public utilities	157,404	-	-	157,404
Other sales to public authorities	4,658,430	6,803,465	1,092,977	12,554,872
Interdepartmental sales	1,488,174	75,842	27,044	1,591,060
Fuel clause adjustment	65,117,850	-	-	65,117,850
Miscellaneous	<u>2,237,540</u>	<u>306,158</u>	<u>535,281</u>	<u>3,078,979</u>
Total operating revenues	<u>165,391,654</u>	<u>21,206,183</u>	<u>30,396,507</u>	<u>216,994,344</u>
Operating expenses:				
Production and collection	77,653,927	5,008,674	4,888,521	87,551,122
Distributions and treatment	19,428,377	2,098,086	6,253,827	27,780,290
Customers' accounting and collecting	2,742,847	1,295,339	1,318,028	5,356,214
Administrative and general	12,219,098	4,757,007	5,834,810	22,810,915
Transfers to City in lieu of taxes	18,260,089	2,586,902	3,832,720	24,679,711
Amortization of utilities plant acquisition adjustments	488,306	-	-	488,306
Depreciation	<u>14,914,001</u>	<u>4,316,305</u>	<u>5,959,392</u>	<u>25,189,698</u>
Total operating expenses	<u>145,706,645</u>	<u>20,062,313</u>	<u>28,087,298</u>	<u>193,856,256</u>
Operating income	<u>\$ 19,685,009</u>	<u>\$ 1,143,870</u>	<u>\$ 2,309,209</u>	<u>23,138,088</u>
Nonoperating revenues (expenses):				
Investment earnings				2,765,235
Interest expense				(11,185,834)
Amortization of debt premiums and loss on refundings, net				2,271,153
Loss on disposal of assets				(290,397)
Federal grant revenue				4,295,576
Hurricane/flood expenses				(5,667,070)
Non-employer pension contributions				580,344
Other, net				<u>200,856</u>
Total nonoperating revenues (expenses)				<u>(7,030,137)</u>
Income before contributions and transfers				16,107,951
Capital contributions				140,856
Transfers in				<u>34,771</u>
Change in net position				16,283,578
Net position, beginning				<u>540,705,447</u>
Net position, ending				<u>\$ 556,989,025</u>



Lafayette

CONSOLIDATED GOVERNMENT

**Statistical Section
(Unaudited)**

LAFAYETTE CITY-PARISH CONSOLIDATED GOVERNMENT
LAFAYETTE, LOUISIANA

STATISTICAL SECTION INDEX
(Unaudited)

This part of Lafayette Consolidated Government's Comprehensive Annual Financial Report presents detailed information as a context for understanding what the information in the Financial Statements, Note Disclosures, Required Supplementary Information, and Other Supplementary Information says about the City-Parish's overall financial health.

<u>Contents</u>	<u>Pages</u>	<u>Tables</u>
Financial Trends		
These schedules contain trend information to help the reader understand how the City-Parish's financial performance and well-being has changed over time.	230-243	1-6
Revenue Capacity		
These schedules contain information to help the reader assess the City-Parish's most significant local revenue sources; the sales tax, as well as the property tax.	244-255	7-15
Debt Capacity		
These schedules contain information to help the reader assess the affordability of the City-Parish's current levels of outstanding debt and the City-Parish's ability to issue additional debt in the future.	256-264	16-23
Demographic and Economic Information		
These schedules offer demographic and economic indicators to help the reader understand the environment within which Lafayette Consolidated Government's financial activities take place.	265-266	24-25
Operating Information		
These schedules contain service and infrastructure data to help the reader understand how the information in the City-Parish's financial report relates to the services that the City-Parish provides and the activities it performs.	267-272	26-29

Sources: Unless otherwise noted, the information in these schedules is derived from the annual financial reports for fiscal years 2011-2012 and the Comprehensive Annual Financial Reports for fiscal years 2013-2020.

LAFAYETTE CITY-PARISH CONSOLIDATED GOVERNMENT
LAFAYETTE, LOUISIANA

GENERAL GOVERNMENTAL REVENUES BY SOURCE (1)
LAST TEN FISCAL YEARS
(Unaudited)

	Fiscal Year Ended October 31,			
	2020	2019	2018	2017
Revenues:				
Taxes (2)	\$ 176,865,005	\$ 180,728,297	\$ 177,254,989	\$ 177,343,233
Licenses and Permits	5,543,432	5,887,543	5,593,520	5,235,468
Intergovernmental	38,072,999	18,673,562	15,872,439	15,996,643
Charges for Services	15,794,054	19,545,034	18,989,868	16,967,426
Fines and Forfeitures	1,867,398	2,102,973	2,490,758	3,773,089
In Lieu of Taxes	25,447,615	25,851,002	24,308,786	22,968,235
Miscellaneous (3)	4,486,674	8,189,056	4,245,324	2,770,441
Total Revenues	<u>\$ 268,077,177</u>	<u>\$ 260,977,467</u>	<u>\$ 248,755,684</u>	<u>\$ 245,054,535</u>

Notes:

- (1) Includes General, Special Revenue and Debt Service Funds.
- (2) Includes General, Sales Tax Capital Improvements, Special Revenue and Debt Service Funds.
- (3) Includes Investment Income and Other Miscellaneous Revenues.

Fiscal Year Ended October 31,					
2016	2015	2014	2013	2012	2011
\$ 170,156,309	\$ 171,645,002	\$ 164,122,324	\$ 159,993,804	\$ 152,061,530	\$ 145,029,781
5,250,802	5,762,440	6,360,360	5,208,865	5,037,516	4,725,364
21,381,889	20,668,267	20,466,818	22,353,091	20,567,305	24,771,364
17,307,147	16,827,710	17,646,804	15,566,964	15,134,266	15,571,006
4,297,071	4,429,926	4,607,150	4,225,000	4,069,732	4,573,296
23,506,557	22,847,494	22,073,834	22,131,617	21,596,096	19,199,649
3,081,573	2,096,533	1,811,911	2,826,792	3,227,829	2,865,117
<u>\$ 244,981,348</u>	<u>\$ 244,277,372</u>	<u>\$ 237,089,201</u>	<u>\$ 232,306,133</u>	<u>\$ 221,694,274</u>	<u>\$ 216,735,577</u>

LAFAYETTE CITY-PARISH CONSOLIDATED GOVERNMENT
LAFAYETTE, LOUISIANA

GENERAL GOVERNMENTAL EXPENDITURES BY FUNCTION (1)
LAST TEN FISCAL YEARS
(Unaudited)

	Fiscal Year Ended October 31,			
	2020	2019	2018	2017
Expenditures				
General Government	\$ 51,508,619	\$ 47,554,783	\$ 41,789,045	\$ 38,649,408
Public Safety	76,203,281	69,338,921	70,818,920	70,037,648
Public Works	28,804,765	29,124,158	23,007,821	23,294,563
Urban Redevelopment and Housing	1,486,667	1,895,693	2,480,202	2,505,022
Culture and Recreation	23,265,342	26,581,403	27,061,463	24,057,568
Economic Opportunity	896,311	5,257,431	1,651,464	1,536,317
Debt Service	35,107,079	33,683,750	35,860,438	52,967,037
Other	11,921,060	12,495,689	8,576,281	6,904,329
Total Expenditures	<u>\$ 229,193,124</u>	<u>\$ 225,931,828</u>	<u>\$ 211,245,634</u>	<u>\$ 219,951,892</u>

Notes:

- (1) All General, Special Revenue and Debt Service Fund expenditures including capital outlays and net of reimbursements from other funds.

Fiscal Year Ended October 31,					
2016	2015	2014	2013	2012	2011
\$ 39,492,566	\$ 37,833,079	\$ 37,097,084	\$ 35,360,933	\$ 33,495,602	\$ 31,694,511
73,174,592	67,770,631	64,709,848	61,700,331	56,544,789	59,944,233
24,790,724	26,023,220	27,788,589	26,834,486	28,624,957	28,864,289
2,707,077	1,540,596	1,720,210	5,349,600	3,809,902	2,864,850
22,869,042	23,418,271	21,460,252	21,188,020	20,321,058	21,505,511
1,705,206	1,650,728	1,571,750	1,806,432	1,806,957	2,016,561
45,478,180	39,373,191	40,828,766	40,468,921	37,713,299	41,429,285
11,760,696	10,667,348	11,232,626	10,940,221	5,286,470	7,662,040
<u>\$ 221,978,083</u>	<u>\$ 208,277,064</u>	<u>\$ 206,409,125</u>	<u>\$ 203,648,944</u>	<u>\$ 187,603,034</u>	<u>\$ 195,981,280</u>

LAFAYETTE CITY-PARISH CONSOLIDATED GOVERNMENT
LAFAYETTE, LOUISIANA

NET POSITION BY COMPONENT
LAST TEN FISCAL YEARS
(IN THOUSANDS)
(Unaudited)

	Fiscal Year Ended October 31,			
	2020	2019	2018	2017
Governmental Activities				
Net Investment in Capital Assets	\$ 382,191	\$ 372,326	\$ 362,249	\$ 354,215
Restricted	227,820	219,963	208,925	192,529
Unrestricted (deficit)	<u>(101,321)</u>	<u>(110,948)</u>	<u>(108,492)</u>	<u>(82,458)</u>
Total Governmental Activities Net Position	<u>508,690</u>	<u>481,341</u>	<u>462,682</u>	<u>464,286</u>
Business-type Activities				
Net Investment in Capital Assets	427,492	399,870	377,559	354,438
Restricted	165,039	154,329	144,079	140,141
Unrestricted	<u>37,590</u>	<u>49,834</u>	<u>50,295</u>	<u>58,321</u>
Total Business-type Activities Net Position	<u>630,121</u>	<u>604,033</u>	<u>571,933</u>	<u>552,900</u>
Primary Government				
Net Investment in Capital Assets	809,683	772,196	739,808	708,653
Restricted	392,859	374,292	353,004	332,670
Unrestricted	<u>(63,731)</u>	<u>(61,114)</u>	<u>(58,197)</u>	<u>(24,137)</u>
Total Primary Government Net Position	<u>\$1,138,811</u>	<u>\$1,085,374</u>	<u>\$1,034,615</u>	<u>\$1,017,186</u>

Fiscal Year Ended October 31,					
2016	2015	2014	2013	2012	2011
\$ 348,358	\$ 323,369	\$ 311,019	\$ 300,526	\$ 301,007	\$ 295,978
176,076	182,029	174,476	170,001	161,372	156,687
<u>(81,755)</u>	<u>(80,933)</u>	<u>(10,965)</u>	<u>(28,122)</u>	<u>(39,408)</u>	<u>(40,184)</u>
<u>442,679</u>	<u>424,465</u>	<u>474,530</u>	<u>442,405</u>	<u>422,971</u>	<u>412,481</u>
333,721	318,156	311,982	301,464	300,397	301,825
142,028	143,872	133,086	124,301	119,518	129,462
<u>57,716</u>	<u>57,049</u>	<u>77,913</u>	<u>74,657</u>	<u>76,563</u>	<u>61,562</u>
<u>533,465</u>	<u>519,077</u>	<u>522,981</u>	<u>500,422</u>	<u>496,478</u>	<u>492,849</u>
682,079	641,525	623,001	601,990	601,404	597,803
318,104	325,901	307,562	294,302	280,890	286,149
<u>(24,039)</u>	<u>(23,884)</u>	<u>66,948</u>	<u>46,535</u>	<u>37,155</u>	<u>21,378</u>
<u>\$ 976,144</u>	<u>\$ 943,542</u>	<u>\$ 997,511</u>	<u>\$ 942,827</u>	<u>\$ 919,449</u>	<u>\$ 905,330</u>

LAFAYETTE CITY-PARISH CONSOLIDATED GOVERNMENT
LAFAYETTE, LOUISIANA

CHANGES IN NET POSITION
LAST TEN FISCAL YEARS
(IN THOUSANDS)
(Unaudited)

Expenses	Fiscal Year Ended October 31,			
	2020	2019	2018	2017
Governmental activities -				
General government	\$ 55,586	\$ 54,612	\$ 44,465	\$ 43,499
Public safety	87,925	79,981	81,044	81,297
Public works	41,020	41,385	33,635	34,608
Urban redevelopment & housing	1,663	2,007	2,714	2,601
Culture & recreation	27,701	33,455	32,674	29,656
Health & welfare	1,140	1,169	1,104	1,084
Economic opportunity	347	435	349	450
Economic development & assistance	1,041	5,611	1,794	1,692
Unallocated depreciation	18,889	19,292	18,785	18,312
Interest on long-term debt	11,190	11,628	12,567	13,818
Total governmental activities	246,502	249,575	229,131	227,017
Business-type activities -				
Electric	138,720	142,522	151,485	152,525
Water	19,125	20,452	19,902	19,235
Sewer	26,454	27,508	26,033	25,238
Coal-fired electric plant	36,492	43,877	46,284	44,612
Animal Shelter & Care Center	-	-	-	-
Solid waste collection services	15,672	15,866	15,213	13,994
Communications system	35,810	34,905	33,499	32,854
CNG service station	163	236	221	250
Total business-type activities	272,436	285,366	292,637	288,708
Total primary government expenses	518,938	534,941	521,768	515,725
Program Revenues				
Governmental activities -				
Charges for Services:				
General Government	12,315	12,991	12,627	12,050
Public Safety	2,722	3,063	3,210	4,103
Culture and Recreation	3,956	6,838	6,309	5,112
Other	1,047	1,478	1,665	1,559
Operating Grants and Contributions	34,734	15,263	13,820	13,925
Capital Grants and Contributions	1,509	1,676	249	690
Total governmental activities program revenues	56,283	41,309	37,880	37,439

Fiscal Year Ended October 31,					
2016	2015	2014	2013	2012	2011
\$ 43,520	\$ 40,052	\$ 38,819	\$ 37,185	\$ 41,906	\$ 36,753
83,342	72,437	67,334	65,644	61,738	64,478
36,667	35,194	34,216	34,975	36,742	36,374
2,796	1,568	1,737	5,387	3,921	2,916
27,844	26,818	23,687	24,380	23,427	24,635
1,294	1,223	1,009	1,055	786	699
375	333	329	318	325	361
2,011	1,916	1,682	2,012	1,972	2,171
18,176	17,685	17,269	17,004	16,577	16,043
15,233	17,751	18,701	19,317	21,099	20,595
<u>231,258</u>	<u>214,977</u>	<u>204,783</u>	<u>207,277</u>	<u>208,494</u>	<u>205,025</u>
149,251	150,510	165,530	159,499	158,506	173,441
19,938	18,460	17,613	16,809	17,196	16,522
25,842	24,267	23,128	22,224	22,564	21,360
43,319	49,469	57,398	59,054	52,600	53,329
-	1,475	1,308	13,411	1,840	1,452
13,791	13,882	13,493	1,453	12,653	12,500
32,586	37,028	35,766	37,206	35,607	33,567
257	211	188	101	-	-
<u>284,984</u>	<u>295,302</u>	<u>314,424</u>	<u>309,757</u>	<u>300,967</u>	<u>312,170</u>
<u>516,242</u>	<u>510,279</u>	<u>519,207</u>	<u>517,034</u>	<u>509,461</u>	<u>517,195</u>
11,854	12,015	13,019	9,152	9,013	9,289
3,187	3,133	3,196	2,951	5,396	4,994
5,400	5,774	6,028	6,357	5,781	6,732
3,362	3,096	3,394	3,611	1,292	1,118
15,629	15,202	15,719	14,610	12,363	12,217
4,240	4,957	2,852	5,903	4,183	10,180
<u>43,672</u>	<u>44,177</u>	<u>44,208</u>	<u>42,584</u>	<u>38,028</u>	<u>44,531</u>

LAFAYETTE CITY-PARISH CONSOLIDATED GOVERNMENT
LAFAYETTE, LOUISIANA

CHANGES IN NET POSITION (CONTINUED)
LAST TEN FISCAL YEARS
(IN THOUSANDS)
(Unaudited)

	Fiscal Year Ended October 31,			
	2020	2019	2018	2017
Business-type activities -				
Electric	169,828	179,047	180,064	175,866
Water	21,206	20,581	21,292	19,523
Sewer	30,397	30,912	31,691	30,305
Communications system	43,774	41,427	38,812	37,674
Coal-fired electric plant	37,491	47,203	50,741	47,753
Solid waste collection services	16,834	16,477	15,794	15,077
Animal Shelter & Care Center	-	-	-	-
CNG service station	234	366	338	344
Total business-type activities	<u>319,764</u>	<u>336,013</u>	<u>338,732</u>	<u>326,542</u>
Net (expense)/revenue:				
Governmental activities	(190,220)	(208,266)	(191,251)	(189,578)
Business-type activities	47,327	50,648	46,095	37,834
Total primary government net expense	<u>(142,893)</u>	<u>(157,618)</u>	<u>(145,156)</u>	<u>(151,744)</u>
General Revenues:				
Governmental activities				
Taxes-				
Property	86,874	89,061	88,022	87,453
Sales	87,014	88,068	85,735	85,456
Occupational licenses	3,165	3,165	3,264	3,152
Insurance premium	947	937	933	1,020
Franchise fees	2,481	2,630	2,808	2,804
Interest and penalties-delinquent taxes	153	167	152	139
Other	77	96	93	90
Grants and contributions not restricted to specific programs	1,864	1,852	1,880	1,752
Non-employer pension contributions	3,357	2,939	2,901	2,863
Investment Earnings	4,554	8,265	4,398	1,894
Gain (loss) on sale/disposal of capital assets	19	1,459	-	2
Miscellaneous	1,639	2,435	1,254	1,592
Transfers	25,425	25,851	24,004	22,968
Total governmental activities general revenues and transfers	<u>217,569</u>	<u>226,925</u>	<u>215,444</u>	<u>211,185</u>
Business-type activities				
Non-employer pension contributions	692	641	655	637
Investment earnings	3,289	6,587	3,571	2,074
Gain (loss) on sale/disposal of capital assets	4	75	-	1
Miscellaneous	201	-	307	1,857
Transfers	(25,425)	(25,851)	(24,004)	(22,968)
Total business-type activities general revenues and transfers	<u>(21,239)</u>	<u>(18,548)</u>	<u>(19,471)</u>	<u>(18,399)</u>
Total primary governmental general revenues and transfers	<u>196,330</u>	<u>208,377</u>	<u>195,973</u>	<u>192,786</u>
Change in Net Position				
Governmental activities	27,349	18,659	24,193	21,607
Business-type activities	26,088	32,100	26,624	19,435
Total primary government net position	<u>\$ 53,437</u>	<u>\$ 50,759</u>	<u>\$ 50,817</u>	<u>\$ 41,042</u>

Fiscal Year Ended October 31,					
2016	2015	2014	2013	2012	2011
174,419	182,655	201,907	189,891	181,495	189,954
18,365	18,135	17,850	17,499	17,790	18,673
28,752	28,791	28,580	28,617	29,145	29,631
36,012	34,079	32,150	27,424	24,064	17,011
48,327	51,724	58,882	60,404	58,094	64,048
14,625	14,622	14,364	13,378	13,297	12,201
-	224	406	438	468	477
328	285	290	160	-	-
<u>320,828</u>	<u>330,515</u>	<u>354,429</u>	<u>337,812</u>	<u>324,353</u>	<u>331,995</u>
(187,586)	(170,800)	(160,575)	(164,693)	(170,466)	(160,494)
35,844	35,213	40,005	28,055	23,386	19,825
<u>(151,742)</u>	<u>(135,587)</u>	<u>(120,570)</u>	<u>(136,638)</u>	<u>(147,080)</u>	<u>(140,669)</u>
80,450	77,986	70,488	70,556	65,981	64,322
85,839	88,896	90,231	86,055	83,038	77,874
3,052	3,002	2,977	2,930	2,759	2,736
937	1,046	899	895	806	788
2,819	2,858	2,911	2,498	2,398	2,437
135	110	103	135	109	134
166	75	76	70	74	88
1,798	1,950	2,052	2,320	4,026	3,724
2,878	2,667	-	-	-	-
1,595	803	656	598	1,117	1,483
2	(502)	(705)	(359)	(2,285)	-
2,017	1,945	2,050	2,534	2,578	2,089
23,507	22,240	20,961	20,970	20,352	18,075
<u>205,195</u>	<u>203,076</u>	<u>192,699</u>	<u>189,203</u>	<u>180,955</u>	<u>173,750</u>
625	617	-	-	-	-
2,030	1,606	1,416	2,002	1,324	2,292
1	(595)	(466)	(322)	(950)	(402)
-	(105)	2,566	234	221	575
<u>(23,507)</u>	<u>(22,240)</u>	<u>(20,961)</u>	<u>(20,970)</u>	<u>(20,352)</u>	<u>(18,075)</u>
<u>(20,851)</u>	<u>(20,717)</u>	<u>(17,445)</u>	<u>(19,056)</u>	<u>(19,757)</u>	<u>(15,609)</u>
<u>184,344</u>	<u>182,359</u>	<u>175,254</u>	<u>170,147</u>	<u>161,198</u>	<u>158,141</u>
17,609	32,276	32,124	24,510	10,489	13,256
14,993	14,496	22,560	8,999	3,629	4,216
<u>\$ 32,602</u>	<u>\$ 46,772</u>	<u>\$ 54,684</u>	<u>\$ 33,509</u>	<u>\$ 14,118</u>	<u>\$ 17,472</u>

LAFAYETTE CITY-PARISH CONSOLIDATED GOVERNMENT
LAFAYETTE, LOUISIANA

FUND BALANCES, GOVERNMENTAL FUNDS
LAST TEN FISCAL YEARS
(Unaudited)

	Fiscal Year Ended October 31,			
	2020	2019	2018	2017
General Fund (1)				
Nonspendable	\$ 1,535,313	\$ 6,392	\$ 3,349	\$ -
Committed	10,016,795	-	-	404,616
Assigned	-	18,794,764	5,353,753	3,406,257
Unassigned	59,297,187	37,400,796	45,966,658	46,256,283
Total General Fund	\$ 70,849,295	\$ 56,201,952	\$ 51,323,760	\$ 50,067,156
All Other Governmental Funds				
Nonspendable	\$ 434,752	\$ 363,053	\$ 412,772	\$ 356,185
Restricted	276,870,737	215,220,584	199,052,359	193,992,540
Committed	13,303	-	-	-
Assigned	-	22,024,612	14,158,215	15,936,260
Unassigned	(2,378)	(7,560)	-	-
Total All Other Governmental Funds	\$277,316,414	\$237,600,689	\$213,623,346	\$210,284,985

(1) Combined City and Parish General Funds

Fiscal Year Ended October 31,					
2016	2015	2014	2013	2012	2011
\$ 1,465	\$ 1,652	\$ 2,613	\$ 2,583	\$ 1,615	\$ 4,878
519,458	670,452	531,077	1,281,910	614,863	598,648
2,380,487	2,774,438	1,594,458	1,158,166	5,151,181	7,074,623
43,177,179	39,393,496	34,267,600	26,216,323	18,576,318	8,217,158
<u>\$ 46,078,589</u>	<u>\$ 42,840,038</u>	<u>\$ 36,395,748</u>	<u>\$ 28,658,982</u>	<u>\$ 24,343,977</u>	<u>\$ 15,895,307</u>
\$ 341,918	\$ 271,167	\$ 376,192	\$ 283,208	\$ 268,863	\$ 305,416
207,730,318	227,599,802	243,505,858	250,215,757	44,993,763	45,285,579
22,390	26,723	209,492	591,089	136,982,615	154,888,184
11,393,650	11,291,894	3,152,108	3,165,111	67,200,449	70,768,270
-	-	-	-	-	-
<u>\$219,488,276</u>	<u>\$239,189,586</u>	<u>\$247,243,650</u>	<u>\$254,255,165</u>	<u>\$249,445,690</u>	<u>\$271,247,449</u>

LAFAYETTE CITY-PARISH CONSOLIDATED GOVERNMENT
LAFAYETTE, LOUISIANA

CHANGES IN FUND BALANCES OF GOVERNMENTAL FUNDS
LAST TEN FISCAL YEARS
(IN THOUSANDS)
(Unaudited)

	Fiscal Year Ended October 31,			
	2020	2019	2018	2017
Revenues				
Taxes	\$ 202,313	\$ 206,579	\$ 201,564	\$ 200,311
Licenses and permits	5,543	5,888	5,593	5,235
Intergovernmental	38,073	18,674	15,873	16,057
Charges for services	15,794	19,545	18,990	16,967
Fines and forfeits	1,867	2,103	2,491	3,773
Investments earnings	4,238	7,615	4,032	1,757
Miscellaneous revenues	1,639	2,435	1,254	1,592
Total revenues	<u>269,467</u>	<u>262,839</u>	<u>249,797</u>	<u>245,692</u>
Expenditures				
Current:				
General government	52,330	48,489	42,606	39,874
Public safety	77,458	70,580	71,933	72,763
Public works	36,728	36,061	29,424	30,467
Urban redevelop and housing	1,487	1,896	2,480	2,505
Culture and recreation	24,129	28,495	29,065	25,710
Health and welfare	1,069	1,034	1,023	977
Economic opportunity	325	348	338	383
Economic dev and assist	571	5,075	1,321	1,164
Debt service:				
Principal retirement	23,715	21,140	22,655	22,155
Interest and fiscal charges	10,873	11,490	13,206	14,321
Debt issuance costs	1,083	1,054	-	252
Capital outlay	44,735	38,188	30,846	24,097
Total expenditures	<u>274,503</u>	<u>263,850</u>	<u>244,897</u>	<u>234,668</u>
Excess (deficiency) of revenues over (under) expenditures	<u>(5,036)</u>	<u>(1,011)</u>	<u>4,900</u>	<u>11,024</u>
Other financing sources (uses)				
Proceeds from sale of assets	-	1,400	-	-
Issuance of debt	50,000	64,825	-	11,460
Issuance of refunding debt	42,075	-	-	-
Premium on issuance of debt	10,303	7,384	-	1,749
Payment to escrow agent	(42,956)	(43,692)	-	(29,448)
Transfers in	62,310	32,731	50,134	50,355
Transfers out	(62,333)	(32,782)	(50,439)	(50,355)
Total other financing sources (uses)	<u>59,399</u>	<u>29,866</u>	<u>(305)</u>	<u>(16,239)</u>
Net change in fund balances	<u>\$ 54,363</u>	<u>\$ 28,855</u>	<u>\$ 4,595</u>	<u>\$ (5,215)</u>
Debt service as a percentage of non-capital expenditures	15.05%	14.46%	16.75%	17.32%

Table 6

Fiscal Year Ended October 31,					
2016	2015	2014	2013	2012	2011
\$ 193,663	\$ 194,492	\$ 186,196	\$ 182,125	\$ 173,658	\$ 164,229
5,251	5,762	6,360	5,209	5,038	4,725
21,436	21,779	20,467	22,353	20,572	26,122
17,307	16,828	17,647	15,567	15,134	15,571
4,297	4,430	4,607	4,225	4,070	4,573
1,498	775	637	581	1,086	1,435
2,017	1,945	2,053	2,537	2,582	2,093
<u>245,469</u>	<u>246,011</u>	<u>237,967</u>	<u>232,597</u>	<u>222,140</u>	<u>218,749</u>
40,498	39,716	38,265	36,881	38,072	36,104
74,773	69,286	65,718	62,835	57,616	61,131
33,095	32,937	32,211	32,323	33,049	33,968
2,707	1,541	1,720	5,349	3,810	2,865
24,273	24,509	21,972	22,274	21,120	22,346
1,191	1,152	940	4,373	707	617
320	317	337	319	323	352
1,488	1,431	1,235	1,532	1,484	1,665
21,790	22,085	22,055	20,580	18,265	20,320
15,221	16,724	18,255	19,889	18,467	20,620
680	564	519	270	981	1,156
38,881	35,801	32,811	31,977	43,494	48,227
<u>254,917</u>	<u>246,063</u>	<u>236,038</u>	<u>238,601</u>	<u>237,387</u>	<u>249,371</u>
<u>(9,448)</u>	<u>(52)</u>	<u>1,929</u>	<u>(6,004)</u>	<u>(15,247)</u>	<u>(30,622)</u>
-	-	-	-	-	-
39,950	35,755	29,930	15,690	102,055	101,600
-	-	-	-	-	-
4,101	4,727	3,192	1,263	3,459	2,949
(51,837)	(41,353)	(33,075)	-	(104,525)	(41,945)
41,743	42,498	27,842	31,272	27,809	100,625
(41,743)	(43,185)	(29,093)	(32,436)	(26,903)	(101,754)
<u>(7,786)</u>	<u>(1,558)</u>	<u>(1,204)</u>	<u>15,789</u>	<u>1,895</u>	<u>61,476</u>
<u>\$ (17,234)</u>	<u>\$ (1,610)</u>	<u>\$ 725</u>	<u>\$ 9,785</u>	<u>\$ (13,352)</u>	<u>\$ 30,854</u>
17.13%	18.46%	19.83%	19.59%	18.94%	20.35%

LAFAYETTE CITY-PARISH CONSOLIDATED GOVERNMENT
LAFAYETTE, LOUISIANA

GENERAL GOVERNMENTAL TAX REVENUES BY SOURCE
LAST TEN FISCAL YEARS
(IN THOUSANDS)
(Unaudited)

	Fiscal Year Ended October 31,			
	2020	2019	2018	2017
Tax Revenues:				
Ad Valorem Taxes-				
City	\$ 28,579	\$ 27,944	\$ 27,765	\$ 27,559
Parish	58,295	61,117	60,257	59,895
Interest and Penalty	153	167	152	139
Franchise Fees	2,481	2,630	2,900	2,894
Fire Insurance Rebate	947	937	933	1,020
Parish Sales Tax	5,305	4,885	4,576	4,573
City Sales Taxes-				
1961 Sales Tax	43,804	44,593	43,181	43,441
1985 Sales Tax	35,892	37,221	36,221	36,575
TIF Districts	1,040	1,138	1,270	1,248
Economic Development Districts	293	-	-	-
Total Tax Revenues	\$176,789	\$180,632	\$177,255	\$177,344

Fiscal Year Ended October 31,					
<u>2016</u>	<u>2015</u>	<u>2014</u>	<u>2013</u>	<u>2012</u>	<u>2011</u>
\$ 25,906	\$ 24,571	\$ 24,136	\$ 23,225	\$ 21,758	\$ 20,940
54,544	53,415	46,352	47,331	44,223	43,382
135	110	103	135	109	222
2,985	2,932	2,987	2,568	2,472	2,437
937	1,046	899	895	806	788
4,665	5,812	6,676	6,364	6,102	5,574
43,337	44,695	44,213	42,305	40,815	38,184
36,122	37,805	37,533	36,014	34,658	32,509
1,525	1,258	1,224	1,157	1,118	981
-	-	-	-	-	-
<u>\$170,156</u>	<u>\$171,644</u>	<u>\$164,123</u>	<u>\$159,994</u>	<u>\$152,061</u>	<u>\$145,017</u>

LAFAYETTE CITY-PARISH CONSOLIDATED GOVERNMENT
LAFAYETTE, LOUISIANA

ASSESSED AND ESTIMATED ACTUAL VALUE OF TAXABLE PROPERTY
(PER 1,000 of ASSESSED VALUE)
LAST TEN FISCAL YEARS
(Unaudited)

LAFAYETTE PARISH

Assessment Year	Residential Commercial Land	Residential Property	Commercial Property	Public Service	Agriculture
2010	\$281,458,319	\$ 842,527,004	\$ 783,298,584	\$ 65,389,340	\$ 2,442,892
2011	285,757,222	863,409,152	776,886,861	66,165,640	2,416,669
2012	296,873,911	894,531,073	859,019,188	71,009,780	2,191,128
2013	306,613,968	927,185,878	918,824,808	76,694,460	2,155,106
2014	316,021,291	962,776,410	961,148,598	79,572,650	2,086,390
2015	332,366,816	1,001,800,150	1,032,639,271	78,653,750	2,034,087
2016	422,763,387	1,095,211,561	1,043,431,389	77,358,980	2,324,384
2017	443,348,816	1,128,408,514	1,013,499,633	77,768,440	2,263,242
2018	466,873,373	1,156,956,832	978,842,023	75,313,060	2,230,795
2019	474,736,480	1,193,166,239	1,002,010,510	78,835,070	2,234,075

CITY OF LAFAYETTE

Assessment Year	Residential Commercial Land	Residential Property	Commercial Property	Public Service	Agriculture
2010	\$178,442,673	\$ 507,559,069	\$ 475,425,734	\$ 15,183,508	\$ 102,436
2011	179,632,418	514,642,262	500,981,546	22,117,879	100,254
2012	185,333,499	534,645,110	559,282,590	24,076,346	83,217
2013	189,990,488	548,135,633	584,750,323	28,950,527	83,441
2014	194,478,127	560,904,514	595,604,317	27,785,384	78,675
2015	202,766,055	574,707,838	654,581,679	28,047,677	81,704
2016	250,225,121	626,803,139	674,093,961	24,634,088	93,963
2017	267,544,880	635,380,207	661,110,220	25,503,541	84,978
2018	278,525,097	643,867,647	636,485,009	23,929,732	84,802
2019	281,573,729	660,537,704	646,326,396	23,828,694	86,594

(1) The difference in total assessed value and total taxable value is due to a homestead exemption of \$75,000 applies only to Lafayette Parish.

Note: The following are the assessment rates:

Land, net of homestead exemptions	10%
Residential, net of homestead exemptions	10%
All others	15%

Source: Lafayette Parish Tax Assessor-Abstract of Assessment/
Grand Recapitulation of the Assessment Roll

Table 8

<u>Total Assessed Value</u>	<u>Less Exempt Property</u>	<u>Total Taxable Value</u>	<u>Estimated Actual Value</u>	<u>Total Direct Tax Rate</u>	<u>Ratio of Assessed to Estimated Actual Value</u>
\$1,975,116,139	\$345,680,685	\$1,629,435,454	\$16,486,272,710	98.32	11.98%
1,994,635,544	350,895,141	1,643,740,403	16,695,076,170	98.46	11.95%
2,123,625,080	355,651,988	1,767,973,082	17,662,755,707	96.91	12.02%
2,231,474,220	358,487,313	1,872,986,907	18,485,048,240	96.32	12.07%
2,321,605,339	363,430,493	1,958,174,846	19,216,498,230	98.98	12.08%
2,447,494,074	365,591,179	2,081,902,895	20,246,272,337	98.15	12.09%
2,641,089,701	382,003,154	2,259,086,547	22,159,202,580	98.42	11.92%
2,665,288,645	388,335,004	2,276,953,641	22,496,869,940	98.87	11.85%
2,680,216,083	394,049,555	2,286,166,528	22,786,223,487	100.05	11.76%
2,750,982,374	400,989,722	2,349,992,652	23,381,438,007	98.22	11.77%

<u>Total Assessed Value</u>	<u>Additions to/ Deletions from Roll</u>	<u>Total Taxable Value</u>	<u>Estimated Actual Value</u>	<u>Total Direct Tax Rate</u>	<u>Ratio of Assessed to Estimated Actual Value</u>
\$1,176,713,420	\$ (9,263,654)	\$1,167,449,766	\$10,030,546,673	17.94	11.73%
1,217,474,359	1,201,014	1,218,675,373	10,283,626,313	17.94	11.84%
1,303,420,762	(4,866,555)	1,298,554,207	10,929,168,860	17.94	11.93%
1,351,910,412	(4,535,355)	1,347,375,057	11,280,431,107	17.94	11.98%
1,378,851,017	(5,471,418)	1,373,379,599	11,525,308,607	17.94	11.96%
1,460,184,953	(11,306,771)	1,448,878,182	12,139,433,830	17.94	12.03%
1,575,850,272	(22,783,466)	1,553,066,806	13,265,181,970	17.80	11.88%
1,589,623,826	(25,062,934)	1,564,560,892	13,437,502,117	17.80	11.83%
1,582,892,287	(10,596,676)	1,572,295,611	13,468,008,853	17.80	11.75%
1,612,353,117	(13,267,279)	1,599,085,838	13,730,822,910	17.94	11.74%

LAFAYETTE CITY-PARISH CONSOLIDATED GOVERNMENT
LAFAYETTE, LOUISIANA

DIRECT AND OVERLAPPING PROPERTY TAX RATES
(PER \$1,000 OF ASSESSED VALUE)
LAST TEN FISCAL YEARS
(Unaudited)

<u>Lafayette City-Parish Consolidated Government</u>									
<u>Fiscal Year</u>	<u>Total City of Lafayette Millage</u>	<u>Lafayette Parish</u>			<u>Lafayette Parish School Board</u>			<u>Other</u>	<u>Total</u>
		<u>Operating Millage</u>	<u>Debt Service Millage</u>	<u>Total Parish Millage</u>	<u>Operating Millage</u>	<u>Debt Service Millage</u>	<u>Total School Board Millage</u>		
2011	17.94	26.66	3.00	29.66	33.56	-	33.56	35.10	116.26
2012	17.94	26.66	3.00	29.66	33.56	-	33.56	35.24	116.40
2013	17.94	26.61	3.00	29.61	33.56	-	33.56	33.74	114.85
2014	17.94	24.67	3.00	27.67	33.56	-	33.56	35.09	114.26
2015	17.94	27.28	3.00	30.28	33.56	-	33.56	35.14	116.92
2016	17.94	26.47	2.75	29.22	33.56	-	33.56	35.37	116.09
2017	17.80	27.05	2.75	29.80	33.56	-	33.56	35.06	116.22
2018	17.80	27.05	2.75	29.80	33.56	-	33.56	35.51	116.67
2019	17.80	27.05	2.75	29.80	33.56	-	33.56	36.69	117.85
2020	17.94	25.96	2.00	27.96	33.56	-	33.56	36.70	116.16

Source: Lafayette Parish Tax Assessor - Grand Recapitulation of the Assessment Roll.

LAFAYETTE CITY-PARISH CONSOLIDATED GOVERNMENT
LAFAYETTE, LOUISIANA

PARISH PROPERTY TAX RATES
(Per \$1,000 of Assessed Value)
LAST TEN FISCAL YEARS OF COLLECTION
(Unaudited)

	2019	2018	2017	2016	2015	2014	2013	2012	2011	2010
Parish Tax	3.05	3.05	3.05	3.05	3.05	3.05	3.05	3.05	3.05	3.05
Parish Tax (Exempted Municipalities)	1.52	1.52	1.52	1.52	1.52	1.52	1.52	1.52	1.52	1.52
Airport Maintenance	1.71	1.58	1.58	1.58	1.71	1.71	1.71	1.71	1.71	1.71
Courthouse & Jail Maintenance	2.34	2.34	2.34	2.34	2.34	2.34	2.34	2.34	2.34	2.34
Road and Bridges	4.17	4.17	4.17	4.17	4.17	4.17	4.17	4.17	4.17	4.17
Health Unit	n/a	n/a	n/a	n/a	0.80	1.61	0.00	0.94	0.99	0.99
Juvenile Detention Home Maintenance	1.17	1.17	1.17	1.17	1.17	1.17	1.17	1.17	1.17	1.17
Drainage Maintenance	3.34	3.34	3.34	3.34	3.34	3.34	3.34	3.34	3.34	3.34
Teche-Vermilion Freshwater	1.41	1.41	1.41	1.41	1.50	1.50	1.45	1.45	1.50	1.26
Detention Correctional Facility	2.06	1.90	1.90	1.90	2.06	2.06	2.06	2.06	2.06	2.06
Public Improvement Bonds (B&I)	2.00	2.75	2.75	2.75	2.75	3.00	3.00	3.00	3.00	3.00
Mosquito Abatement	n/a	n/a	n/a	n/a	1.50	1.50	0.50	1.50	1.50	1.50
School Tax (Constitutional)	4.59	4.59	4.59	4.59	4.59	4.59	4.59	4.59	4.59	4.59
Special School Tax	7.27	7.27	7.27	7.27	7.27	7.27	7.27	7.27	7.27	7.27
Special School Impr Maintenance Op	5.00	5.00	5.00	5.00	5.00	5.00	5.00	5.00	5.00	5.00
Law Enforcement District	16.79	16.79	16.79	16.79	16.79	16.79	16.79	16.79	16.79	16.79
School-1985 Operation	16.70	16.70	16.70	16.70	16.70	16.70	16.70	16.70	16.70	16.70
Assessment District	1.44	1.56	1.44	1.44	1.56	1.56	1.56	1.56	1.56	1.56
LEDA	1.68	1.68	1.68	1.68	1.82	1.82	1.82	1.82	1.92	1.92
Lafayette Parish Bayou										
Vermilion (B&I)	0.17	0.17	0.17	0.17	0.00	0.10	0.10	0.10	0.10	0.20
Lafayette Parish Bayou										
Vermilion Maintenance	0.75	0.75	0.75	0.75	0.75	0.75	0.75	0.71	0.75	0.75
Library	4.75	6.00	6.00	6.00	6.52	6.52	6.52	6.52	6.52	6.52
Combined Public Health	2.21	2.21	3.56	3.56	n/a	n/a	n/a	n/a	n/a	n/a
Storm Water Management	1.10	1.10	n/a	n/a	n/a	n/a	n/a	n/a	n/a	n/a
Cultural Economy	0.25	0.25	n/a	n/a	n/a	n/a	n/a	n/a	n/a	n/a
Sub-District of DDA	12.75	12.75	11.69	11.24	11.24	10.91	10.91	9.60	10.91	10.91
Total	98.22	100.05	98.87	98.42	98.15	98.98	96.32	96.91	98.46	98.32

Source: Lafayette Parish Tax Assessor - Grand Recapitulation of the Assessment Roll.

Note: Does not include taxes levied within municipal boundaries.

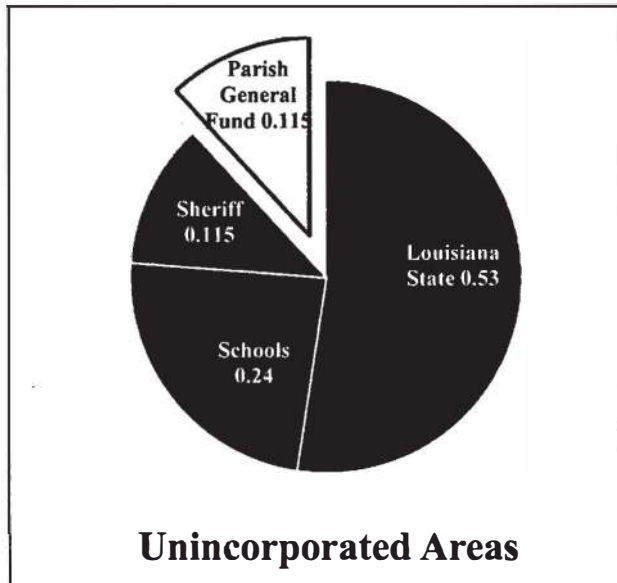
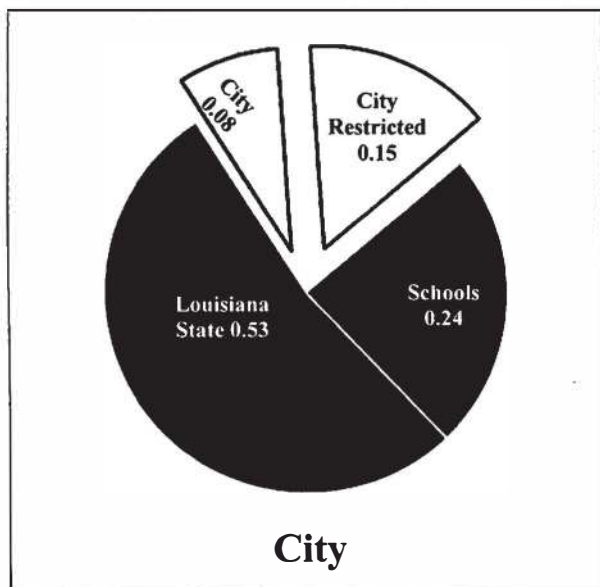
LAFAYETTE CITY-PARISH CONSOLIDATED GOVERNMENT
LAFAYETTE, LOUISIANA

GOVERNMENTAL FUNDS GROSS SALES TAX REVENUE
LAST TEN FISCAL YEARS
(Unaudited)

Fiscal Year	City Sales Tax 1961 1%	City Sales Tax 1985 1%	TIF Districts 1%	Economic Development Districts 1%	Parish Sales Tax 1%	Total Sales Taxes
2011	\$ 38,183,698	\$ 32,509,068	\$ 981,058	\$ -	\$ 5,574,284	\$77,248,108
2012	40,814,786	34,659,644	1,117,970	-	6,101,929	82,694,329
2013	42,304,925	36,014,309	1,156,773	-	6,363,562	85,839,569
2014	44,212,574	37,532,841	1,224,206	-	6,675,866	89,645,487
2015	44,694,734	37,804,976	1,258,320	-	5,812,450	89,570,480
2016	43,337,302	36,122,279	1,524,519	-	4,664,950	85,649,050
2017	43,441,278	36,575,353	1,247,517	-	4,573,349	85,837,497
2018	43,181,294	36,221,327	1,269,596	-	4,576,267	85,248,484
2019	44,592,889	37,221,378	1,138,358	-	4,885,224	87,837,849
2020	43,803,676	35,891,764	1,040,443	292,762	5,304,706	86,333,351

Source: Lafayette Parish School System Sales Tax Division

Note: The below graphs do not include TIF and Economic Development Districts.



LAFAYETTE CITY-PARISH CONSOLIDATED GOVERNMENT
LAFAYETTE, LOUISIANA

PROPERTY TAX LEVIES AND COLLECTIONS
LAST TEN FISCAL YEARS
(Unaudited)

Year Ended October 31,	Total Tax Levy	Current Tax Collections	Percent of Current Taxes Collected	Delinquent Tax Collections	Total Tax Collections	Percent of Total Tax Collections to Total Tax Levy	Outstanding Delinquent Taxes (1)	Percent of Delinquent Taxes to Total Tax Levy
City of Lafayette (Dollars in thousands)-								
2011	\$ 20,944	\$ 20,827	99.44%	\$ 113	\$ 20,940	99.98%	\$ 641	3.06%
2012	21,841	21,728	99.48%	30	21,758	99.62%	627	2.87%
2013	23,383	23,201	99.22%	25	23,226	99.33%	697	2.98%
2014	24,172	24,074	99.59%	62	24,136	99.85%	733	3.03%
2015	24,638	24,565	99.70%	6	24,571	99.73%	800	3.25%
2016	25,993	25,893	99.62%	13	25,906	99.67%	887	3.41%
2017	27,645	27,536	99.61%	22	27,558	99.69%	973	3.52%
2018	27,849	27,759	99.68%	6	27,765	99.70%	1,057	3.80%
2019	27,986	27,910	99.73%	34	27,944	99.85%	1,100	3.93%
2020	28,688	28,559	99.55%	20	28,579	99.62%	1,208	4.21%
Lafayette Parish (Dollars in thousands)-								
2011	\$ 44,118	\$ 43,132	97.77%	\$ 93	\$ 43,225	97.98%	\$ 893	2.02%
2012	44,461	43,927	98.80%	230	44,157	99.32%	533	1.20%
2013	47,726	47,108	98.71%	79	47,187	98.87%	539	1.13%
2014	46,636	46,187	99.04%	81	46,268	99.21%	450	0.96%
2015	53,882	53,262	98.85%	65	53,327	98.97%	620	1.15%
2016	55,042	54,052	98.20%	376	54,428	98.88%	989	1.80%
2017	61,047	59,764	97.90%	19	59,783	97.93%	1,283	2.10%
2018	61,515	60,121	97.73%	14	60,135	97.76%	1,394	2.27%
2019	61,755	60,953	98.70%	(9)	60,944	98.69%	802	1.30%
2020	59,159	58,177	98.34%	-	58,177	98.34%	982	1.66%

(1) Includes unpaid taxes from prior years.

Source: Lafayette Parish Tax Assessor

LAFAYETTE CITY-PARISH CONSOLIDATED GOVERNMENT
LAFAYETTE, LOUISIANA

PRINCIPAL PROPERTY TAXPAYERS - LAFAYETTE PARISH
CURRENT AND NINE YEARS AGO
(Unaudited)

Taxpayer	Type of Business	December 31, 2019			December 31, 2010		
		Assessed Value	Rank	Percent of Total Assessed Valuation	Assessed Value	Rank	Percent of Total Assessed Valuation
Franks Casing	Oilfield Services	\$ 25,759,222	1	0.94%	\$ 18,042,496	2	0.91%
Iberiabank	Financial Services	20,453,288	2	0.74%	14,768,446	4	0.75%
Wal-Mart / Sams	Retail Services	16,575,718	3	0.60%	13,443,847	5	0.68%
Southwest La Electric (SLEMCO)	Utilities	16,289,573	4	0.59%	12,598,270	6	0.64%
Stuller Inc.	Manufacturing	15,693,253	5	0.57%	16,327,115	3	0.83%
A T & T / Bellsouth	Telecommunications	15,573,067	6	0.57%	24,473,654	1	1.24%
Expro Americas	Oilfield Services	15,343,000	7	0.56%	--	--	--
Anadarko Petroleum	Oilfield Services	14,238,135	8	0.52%	--	--	--
JP Morgan Chase	Financial Services	11,167,874	9	0.41%	--	--	--
Atmos Energy	Utilities	11,155,388	10	0.41%	--	--	--
Halliburton	Oilfield Services	--	--	--	12,458,766	7	0.63%
Offshore Energy	Oilfield Services	--	--	--	12,104,619	8	0.61%
HCA Regional Health System	Medical Services	--	--	--	11,572,372	9	0.59%
P H I Inc	Oilfield Services	--	--	--	8,345,058	10	0.42%
Totals		<u>\$ 162,248,518</u>		<u>5.91%</u>	<u>\$ 144,134,643</u>		<u>7.30%</u>
Parish's total assessed value for 2019		<u>\$ 2,750,982,374</u>					
Parish's total assessed value for 2010					<u>\$ 1,975,116,139</u>		

Source: Lafayette Parish Tax Assessor

LAFAYETTE CITY-PARISH CONSOLIDATED GOVERNMENT
LAFAYETTE, LOUISIANA

PRINCIPAL PROPERTY TAXPAYERS - CITY OF LAFAYETTE
CURRENT AND NINE YEARS AGO
(Unaudited)

Taxpayer	Type of Business	December 31, 2019			December 31, 2010		
		Assessed Value	Rank	Percent of Total Assessed Valuation	Assessed Value	Rank	Percent of Total Assessed Valuation
Iberiabank	Financial Services	\$ 18,543,382	1	1.15%	\$ 12,394,197	2	1.05%
Franks Casing	Oilfield Services	17,020,333	2	1.06%	--	--	--
Stuller Inc.	Manufacturing	15,693,253	3	0.97%	16,327,115	1	1.39%
Wal-Mart / Sams	Retail Services	10,881,053	4	0.67%	10,750,851	4	0.91%
A T & T / Bellsouth	Telecommunications	9,748,724	5	0.60%	--	--	--
JP Morgan Chase	Financial Services	9,735,837	6	0.60%	--	--	--
Home Bank	Financial Services	7,274,697	7	0.45%	--	--	--
Service Chevrolet Inc.	Car Dealership	6,665,727	8	0.41%	4,602,228	8	0.39%
P H I Inc.	Oilfield Services	6,594,794	9	0.41%	--	--	--
Entergy Gulf States	Utilities	6,277,880	10	0.39%	--	--	--
HCA Regional Health System	Medical Services	--	--	--	11,572,372	3	0.98%
Louisiana Machinery	Construction Equip Sales/Rent	--	--	--	6,352,440	5	0.54%
B J Services	Oil & Gas Support Services	--	--	--	6,278,657	6	0.53%
Lowe's Home Centers Inc	Building Material Dealers	--	--	--	4,759,220	7	0.40%
Cox Communications	Telecommunications	--	--	--	4,540,353	9	0.39%
Smith International	Oil & Gas Support Services	--	--	--	4,527,196	10	0.38%
Totals		<u>\$ 108,435,680</u>		<u>6.71%</u>	<u>\$ 82,104,629</u>		<u>6.96%</u>
City's total assessed value for 2019		<u>\$ 1,612,353,117</u>					
City's total assessed value for 2010					<u>\$ 1,176,713,420</u>		

Source: Lafayette Parish Tax Assessor

LAFAYETTE CITY-PARISH CONSOLIDATED GOVERNMENT
LAFAYETTE, LOUISIANA

SUMMARY OF AD VALOREM TAX
ASSESSMENTS AND COLLECTIONS

Year Ended October 31, 2020

(Unaudited)

	<u>City of Lafayette</u>			<u>Lafayette Parish</u>		
	<u>TOTAL</u>	City General Fund *	Recreation & Parks Fund	<u>TOTAL</u>	Parish General Fund	Road & Bridge Maint.
Total assessed valuation- 2019 roll :						
Original roll	\$ 1,612,353,117			\$ 2,750,982,374		
Homestead exemption	-			(400,989,722)		
Additions to roll	3,553,241			-		
Deletions from roll	(16,820,520)			-		
Net tax roll	<u>\$ 1,599,085,838</u>			<u>\$ 2,349,992,652</u>		
Millage	17.94	16.02	1.92	27.96	4.57	4.17
Taxes levied	\$ 28,687,600	\$25,617,355	\$3,070,245	\$ 59,159,059	\$4,192,678	\$9,799,477
Collection of prior year taxes	20,088	18,083	2,005	-	-	-
	<u>28,707,688</u>	<u>25,635,438</u>	<u>3,072,250</u>	<u>59,159,059</u>	<u>4,192,678</u>	<u>9,799,477</u>
Taxes collected	<u>28,579,098</u>	<u>25,520,608</u>	<u>3,058,490</u>	<u>58,176,612</u>	<u>4,122,245</u>	<u>9,637,054</u>
Taxes receivable - 2019 roll	128,661	114,891	13,770	982,447	70,433	162,423
Prior years' rolls	1,079,582	953,749	125,833	-	-	-
Total taxes receivable, October 31, 2020	<u>\$ 1,208,243</u>	<u>\$ 1,068,640</u>	<u>\$ 139,603</u>	<u>\$ 982,447</u>	<u>\$ 70,433</u>	<u>\$ 162,423</u>
* <u>City General Fund</u>	<u>Mills</u>					
General alimony tax	5.42					
Street maintenance tax	1.29					
Maintenance of public buildings	1.13					
Maintenance and operation of fire and police departments	<u>8.18</u>					
Total	<u>16.02</u>					

Source: Lafayette Parish Tax Assessor

Table 15

Lafayette Parish								
<u>Parishwide Drainage Maint.</u>	<u>Adult Correctional Facility Maint.</u>	<u>Lafayette Parish Public Library</u>	<u>Courthouse and Jail Maint.</u>	<u>Juvenile Detention Home Maint.</u>	<u>Combined Public Health</u>	<u>Storm Water Management</u>	<u>Cultural Economy</u>	<u>Debt Service Contingency</u>
3.34	2.06	4.75	2.34	1.17	2.21	1.10	0.25	2.00
\$7,848,979	\$ 4,840,989	\$ 11,162,470	\$5,498,987	\$2,749,497	\$5,193,486	\$2,584,993	\$ 587,498	\$4,700,005
<u>7,848,979</u>	<u>4,840,989</u>	<u>11,162,470</u>	<u>5,498,987</u>	<u>2,749,497</u>	<u>5,193,486</u>	<u>2,584,993</u>	<u>587,498</u>	<u>4,700,005</u>
<u>7,718,907</u>	<u>4,760,772</u>	<u>10,976,888</u>	<u>5,407,590</u>	<u>2,703,934</u>	<u>5,107,421</u>	<u>2,542,156</u>	<u>577,760</u>	<u>4,621,885</u>
130,072	80,217	185,582	91,397	45,563	86,065	42,837	9,738	78,120
<u>\$ 130,072</u>	<u>\$ 80,217</u>	<u>\$ 185,582</u>	<u>\$ 91,397</u>	<u>\$ 45,563</u>	<u>\$ 86,065</u>	<u>\$ 42,837</u>	<u>\$ 9,738</u>	<u>\$ 78,120</u>

LAFAYETTE CITY-PARISH CONSOLIDATED GOVERNMENT
LAFAYETTE, LOUISIANA

CALCULATION OF LEGAL GENERAL OBLIGATION DEBT MARGIN
LAST TEN FISCAL YEARS
(Unaudited)

City of Lafayette						
Fiscal Year	Gross Assessed Value	Any One Purpose	Aggregate All Purpose	Debt Outstanding	Legal Debt Margin	Total General Obligation Debt Applicable to Limitation as a Percentage of Debt Limit
2011	\$1,167,449,766	\$116,744,977	\$408,607,418	\$ -	\$408,607,418	0%
2012	1,218,675,373	121,867,537	426,536,381	-	426,536,381	0%
2013	1,298,554,207	129,855,421	454,493,972	-	454,493,972	0%
2014	1,347,375,057	134,737,506	471,581,270	-	471,581,270	0%
2015	1,373,379,599	137,337,960	480,682,860	-	480,682,860	0%
2016	1,448,878,182	144,887,818	507,107,364	-	507,107,364	0%
2017	1,553,066,806	155,306,681	543,573,382	-	543,573,382	0%
2018	1,564,560,892	156,456,089	547,596,312	-	547,596,312	0%
2019	1,572,295,611	157,229,561	550,303,464	-	550,303,464	0%
2020	1,599,085,838	159,908,584	559,680,043	-	559,680,043	0%

Lafayette Parish					
Fiscal Year	Gross Assessed Value	Any One Purpose	Aggregate All Purpose	Debt Outstanding	Legal Debt Margin
2011	\$1,975,116,139	\$197,511,614	no limit	\$ 69,475,000	no limit
2012	1,994,635,544	199,463,554	no limit	66,715,000	no limit
2013	2,123,625,080	212,362,508	no limit	64,245,000	no limit
2014	2,231,474,220	223,147,422	no limit	61,820,000	no limit
2015	2,321,605,339	232,160,534	no limit	59,080,000	no limit
2016	2,447,494,074	244,749,407	no limit	56,235,000	no limit
2017	2,641,089,701	264,108,970	no limit	53,290,000	no limit
2018	2,665,288,645	266,528,865	no limit	50,205,000	no limit
2019	2,680,216,083	268,021,608	no limit	46,960,000	no limit
2020	2,750,982,374	275,098,237	no limit	43,555,000	no limit

Louisiana Revised Statutes limit the Parish's general obligation bonded debt for other purposes to 10% of the assessed valuation of the taxable property for a single purpose with no limit on the number of purposes. The City may issue general obligation bonded debt in excess of 10% of the assessed valuation of the taxable property for any single purpose provided that the aggregate for all such purposes (determined at the time of issuance of the bonds) does not exceed 35% of the assessed valuation of the taxable property of the City.

LAFAYETTE CITY-PARISH CONSOLIDATED GOVERNMENT
LAFAYETTE, LOUISIANA

OUTSTANDING DEBT BY TYPE
LAST TEN FISCAL YEARS
(IN THOUSANDS)
(Unaudited)

Fiscal Year	Governmental Activities					
	City			Parish		
	Sales Tax Revenue Bonds	Taxable Refunding Bonds	Certificates of Indebtedness	General Obligation	Certificates of Indebtedness	
2011	\$ 324,031	\$ 39,200	\$ 6,000	\$ 69,596	\$ 880	
2012	312,394	41,235	5,705	68,593	-	
2013	312,549	39,575	5,400	66,006	-	
2014	295,431	37,575	5,080	63,811	-	
2015	276,830	35,500	4,750	60,932	-	
2016	252,452	33,345	4,405	57,947	-	
2017	220,701	31,105	4,045	54,863	-	
2018	202,473	28,780	3,670	51,639	-	
2019	215,341	26,365	3,275	48,254	-	
2020	255,102	25,835	2,865	44,710	-	

Fiscal Year	Business Type			Primary Government			
	Utilities Revenue Bonds	Communications Revenue Bonds	LPPA Revenue Bonds	Total Primary Government	Percentage of Personal Income	Per Capita	Personal Income (1)
	2011	\$ 284,063	\$ 110,250	\$ 52,797	\$ 886,817	9.20%	\$ 4
2012	281,984	121,243	38,996	870,150	8.85%	4	9,837
2013	280,748	117,596	106,700	928,574	8.34%	4	11,133
2014	266,364	113,810	100,162	882,233	7.95%	4	11,100
2015	251,835	117,993	96,675	844,515	6.95%	4	12,147
2016	236,859	115,846	95,488	796,342	6.83%	3	11,668
2017	222,883	110,599	91,621	735,817	6.87%	3	10,705
2018	207,533	105,027	87,601	686,723	6.17%	3	11,128
2019	260,130	99,294	83,462	736,121	6.03%	3	12,205
2020	242,171	93,389	79,236	743,308	6.13%	3	12,129

(1) Source: U.S. Department of Commerce: Bureau of Economic Analysis

LAFAYETTE CITY-PARISH CONSOLIDATED GOVERNMENT
LAFAYETTE, LOUISIANA

RATIOS OF GENERAL BONDED DEBT
LAST TEN FISCAL YEARS
(Unaudited)

City of Lafayette:

<u>Fiscal Year</u>	(2) <u>Population</u>	(1) <u>Net Assessed Value</u>	<u>Sales Tax Revenue Bonds</u>	<u>Taxable Refunding Bonds</u>
2011	120,623	\$ 1,167,449,766	\$ 324,030,622	\$ 39,200,000
2012	122,130	1,218,675,373	312,393,594	41,235,000
2013	126,227	1,298,554,207	312,548,600	39,575,000
2014	127,154	1,347,375,057	295,430,838	37,575,000
2015	128,551	1,373,379,599	276,830,123	35,500,000
2016	130,422	1,448,878,182	252,451,584	33,345,000
2017	132,272	1,553,066,806	220,701,367	31,105,000
2018	133,942	1,564,560,892	202,473,399	28,780,000
2019	135,737	1,572,295,611	215,341,041	26,365,000
2020	135,737	1,599,085,838	255,101,804	25,835,000

Lafayette Parish:

<u>Fiscal Year</u>	(2) <u>Population</u>	(1) <u>Net Assessed Value</u>	<u>Gross General Obligation Bonds</u>	<u>Certificates of Indebtedness</u>
2011	221,578	\$ 1,629,435,354	\$ 69,595,901	\$ 880,000
2012	224,390	1,643,740,403	68,593,410	-
2013	229,080	1,767,973,082	66,006,129	-
2014	230,847	1,872,986,907	63,810,983	-
2015	238,586	1,958,174,846	60,931,661	-
2016	240,560	2,081,902,895	57,947,340	-
2017	242,231	2,259,086,547	54,863,019	-
2018	241,894	2,276,953,641	51,638,697	-
2019	244,056	2,286,166,528	48,254,376	-
2020	244,056	2,349,992,652	44,710,054	-

Notes:

- (1) Assessed value is net after homestead exemption and miscellaneous adjustments.
- (2) Louisiana Department of Treasury (2020 population estimates remain unchanged due to the official estimates not being available.)

<u>Certificates of Indebtedness</u>	<u>Debt Service Monies Available</u>	<u>Net Bonded Debt</u>	<u>Net Bonded Debt to Assessed Value</u>	<u>Net Bonded Debt per Capita</u>
\$ 6,000,000	\$ 40,916,928	\$ 328,313,694	28.12%	\$ 2,722
5,705,000	41,185,974	318,147,620	26.11%	2,605
5,400,000	43,124,284	314,399,316	24.21%	2,491
5,080,000	41,881,156	296,204,682	21.98%	2,329
4,750,000	40,779,403	276,300,720	20.12%	2,149
4,405,000	31,728,073	258,473,511	17.84%	1,982
4,045,000	29,303,688	226,547,679	14.59%	1,713
3,670,000	28,487,254	206,436,145	13.19%	1,541
3,275,000	26,771,665	218,209,376	13.88%	1,608
2,865,000	27,311,138	256,490,666	16.04%	1,890

<u>Debt Service Monies Available</u>	<u>Net General Obligation Bonds</u>	<u>Net Bonded Debt to Assessed Value</u>	<u>Net Bonded Debt per Capita</u>
\$ 4,368,651	\$ 66,107,250	4.06%	\$ 298
3,807,789	64,785,621	3.94%	289
3,668,442	62,337,687	3.53%	272
3,826,722	59,984,261	3.20%	260
4,248,120	56,683,541	2.89%	238
4,492,786	53,454,554	2.57%	222
5,166,277	49,696,742	2.20%	205
5,909,647	45,729,050	2.01%	189
6,805,198	41,449,178	1.81%	170
6,054,734	38,655,320	1.64%	158

LAFAYETTE CITY-PARISH CONSOLIDATED GOVERNMENT
LAFAYETTE, LOUISIANA

COMPUTATION OF DIRECT AND OVERLAPPING DEBT
October 31, 2020
(Unaudited)

Governmental Unit	Debt Outstanding	Estimated Percentage Applicable	Amount Applicable to Primary Government
Direct:			
Lafayette Parish Government	\$ 44,710,054	100%	\$ 44,710,054
City of Lafayette	283,801,804	100%	283,801,804
Total Direct:	328,511,858		328,511,858
Overlapping:			
Lafayette Parish School Board	251,077,452	100%	251,077,452
Underlying:			
City of Broussard	18,352,028	5.17%	948,800
City of Carencro	12,360,000	3.98%	491,928
City of Scott	19,200,000	3.66%	702,720
City of Youngsville	36,021,178	6.31%	2,272,936
Total Underlying:	\$ 85,933,206		4,416,384
Total overlapping debt			255,493,836
City of Lafayette/Lafayette Parish Direct Debt			328,511,858
Total Direct and Overlapping Debt			\$ 584,005,694
Population (1)			
City of Lafayette	135,737	55.62%	
City of Broussard	12,624	5.17%	
City of Carencro	9,707	3.98%	
Town of Duson	1,530	0.63%	
City of Scott	8,938	3.66%	
City of Youngsville	15,393	6.31%	
Unincorporated Parish	60,127	24.64%	
Lafayette Parish	244,056		

The percentage of overlapping debt applicable is estimated using population. Application percentages were estimated by determining the portion of Municipalities population within the Parish's boundaries and dividing it by the Parish's total population.

(1) Louisiana Department of Treasury (The 2020 estimates were not available; therefore, the 2019 estimates were reported).

LAFAYETTE CITY-PARISH CONSOLIDATED GOVERNMENT
LAFAYETTE, LOUISIANA

RATIO OF SALES TAXES DEBT COVERAGE (1)
LAST TEN FISCAL YEARS
(Unaudited)

City of Lafayette:

City Sales Tax - 1961

Fiscal Year	Revenue	Less Operating Expenses	Net Available Revenue	Debt Service			Debt Coverage
				Principal	Interest	Total	
2011	\$38,183,698	\$ -	\$38,183,698	\$ 6,875,000	\$ 7,909,190	\$14,784,190	2.58
2012	40,814,786	-	40,814,786	7,010,000	8,514,310	15,524,310	2.63
2013	42,304,925	-	42,304,925	7,910,000	8,465,952	16,375,952	2.58
2014	44,212,574	-	44,212,574	8,630,000	8,637,036	17,267,036	2.56
2015	44,694,735	-	44,694,735	8,975,000	7,746,038	16,721,038	2.67
2016	43,337,302	-	43,337,302	8,960,000	7,196,343	16,156,343	2.68
2017	43,441,278	-	43,441,278	9,180,000	6,450,734	15,630,734	2.78
2018	43,181,294	-	43,181,294	9,130,000	5,896,013	15,026,013	2.87
2019	44,592,889	-	44,592,889	7,675,000	4,686,563	12,361,563	3.61
2020	43,803,676	-	43,803,676	9,055,000	4,572,829	13,627,829	3.21

City Sales Tax - 1985

Fiscal Year	Revenue	Less Operating Expenses	Net Available Revenue	Debt Service			Debt Coverage
				Principal	Interest	Total	
2011	\$32,509,068	\$ -	\$32,509,068	\$ 9,615,000	\$ 6,819,156	\$16,434,156	1.98
2012	34,659,644	-	34,659,644	7,770,000	6,154,751	13,924,751	2.49
2013	36,014,309	-	36,014,309	8,235,000	5,837,623	14,072,623	2.56
2014	37,532,841	-	37,532,841	8,525,000	5,448,986	13,973,986	2.69
2015	37,804,976	-	37,804,976	7,965,000	4,904,630	12,869,630	2.94
2016	36,122,279	-	36,122,279	7,485,000	4,114,557	11,599,557	3.11
2017	36,575,353	-	36,575,353	7,430,000	4,141,050	11,571,050	3.16
2018	36,221,327	-	36,221,327	7,740,000	3,804,453	11,544,453	3.14
2019	37,221,378	-	37,221,378	7,410,000	3,539,171	10,949,171	3.40
2020	35,891,764	-	35,891,764	8,335,000	3,725,231	12,060,231	2.98

Total City Sales Tax

Fiscal Year	Sales Tax Revenue	Less Operating Expenses	Net Available Revenue	Debt Service			Debt Coverage
				Principal	Interest	Total	
2011	\$70,692,766	\$ -	\$70,692,766	\$16,490,000	\$14,728,346	\$31,218,346	2.26
2012	75,474,430	-	75,474,430	14,780,000	14,669,061	29,449,061	2.56
2013	78,319,234	-	78,319,234	16,145,000	14,303,575	30,448,575	2.57
2014	81,745,415	-	81,745,415	17,155,000	14,086,022	31,241,022	2.62
2015	82,499,711	-	82,499,711	16,940,000	12,650,668	29,590,668	2.79
2016	79,459,581	-	79,459,581	16,445,000	11,310,900	27,755,900	2.86
2017	80,016,631	-	80,016,631	16,610,000	10,591,784	27,201,784	2.94
2018	79,402,621	-	79,402,621	16,870,000	9,700,466	26,570,466	2.99
2019	81,814,267	-	81,814,267	15,085,000	8,225,734	23,310,734	3.51
2020	79,695,440	-	79,695,440	17,390,000	8,298,060	25,688,060	3.10

Notes:

(1) This statistical table reflects the November 1 principal and interest payment for the subsequent fiscal year being paid in October of the preceding fiscal year.

LAFAYETTE CITY-PARISH CONSOLIDATED GOVERNMENT
LAFAYETTE, LOUISIANA

**RATIO OF ANNUAL DEBT SERVICE EXPENDITURES FOR GENERAL BONDED DEBT
TO TOTAL GENERAL EXPENDITURES (1)
LAST TEN FISCAL YEARS
(Unaudited)**

Fiscal Year	Principal	Interest	Payments To Escrow	Total Debt Service (2)	Total General Expenditures (3)	Ratio Of Debt Service To Total General Expenditures
2011	\$20,320,000	\$20,620,451	\$ -	\$40,940,451	\$195,981,280	20.89%
2012	18,265,000	18,467,407	-	36,732,407	187,603,034	19.58%
2013	20,580,000	19,888,921	-	40,468,921	203,648,944	19.87%
2014	22,055,000	18,255,078	-	40,310,078	206,409,125	19.53%
2015	22,085,000	16,723,932	-	38,808,932	208,277,064	18.63%
2016	21,790,000	15,135,904	-	36,925,904	221,978,083	16.63%
2017	22,155,000	14,238,008	-	36,393,008	219,951,892	16.55%
2018	22,655,000	13,130,459	-	35,785,459	211,245,634	16.94%
2019	21,140,000	11,156,621	-	32,296,621	225,931,828	14.29%
2020	23,715,000	10,797,409	-	34,512,409	229,193,124	15.06%

Notes:

- (1) This statistical table reflects the November 1 principal and interest payment for the subsequent fiscal year paid in October of the preceding fiscal year.
- (2) Total Debt Service includes general obligation, sales tax, and special assessment bonds and certificates of indebtedness.
- (3) Includes General, Special Revenue and Debt Service Funds.

LAFAYETTE CITY-PARISH CONSOLIDATED GOVERNMENT
LAFAYETTE, LOUISIANA

REVENUE BOND COVERAGE (1)
ELECTRIC, WATER AND SEWER BONDS
LAST TEN FISCAL YEARS
(Unaudited)

Fiscal Year	Operating Revenue (2)	Direct Operating Expenses (3)	Net Revenue Available For Debt Service	Debt Service Requirement			Coverage
				Principal	Interest	Total	
2011	\$239,442,720	\$ 180,840,724	\$58,601,996	\$ 970,000	\$13,275,228	\$ 14,245,228	4.1
2012	222,007,121	166,165,173	55,841,948	1,575,000	13,736,868	15,311,868	3.6
2013	234,524,951	168,415,411	66,109,540	11,865,000	11,052,286	22,917,286	2.9
2014	248,410,288	177,466,561	70,943,727	11,355,000	11,978,915	23,333,915	3.0
2015	229,579,351	160,672,844	68,906,507	11,500,000	11,424,293	22,924,293	3.0
2016	222,150,942	158,750,451	63,400,491	11,955,000	10,970,238	22,925,238	2.8
2017	226,673,006	165,998,482	60,674,524	12,425,000	8,916,835	21,341,835	2.8
2018	235,071,461	163,575,562	71,495,899	11,805,000	9,622,905	21,427,905	3.3
2019	233,345,184	152,839,401	80,505,783	12,370,000	10,362,925	22,732,925	3.5
2020	219,092,922	143,498,541	75,594,381	14,190,000	11,184,000	25,374,000	3.0

Notes:

- (1) This statistical table reflects the November 1 principal and interest payment for the subsequent fiscal year being paid in October of the preceding fiscal year.
- (2) Includes Interest Income before accruals and adjustments and Miscellaneous Operating Revenues.
Excludes external billing revenues and water tapping fees (components of miscellaneous revenues).
- (3) Excludes depreciation, amortization, and in lieu of tax payment.

LAFAYETTE CITY-PARISH CONSOLIDATED GOVERNMENT
LAFAYETTE, LOUISIANA

REVENUE BOND COVERAGE (1)
COMMUNICATIONS SYSTEM
LAST TEN FISCAL YEARS
(Unaudited)

Fiscal Year	Operating Revenue (2)	Direct Operating Expenses (3)	Balance Available For Debt Service	Debt Service Requirement			Coverage
				Principal	Interest	Total	
2011	\$16,752,258	\$14,756,174	\$ 1,996,084	\$ 3,190,000	\$ 5,494,331	\$ 8,684,331	0.2
2012	23,372,570	15,741,515	7,631,055	3,320,000	5,366,731	8,686,731	0.9
2013	26,844,315	17,191,073	9,653,242	3,450,000	5,233,931	8,683,931	1.1
2014	31,641,423	17,591,847	14,049,576	3,590,000	5,844,060	9,434,060	1.5
2015	33,811,935	17,646,894	16,165,041	-	4,082,356	4,082,356	4.0
2016	35,704,723	19,480,196	16,224,527	940,000	5,225,541	6,165,541	2.6
2017	37,266,430	19,693,055	17,573,375	4,045,000	5,206,741	9,251,741	1.9
2018	38,416,855	20,305,834	18,111,021	4,425,000	5,004,491	9,429,491	1.9
2019	41,011,835	21,411,999	19,599,836	4,645,000	4,783,241	9,428,241	2.1
2020	42,929,555	21,514,358	21,415,197	4,880,000	4,550,991	9,430,991	2.3

Notes:

- (1) This statistical table reflects the November 1 principal and interest payment for the subsequent fiscal year being paid in October of the preceding fiscal year.
- (2) Includes Interest Income before accruals and adjustments and Miscellaneous Operating Revenues.
- (3) Excludes depreciation, amortization, in lieu of tax payment, inter-utility loan payments to LUS, and other miscellaneous expenses.

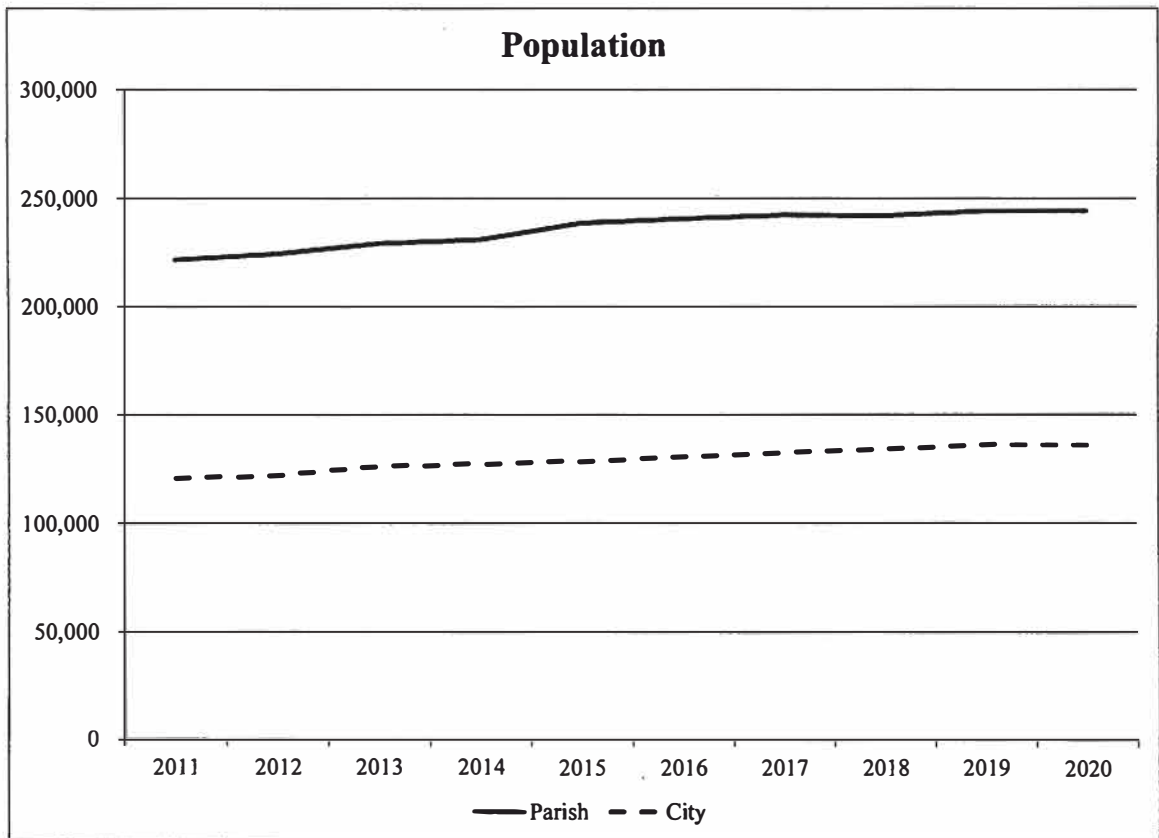
LAFAYETTE CITY-PARISH CONSOLIDATED GOVERNMENT
LAFAYETTE, LOUISIANA

DEMOGRAPHIC STATISTICS
LAST TEN FISCAL YEARS
(Unaudited)

Fiscal Year	City of Lafayette			Lafayette Parish				Public Schools (3)	
	Estimated Population (4)	Median Age (2)	Unemployment Rate (2)	Estimated Population (4)	Estimated Per Capita Income (5)	Median Age (2)	Unemployment Rate (1)	Enrollment	Attendance
2011	120,623	N/A	4.5	221,578	\$ 43,373	N/A	4.6	30,451	28,928
2012	122,130	34.5	3.7	224,390	43,859	34.1	3.5	32,834	31,192
2013	126,227	34.5	3.3	229,080	49,026	34.1	3.2	30,583	29,084
2014	127,154	35.3	4.4	230,847	48,000	34.4	4.2	30,056	28,493
2015	128,551	35.4	5.7	238,586	51,545	34.6	5.6	29,986	28,377
2016	130,422	35.7	6.2	240,560	48,734	34.9	6.3	29,555	27,989
2017	132,272	35.8	5.5	242,231	44,347	34.9	5.5	29,612	27,954
2018	133,942	36.3	4.8	241,894	45,892	35.1	4.3	30,264	28,478
2019	135,737	37.4	4.7	244,056	50,273	36.2	4.3	30,348	28,406
2020	135,737	37.9	7.9	244,056	49,629	36.7	7.6	30,996	33,221

Notes:

- (1) Louisiana Department of Labor
- (2) Lafayette Economic Development Authority
- (3) Louisiana Department of Education
- (4) Louisiana Department of Treasury (2020 population estimates remain unchanged due to the official estimates not being available.)
- (5) Bureau of Economic Analysis
- (6) Personal Income can be found on the Outstanding Debt by Type table.



LAFAYETTE CITY-PARISH CONSOLIDATED GOVERNMENT
LAFAYETTE, LOUISIANA

PRINCIPAL EMPLOYERS
CURRENT AND NINE YEARS AGO
(Unaudited)

Employer	2020			2011		
	Employees	Rank	% of Total Employment	Employees	Rank	% of Total Employment
Lafayette Parish School System	4,322	1	3.28%	4,505	1	3.37%
Ochsner Lafayette General	4,078	2	3.10%	1,936	4	1.45%
Our Lady of Lourdes Regl Med	2,800	3	2.13%	-	-	-
Lafayette Consolidated Government	2,500	4	1.90%	2,316	2	1.73%
University of Louisiana-Lafayette	2,426	5	1.84%	1,962	3	1.47%
WHC Energy Svc	1,505	6	1.14%	1,440	8	1.08%
Walmart Companies	1,165	7	0.89%	1,735	5	1.30%
Stuller Inc.	1,061	8	0.81%	-	-	-
Lafayette Parish Government (not part of LCG)*	1,031	9	0.78%	-	-	-
Superior Energy Svc	834	10	0.63%	-	-	-
Wood Group Production Services	-	-	-	1,678	6	1.26%
Baker Hughes	-	-	-	1,478	7	1.11%
Island Operating Company	-	-	-	1,400	9	1.05%
Schlumberger	-	-	-	1,390	10	1.04%

Source: Lafayette Economic Development Authority

*Note: Lafayette Parish Government (not part of LCG) includes Clerk of Court, Assessor, and Sheriff's Offices.

LAFAYETTE CITY-PARISH CONSOLIDATED GOVERNMENT
LAFAYETTE, LOUISIANA

SPECIAL ASSESSMENT BILLINGS AND COLLECTIONS
LAST TEN FISCAL YEARS
(Unaudited)

Fiscal Year	Special Assessment Billings (1)	Special Assessments Earned
2011	\$ -	\$ 249,998
2012	-	105,111
2013	-	82,453
2014	-	79,901
2015	-	49,339
2016	-	67,386
2017	-	23,293
2018	-	15,969
2019	-	4,452
2020	-	2,455

Note:

(1) Includes assessments due currently and deferred

LAFAYETTE CITY-PARISH CONSOLIDATED GOVERNMENT
LAFAYETTE, LOUISIANA

BUDGETED POSITION EMPLOYEES
BY FUND/DEPARTMENT
LAST TEN FISCAL YEARS
(Unaudited)

	Fiscal Year Ended October 31,			
	2020	2019	2018	2017
City General Fund Positions				
Office of Finance & Management	65	65	65	63
Elected Officials	126	121	110	110
Information Services and Technology	39	37	44	41
Police Department	350	349	329	326
Fire Department	285	285	285	285
Public Works	40	39	39	39
Development & Planning	6	6	6	6
Community Development Department	10	9	9	9
Municipal Civil Service	6	6	6	6
Police and Fire Civil Service	1	1	1	1
Total City General Fund Positions	928	918	894	886
Parish General Fund Positions				
Parish Council	5	n/a	n/a	n/a
Justice of the Peace & Constables	18	18	18	18
District Attorney	-	-	46	48
District Court-Judges	22	22	22	22
Registrar of Voters	7	7	7	7
Program Administration	1	3	3	3
Total Parish General Fund Positions	53	50	96	98
Special and Other Fund Positions (Including Grants)				
Animal Shelter & Care Center	22	21	21	20
Juvenile Detention	35	35	37	29
Coroner	5	5	5	5
District Court-Judges	-	-	-	-
District Attorney	-	-	-	-
District Attorney-Criminal Non-support	13	13	13	13
Parks and Recreation	116	116	116	116
Community Development Department	26	26	30	30
Public Works	297	296	297	297
Development & Planning	55	53	52	46
Utilities Department	460	460	464	464
Communications System	77	77	72	72
Group Insurance	4	4	4	4
Printing	-	-	-	3
Health Unit	10	10	10	10
Library	159	160	160	144
Grants	18	17	31	33
Total Special and Other Fund Positions	1,297	1,293	1,312	1,286
Total All Funds	2,278	2,261	2,302	2,270

Source: Budget Management

*Information is unavailable.

Fiscal Year Ended October 31,					
2016	2015	2014	2013	2012	2011*
64	64	66	68	70	
111	107	107	105	108	
41	41	41	41	44	
320	317	316	316	332	
284	284	263	246	255	
39	38	39	182	214	
6	12	2	2	8	
9	9	9	9	12	
6	6	6	6	6	
1	1	1	1	1	
<u>881</u>	<u>879</u>	<u>850</u>	<u>976</u>	<u>1,050</u>	
n/a	n/a	n/a	n/a	n/a	
18	18	18	18	18	
20	20	20	20	20	
13	13	13	13	13	
7	7	7	7	7	
3	3	3	3	3	
<u>61</u>	<u>61</u>	<u>61</u>	<u>61</u>	<u>61</u>	
20	16	16	16	18	
29	25	25	25	24	
5	5	5	4	4	
9	9	9	9	9	
47	46	49	48	47	
13	13	14	14	14	
116	116	116	116	118	
30	30	30	30	34	
302	301	300	158	161	
47	47	47	48	49	
467	467	470	472	465	
70	64	61	55	62	
5	5	4	5	5	
3	3	4	4	4	
10	10	10	3	3	
141	137	136	112	112	
34	38	58	81	76	
<u>1,348</u>	<u>1,332</u>	<u>1,354</u>	<u>1,200</u>	<u>1,205</u>	
<u>2,290</u>	<u>2,272</u>	<u>2,265</u>	<u>2,237</u>	<u>2,316</u>	<u>2,316</u>

Not
Available

LAFAYETTE CITY-PARISH CONSOLIDATED GOVERNMENT
LAFAYETTE, LOUISIANA

OPERATING INDICATORS BY FUNCTION
LAST TEN FISCAL YEARS
(Unaudited)

	Fiscal Year Ended October 31,			
	2020	2019	2018	2017
General Government:				
Number of Commercial Construction Permits	35	47	41	44
Value of Commercial Construction Permits (1)	56,262	151,282	119,684	52,971
Number of Residential Construction Permits	717	511	571	633
Value of Residential Construction Permits (1)	203,608	140,515	151,186	157,303
Public Safety:				
Number of Police Personnel and Officers	327	334	332	321
Number of Physical Arrests	5,337	9,141	9,475	10,200
Number of Traffic Violations	15,022	13,713	15,915	20,411
Number of Parking Violations	4,599	8,786	13,727	11,918
Number of Fire Personnel and Officers	285	285	285	285
Number of Calls Answered (Fire Department)	8,585	8,653	8,359	11,945
Number of Fire Inspections Conducted	2,101	2,615	2,102	2,641
Library:				
Items Checked Out	1,941,346	2,341,408	2,225,960	1,758,657
Number of Reference Inquiries	122,080	150,203	154,681	169,610
Computer Uses	182,076	386,776	425,083	401,807
Visits to a Library	740,556	1,141,287	953,579	981,111
Electric System:				
Number of Meters in Service	69,364	68,495	67,243	66,860
Daily Average Consumption in Kilowatt Hours	5,252,163	5,491,260	5,566,705	5,426,447
Maximum Capacity of Plants in Kilowatts	200,000	200,000	200,000	200,000
Sewerage System:				
Number of Service Connections	45,942	45,436	45,034	44,269
Daily Average Treatment in Gallons	15,180,000	14,600,000	15,800,000	16,800,000
Maximum Daily Capacity of Treatment Plant in Gallons	18,500,000	18,500,000	18,500,000	18,500,000
Water System:				
Number of Service Connections	57,693	57,173	56,870	56,475
Daily Average Consumption in Gallons	22,824,000	19,420,000	20,125,000	22,258,000
Maximum Daily Capacity of Plant in Gallons	49,100,000	46,700,000	47,700,000	55,240,000

Notes:

(1) Reported In Thousands

Sources: Various LCG Departments

Fiscal Year Ended October 31,					
2016	2015	2014	2013	2012	2011
52	60	61	63	53	57
80,107	110,424	159,197	64,639	167,339	31,984
628	865	992	784	745	708
133,026	209,421	242,310	196,603	61,181	83,820
314	306	306	296	303	315
10,816	10,508	10,357	14,460	5,675	13,948
24,407	23,531	21,030	23,078	29,923	32,084
9,140	9,771	7,916	13,226	11,057	11,873
285	284	273	299	266	255
8,728	8,135	8,174	7,734	7,849	8,210
2,596	2,708	2,958	1,238	2,124	2,676
1,770,496	1,771,388	1,784,778	1,863,903	1,843,565	1,893,664
168,617	123,288	118,866	111,081	96,588	112,458
507,968	388,062	362,124	368,293	390,100	406,601
961,280	860,767	846,108	848,028	866,430	884,708
66,324	65,846	65,262	65,017	64,425	63,882
5,556,013	5,617,628	5,762,041	5,676,208	5,785,279	5,955,701
485,000	485,000	485,000	485,000	485,000	485,000
43,521	43,949	43,068	42,476	41,928	41,522
15,720,000	16,500,000	15,010,000	14,950,000	14,270,000	15,600,000
18,500,000	18,500,000	18,500,000	18,500,000	18,500,000	18,500,000
56,055	55,554	55,066	54,405	53,571	52,749
21,740,000	22,900,000	22,000,000	22,000,000	23,000,000	23,000,000
50,600,000	50,900,000	51,000,000	50,000,000	50,000,000	50,000,000

LAFAYETTE CITY-PARISH CONSOLIDATED GOVERNMENT
LAFAYETTE, LOUISIANA

CAPITAL ASSET STATISTICS BY FUNCTION
LAST TEN FISCAL YEARS
(Unaudited)

	Fiscal Year Ended October 31,									
	2020	2019	2018	2017	2016	2015	2014	2013	2012	2011
Public Safety:										
Number of Police Stations	4	3	4	3	3	3	3	2	2	2
Number of Patrol Units	237	253	248	232	223	222	207	193	215	239
Number of Fire Stations	14	14	14	14	14	13	13	13	13	13
Number of Volunteer Fire Departments	7	7	7	7	7	7	7	7	7	7
Public Works:										
Miles of Streets	1,343	1,332	1,331	1,339	1,333	1,324	1,026	1,028	1,028	1,028
Miles of Drainage Coulees	871	871	871	871	950	950	944	850	850	850
Number of Bridges	261	400	392	392	392	392	392	392	388	324
Number of Street Lights	21,138	17,486	17,486	17,366	16,943	16,860	16,948	16,918	16,787	16,701
Parks and Recreation:										
Number of Community Centers	10	10	10	10	10	10	10	10	10	10
Number of Parks	35	35	35	35	35	35	35	35	35	36
Acres of Parks	1,314	1,314	1,314	1,314	1,314	1,292	1,292	1,292	1,292	1,300
Number of Golf Courses	3	3	3	3	3	3	3	3	3	3
Number of Swimming Pools	4	4	4	4	4	4	4	4	4	4
Number of Tennis Courts	55	55	55	55	55	55	55	55	55	55
Number of Ball Fields	113	113	113	113	113	120	120	120	120	102
Library:										
Number of Locations	9	9	9	9	9	9	10	10	10	10
Electric System:										
Miles of Transmission Lines	47	47	47	47	47	45	45	45	45	43
Miles of Distribution Lines	1,011	1,011	1,000	992	988	976	964	954	937	933
Sewerage System:										
Miles of Sanitary Sewers	692	673	665	659	649	649	637	621	571	564
Number of Treatment Plants	4	4	4	4	4	4	4	4	4	4
Water System:										
Miles of Water Mains	986	976	962	905	899	889	905	899	888	885
Number of Fire Hydrants	6,614	6,546	6,466	6,423	6,404	6,314	6,263	6,189	6,107	6,066

Sources: Various LCG Departments

Single Audit Section

KOLDER, SLAVEN & COMPANY, LLC

CERTIFIED PUBLIC ACCOUNTANTS

C. Burton Kolder, CPA*
Brad E. Kolder, CPA, JD*
Gerald A. Thibodeaux, Jr., CPA*
Robert S. Carter, CPA*
Arthur R. Mixon, CPA*
Stephen J. Anderson, CPA*
Christine C. Doucet, CPA
Wanda F. Arcement, CPA
Bryan K. Joubert, CPA
Matthew E. Margaglio, CPA
Casey L. Ardoin, CPA, CFE

183 S. Beadle Rd.
Lafayette, LA 70508
Phone (337) 232-4141

11929 Bricksome Ave.
Baton Rouge, LA 70816
Phone (225) 293-8300

1428 Metro Dr.
Alexandria, LA 71301
Phone (318) 442-4421

450 E. Main St.
New Iberia, LA 70560
Phone (337) 367-9204

200 S. Main St.
Abbeville, LA 70510
Phone (337) 893-7944

1201 David Dr.
Morgan City, LA 70380
Phone (985) 384-2020

434 E. Main St.
Ville Platte, LA 70586
Phone (337) 363-2792

332 W. Sixth Ave.
Oberlin, LA 70655
Phone (337) 639-4737

Victor R. Slaven, CPA* - retired 2020

* A Professional Accounting Corporation

WWW.KSRCPAS.COM

INDEPENDENT AUDITOR'S REPORT ON INTERNAL CONTROL OVER FINANCIAL REPORTING AND ON COMPLIANCE AND OTHER MATTERS BASED ON AN AUDIT OF FINANCIAL STATEMENTS PERFORMED IN ACCORDANCE WITH *GOVERNMENT AUDITING STANDARDS*

To the Lafayette City-Parish
Council of Lafayette, Louisiana

We have audited, in accordance with the auditing standards generally accepted in the United States of America and the standards applicable to financial audits contained in *Government Auditing Standards* issued by the Comptroller General of the United States, the financial statements of the governmental activities, the business-type activities, the aggregate discretely presented component units, each major fund, and the aggregate remaining fund information of Lafayette City-Parish Consolidated Government, (the Government) as of and for the year ended October 31, 2020, and the related notes to the financial statements, which collectively comprise the Government's basic financial statements and have issued our report thereon dated April 19, 2021. Our report includes a reference to other auditors who audited the financial statements of Cajundome Commission, City Court of Lafayette, Lafayette Regional Airport, Lafayette Parish Waterworks District North, Lafayette Parish Waterworks South, Lafayette Parish Bayou Vermilion District, and Lafayette Parish Communication District, as described in our report on the Government's financial statements. This report does not include the results of the other auditor's testing of internal control over financial reporting or compliance and other matters that are reported on separately by those auditors.

Internal Control Over Financial Reporting

In planning and performing our audit of the financial statements, we considered the Government's internal control over financial reporting (internal control) as a basis for designing audit procedures that are appropriate in the circumstances for the purpose of expressing our opinions on the financial statements, but not for the purpose of expressing an opinion on the effectiveness of the Government's internal control. Accordingly, we do not express an opinion on the effectiveness of the Government's internal control.

A *deficiency in internal control* exists when the design or operation of a control does not allow management or employees, in the normal course of performing their assigned functions, to prevent, or detect and correct, misstatements on a timely basis. A *material weakness* is a deficiency, or a combination of deficiencies, in internal control such that there is a reasonable possibility that a material misstatement of the entity's financial statements will not be prevented, or detected and corrected on a timely basis. A *significant deficiency* is a deficiency, or a combination of deficiencies, in internal control that is less severe than a material weakness, yet important enough to merit attention by those charged with governance.

Our consideration of internal control was for the limited purpose described in the first paragraph of this section and was not designed to identify all deficiencies in internal control that might be material weaknesses or significant deficiencies and therefore, material weaknesses or significant deficiencies may exist that have not been identified. We did identify certain deficiencies in internal control described in the schedule of findings and questioned costs as items 2020-001 through 2020-004 that we consider to be material weaknesses.

Compliance and Other Matters

As part of obtaining reasonable assurance about whether the Government's financial statements are free from material misstatement, we performed tests of its compliance with certain provisions of laws, regulations, contracts, and grant agreements, noncompliance with which could have a direct and material effect on the determination of financial statement amounts. However, providing an opinion on compliance with those provisions was not an objective of our audit, and accordingly, we do not express such an opinion. The results of our tests disclosed no instances of noncompliance or other matters that are required to be reported under *Government Auditing Standards*.

The Government's Responses to Findings

The Government's responses to the findings identified in our audit are described in the schedule of findings and questioned costs. The Government's responses were not subjected to the auditing procedures applied in the audit of the financial statements and, accordingly, we express no opinion on it.

Purpose of this Report

The purpose of this report is solely to describe the scope of our testing of internal control and compliance and the results of that testing, and not to provide an opinion on the effectiveness of the entity's internal control or on compliance. This report is an integral part of an audit performed in accordance with *Government Auditing Standards* in considering the entity's internal control and compliance. Accordingly, this communication is not suitable for any other purpose. However, this report is a matter of public record and its distribution is not limited.

Kolder, Slaven & Company, LLC
Certified Public Accountants

Lafayette, Louisiana
April 19, 2021

KOLDER, SLAVEN & COMPANY, LLC

CERTIFIED PUBLIC ACCOUNTANTS

C. Burton Kolder, CPA*
Brad E. Kolder, CPA, JD*
Gerald A. Thibodeaux, Jr., CPA*
Robert S. Carter, CPA*
Arthur R. Mixon, CPA*
Stephen J. Anderson, CPA*
Christine C. Doucet, CPA
Wanda F. Arcement, CPA
Bryan K. Joubert, CPA
Matthew E. Margaglio, CPA
Casey L. Ardoin, CPA, CFE

183 S. Beadle Rd.
Lafayette, LA 70508
Phone (337) 232-4141

11929 Bricksome Ave.
Baton Rouge, LA 70816
Phone (225) 293-8300

1428 Metro Dr.
Alexandria, LA 71301
Phone (318) 442-4421

450 E. Main St.
New Iberia, LA 70560
Phone (337) 367-9204

200 S. Main St.
Abbeville, LA 70510
Phone (337) 893-7944

1201 David Dr.
Morgan City, LA 70380
Phone (985) 384-2020

434 E. Main St.
Ville Platte, LA 70586
Phone (337) 363-2792

332 W. Sixth Ave.
Oberlin, LA 70655
Phone (337) 639-4737

Victor R. Slaven, CPA* - retired 2020

* A Professional Accounting Corporation

WWW.KSRCPAS.COM

INDEPENDENT AUDITOR'S REPORT ON COMPLIANCE FOR EACH MAJOR FEDERAL PROGRAM AND ON INTERNAL CONTROL OVER COMPLIANCE REQUIRED BY THE UNIFORM GUIDANCE

To the Lafayette City-Parish
Council of Lafayette, Louisiana

Report on Compliance for Each Major Federal Program

We have audited Lafayette City-Parish Consolidated Government's (the Government) compliance with the types of compliance requirements described in the *OMB Compliance Supplement* that could have a direct and material effect on each of the Government's major federal programs for the year ended October 31, 2020. The Government's major federal programs are identified in the summary of auditor's results section on the accompanying schedule of findings and questioned costs. The Government's basic financial statements include the operations of Lafayette Regional Airport, which expended \$17,222,425 in federal awards which is not included in the Government's schedule of expenditures of federal awards for the year ended October 31, 2020. Our audit, described below, did not include the operations of Lafayette Regional Airport because the component unit engaged other auditors to perform an audit of compliance.

Management's Responsibility

Management is responsible for compliance with federal statutes, regulations, and the terms and conditions of its federal awards applicable to its federal programs.

Auditor's Responsibility

Our responsibility is to express an opinion on compliance for each of the Government's major federal programs based on our audit of the types of compliance requirements referred to above. We conducted our audit of compliance in accordance with auditing standards generally accepted in the United States of America; the standards applicable to financial audits contained in *Government Auditing Standards*, issued by the Comptroller General of the United States; and the audit requirements of Title 2 U.S. *Code of Federal Regulations* Part 200, *Uniform Administrative Requirements, Cost Principles, and Audit Requirements for Federal Awards* (Uniform Guidance). Those standards and the Uniform Guidance require that we plan and perform the audit to obtain reasonable assurance about whether noncompliance with the types of compliance requirements referred to above that could have a direct and material effect on a major federal program occurred. An audit includes examining, on a test basis, evidence about the Government's compliance with those requirements and performing such other procedures as we considered necessary in the circumstances.

We believe that our audit provides a reasonable basis for our opinion on compliance for each major federal program. However, our audit does not provide a legal determination of the Government's compliance.

Opinion on Each Major Federal Program

In our opinion, the Government complied, in all material respects, with the types of compliance requirements referred to above that could have a direct and material effect on each of its major federal programs for the year ended October 31, 2020.

Report on Internal Control over Compliance

Management of the Government is responsible for establishing and maintaining effective internal control over compliance with the types of compliance requirements referred to above. In planning and performing our audit of compliance, we considered the Government's internal control over compliance with the types of requirements that could have a direct and material effect on each major federal program to determine the auditing procedures that are appropriate in the circumstances for the purpose of expressing an opinion on compliance for each major federal program and to test and report on internal control over compliance in accordance with the Uniform Guidance, but not for the purpose of expressing an opinion on the effectiveness of internal control over compliance. Accordingly, we do not express an opinion on the effectiveness of the Government's internal control over compliance.

A deficiency in internal control over compliance exists when the design or operation of a control over compliance does not allow management or employees, in the normal course of performing their assigned functions, to prevent, or detect and correct, noncompliance with a type of compliance requirement of a federal program on a timely basis. *A material weakness in internal control over compliance* is a deficiency, or combination of deficiencies, in internal control over compliance, such that there is a reasonable possibility that material noncompliance with a type of compliance requirement of a federal program will not be prevented, or detected and corrected, on a timely basis. *A significant deficiency in internal control over compliance* is a deficiency, or a combination of deficiencies, in internal control over compliance with a type of compliance requirement of a federal program that is less severe than a material weakness in internal control over compliance, yet important enough to merit attention by those charged with governance.

Our consideration of internal control over compliance was for the limited purpose described in the first paragraph of this section and was not designed to identify all deficiencies in internal control over compliance that might be material weaknesses or significant deficiencies. We did not identify any deficiencies in internal control over compliance that we consider to be material weaknesses. However, material weaknesses may exist that have not been identified.

The purpose of this report on internal control over compliance is solely to describe the scope of our testing of internal control over compliance and the results of that testing based on the requirements of the Uniform Guidance. Accordingly, this report is not suitable for any other purpose. However, this report is a matter of public record and its distribution is not limited.

Kolder, Slaven & Company, LLC
Certified Public Accountants

Lafayette, Louisiana
April 19, 2021

LAFAYETTE CITY-PARISH CONSOLIDATED GOVERNMENT
Lafayette, Louisiana

Schedule of Expenditures of Federal Awards
For the Year Ended October 31, 2020

Federal Grantor/Pass-Through Grantor/Program Title	CFDA Number	Federal Assistance I.D. Number	Pass- Through Grantor's Number	Current Year Expenditures	Amounts Provided to Subrecipients
Direct Programs:					
U.S. Department of Transportation and Development -					
Federal Transit Cluster:					
Federal Transit Formula Grants	20.507	LA90-X486	N/A	\$ 486,701	\$ -
Federal Transit Formula Grants	20.507	LA90-X469	N/A	18,911	-
Federal Transit Formula Grants	20.507	LA90-X486	N/A	<u>398,794</u>	-
				<u>904,406</u>	-
COVID -19 Bus and Bus Facilities Formula Program	20.526	LA2020-025	N/A	3,737,419	-
Bus and Bus Facilities Formula Program	20.526	LA34-0009	N/A	19,060	-
Bus and Bus Facilities Formula Program	20.526	LA34-00025	N/A	26,782	-
Bus and Bus Facilities Formula Program	20.526	LA34-0009	N/A	269,829	-
Bus and Bus Facilities Formula Program	20.526	LA34-0025	N/A	26,752	-
Bus and Bus Facilities Formula Program	20.526	LA34-0028	N/A	<u>362,435</u>	-
				<u>4,442,277</u>	-
Total Federal Transit Cluster				<u>5,346,683</u>	-
U.S. Department of Housing and Urban Development -					
HOME Investment Partnership Program	14.239	M-16-MC-22-0202	N/A	79,080	79,080
HOME Investment Partnership Program	14.239	M-17-MC-22-0202	N/A	53,153	53,153
HOME Investment Partnership Program	14.239	M-18-MC-22-0202	N/A	57,550	-
HOME Investment Partnership Program	14.239	M-19-MC-22-0202	N/A	27,250	-
HOME Investment Partnership Program	14.239	M-20-MC-22-0202	N/A	<u>2,493</u>	-
				<u>219,526</u>	<u>132,233</u>
CDBG - Entitlement Grants Cluster -					
CDBG/Entitlement Grants	14.218	B-14-MC-22-0003	N/A	508	354
CDBG/Entitlement Grants	14.218	B-15-MC-22-0003	N/A	13,294	10,566
CDBG/Entitlement Grants	14.218	B-16-MC-22-0003	N/A	12,596	-
CDBG/Entitlement Grants	14.218	B-17-MC-22-0003	N/A	2,728	281
CDBG/Entitlement Grants	14.218	B-18-MC-22-0003	N/A	26,281	-
CDBG/Entitlement Grants	14.218	B-19-MC-22-0003	N/A	911,869	-
CDBG/Entitlement Grants	14.218	B-20-MC-22-0003	N/A	72,874	-
CDBG/Entitlement Grants	14.218	B-16-MC-2003	N/A	227,593	-
COVID-19 CDBG/Entitlement Grants	14.218	B-20-MW-22-0003	N/A	<u>219,640</u>	<u>219,640</u>
Total CDBG- Entitlement Grants Cluster				<u>1,487,383</u>	<u>230,841</u>
U.S. Department of Justice -					
Public Safety Partnership and Community Policing Grants	16.710	2017UMWX0042	N/A	<u>203,202</u>	-

(continued)

LAFAYETTE CITY-PARISH CONSOLIDATED GOVERNMENT
Lafayette, Louisiana

Schedule of Expenditures of Federal Awards (Continued)
For the Year Ended October 31, 2020

Federal Grantor/Pass-Through Grantor/Program Title	CFDA Number	Federal Assistance I.D. Number	Pass- Through Grantor's Number	Current Year Expenditures	Amounts Provided to Subrecipients
National Endowment for Humanities -					
Promotion of the Arts Grants	45.024	1847279-62	N/A	20,000	-
Federal Emergency Management Agency -					
Assistance to Firefighters Grant	97.044	EMW-2017-FP-00609	N/A	6,055	-
Assistance to Firefighters Grant	97.044	EMW-2018-FO-01856	N/A	118,182	-
				<u>124,237</u>	<u>-</u>
Total direct programs				<u>7,401,031</u>	<u>363,074</u>
Pass-through Programs:					
U.S. Department of Housing and Urban Development -					
Louisiana Division of Administration:					
Community Development Block Grant/ State's Program	14.228	B-08-DI-22-0001	N/A	47,318	-
U.S. Department of Agriculture -					
Louisiana Department of Education:					
Child Nutrition Cluster - National School Lunch Program	10.555	N/A	N/A	22,952	-
Total Child Nutrition Cluster				<u>22,952</u>	<u>-</u>
Federal Highway Administration -					
Louisiana Department of Transportation and Development:					
Highway Planning and Construction Cluster- Highway Planning and Construction	20.205	N/A	H.012304	2,320,001	-
Louisiana Office of State Parks:					
Highway Planning and Construction Cluster - Recreational Trails Program	20.219	N/A	H.009344	1,439	-
Total Highway Planning and Construction Cluster				<u>2,321,440</u>	<u>-</u>
National Highway Traffic Safety Administration- Louisiana Highway Safety Commission					
Highway Safety Cluster:					
State and Community Highway Safety	20.600	2020-30-33	N/A	79,154	-
Total Highway Safety Cluster				<u>79,154</u>	<u>-</u>

(continued)

LAFAYETTE CITY-PARISH CONSOLIDATED GOVERNMENT
Lafayette, Louisiana

Schedule of Expenditures of Federal Awards (Continued)
For the Year Ended October 31, 2020

Federal Grantor/Pass-Through Grantor/Program Title	CFDA Number	Federal Assistance I.D. Number	Pass- Through Grantor's Number	Current Year Expenditures	Amounts Provided to Subrecipients
U.S. Department of Justice -					
Louisiana Commission on Law Enforcement:					
Edward Byrne Memorial Justice Assistance Grant Program	16.738	2018-MU-BX-0441	2018-DJ-01-5211	22,792	-
Edward Byrne Memorial Justice Assistance Grant Program	16.738	2017-MU-BX-0088	2017-DJ-01-4637	11,412	-
Lafayette Parish Sheriff's Office:					
Edward Byrne Memorial Justice Assistance Grant Program	16.738	2017-DJ-BX-0283	N/A	3,160	-
Edward Byrne Memorial Justice Assistance Grant Program	16.738	2019-DJ-BX-0471	N/A	<u>25,296</u>	-
				<u>62,660</u>	-
Louisiana Commission on Law Enforcement:					
Violence Against Women Formula Grants	16.588	2018-WF-AX-0005	2018-WF-01-4717	<u>19,915</u>	-
Crime Victim Assistance	16.575	2018-V2-GX-0042	2018-VA- 01/02/04-5047	<u>80</u>	-
U.S. Department of Treasury -					
Louisiana Division of Administration:					
COVID-19 Coronavirus Relief Fund	21.019	N/A	N/A	<u>17,103,148</u>	<u>27,270</u>
Institute of Museum and Library Services -					
State Library of Louisiana:					
COVID-19 National Leadership Grants	45.312	CAG-ML-FY20	N/A	<u>2,882</u>	-
U.S. Department of Homeland Security -					
Governor's Office of Homeland Security and Emergency Preparedness:					
Disaster Grants	97.036	FEMA-DR-4570-LA	N/A	3,607,895	-
Disaster Grants	97.036	FEMA-DR-4559-LA	N/A	1,976,943	-
COVID-19 Disaster Grants	97.036	FEMA-DR-4484-LA	N/A	<u>40,942</u>	-
				<u>5,625,780</u>	-
Hazard Mitigation Grant	97.039	N/A	1786-055-0002	348,421	348,421
Hazard Mitigation Grant	97.039	N/A	2009 DR- 1786 DR-1792	<u>536,750</u>	<u>151,802</u>
				<u>885,171</u>	<u>500,223</u>
Total indirect programs				<u>26,170,500</u>	<u>527,493</u>
TOTAL FEDERAL AWARDS				<u>\$33,571,531</u>	<u>\$ 890,567</u>



Lafayette

CONSOLIDATED GOVERNMENT

LAFAYETTE CITY-PARISH CONSOLIDATED GOVERNMENT
Lafayette, Louisiana

Notes to the Schedule of Expenditures of Federal Awards
For the Year Ended October 31, 2020

(1) Basis of Presentation

The accompanying schedule of expenditures of federal awards (Schedule) includes the federal award activity of Lafayette City-Parish Consolidated Government (Government) under programs of the federal government for the year ended October 31, 2020. The information in this Schedule is presented in accordance with the requirements of Title 2 U.S. Code of Federal Regulations Part 200, Uniform Administrative Requirements, Cost Principles, and Audit Requirements for Federal Awards (Uniform Guidance). Because the Schedule presents only a selected portion of the operations of Government, it is not intended to and does not present the financial position, changes in net position, or cash flows of the Government.

(2) Summary of Significant Accounting Policies

Expenditures reported on the Schedule are reported in accordance with accounting principles generally accepted in the United States of America as applied to governmental units, which is described in Note 1 to the Government's basic financial statements for the year ended October 31, 2020. Such expenditures are recognized following the cost principle contained in the Uniform Guidance, wherein certain types of expenditures are not allowable or are limited as to reimbursement.

(3) Indirect Cost Rate

The Government has elected not to use the 10 percent de minimis indirect cost rate allowed under the Uniform Guidance.

(4) Disaster Grants (CFDA 97.036)

The Government recognized approximately \$9,618 of federal revenue related to the Hurricane Katrina natural disaster. The eligible expenditures were recognized in a previous fiscal year; therefore, these expenditures are not included in the current year schedule of expenditures of federal awards. The omission of the eligible expenditures in the fiscal year of occurrence would not have impacted the testing performed or the programs identified as major federal programs in those fiscal years.

LAFAYETTE CITY-PARISH CONSOLIDATED GOVERNMENT
Lafayette, Louisiana

Schedule of Findings and Questioned Costs
For the Year Ended October 31, 2020

Part I. Summary of Auditor's Results:

1. The auditor's report expresses an unmodified opinion on the financial statements of the Government.
2. There were no significant deficiencies in internal control disclosed during the audit of the financial statements. There were four material weaknesses reported.
3. No instances of noncompliance material to the financial statements of the Government, which would be required to be reported in accordance with *Government Auditing Standards*, were disclosed during the audit.
4. There were no significant deficiencies or material weaknesses in internal control over major federal award programs reported during the audit.
5. The auditor's report on compliance for the major federal programs for the Government expresses an unmodified opinion on all major federal programs.
6. There were no audit findings that are required to be reported in accordance with 2 CFR section 200.516(a) in this schedule.
7. The following programs were considered to be major programs: COVID-19 Coronavirus Relief Fund (21.019) and Highway Planning and Construction Cluster (20.205 and 20.219).
8. The threshold used to distinguish between Type A and Type B programs as described in 2 CFR section 200.518(b)(1) was \$1,007,146.
9. The Government did not qualify as a low-risk auditee.

Part II. Findings which are required to be reported in accordance with generally accepted Governmental Auditing Standards:

Compliance Findings –

There were no compliance findings reported for the year ended October 31, 2020.

LAFAYETTE CITY-PARISH CONSOLIDATED GOVERNMENT
Lafayette, Louisiana

Schedule of Findings and Questioned Costs (Continued)
For the Year Ended October 31, 2020

Internal Control Findings –

2020-001 Controls Over Fuel Cards

Fiscal year finding initially occurred: 2019

Criteria

The Government should have a control policy in place in order to effectively manage fuel cards issued to government owned vehicles and the related personal identification numbers (PINs) issued to employees.

Condition

The Government has active fuel cards assigned to assets that have been disposed, assets that do not appear in the government's records, unidentified assets labeled as miscellaneous, and assets that have not been used in excess of 120 days. Additionally, the Government has vehicles/equipment that require fuel usage that do not have an active fuel card assigned. The Government has active PINs for former employees, names that are not in the employee master file, and employees with minimal usage.

Cause

The Government has not fully implemented procedures to ensure active fuel cards are assigned to all vehicles within the Government's fleet and to ensure active PINs are only assigned to current employees that require consistent use of the government fleet to perform their daily duties.

Effect

Inadequate policies and procedures for active fuel cards and PINs will not allow the Government to detect misuse or fraud in a timely manner.

Recommendation

Management should continue to implement procedures to ensure fuel cards are issued to assets when purchased and cancelled when no longer in use. Management should ensure PINs are assigned to employees based on their job description and their need for the use of the fleet to perform their assigned duties. Management should carefully review and track the fuel usage reports by asset to identify any unusual or unexpected trends.

Views of Responsible Officials and Planned Corrective Action

Procedures have been put in place to reduce the number of fuel cards PINs issued overall, to delete PINs for employees with no usage within six months, and to ensure PINs are deleted from the system upon employee termination. An in-depth review of fuel cards assigned to vehicles and equipment has begun but has not been completed. Management has engaged a consultant to review overall operations of the Vehicle Maintenance and assist the Division in implementing new policies and procedures to include the Fuel Card program. This project is expected to be on-going for the next twelve to eighteen months and will be overseen by the Public Works Director Chad Nepveaux.

LAFAYETTE CITY-PARISH CONSOLIDATED GOVERNMENT
Lafayette, Louisiana

Schedule of Findings and Questioned Costs (Continued)
For the Year Ended October 31, 2020

2020-002 Contracting for LUS Fiber Services

Fiscal year finding initially occurred: 2017

Criteria

The Government should have policies and procedures to ensure contract terms and pricing for communication services provided by the Government's Communications System to internal departments are consistently applied and comply with the Fair Competition Act.

Condition

The Government has contracts for communication services to internal departments that are not the most cost effective for the individual departments based on the original date of service. The contract terms can range from 12 months to 72 months with a reduction in pricing at each additional 12-month increment to the term.

Cause

The Government does not have procedures for management to effectively review new and existing contracts with internal departments for communication services.

Effect

The Government has internal departments that are being charged rates based on contract terms that may not be appropriate to perform their specific functions at rates that could be either lower or higher than necessary. This inconsistent contracting practice could be considered noncompliance with the Fair Competition Act.

Recommendation

Management should consider implementing a policy that would identify the terms that will be utilized by all internal departments when contracting for communication services. Additionally, management, with the assistance of their Information Services and Technology Department, should develop procedures to ensure contract terms, pricing, and level of service for communication services being offered to internal departments are appropriate and are in accordance with the guidelines of the Fair Competition Act.

Views of Responsible Officials and Planned Corrective Action

In order to ensure consistency in Affiliate contract pricing, standardized rates were identified for each service offering. These rates are structured to include variables such as bandwidth needs and contract term length. As an additional layer of transparency, a third-party consultant has been retained by LUS Fiber and is currently working to analyze a service offering and recommend fair market pricing. LUS Fiber will use these evaluations as a primary basis for rate adjustments for compliance with identified industry best practices. It is a primary goal of management to complete this analysis and work intensively with all of the stakeholders within Lafayette Consolidated Government to resolve this deficiency. The project is expected to be completed by October 31, 2021 and will be overseen by the Interim Communications Director Ryan Meche.

LAFAYETTE CITY-PARISH CONSOLIDATED GOVERNMENT
Lafayette, Louisiana

Schedule of Findings and Questioned Costs (Continued)
For the Year Ended October 31, 2020

2020-003 Late Fees on Internal Billing for Services

Fiscal year finding initially occurred: 2020

Criteria

The Government should have policies and procedures to ensure timely payment of internal invoices to avoid late fees being assessed.

Condition

The Government has internal billing invoices for communication services that are not being paid timely.

Cause

The Government does not have procedures in place to ensure internal invoices are processed and paid prior to the due date.

Effect

The Government has internal departments that are paying late fees on communication services. The payment of late fees by internal departments to the communications division for services could be considered noncompliance with the Fair Competition Act.

Recommendation

Management should consider implementing policies and procedures to ensure all invoices, internal and external, are paid timely to avoid late fees and/or interest charges being assessed. Management should monitor their monthly budget-to-actual statements and make appropriate amendments prior to line items reaching their limits in order to minimize any delays in processing invoices from internal and external vendors.

Views of Responsible Officials and Planned Corrective Action

Lafayette Consolidate Government does have internal policies in place to direct the timely payment of all invoices. However, these procedures have not been followed consistently. In some cases, billing disputes or budgetary issues have delayed the payment of Communication invoices resulting in late fees. Management will retrain staff to ensure existing policies are followed and will review all policies for changes as appropriate. This project is expected to be completed within three to six months and will be overseen by the Chief Financial Officer Lorrie Toups.

LAFAYETTE CITY-PARISH CONSOLIDATED GOVERNMENT
Lafayette, Louisiana

Schedule of Findings and Questioned Costs (Continued)
For the Year Ended October 31, 2020

2020-004 Recording Capital Assets

Fiscal year finding initially occurred: 2020

Criteria

In accordance with Louisiana Revised Statute 24:515.B.1, the Government must maintain records of all land, buildings, improvements other than buildings, equipment, and any other general fixed assets which were purchased or acquired. The listing of capital assets must be updated each year for any assets acquired and disposed.

Condition

The Government's listing of capital assets did not reflect all assets purchased or acquired in the appropriate fiscal year.

Cause

The Government did not have procedures in place to reconcile assets purchased or acquired to their capital asset listing to ensure all assets were capitalized in the proper period.

Effect

The Government's capital asset listing did not include the additions of land/buildings and lift stations in the appropriate fiscal year.

Recommendation

Management should review their policies and procedures to ensure all assets purchased or acquired are added to their capital asset listing in the appropriate fiscal year. Failure to identify and account for assets/property exposes the Government to possible loss, theft, or misuse of their assets.

Views of Responsible Officials and Planned Corrective Action

In reviewing this issue, it was discovered that there are some timing issues in the reporting of asset purchases from outside departments. Management has reviewed all of the policies and procedures with the appropriate Purchasing staff and those outside the Division. Changes in procedures have already been implemented to ensure that assets are entered into the capital asset listing in a timely manner.

LAFAYETTE CITY-PARISH CONSOLIDATED GOVERNMENT
Lafayette, Louisiana

Schedule of Findings and Questioned Costs (Continued)
For the Year Ended October 31, 2020

Part III. Findings and questioned costs for Federal awards which include audit findings as defined in 2 CFR section 200 of the Uniform Guidance:

Compliance Findings -

There were no findings reported.

Internal Control Findings -

There were no findings reported.

April 19, 2021

U.S. Department of Treasury

The Lafayette City-Parish Consolidated Government respectfully submits the following corrective action plan for the year ended October 31, 2020.

Audit conducted by:

Kolder, Slaven & Company, LLC
183 S. Beadle Road
Lafayette, Louisiana 70508

Audit Period: November 1, 2019 – October 31, 2020

The findings from the October 31, 2020 schedule of findings and questioned costs are discussed below. The findings are numbered consistently with the numbers assigned in the schedule.

FINDINGS – FINANCIAL STATEMENT AUDIT

Material Weakness-

Internal Control:

2020-001 Controls Over Fuel Cards

Finding: The Government has active fuel cards assigned to assets that have been disposed, assets that do not appear in the government's records, unidentified assets labeled as miscellaneous, and assets that have not been used in excess of 120 days. Additionally, the Government has vehicles/equipment that require fuel usage that do not have an active fuel card assigned. The Government has active PINs for former employees, names that are not in the employee master file, and employees with minimal usage.

Corrective Action Plan: Procedures have been put in place to reduce the number of fuel card PINs issued overall, to delete PINs for employees with no usage within six months, and to ensure PINs are deleted from the system upon employee termination. An in-depth review of fuel cards assigned to vehicles and equipment has begun but has not been completed. Management has engaged a consultant to review overall operations of Vehicle Maintenance and assist the Division in implementing new policies and procedures to include the Fuel Card program. This project is expected to be on-going for the next twelve to eighteen months and will be overseen by the Public Works Director Chad Nepveaux.

2020-002 Contracting for LUS Fiber Services

Finding: The Government has contracts for communication services to internal departments that are not the most cost effective for the individual departments based on the original date of service. The contract terms can range from 12 months to 72 months with a reduction in pricing at each additional 12-month increment to the term.

Corrective Action Plan: In order to ensure consistency in Affiliate contract pricing, standardized rates were identified for each service offering. These rates are structured to include variables such as bandwidth needs and contract term length. As an additional layer of transparency, a third-party consultant has been retained by LUS Fiber and is currently working to analyze a service offering and recommend fair market pricing. LUS Fiber will use these evaluations as a primary basis for rate adjustments for compliance with identified industry best practices. It is a primary goal of management to complete this analysis and work intensively with all of the stakeholders within Lafayette Consolidated Government to resolve this deficiency. The project is expected to be completed by October 31, 2021 and will be overseen by the Interim Communications Director Ryan Meche.

2020-003 Late Fees on Internal Billing for Services

Finding: The Government should have policies and procedures to ensure timely payment of internal invoices to avoid late fees being assessed.

Corrective Action Plan: Lafayette Consolidated Government does have internal policies in place to direct the timely payment of all invoices. However, these procedures have not been followed consistently. In some cases, billing disputes or budgetary issues have delayed the payment of Communication invoices resulting in late fees. Management will retrain staff to ensure existing policies are followed and will review all policies for changes as appropriate. This project is expected to be completed within three to six months and will be overseen by the Chief Financial Officer Lorrie Toups.

2020-004 Recording Capital Assets

Finding: The Government's listing of capital assets did not reflect all assets purchased or acquired in the appropriate fiscal year.

Corrective Action Plan: In reviewing this issue, it was discovered that there are some timing issues in the reporting of asset purchases from outside departments. Management has reviewed all of the policies and procedures with the appropriate Purchasing staff and those outside the Division. Changes in procedures have already been implemented to ensure that assets are entered into the capital asset listing in a timely manner.

FINDINGS – FEDERAL AWARD PROGRAMS AUDIT

There were no federal award program findings reported for the year ended October 31, 2020.

The findings noted above will be evaluated and corrective action will be taken as indicated on the respective finding. Should any federal or state pass-through grant agencies have questions regarding this plan, please contact Lorrie R. Toups, CPA, at 337-291-8202.

Sincerely,



Lorrie R. Toups, CPA
Chief Financial Officer

Lafayette City-Parish Consolidated Government
Summary Schedule of Prior Year Audit Findings
For the Year Ended October 31, 2020

FINDINGS - FINANCIAL STATEMENT AUDIT:

Internal Control Findings –

2019-001 Controls Over Fuel Cards

Fiscal year finding initially occurred: 2019

Condition

The Government has active fuel cards assigned to assets that have been disposed, assets that do not appear in the government's records, unidentified assets labeled as miscellaneous, and assets that have not been used in excess of 120 days. Additionally, the Government has vehicles/equipment that require fuel usage that do not have an active fuel card assigned. The Government has active PINs for former employees, names that are not in the employee master file, and employees with minimal usage.

Views of Responsible Officials and Planned Corrective Action

Management agrees with this finding. An in-depth analysis of all fuel cards and PINs issued was begun in January and is expected to be completed soon. Any errors found in this finding and from the analysis will be corrected. Additionally, management has begun a full review of fuel card procedures and policies and appropriate changes will be made to both. The estimated timeframe of completion is between 4-6 months and will be overseen by the Public Works Director Chad Nepveaux.

Current Status: Not resolved. See Internal Control Finding 2020-001.

2019-002 Contracting for LUS Fiber Services

Fiscal year finding initially occurred: 2017

Condition

The Government has contracts for communication services to internal departments that have inconsistent terms. The contract terms can range from 12 months to 72 months with varying pricing at each 12-month increment.

Views of Responsible Officials and Planned Corrective Action

In order to ensure consistency in affiliate contact pricing, standardized rates were identified for each service offering. These rates are structured to include variables such as bandwidth needs and contract term length. As an additional layer of transparency, LUS Fiber intends to engage a third-party consultant to evaluate service offerings and recommend fair market pricing. LUS Fiber will use these evaluations as a primary basis for rate adjustment for compliance with identified industry best practices. The estimated timeframe of completion is between 3-6 months and will be overseen by Interim LUS Fiber Director Kayla Brooks.

Current Status: Not resolved. See Internal Control Finding 2020-002.

FINDINGS – FEDERAL AWARD PROGRAMS AUDIT:

U.S. Department of Transportation and Development, U.S. Department of Housing and Urban Development, and U. S. Department of Homeland Security:

Compliance Findings -

2019-003 Written Policies for Federal Programs

Fiscal year finding initially occurred: 2019

Federal Transit Formula Grants (20.500, 20.507, 20.526); HOME Investment Partnership Program (14.239); CDBG – Entitlement Grants Cluster (14.218); Disaster Grants (97.036):

Condition

The Government was unable to provide documentation of written procedures for determining the allowability of cost.

Views of Responsible Officials and Planned Corrective Action

Management will review the administrative requirements for federal programs to ensure compliance with all federal award requirements. Prior to funding, all proposed activities will be reviewed for compliance with the appropriate federal requirements. Additionally, written procedures for determining allowability of costs of federal expenditures has since been compiled following notice of the finding. The response to this finding was implemented prior to the completion of the audit by Community Development Director Hollis Conway.

Current Status: Resolved.

U.S. Department of Housing and Urban Development:

Compliance Findings -

2019-004 Revolving Loan Program

CDBG – Entitlement Grants Cluster (14.218):

Fiscal year finding initially occurred: 2019

Condition

The Government is operating a revolving loan program with CDBG funds that are combined with the activities of a HOME loan program.

Views of Responsible Officials and Planned Corrective Action

Management shall create a separate fund and accounts to record only the activities of the CDBG revolving loan program. Currently, two funds are used to report CDBG and HOME program income. The current HUD Housing Loan Program Fund shall be renamed the HUD CDBG Loan Program Fund. The current NHS Loan Fund shall be renamed the HUD HOME Loan Program Fund. Five CDBG and HOME receivables shall be transferred between the two funds so that each source of receivables will be reported in the proper CDBG or HOME fund. The estimated timeframe of completion is between 60 days of the audit ending date and will be overseen by Community Development Director Hollis Conway.

Current Status: Resolved.

U.S. Department of Housing and Urban Development:

Compliance Findings -

2019-005 Program Income

HOME Investment Partnership Program (14.239) M-13-MC-22-0202, M-14-MC-22-0202, M-15-MC-22-0202, M-16-MC-22-0202, M-18-MC-22-0202:

Fiscal year finding initially occurred: 2019

Condition

The Government did not disburse the funds in their local account prior to requesting funds from the United States Treasury account.

Views of Responsible Officials and Planned Corrective Action


Management has established processes and procedures to properly report all program income when collected. Additionally, program income will be properly disbursed prior to requesting funds from the grantor. The estimated timeframe of completion is between 60 days of the audit ending date and will be overseen by Community Development Director Hollis Conway.

Current Status: Not Resolved.

Updated Views of Responsible Officials and Planned Corrective Action

This finding was partially corrected in fiscal year ending October 31, 2020. A correction was made to ensure the existing program income was committed in HUD's computerized disbursement and information system (IDIS) prior to utilizing HOME funds from the United States Treasury account. We are in the process of implementing procedures to ensure principal and interest funds received from the HOME loan program are properly committed as program income in IDIS prior to utilizing HOME funds. We expect this portion of the finding to be complete by April 30, 2021.

Sincerely,



Lorrie R. Toups, CPA
Chief Financial Officer