

Water Weekly

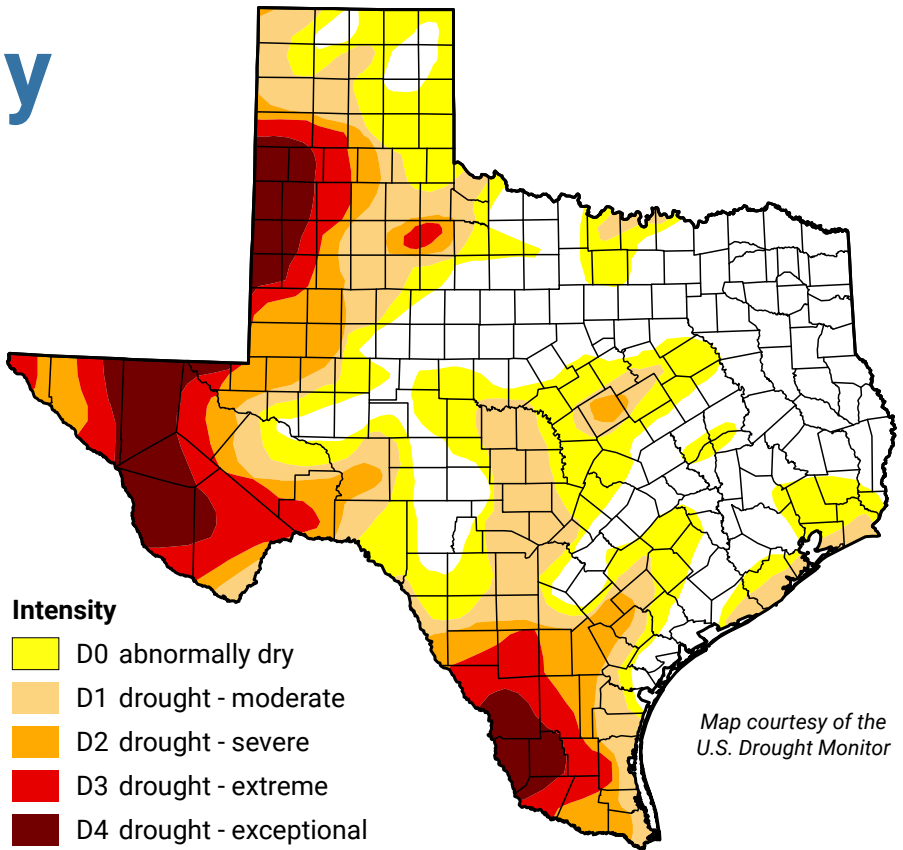
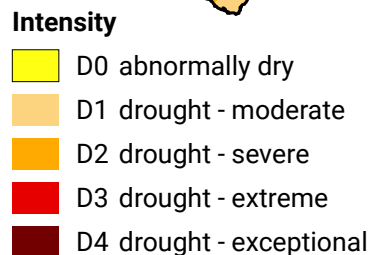
For the week of 05/17/21

Water conditions

Compared to last week, the latest drought map for conditions as of May 11 shows improved drought conditions in Central Texas and degraded conditions in West Texas and the Panhandle. Statewide, for the fourth consecutive week, the area impacted by moderate or worse drought declined.

Drought conditions

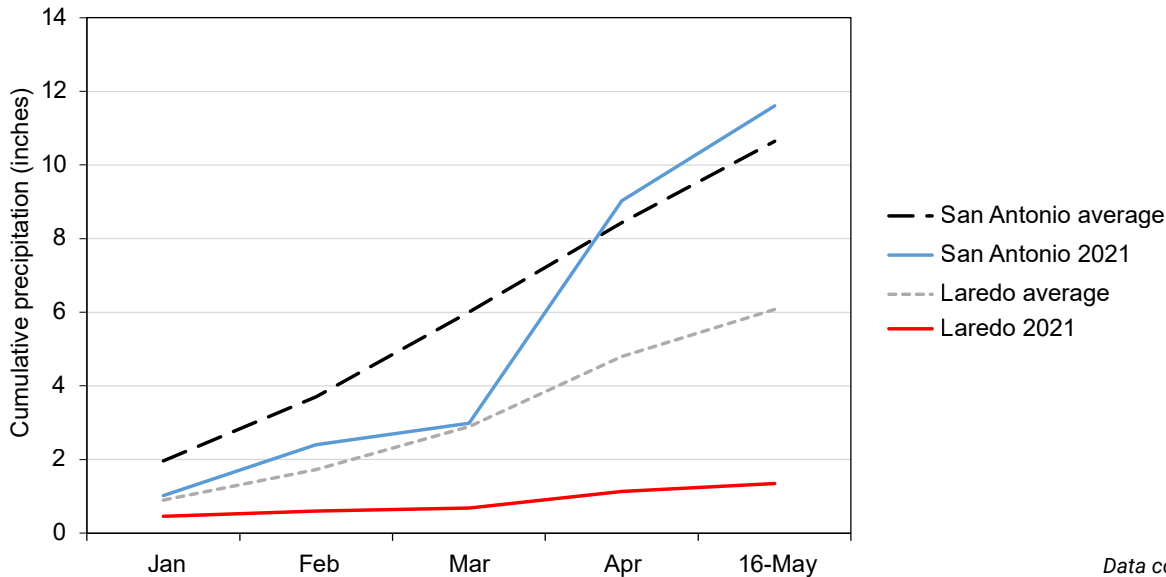
- ◆ 44% now
- ◆ 45% a week ago
- ◆ 47% three months ago
- ◆ 15% a year ago



Map courtesy of the
U.S. Drought Monitor

San Antonio and Laredo precipitation

At the end of March, cumulative rainfall for both San Antonio and Laredo was well below average for the year. By May 16, however, San Antonio received an additional 8.6 inches of rainfall and is now well ahead of average for the year. Unfortunately, conditions for Laredo remain well below average.



Data courtesy of NOAA

Written by Dr. Mark Wentzel — Dr. Mark Wentzel is a hydrologist in the TWDB's Office of Water Science and Conservation.

Bryan McMath, Governmental Relations | bryan.mcmath@twdb.texas.gov | 512-463-7850
Lauren Munguia, Media Relations | lauren.munguia@twdb.texas.gov | 512-463-2322