

Texas Water Development Board

P.O. Box 13231, 1700 N. Congress Ave.
Austin, TX 78711-3231, www.twdb.texas.gov
Phone (512) 463-7847, Fax (512) 475-2053

TO: Board Members

JW

THROUGH: Jeff Walker, Executive Administrator
Amanda Lavin, Assistant Executive Administrator

AL

FROM: Investment Officers

DATE: January 29, 2021

SUBJECT: Quarterly Investment Report for the Quarter Ending November 30, 2020

The Quarterly Investment Report (QIR) for the period ending November 30, 2020 is attached and has been prepared in accordance with the Public Funds Investment Act (PFIA) and TWDB's Investment Policy.

The attached report includes a detailed inventory of investments as well as multiple charts, graphs and tables.

The market value of all investments as of November 30, 2020 is \$3,075,285,962. Investments include cash, money market funds, commercial paper, repurchase agreements, and a variety of federal, state, and local securities.

The Annual Investment Officer Training Report is attached for your review. Please note that all Finance Investment Officers have attended the training to meet with PFIA's training calendar.

The existing Texas Treasury Safekeeping Trust Company contracts authorizing investment activities continue to be sufficient for meeting TWDB needs.

Rebecca Trevino

Rebecca Trevino, Chief Financial Officer

Georgia Sanchez

Georgia Sanchez, Development Fund Manager

LeeRoy Lopez

LeeRoy Lopez, Director of Accounting

Our Mission

Leading the state's efforts in ensuring a secure water future for Texas and its citizens

Board Members

Peter M. Lake, Chairman | Kathleen Jackson, Board Member | Brooke T. Paup, Board Member

Jeff Walker, Executive Administrator

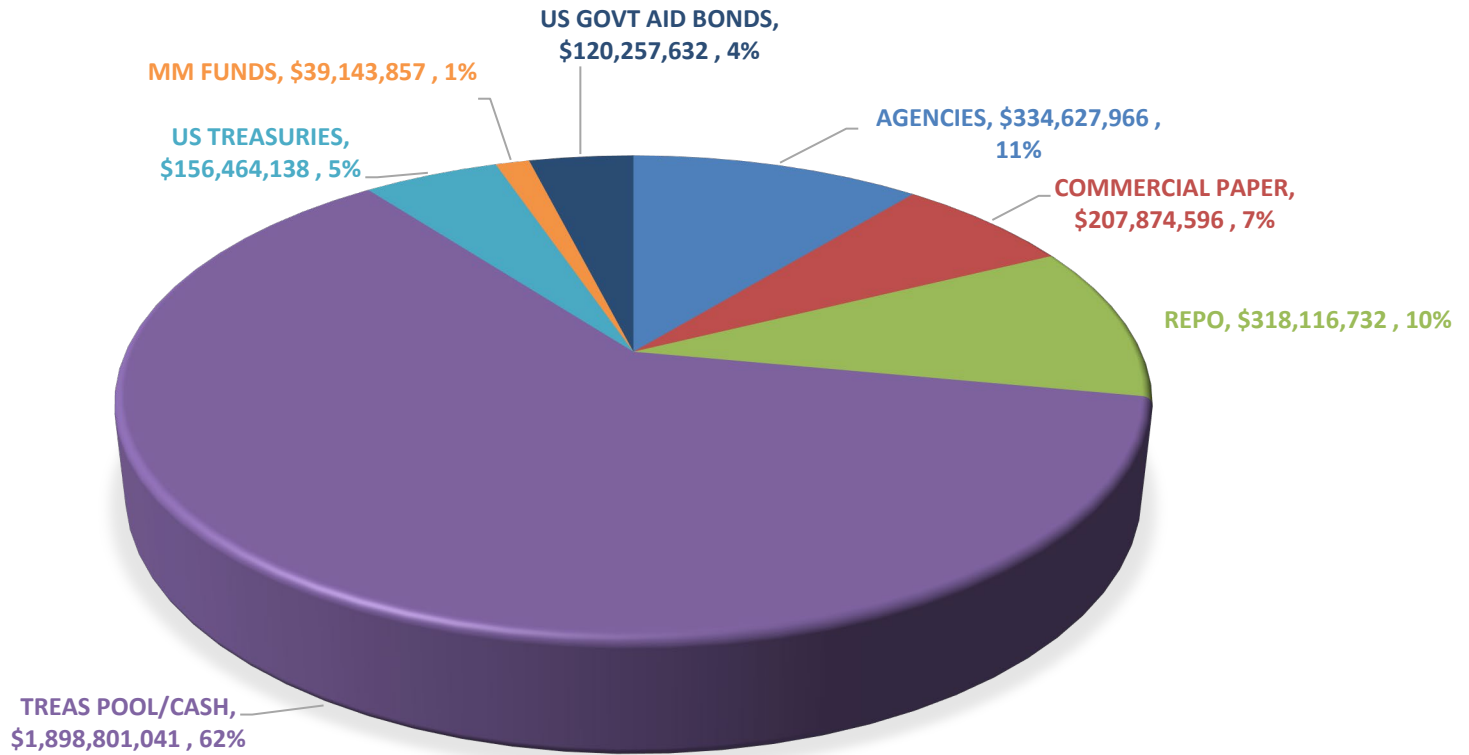
Attachment(s): Quarterly Investment Report
As of November 30, 2020
Annual Investment Officer Training Report
As of November 30, 2020

Quarterly Investment Report as of November 30, 2020

Compliant with PFIA Requirements

PORTFOLIO BY SECURITY TYPE

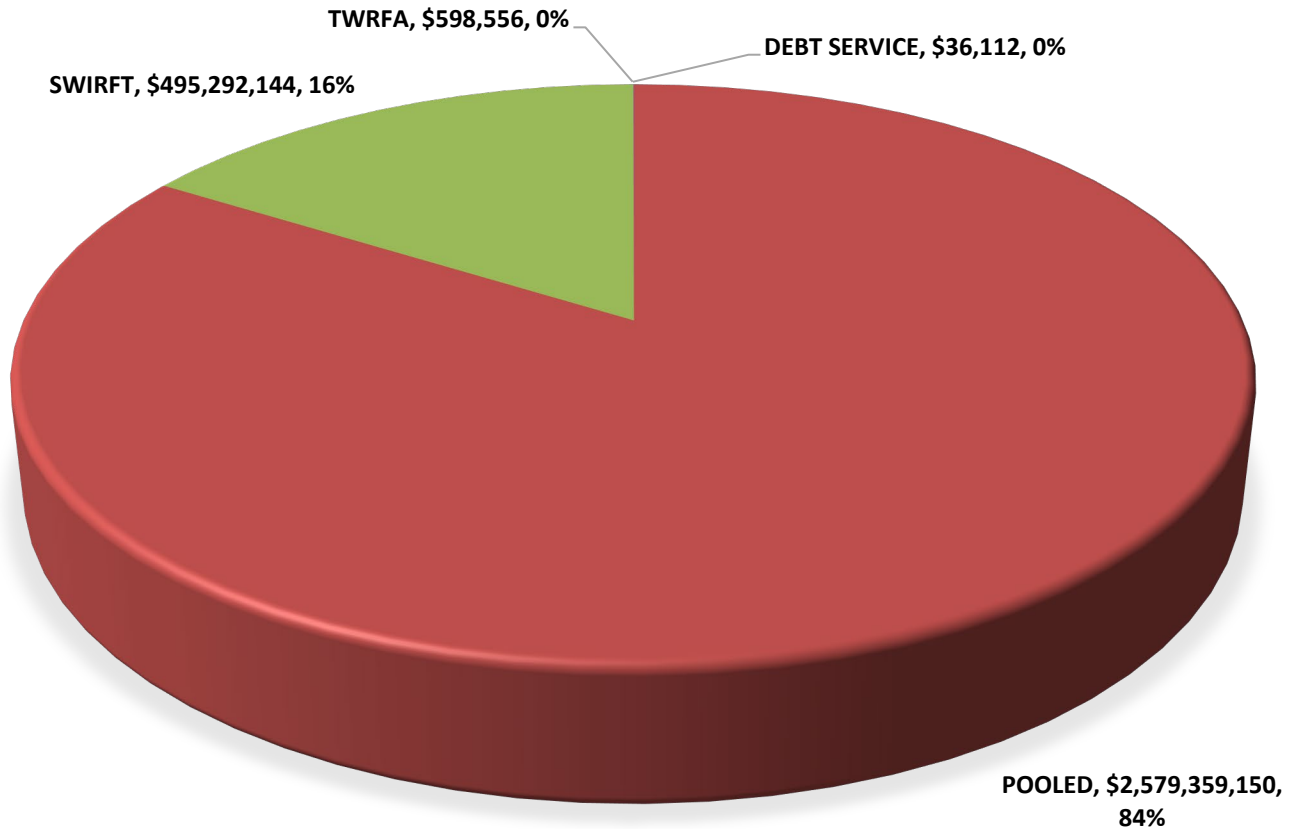
Total Market Value \$3,075,285,962



Compliant with PFIA Requirements

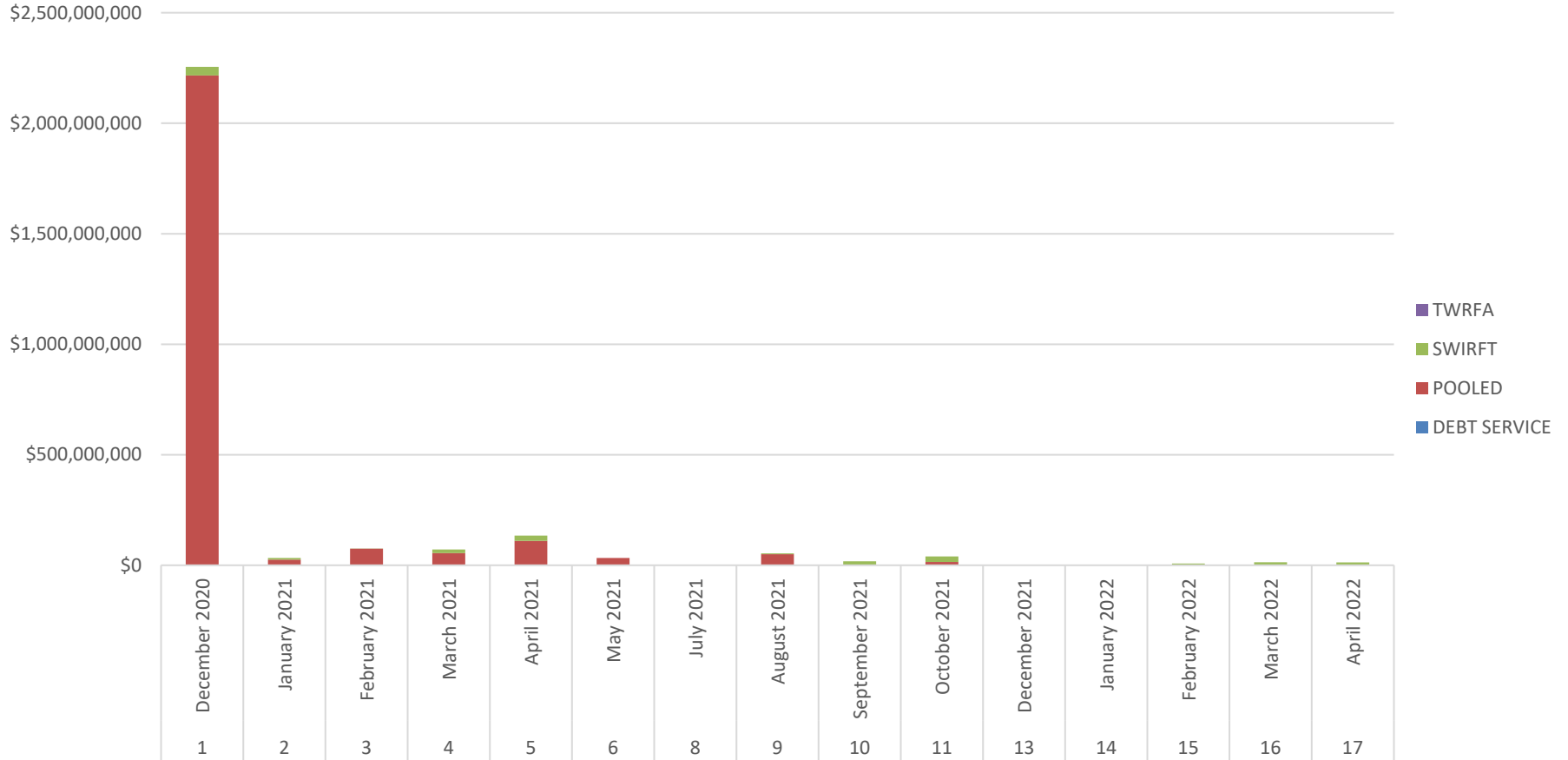
PORTFOLIO BY FUND TYPE

Total Market Value \$3,075,285,962



Compliant with PFIA Requirements

INVESTMENTS MATURING WITHIN 18 MONTHS

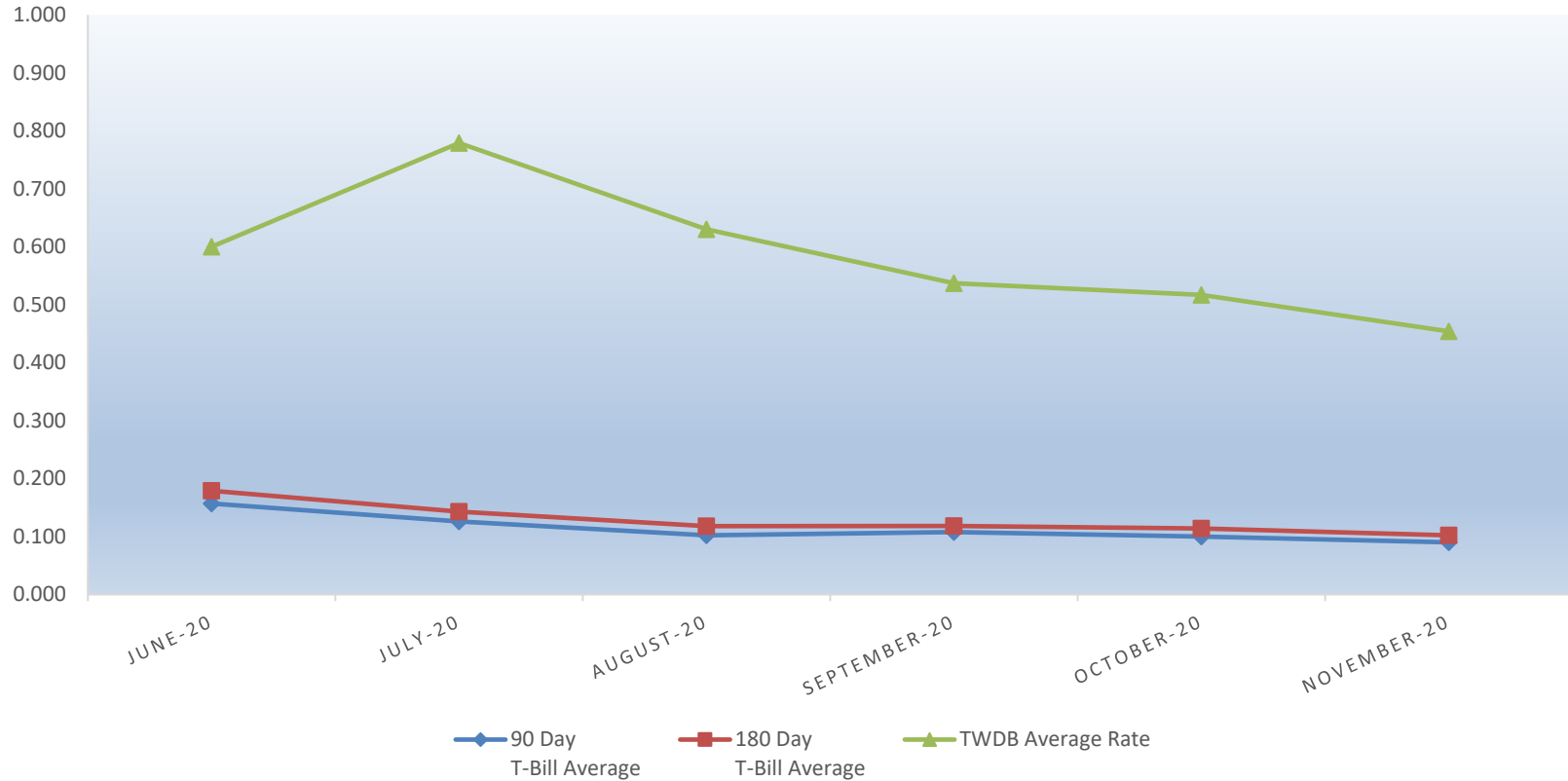


Compliant with PFIA Requirements



FY21 AVERAGE MONTHLY YIELDS

Excludes Assistance Accounts



Compliant with PFIA Requirements



PORTFOLIO SUMMARY BY SECURITY

Investment Type	PAR Value	Book Value	Market Value	% Share
Treasury Pool/Cash	\$1,898,801,041	\$1,898,801,041	\$1,898,801,041	61.74%
Money Market Funds	\$39,143,857	\$39,143,857	\$39,143,857	1.27%
Commercial Paper	\$208,000,000	\$207,843,611	\$207,874,596	6.76%
Repurchase Agreements	\$318,116,732	\$318,116,732	\$318,116,732	10.34%
US Treasury Bills/Notes	\$155,484,000	\$155,827,007	\$156,464,138	5.09%
US Agency Discounts/Bonds	\$329,058,000	\$317,577,676	\$334,627,966	10.88%
US Govt Aid Bonds	\$116,683,000	\$115,493,991	\$120,257,632	3.91%
Portfolio Totals	\$3,065,286,630	\$3,052,803,915	\$3,075,285,962	100.00%

Portfolio totals may not be exact due to rounding.

Compliant with PFIA Requirements

PORTFOLIO SUMMARY BY FUND

Fund Type	PAR Value	Book Value	Market Value	Quarterly Average Yield	Weighted Average Maturity (WAM) in Days	Earnings for Period
State Pools						
Treasury Funds	\$1,898,764,929	\$1,898,764,929	\$1,898,764,929	0.593%	0.62	\$2,788,152
TTSTC Funds (CW/DWSRF)	<u>\$680,566,176</u>	<u>\$680,429,575</u>	<u>\$680,594,221</u>	0.252%	16.99	<u>\$426,885</u>
Pooled Funds	\$2,579,331,105	\$2,579,194,504	\$2,579,359,150	0.502%		\$3,215,037
Debt Service Funds	\$36,112	\$36,112	\$36,112	0.588%	0.00	\$51
SWIRFT Funds	\$485,320,857	\$472,974,743	\$495,292,144	N/A	161.94	N/A
TWRFA Funds	<u>\$598,556</u>	<u>\$598,556</u>	<u>\$598,556</u>	2.285%	0.07	<u>\$3,410</u>
Portfolio Totals	\$3,065,286,630	\$3,052,803,915	\$3,075,285,962	0.503%		\$3,218,498
Unrealized Gains/(Losses)	\$22,482,047					

Portfolio totals may not be exact due to rounding.

Compliant with PFIA Requirements

PORTFOLIO SUMMARY OF CHANGES BY FUND TYPE

	PAR Value	Book Value	Market Value
Pooled Funds			
Beginning Balance 9/1/2020	\$2,560,753,914	\$2,560,375,391	\$2,560,941,120
Period Changes	<u>\$18,577,191</u>	<u>\$18,819,113</u>	<u>\$18,418,030</u>
Ending Balance 11/30/2020	\$2,579,331,105	\$2,579,194,504	\$2,579,359,150
Debt Service Funds			
Beginning Balance 9/1/2020	\$29,891	\$29,891	\$29,891
Period Changes	<u>\$6,220</u>	<u>\$6,220</u>	<u>\$6,220</u>
Ending Balance 11/30/2020	\$36,112	\$36,112	\$36,112
SWIRFT Funds			
Beginning Balance 9/1/2020	\$501,214,454	\$488,240,132	\$512,782,686
Period Changes	<u>-\$15,893,597</u>	<u>-\$15,265,389</u>	<u>-\$17,490,542</u>
Ending Balance 11/30/2020	\$485,320,857	\$472,974,743	\$495,292,144
TWRFA Funds			
Beginning Balance 9/1/2020	\$598,526	\$598,526	\$598,526
Period Changes	<u>\$30</u>	<u>\$30</u>	<u>\$30</u>
Ending Balance 11/30/2020	\$598,556	\$598,556	\$598,556

Compliant with PFIA Requirements

Portfolio Asset Listing by Maturity Date

As of November 30,2020

Fund Type	Security Description	Security Type	CUSIP	Maturity Date	PAR Value	Book Value	Market Value
SWIRFT	DREYFUS GOVT CM INST 289	MM FUNDS	X9USDDGCM	12/01/20	\$22,277.19	\$22,277.19	\$22,277.19
SWIRFT	DREYFUS GOVT CM INST FD 289	MM FUNDS	X9USDDGCM	12/01/20	\$0.03	\$0.03	\$0.03
SWIRFT	DREYFUS GOVT CM INST 289	MM FUNDS	X9USDDGCM	12/01/20	\$511,312.10	\$511,312.10	\$511,312.10
SWIRFT	DREYFUS GOVT CM INST FD 289	MM FUNDS	X9USDDGCM	12/01/20	\$4,442,448.09	\$4,442,448.09	\$4,442,448.09
SWIRFT	DREYFUS GOVT CM INST 289	MM FUNDS	X9USDDGCM	12/01/20	\$96,442.25	\$96,442.25	\$96,442.25
SWIRFT	DREYFUS GOVT CM INST 289	MM FUNDS	X9USDDGCM	12/01/20	\$3,434,177.18	\$3,434,177.18	\$3,434,177.18
SWIRFT	DREYFUS GOVT CM INST 289	MM FUNDS	X9USDDGCM	12/01/20	\$55,927.37	\$55,927.37	\$55,927.37
SWIRFT	DREYFUS GOVT CM INST 289	MM FUNDS	X9USDDGCM	12/01/20	\$9,493,393.16	\$9,493,393.16	\$9,493,393.16
SWIRFT	DREYFUS GOVT CM INST 289	MM FUNDS	X9USDDGCM	12/01/20	\$6,068,531.17	\$6,068,531.17	\$6,068,531.17
SWIRFT	DREYFUS GOVT CM INST FD 289	MM FUNDS	X9USDDGCM	12/01/20	\$2,155.20	\$2,155.20	\$2,155.20
SWIRFT	DREYFUS GOVT CM INST FD 289	MM FUNDS	X9USDDGCM	12/01/20	\$329,088.78	\$329,088.78	\$329,088.78
SWIRFT	DREYFUS GOVT CM INST FD 289	MM FUNDS	X9USDDGCM	12/01/20	\$11.79	\$11.79	\$11.79
SWIRFT	DREYFUS GOVT CM INST FD 289	MM FUNDS	X9USDDGCM	12/01/20	\$10,297.38	\$10,297.38	\$10,297.38
SWIRFT	DREYFUS GOVT CM INST FD 289	MM FUNDS	X9USDDGCM	12/01/20	\$154,083.01	\$154,083.01	\$154,083.01
SWIRFT	DREYFUS GOVT CM INST 289	MM FUNDS	X9USDDGCM	12/01/20	\$1,656,774.53	\$1,656,774.53	\$1,656,774.53
SWIRFT	DREYFUS GOVT CM INST 289	MM FUNDS	X9USDDGCM	12/01/20	\$1,342,319.57	\$1,342,319.57	\$1,342,319.57
SWIRFT	DREYFUS GOVT CM INST 289	MM FUNDS	X9USDDGCM	12/01/20	\$68,524.39	\$68,524.39	\$68,524.39
SWIRFT	DREYFUS GOVT CM INST FD 289	MM FUNDS	X9USDDGCM	12/01/20	\$720.04	\$720.04	\$720.04
SWIRFT	DREYFUS GOVT CM INST 289	MM FUNDS	X9USDDGCM	12/01/20	\$35,391.31	\$35,391.31	\$35,391.31
SWIRFT	DREYFUS GOVT CM INST 289	MM FUNDS	X9USDDGCM	12/01/20	\$71,982.21	\$71,982.21	\$71,982.21
SWIRFT	DREYFUS GOVT CM INST 289	MM FUNDS	X9USDDGCM	12/01/20	\$13,597.42	\$13,597.42	\$13,597.42
SWIRFT	DREYFUS GOVT CM INST FD 289	MM FUNDS	X9USDDGCM	12/01/20	\$1,612.49	\$1,612.49	\$1,612.49
SWIRFT	DREYFUS GOVT CM INST FD 289	MM FUNDS	X9USDDGCM	12/01/20	\$230,203.03	\$230,203.03	\$230,203.03
SWIRFT	DREYFUS GOVT CM INST 289	MM FUNDS	X9USDDGCM	12/01/20	\$97,852.47	\$97,852.47	\$97,852.47
SWIRFT	DREYFUS GOVT CM INST FD 289	MM FUNDS	X9USDDGCM	12/01/20	\$17,284.82	\$17,284.82	\$17,284.82
SWIRFT	DREYFUS GOVT CM INST FD 289	MM FUNDS	X9USDDGCM	12/01/20	\$462,465.63	\$462,465.63	\$462,465.63
SWIRFT	DREYFUS GOVT CM INST FD 289	MM FUNDS	X9USDDGCM	12/01/20	\$1,561,973.47	\$1,561,973.47	\$1,561,973.47
SWIRFT	DREYFUS GOVT CASH MGMT FD 289	MM FUNDS	X9USDDGCM	12/01/20	\$50,000.00	\$50,000.00	\$50,000.00
SWIRFT	DREYFUS GOVT CM INST FD 289	MM FUNDS	X9USDDGCM	12/01/20	\$12,575.77	\$12,575.77	\$12,575.77
SWIRFT	DREYFUS GOVT CM INST FD 289	MM FUNDS	X9USDDGCM	12/01/20	\$243,750.00	\$243,750.00	\$243,750.00
SWIRFT	DREYFUS GOVT CM INST FD 289	MM FUNDS	X9USDDGCM	12/01/20	\$7,221.65	\$7,221.65	\$7,221.65
SWIRFT	DREYFUS GOVT CM INST 289	MM FUNDS	X9USDDGCM	12/01/20	\$74,848.60	\$74,848.60	\$74,848.60
SWIRFT	DREYFUS GOVT CM INST 289	MM FUNDS	X9USDDGCM	12/01/20	\$1,221.54	\$1,221.54	\$1,221.54
SWIRFT	DREYFUS GOVT CM INST 289	MM FUNDS	X9USDDGCM	12/01/20	\$99,560.27	\$99,560.27	\$99,560.27
SWIRFT	DREYFUS GOVT CM INST 289	MM FUNDS	X9USDDGCM	12/01/20	\$1,401.75	\$1,401.75	\$1,401.75
SWIRFT	DREYFUS GOVT CM INST FD 289	MM FUNDS	X9USDDGCM	12/01/20	\$5,852.28	\$5,852.28	\$5,852.28
SWIRFT	DREYFUS GOVT CASH MGMT FD 289	MM FUNDS	X9USDDGCM	12/01/20	\$5,074.29	\$5,074.29	\$5,074.29
SWIRFT	DREYFUS GOVT CM INST 289	MM FUNDS	X9USDDGCM	12/01/20	\$79,268.82	\$79,268.82	\$79,268.82

Portfolio Asset Listing by Maturity Date

As of November 30,2020

Fund Type	Security Description	Security Type	CUSIP	Maturity Date	PAR Value	Book Value	Market Value
SWIRFT	DREYFUS GOVT CM INST FD 289	MM FUNDS	X9USDDGCM	12/01/20	\$8,524.43	\$8,524.43	\$8,524.43
SWIRFT	DREYFUS GOVT CM INST 289	MM FUNDS	X9USDDGCM	12/01/20	\$4,353.63	\$4,353.63	\$4,353.63
SWIRFT	DREYFUS GOVT CM INST FD 289	MM FUNDS	X9USDDGCM	12/01/20	\$1,497,351.58	\$1,497,351.58	\$1,497,351.58
SWIRFT	DREYFUS GOVT CM INST FD 289	MM FUNDS	X9USDDGCM	12/01/20	\$6,752,107.97	\$6,752,107.97	\$6,752,107.97
SWIRFT	DREYFUS GOVT CM INST FD 289	MM FUNDS	X9USDDGCM	12/01/20	\$73,300.87	\$73,300.87	\$73,300.87
SWIRFT	DREYFUS GOVT CM INST FD 289	MM FUNDS	X9USDDGCM	12/01/20	\$539.84	\$539.84	\$539.84
SWIRFT	DREYFUS GOVT CM INST 289	MM FUNDS	X9USDDGCM	12/01/20	\$15,604.55	\$15,604.55	\$15,604.55
SWIRFT	DREYFUS GOVT CM INST FD 289	MM FUNDS	X9USDDGCM	12/01/20	\$26,581.40	\$26,581.40	\$26,581.40
SWIRFT	DREYFUS GOVT CM INST 289	MM FUNDS	X9USDDGCM	12/01/20	\$3,871.63	\$3,871.63	\$3,871.63
POOLED	TREAS POOL/CASH	TREAS POOL/CASH	CASH POOL	12/01/20	\$1,898,764,929.21	\$1,898,764,929.21	\$1,898,764,929.21
DEBT SERVICE	TREAS POOL/CASH	TREAS POOL/CASH	CASH POOL	12/01/20	\$36,111.77	\$36,111.77	\$36,111.77
POOLED	TRUST POOL/CASH	TRUST POOL/CASH	CASH POOL	12/01/20	\$0.88	\$0.88	\$0.88
POOLED	NATWEST REPO	REPO	REPO_NMA_5417	12/01/20	\$292,000,000.00	\$292,000,000.00	\$292,000,000.00
POOLED	NATWEST REPO	REPO	REPO_NMA_5418	12/01/20	\$25,566,175.00	\$25,566,175.00	\$25,566,175.00
SWIRFT	RESOLUTION FDG CORP FED 0.0 15JAN21	AGENCIES	76116FAG2	01/15/21	\$1,706,000.00	\$1,703,211.70	\$1,705,675.86
SWIRFT	FEDERAL HOME LN MTG COR 0.0 15JAN21	AGENCIES	3134A4MW1	01/15/21	\$125,000.00	\$124,726.49	\$124,923.75
SWIRFT	RESOLUTION FDG CORP FED 0.0 15JAN21	AGENCIES	76116EFX3	01/15/21	\$198,000.00	\$197,564.60	\$197,962.38
SWIRFT	RESOLUTION FDG CORP FED 0.0 15JAN21	AGENCIES	76116FAG2	01/15/21	\$1,185,000.00	\$1,182,428.07	\$1,184,774.85
SWIRFT	RESOLUTION FDG CORP FED 0.0 15JAN21	AGENCIES	76116FAG2	01/15/21	\$4,888,000.00	\$4,877,263.56	\$4,887,071.28
POOLED	US TREASURY	US TREASURIES	9128285X4	01/31/21	\$25,000,000.00	\$25,057,741.57	\$25,107,422.00
POOLED	CAFCO LLC	COMMERCIAL PAPER	1247P2P57	02/05/21	\$25,000,000.00	\$24,984,740.97	\$24,989,508.42
POOLED	FMS WERTMANAGEMENT	COMMERCIAL PAPER	34411GPB6	02/11/21	\$25,000,000.00	\$24,984,493.13	\$24,989,052.98
SWIRFT	ISRAEL ST U S GOVT GTD 0.0 15FEB21	US GOVT AID BONDS	465139MNO	02/15/21	\$10,000.00	\$9,972.69	\$9,990.40
SWIRFT	ISRAEL ST U S GOVT GTD 0.0 15FEB21	US GOVT AID BONDS	465139MNO	02/15/21	\$250,000.00	\$249,072.06	\$249,760.00
POOLED	BANK OF MONTREAL	COMMERCIAL PAPER	06367JPN6	02/22/21	\$25,000,000.00	\$24,986,338.77	\$24,989,964.92
SWIRFT	FEDERAL NATL MTG ASSN 1.375 26FEB21	AGENCIES	3135G0J20	02/26/21	\$40,000.00	\$39,979.03	\$40,121.20
POOLED	BEDFORD ROW FUNDING CORP	COMMERCIAL PAPER	07644AQ15	03/01/21	\$25,000,000.00	\$24,985,078.38	\$24,988,807.95
POOLED	FMS WERTMANAGEMENT	COMMERCIAL PAPER	34411GQJ8	03/01/21	\$10,000,000.00	\$9,993,388.89	\$9,994,049.61
POOLED	ONTARIO TEACHER FIN TRST	COMMERCIAL PAPER	68328GQP4	03/23/21	\$20,000,000.00	\$19,985,078.03	\$19,988,229.63
SWIRFT	UNITED STATES TREAS NT 2.25 31MAR21	US TREASURIES	912828C57	03/31/21	\$16,181,000.00	\$16,299,350.61	\$16,297,341.39
POOLED	FMS WERTMANAGEMENT	COMMERCIAL PAPER	34411GR65	04/06/21	\$10,000,000.00	\$9,990,726.39	\$9,992,509.11
SWIRFT	FEDERAL NATL MTG ASSN 2.5 13APR21	AGENCIES	3135G0U27	04/13/21	\$7,493,000.00	\$7,487,699.38	\$7,558,638.68
SWIRFT	FEDERAL NATL MTG ASSN 2.5 13APR21	AGENCIES	3135G0U27	04/13/21	\$11,246,000.00	\$11,229,088.08	\$11,344,514.96
SWIRFT	RESOLUTION FDG CORP FED 0.0 15APR21	AGENCIES	76116EGV6	04/15/21	\$230,000.00	\$228,889.51	\$229,758.50
SWIRFT	UNITED STATES TREAS N 2.375 15APR21	US TREASURIES	9128284G2	04/15/21	\$4,755,000.00	\$4,766,727.95	\$4,795,845.45
SWIRFT	UNITED STATES TREAS N 2.375 15APR21	US TREASURIES	9128284G2	04/15/21	\$34,000.00	\$34,079.75	\$34,292.06
SWIRFT	RESOLUTION FDG CORP FED 0.0 15APR21	AGENCIES	76116EGV6	04/15/21	\$160,000.00	\$159,347.83	\$159,832.00
POOLED	ONTARIO TEACHER FIN TRST	COMMERCIAL PAPER	68328GRK4	04/19/21	\$15,000,000.00	\$14,986,677.76	\$14,989,041.79

Portfolio Asset Listing by Maturity Date

As of November 30,2020

Fund Type	Security Description	Security Type	CUSIP	Maturity Date	PAR Value	Book Value	Market Value
POOLED	TREASURY BILL	US TREASURIES	9127962Q1	04/22/21	\$15,000,000.00	\$14,991,539.28	\$14,995,533.59
POOLED	TORONTO DOMINION HOLDINGS	COMMERCIAL PAPER	89116ERN5	04/22/21	\$20,000,000.00	\$19,981,941.40	\$19,985,089.98
POOLED	US TREASURY	US TREASURIES	9128286Q8	04/30/21	\$50,000,000.00	\$49,988,024.44	\$50,030,469.50
POOLED	TORONTO DOMINION HOLDINGS	COMMERCIAL PAPER	89119AS58	05/05/21	\$13,000,000.00	\$12,987,650.00	\$12,989,354.40
POOLED	CAFCO LLC	COMMERCIAL PAPER	1247P2SH8	05/17/21	\$10,000,000.00	\$9,989,061.11	\$9,989,789.62
POOLED	ROYAL BANK OF CANADA	COMMERCIAL PAPER	78015CSK9	05/19/21	\$10,000,000.00	\$9,988,436.11	\$9,989,197.74
TWRFA	STATE & LOCAL GOVT SERIES	US TREASURIES	SL0010672	07/10/21	\$22,000.00	\$22,000.00	\$22,000.00
SWIRFT	BANQUE CENTRALE DE TU 1.416 05AUG21	US GOVT AID BONDS	066716AJ0	08/05/21	\$3,450,000.00	\$3,451,144.99	\$3,479,083.50
POOLED	FHLB	AGENCIES	3130AJAG4	08/24/21	\$50,000,000.00	\$50,000,000.00	\$50,032,000.00
SWIRFT	ISRAEL ST U S GOVT GTD 0.0 15SEP21	US GOVT AID BONDS	465139DN0	09/15/21	\$9,008,000.00	\$8,885,893.79	\$8,974,129.92
SWIRFT	FEDERAL NATL MTG ASSN M 2.0 28SEP21	AGENCIES	3136G1HQ5	09/28/21	\$2,624,000.00	\$2,630,836.54	\$2,665,118.08
SWIRFT	UKRAINE CABINET OF MI 1.471 29SEP21	US GOVT AID BONDS	903724BL5	09/29/21	\$1,946,000.00	\$1,925,863.09	\$1,965,421.08
SWIRFT	UKRAINE CABINET OF MI 1.471 29SEP21	US GOVT AID BONDS	903724BL5	09/29/21	\$4,002,000.00	\$3,989,700.17	\$4,041,939.96
SWIRFT	UNITED STATES TREAS N 2.125 30SEP21	US TREASURIES	912828F21	09/30/21	\$489,000.00	\$485,963.92	\$497,215.20
SWIRFT	FEDERAL NATL MTG ASSN 1.375 07OCT21	AGENCIES	3135G0Q89	10/07/21	\$11,388,000.00	\$11,244,043.52	\$11,510,193.24
SWIRFT	FEDERAL NATL MTG ASSN 1.375 07OCT21	AGENCIES	3135G0Q89	10/07/21	\$72,000.00	\$71,819.78	\$72,772.56
POOLED	TREASURY BILL	US TREASURIES	9127964V8	10/07/21	\$15,000,000.00	\$14,982,482.70	\$14,988,023.87
SWIRFT	RESOLUTION FDG CORP FED 0.0 15OCT21	AGENCIES	76116EGW4	10/15/21	\$240,000.00	\$237,214.02	\$239,340.00
SWIRFT	UNITED STATES TREAS N 2.875 15OCT21	US TREASURIES	9128285F3	10/15/21	\$2,186,000.00	\$2,209,434.59	\$2,238,770.04
SWIRFT	UNITED STATES TREAS N 2.875 15OCT21	US TREASURIES	9128285F3	10/15/21	\$140,000.00	\$141,458.23	\$143,379.60
SWIRFT	UNITED STATES TREAS N 2.875 15OCT21	US TREASURIES	9128285F3	10/15/21	\$10,659,000.00	\$10,919,025.50	\$10,916,308.26
TWRFA	TRUST REPO POOL	REPO	RPTWDB01	12/01/21	\$550,556.12	\$550,556.12	\$550,556.12
SWIRFT	FEDERAL HOME LN MTG C 2.375 13JAN22	AGENCIES	3137EADB2	01/13/22	\$39,000.00	\$39,266.23	\$39,982.02
SWIRFT	RESOLUTION FDG CORP FED 0.0 15JAN22	AGENCIES	76116EFZ8	01/15/22	\$138,000.00	\$135,811.63	\$137,369.34
SWIRFT	IRAQ REP 2.149 18JAN22	US GOVT AID BONDS	462652AD0	01/18/22	\$1,121,000.00	\$1,123,604.76	\$1,145,841.36
SWIRFT	ISRAEL ST U S GOVT GTD 0.0 15FEB22	US GOVT AID BONDS	465139GJ6	02/15/22	\$2,200,000.00	\$2,162,541.29	\$2,185,546.00
SWIRFT	ISRAEL ST U S GOVT GTD 0.0 15FEB22	US GOVT AID BONDS	465139MQ3	02/15/22	\$658,000.00	\$643,485.92	\$653,769.06
SWIRFT	ISRAEL ST U S GOVT GTD 0.0 15FEB22	US GOVT AID BONDS	465139RC9	02/15/22	\$412,000.00	\$403,098.13	\$409,412.64
SWIRFT	ISRAEL ST 0.0 15FEB22	US GOVT AID BONDS	465138QY4	02/15/22	\$4,500,000.00	\$4,398,756.20	\$4,470,525.00
SWIRFT	FEDERAL HOME LN MTG COR 0.0 15MAR22	AGENCIES	3134A32A3	03/15/22	\$1,381,000.00	\$1,355,962.10	\$1,371,236.33
SWIRFT	ISRAEL ST U S GOVT GTD 0.0 15MAR22	US GOVT AID BONDS	465139BT9	03/15/22	\$4,869,000.00	\$4,773,197.86	\$4,836,182.94
SWIRFT	ISRAEL ST U S GOVT GTD 0.0 15MAR22	US GOVT AID BONDS	465139BT9	03/15/22	\$7,204,000.00	\$6,954,168.05	\$7,155,445.04
SWIRFT	ISRAEL ST U S GOVT GTD 0.0 15MAR22	US GOVT AID BONDS	465139BT9	03/15/22	\$145,000.00	\$141,598.73	\$144,022.70
SWIRFT	FEDERAL NATL MTG ASSN 1.875 05APR22	AGENCIES	3135G0T45	04/05/22	\$11,464,000.00	\$11,295,235.42	\$11,730,767.28
SWIRFT	RESOLUTION FDG CORP FED 0.0 15APR22	AGENCIES	76116EGX2	04/15/22	\$770,000.00	\$755,035.58	\$765,179.80
SWIRFT	UNITED STATES TREAS NT 2.25 15APR22	US TREASURIES	9128286M7	04/15/22	\$35,000.00	\$35,295.20	\$36,017.10
SWIRFT	RESOLUTION FDG CORP FED 0.0 15APR22	AGENCIES	76116EGX2	04/15/22	\$150,000.00	\$147,539.87	\$149,061.00
SWIRFT	UNITED STATES TREAS NT 2.25 15APR22	US TREASURIES	9128286M7	04/15/22	\$25,000.00	\$25,741.80	\$25,726.50

Portfolio Asset Listing by Maturity Date

As of November 30,2020

Fund Type	Security Description	Security Type	CUSIP	Maturity Date	PAR Value	Book Value	Market Value
TWRFA	STATE & LOCAL GOVT SERIES	US TREASURIES	SL0011654	07/10/22	\$26,000.00	\$26,000.00	\$26,000.00
SWIRFT	UNITED STATES TREAS SEC 0.0 15AUG22	US TREASURIES	912833LJ7	08/15/22	\$3,432,000.00	\$3,324,065.25	\$3,423,866.16
SWIRFT	UNITED STATES TREAS SEC 0.0 15AUG22	US TREASURIES	912833LJ7	08/15/22	\$77,000.00	\$74,721.11	\$76,817.51
SWIRFT	FEDERAL FARM CR BKS CON 2.8 13SEP22	AGENCIES	3133EJZH5	09/13/22	\$500,000.00	\$498,306.78	\$523,380.00
SWIRFT	ISRAEL ST U S GOVT GTD 0.0 15SEP22	US GOVT AID BONDS	465139BU6	09/15/22	\$2,433,000.00	\$2,350,291.22	\$2,408,961.96
SWIRFT	FEDERAL HOME LN BKS 2.25 19SEP22	AGENCIES	313380LX3	09/19/22	\$775,000.00	\$783,197.01	\$803,954.00
SWIRFT	FEDERAL FARM CR BKS CO 3.05 19SEP22	AGENCIES	3133EJH44	09/19/22	\$293,000.00	\$300,202.68	\$308,142.24
SWIRFT	FEDERAL HOME LN BKS 2.0 30SEP22	AGENCIES	3130A6PL5	09/30/22	\$440,000.00	\$442,773.44	\$454,982.00
SWIRFT	UNITED STATES TREAS NT 1.75 30SEP22	US TREASURIES	912828L57	09/30/22	\$145,000.00	\$145,417.28	\$149,270.25
SWIRFT	UNITED STS TREAS NTS 0.125 30SEP22	US TREASURIES	91282CAN1	09/30/22	\$6,235,000.00	\$6,237,991.49	\$6,233,067.15
SWIRFT	FEDERAL NATL MTG ASSN 2.0 05OCT22	AGENCIES	3135G0T78	10/05/22	\$3,360,000.00	\$3,382,566.69	\$3,472,694.40
SWIRFT	FEDERAL NATL MTG ASSN 2.0 05OCT22	AGENCIES	3135G0T78	10/05/22	\$1,964,000.00	\$1,934,595.99	\$2,029,872.56
SWIRFT	FEDERAL NATL MTG ASSN 2.0 05OCT22	AGENCIES	3135G0T78	10/05/22	\$11,574,000.00	\$11,366,868.84	\$11,962,191.96
SWIRFT	RESOLUTION FDG CORP FED 0.0 15OCT22	AGENCIES	76116EGY0	10/15/22	\$3,090,000.00	\$3,005,178.11	\$3,063,796.80
SWIRFT	RESOLUTION FDG CORP FED 0.0 15OCT22	AGENCIES	76116EGY0	10/15/22	\$5,869,000.00	\$5,657,646.88	\$5,819,230.88
SWIRFT	ISRAEL ST U S GOVT GTD 0.0 15FEB23	US GOVT AID BONDS	465139ET6	02/15/23	\$1,657,000.00	\$1,602,149.44	\$1,636,900.59
SWIRFT	ISRAEL ST 0.0 15FEB23	US GOVT AID BONDS	465138RA5	02/15/23	\$4,922,000.00	\$4,758,982.56	\$4,860,081.24
SWIRFT	ISRAEL ST U S GOVT GTD 0.0 15FEB23	US GOVT AID BONDS	465139ET6	02/15/23	\$3,388,000.00	\$3,238,084.09	\$3,346,903.56
SWIRFT	ISRAEL ST U S GOVT GTD 0.0 15FEB23	US GOVT AID BONDS	465139GL1	02/15/23	\$2,205,000.00	\$2,107,430.76	\$2,178,562.05
SWIRFT	ISRAEL ST U S GOVT GTD 0.0 15FEB23	US GOVT AID BONDS	465139MS9	02/15/23	\$650,000.00	\$621,238.09	\$641,888.00
SWIRFT	UNITED STATES TREAS SEC 0.0 15FEB23	US TREASURIES	912833LL2	02/15/23	\$38,000.00	\$36,527.97	\$37,860.92
SWIRFT	FEDERAL HOME LN BKS 1.375 17FEB23	AGENCIES	3130AJ7E3	02/17/23	\$35,000.00	\$35,947.13	\$35,906.50
SWIRFT	FEDERAL HOME LN BKS 4.75 10MAR23	AGENCIES	3133XPKG8	03/10/23	\$395,000.00	\$410,301.28	\$435,953.60
SWIRFT	FEDERAL HOME LN MTG COR 0.0 15MAR23	AGENCIES	3134A4BX1	03/15/23	\$5,000,000.00	\$4,683,659.87	\$4,941,650.00
SWIRFT	FEDERAL HOME LN MTG COR 0.0 15MAR23	AGENCIES	3134A32C9	03/15/23	\$441,000.00	\$420,063.48	\$435,919.68
SWIRFT	FEDERAL HOME LN MTG COR 0.0 15MAR23	AGENCIES	3134A4BX1	03/15/23	\$379,000.00	\$361,006.94	\$374,577.07
SWIRFT	FEDERAL NATL MTG ASSN-M 0.0 23MAR23	AGENCIES	31364DPA8	03/23/23	\$250,000.00	\$234,078.46	\$246,952.50
SWIRFT	UNITED STATES TREAS NTS 1.5 31MAR23	US TREASURIES	912828Q29	03/31/23	\$34,000.00	\$33,939.30	\$35,059.78
SWIRFT	FEDERAL FARM CR BKS CON 2.7 11APR23	AGENCIES	3133EJKN8	04/11/23	\$1,175,000.00	\$1,169,363.91	\$1,244,654.00
SWIRFT	FEDERAL FARM CR BKS CO 3.02 14APR23	AGENCIES	3133EJC64	04/14/23	\$11,691,000.00	\$11,699,481.16	\$12,474,180.09
SWIRFT	RESOLUTION FDG CORP FED 0.0 15APR23	AGENCIES	76116EGZ7	04/15/23	\$184,000.00	\$177,470.59	\$181,830.64
SWIRFT	RESOLUTION FDG CORP FED 0.0 15APR23	AGENCIES	76116EGZ7	04/15/23	\$128,000.00	\$122,638.41	\$126,490.88
SWIRFT	ISRAEL ST 0.0 15AUG23	US GOVT AID BONDS	465138RB3	08/15/23	\$5,000.00	\$4,797.63	\$4,919.75
SWIRFT	ISRAEL ST U S GOVT GTD 0.0 15AUG23	US GOVT AID BONDS	465139KW2	08/15/23	\$3,000.00	\$2,878.58	\$2,952.06
SWIRFT	UNITED STATES TREAS SEC 0.0 15AUG23	US TREASURIES	912833LM0	08/15/23	\$81,000.00	\$77,036.87	\$80,516.43
SWIRFT	FEDERAL FARM CR BKS C 2.125 05SEP23	AGENCIES	3133EKPG5	09/05/23	\$149,000.00	\$150,960.18	\$156,825.48
SWIRFT	FEDERAL FARM CR BKS CON 2.8 05SEP23	AGENCIES	3133EJYL7	09/05/23	\$509,000.00	\$505,511.55	\$545,164.45
SWIRFT	FEDERAL HOME LN MTG CO 0.25 08SEP23	AGENCIES	3137EAEW5	09/08/23	\$6,045,000.00	\$6,050,947.51	\$6,048,929.25

Portfolio Asset Listing by Maturity Date

As of November 30,2020

Fund Type	Security Description	Security Type	CUSIP	Maturity Date	PAR Value	Book Value	Market Value
SWIRFT	ISRAEL ST 5.5 18SEP23	US GOVT AID BONDS	46513EFF4	09/18/23	\$2,574,000.00	\$2,833,515.98	\$2,940,202.98
SWIRFT	ISRAEL ST 5.5 18SEP23	US GOVT AID BONDS	46513EFF4	09/18/23	\$4,914,000.00	\$5,417,456.73	\$5,613,114.78
SWIRFT	ISRAEL ST 5.5 18SEP23	US GOVT AID BONDS	46513EFF4	09/18/23	\$2,006,000.00	\$2,137,425.01	\$2,291,393.62
SWIRFT	ISRAEL ST 5.5 18SEP23	US GOVT AID BONDS	465139EFF4	09/18/23	\$8,004,000.00	\$8,670,936.98	\$9,142,729.08
SWIRFT	ISRAEL ST 5.5 18SEP23	US GOVT AID BONDS	46513EFF4	09/18/23	\$11,928,000.00	\$12,614,198.18	\$13,624,996.56
SWIRFT	ISRAEL ST 5.5 18SEP23	US GOVT AID BONDS	46513EFF4	09/18/23	\$2,771,000.00	\$3,012,768.79	\$3,165,230.17
SWIRFT	FEDERAL HOME LN BKS 2.5 13FEB24	AGENCIES	3130AFW94	02/13/24	\$40,000.00	\$42,926.74	\$42,886.80
SWIRFT	ISRAEL ST U S GOVT GTD 0.0 15FEB24	US GOVT AID BONDS	465139EV1	02/15/24	\$2,000,000.00	\$1,904,376.31	\$1,954,440.00
SWIRFT	ISRAEL ST U S GOVT GTD 0.0 15FEB24	US GOVT AID BONDS	465139EV1	02/15/24	\$34,000.00	\$32,055.14	\$33,225.48
SWIRFT	ISRAEL ST U S GOVT GTD 0.0 15FEB24	US GOVT AID BONDS	465139EV1	02/15/24	\$1,652,000.00	\$1,506,723.41	\$1,614,367.44
SWIRFT	UNITED STATES TREAS SEC 0.0 15FEB24	US TREASURIES	912833LQ1	02/15/24	\$36,000.00	\$33,860.90	\$35,684.28
SWIRFT	FEDERAL HOME LN BKS 3.25 08MAR24	AGENCIES	3130A0XE5	03/08/24	\$1,850,000.00	\$1,945,495.92	\$2,030,430.50
SWIRFT	FEDERAL HOME LN MTG COR 0.0 15MAR24	AGENCIES	3134A4BZ6	03/15/24	\$541,000.00	\$510,987.24	\$531,245.77
SWIRFT	FEDERAL HOME LN MTG COR 0.0 15MAR24	AGENCIES	3134A32E5	03/15/24	\$826,000.00	\$768,681.53	\$811,107.22
SWIRFT	UNITED STATES TREAS N 2.125 31MAR24	US TREASURIES	912828W71	03/31/24	\$5,627,000.00	\$5,639,231.27	\$5,983,526.72
SWIRFT	FEDERAL HOME LN BKS 2.35 05APR24	AGENCIES	3130AB4N3	04/05/24	\$1,200,000.00	\$1,228,619.23	\$1,282,620.00
SWIRFT	FEDERAL FARM CR BKS CON 2.8 10APR24	AGENCIES	3133EJKM0	04/10/24	\$6,493,000.00	\$6,458,472.41	\$7,044,580.35
SWIRFT	FEDERAL HOME LN BKS 3.074 15APR24	AGENCIES	3130AF2G1	04/15/24	\$10,475,000.00	\$10,478,127.06	\$11,462,478.25
SWIRFT	RESOLUTION FDG CORP FED 0.0 15APR24	AGENCIES	76116EHB9	04/15/24	\$96,000.00	\$88,665.31	\$94,193.28
SWIRFT	RESOLUTION FDG CORP FED 0.0 15APR24	AGENCIES	76116EHB9	04/15/24	\$529,000.00	\$491,387.86	\$519,044.22
SWIRFT	ISRAEL ST 0.0 15AUG24	US GOVT AID BONDS	465138RD9	08/15/24	\$5,098,000.00	\$4,817,239.73	\$4,964,330.44
SWIRFT	ISRAEL ST U S GOVT GTD 0.0 15AUG24	US GOVT AID BONDS	465139GP2	08/15/24	\$2,154,000.00	\$1,931,452.27	\$2,097,629.82
SWIRFT	ISRAEL ST 0.0 15AUG24	US GOVT AID BONDS	465138RD9	08/15/24	\$3,305,000.00	\$2,971,525.26	\$3,218,342.90
SWIRFT	ISRAEL ST U S GOVT GTD 0.0 15AUG24	US GOVT AID BONDS	465139GP2	08/15/24	\$3,733,000.00	\$3,356,340.02	\$3,635,307.39
SWIRFT	ISRAEL ST U S GOVT GTD 0.0 15AUG24	US GOVT AID BONDS	465139RH8	08/15/24	\$4,913,000.00	\$4,417,277.94	\$4,784,082.88
SWIRFT	ISRAEL ST 0.0 15AUG24	US GOVT AID BONDS	465138RD9	08/15/24	\$2,140,000.00	\$1,972,055.44	\$2,083,889.20
SWIRFT	FEDERAL FARM CR BKS CO 3.08 28AUG24	AGENCIES	3133EJQN2	08/28/24	\$531,000.00	\$530,312.85	\$586,096.56
SWIRFT	FEDERAL NATL MTG ASSN 2.625 06SEP24	AGENCIES	3135G0ZR7	09/06/24	\$403,000.00	\$396,631.42	\$438,653.41
SWIRFT	FEDERAL HOME LN BKS 2.875 13SEP24	AGENCIES	3130A2UW4	09/13/24	\$155,000.00	\$161,850.20	\$170,140.40
SWIRFT	FEDERAL HOME LN MTG COR 0.0 15SEP24	AGENCIES	3134A4CA0	09/15/24	\$847,000.00	\$791,973.17	\$829,500.98
SWIRFT	FEDERAL HOME LN MTG COR 0.0 15SEP24	AGENCIES	3134A32F2	09/15/24	\$15,000.00	\$13,768.61	\$14,690.10
SWIRFT	FEDERAL HOME LN MTG COR 0.0 15SEP24	AGENCIES	3134A32F2	09/15/24	\$80,000.00	\$73,765.42	\$78,347.20
SWIRFT	FEDERAL NATL MTG ASSN-M 0.0 23SEP24	AGENCIES	31364DPD2	09/23/24	\$1,149,000.00	\$1,073,935.97	\$1,129,375.08
SWIRFT	FEDERAL FARM CR BKS CO 0.25 23SEP24	AGENCIES	3133EMAK8	09/23/24	\$4,445,000.00	\$4,446,449.48	\$4,436,598.95
SWIRFT	ISRAEL ST U S GOVT GTD 0.0 15NOV24	US GOVT AID BONDS	465139TF0	11/15/24	\$3,578,000.00	\$3,361,466.56	\$3,477,744.44
SWIRFT	FEDERAL FARM CR BKS CO 5.03 06JAN25	AGENCIES	31331SWL3	01/06/25	\$400,000.00	\$451,158.63	\$476,372.00
SWIRFT	FEDERAL FARM CR BKS CO 4.57 14FEB25	AGENCIES	31331KCG3	02/14/25	\$325,000.00	\$361,625.72	\$382,131.75
SWIRFT	ISRAEL ST U S GOVT GTD 0.0 15FEB25	US GOVT AID BONDS	465139MW0	02/15/25	\$1,000.00	\$933.84	\$968.33

Portfolio Asset Listing by Maturity Date

As of November 30,2020

Fund Type	Security Description	Security Type	CUSIP	Maturity Date	PAR Value	Book Value	Market Value
SWIRFT	ISRAEL ST U S GOVT GTD 0.0 15FEB25	US GOVT AID BONDS	465139MW0	02/15/25	\$351,000.00	\$309,283.29	\$339,883.83
SWIRFT	ISRAEL ST U S GOVT GTD 0.0 15FEB25	US GOVT AID BONDS	465139RJ4	02/15/25	\$489,000.00	\$429,010.04	\$473,513.37
SWIRFT	FEDERAL FARM CR BKS CO 2.95 28FEB25	AGENCIES	3133EJYJ2	02/28/25	\$795,000.00	\$834,403.01	\$881,631.15
SWIRFT	FEDERAL HOME LN BKS 2.875 14MAR25	AGENCIES	3130ADRH7	03/14/25	\$6,170,000.00	\$6,111,133.30	\$6,822,230.70
SWIRFT	FEDERAL HOME LN BKS 2.875 14MAR25	AGENCIES	3130ADRH7	03/14/25	\$11,520,000.00	\$11,380,993.50	\$12,737,779.20
SWIRFT	FEDERAL HOME LN MTG COR 0.0 15MAR25	AGENCIES	3134A32G0	03/15/25	\$6,880,000.00	\$6,232,402.68	\$6,700,569.60
SWIRFT	FEDERAL NATL MTG ASSN-M 0.0 23MAR25	AGENCIES	31364DPE0	03/23/25	\$1,190,000.00	\$1,096,018.93	\$1,168,080.20
SWIRFT	FEDERAL NATL MTG ASSN-M 0.0 23MAR25	AGENCIES	31364DPE0	03/23/25	\$912,000.00	\$825,733.45	\$895,200.96
SWIRFT	FEDERAL NATL MTG ASSN-M 0.0 23MAR25	AGENCIES	31364DPE0	03/23/25	\$34,000.00	\$31,003.58	\$33,373.72
SWIRFT	UNITED STATES TREAS N 2.625 31MAR25	US TREASURIES	9128284F4	03/31/25	\$34,000.00	\$35,430.15	\$37,393.54
SWIRFT	FEDERAL NATL MTG ASSN-M 0.0 08APR25	AGENCIES	31364DKF2	04/08/25	\$69,000.00	\$61,990.28	\$67,695.90
SWIRFT	FEDERAL HOME LN BKS 0.5 14APR25	AGENCIES	3130AJHU6	04/14/25	\$40,000.00	\$40,251.75	\$40,224.80
SWIRFT	FEDERAL NATL MTG ASSN-D 0.0 15JUL25	AGENCIES	31359YCS4	07/15/25	\$6,000.00	\$5,414.20	\$5,873.04
SWIRFT	FEDERAL NATL MTG ASSN 0.375 25AUG25	AGENCIES	3135G05X7	08/25/25	\$4,238,000.00	\$4,233,026.59	\$4,223,845.08
SWIRFT	UNITED STATES TREAS NT 2.75 31AUG25	US TREASURIES	9128284Z0	08/31/25	\$5,000.00	\$4,937.49	\$5,566.20
SWIRFT	FEDERAL HOME LN BKS 3.125 12SEP25	AGENCIES	3130AERV4	09/12/25	\$12,540,000.00	\$12,509,318.23	\$14,126,937.00
SWIRFT	FEDERAL HOME LN MTG COR 0.0 15SEP25	AGENCIES	3134A32H8	09/15/25	\$1,015,000.00	\$879,172.73	\$985,981.15
SWIRFT	FEDERAL HOME LN MTG COR 0.0 15SEP25	AGENCIES	3134A4CC6	09/15/25	\$544,000.00	\$467,996.06	\$528,109.76
SWIRFT	FEDERAL HOME LN MTG COR 0.0 15SEP25	AGENCIES	3134A4CC6	09/15/25	\$4,786,000.00	\$4,280,114.01	\$4,646,200.94
SWIRFT	FEDERAL NATL MTG ASSN-M 0.0 23SEP25	AGENCIES	31364DPF7	09/23/25	\$1,978,000.00	\$1,768,018.98	\$1,932,229.08
SWIRFT	UNITED STATES TREAS NTS 3.0 30SEP25	US TREASURIES	9128285C0	09/30/25	\$154,000.00	\$163,757.30	\$173,556.46
SWIRFT	FEDERAL FARM CR BKS CO 2.08 01OCT25	AGENCIES	3133EKSU1	10/01/25	\$5,130,000.00	\$5,202,488.68	\$5,523,984.00
SWIRFT	FEDERAL NATL MTG ASSN-M 0.0 08OCT25	AGENCIES	31364DKG0	10/08/25	\$1,311,000.00	\$1,191,352.03	\$1,280,125.95
SWIRFT	FEDERAL NATL MTG ASSN-M 0.0 08OCT25	AGENCIES	31364DKG0	10/08/25	\$3,184,000.00	\$2,843,235.38	\$3,109,016.80
SWIRFT	FEDERAL NATL MTG ASSN-M 0.0 08OCT25	AGENCIES	31364DKG0	10/08/25	\$77,000.00	\$69,249.46	\$75,186.65
SWIRFT	FEDERAL FARM CR BKS CON 2.6 10OCT25	AGENCIES	3133EHFC2	10/10/25	\$1,225,000.00	\$1,197,142.32	\$1,349,950.00
SWIRFT	FEDERAL HOME LN MTG COR 0.0 15MAR26	AGENCIES	3134A32J4	03/15/26	\$32,000.00	\$28,507.23	\$31,020.48
SWIRFT	FEDERAL NATL MTG ASSN-M 0.0 23MAR26	AGENCIES	31364DPG5	03/23/26	\$1,873,000.00	\$1,681,985.70	\$1,820,836.95
SWIRFT	FEDERAL NATL MTG ASSN-M 0.0 23MAR26	AGENCIES	31364DPG5	03/23/26	\$2,000.00	\$1,737.70	\$1,944.30
SWIRFT	FEDERAL FARM CR BKS CON 2.6 08APR26	AGENCIES	3133EKGF7	04/08/26	\$196,000.00	\$203,802.96	\$217,293.44
SWIRFT	RESOLUTION FDG CORP FED 0.0 15APR26	AGENCIES	76116EHF0	04/15/26	\$5,185,000.00	\$4,728,225.95	\$4,994,088.30
SWIRFT	RESOLUTION FDG CORP FED 0.0 15APR26	AGENCIES	76116EHF0	04/15/26	\$5,846,000.00	\$4,979,022.54	\$5,630,750.28
SWIRFT	RESOLUTION FDG CORP FED 0.0 15APR26	AGENCIES	76116EHF0	04/15/26	\$12,703,000.00	\$10,729,494.53	\$12,235,275.54
SWIRFT	RESOLUTION FDG CORP FED 0.0 15APR26	AGENCIES	76116EHF0	04/15/26	\$34,000.00	\$33,159.68	\$32,748.12
SWIRFT	FEDERAL HOME LN MTG COR 0.0 15SEP26	AGENCIES	3134A4CE2	09/15/26	\$24,000.00	\$20,728.78	\$23,226.96
SWIRFT	FEDERAL HOME LN MTG COR 0.0 15SEP26	AGENCIES	3134A4CE2	09/15/26	\$2,080,000.00	\$2,013,926.57	\$2,013,003.20
SWIRFT	FEDERAL HOME LN BKS 3.185 24SEP26	AGENCIES	3130A36C3	09/24/26	\$500,000.00	\$537,362.46	\$575,940.00
SWIRFT	FEDERAL NATL MTG ASSN 1.875 24SEP26	AGENCIES	3135G0Q22	09/24/26	\$25,000.00	\$24,304.58	\$26,863.50

Portfolio Asset Listing by Maturity Date

As of November 30,2020

Fund Type	Security Description	Security Type	CUSIP	Maturity Date	PAR Value	Book Value	Market Value
SWIRFT	FEDERAL HOME LN BKS 2.71 25SEP26	AGENCIES	3130AG4Z5	09/25/26	\$1,500,000.00	\$1,573,361.28	\$1,687,140.00
SWIRFT	FEDERAL NATL MTG ASSN-M 0.0 08OCT26	AGENCIES	31364DKJ4	10/08/26	\$615,000.00	\$544,811.11	\$594,237.60
SWIRFT	FEDERAL NATL MTG ASSN-M 0.0 08OCT26	AGENCIES	31364DKJ4	10/08/26	\$450,000.00	\$389,481.18	\$434,808.00
SWIRFT	FEDERAL FARM CR BKS CO 2.75 09OCT26	AGENCIES	3133EFJD0	10/09/26	\$545,000.00	\$535,496.95	\$612,334.75
SWIRFT	RESOLUTION FDG CORP FED 0.0 15OCT26	AGENCIES	76116EHG8	10/15/26	\$3,184,000.00	\$2,872,639.37	\$3,066,223.84
SWIRFT	RESOLUTION FDG CORP FED 0.0 15OCT26	AGENCIES	76116EHG8	10/15/26	\$12,720,000.00	\$10,570,970.81	\$12,249,487.20
SWIRFT	RESOLUTION FDG CORP FED 0.0 15OCT26	AGENCIES	76116EHG8	10/15/26	\$1,785,000.00	\$1,728,278.17	\$1,718,972.85
SWIRFT	UNITED STATES TREAS NT 2.25 15FEB27	US TREASURIES	912828V98	02/15/27	\$34,000.00	\$35,225.58	\$37,608.42
SWIRFT	FEDERAL HOME LN BKS 3.0 12MAR27	AGENCIES	3130A3DU5	03/12/27	\$490,000.00	\$524,680.67	\$562,358.30
SWIRFT	FEDERAL HOME LN BKS 3.25 12MAR27	AGENCIES	3130AE6D7	03/12/27	\$4,520,000.00	\$4,906,087.71	\$5,257,031.20
SWIRFT	FEDERAL HOME LN MTG COR 0.0 15MAR27	AGENCIES	3134A4CF9	03/15/27	\$2,307,000.00	\$2,016,319.36	\$2,211,236.43
SWIRFT	FEDERAL NATL MTG ASSN-M 0.0 23MAR27	AGENCIES	31364DPJ9	03/23/27	\$5,000.00	\$4,189.42	\$4,789.40
SWIRFT	RFIN 04/15/27	AGENCIES	76116EHH6	04/15/27	\$260,000.00	\$226,832.73	\$243,510.80
SWIRFT	RFIN 04/15/27	AGENCIES	76116EHH6	04/15/27	\$198,000.00	\$177,260.12	\$185,442.84
SWIRFT	RFIN 04/15/27	AGENCIES	76116EHH6	04/15/27	\$462,000.00	\$380,409.31	\$432,699.96
SWIRFT	FEDERAL HOME LN MTG COR 0.0 15AUG27	AGENCIES	3134A3D29	08/15/27	\$1,384,000.00	\$1,195,997.88	\$1,310,232.80
SWIRFT	FEDERAL NATL MTG ASSN-M 0.0 23SEP27	AGENCIES	31364DPK6	09/23/27	\$610,000.00	\$525,925.77	\$579,902.60
SWIRFT	FEDERAL FARM CR BKS CO 3.25 06OCT27	AGENCIES	3133EDWY4	10/06/27	\$164,000.00	\$185,911.65	\$191,807.84
SWIRFT	FEDERAL NATL MTG ASSN-M 0.0 08OCT27	AGENCIES	31364DKL9	10/08/27	\$1,190,000.00	\$1,025,065.03	\$1,130,250.10
SWIRFT	FEDERAL NATL MTG ASSN-M 0.0 08OCT27	AGENCIES	31364EAV6	10/08/27	\$5,294,000.00	\$4,653,507.27	\$4,880,962.12
SWIRFT	RESOLUTION FDG CORP FED 0.0 15OCT27	AGENCIES	76116EHJ2	10/15/27	\$3,393,000.00	\$3,242,202.70	\$3,208,590.45
SWIRFT	RESOLUTION FDG CORP FED 0.0 15APR28	AGENCIES	76116EHK9	04/15/28	\$197,000.00	\$157,146.38	\$182,882.98
SWIRFT	RESOLUTION FDG CORP FED 0.0 15APR28	AGENCIES	76116EHK9	04/15/28	\$5,000.00	\$4,094.18	\$4,641.70
SWIRFT	RESOLUTION FDG CORP FED 0.0 15APR28	AGENCIES	76116EHK9	04/15/28	\$51,000.00	\$47,979.58	\$47,345.34
SWIRFT	RESOLUTION FDG CORP FED 0.0 15OCT28	AGENCIES	76116EHL7	10/15/28	\$2,879,000.00	\$2,690,982.85	\$2,649,572.49
SWIRFT	RESOLUTION FDG CORP FED 0.0 15APR29	AGENCIES	76116EHM5	04/15/29	\$55,000.00	\$50,890.08	\$49,723.30
SWIRFT	FEDERAL HOME LN MTG COR 0.0 15SEP29	AGENCIES	3134A4CL6	09/15/29	\$1,300,000.00	\$1,187,217.68	\$1,153,516.00
SWIRFT	RESOLUTION FDG CORP FED 0.0 15OCT29	AGENCIES	76116EHN3	10/15/29	\$1,168,000.00	\$1,066,654.19	\$1,046,983.52
Total					\$3,065,286,629.93	\$3,052,803,915.23	\$3,075,285,962.05

Texas Water Development Board
Investment Officer Training Report
Annual Report as of November 30, 2020



Name	Title	Last Training Date	# of Hours Completed	Next Training Due Date	Compliant with PFIA
Rebecca Trevino	Chief Financial Officer	2/24-26/2020	13	8/31/2023	Yes
Georgia Sanchez	Director, Debt & Portfolio Management	2/24-26/2020	15	8/31/2023	Yes
LeeRoy Lopez	Director of Accounting	2/24-26/2020	15	8/31/2023	Yes