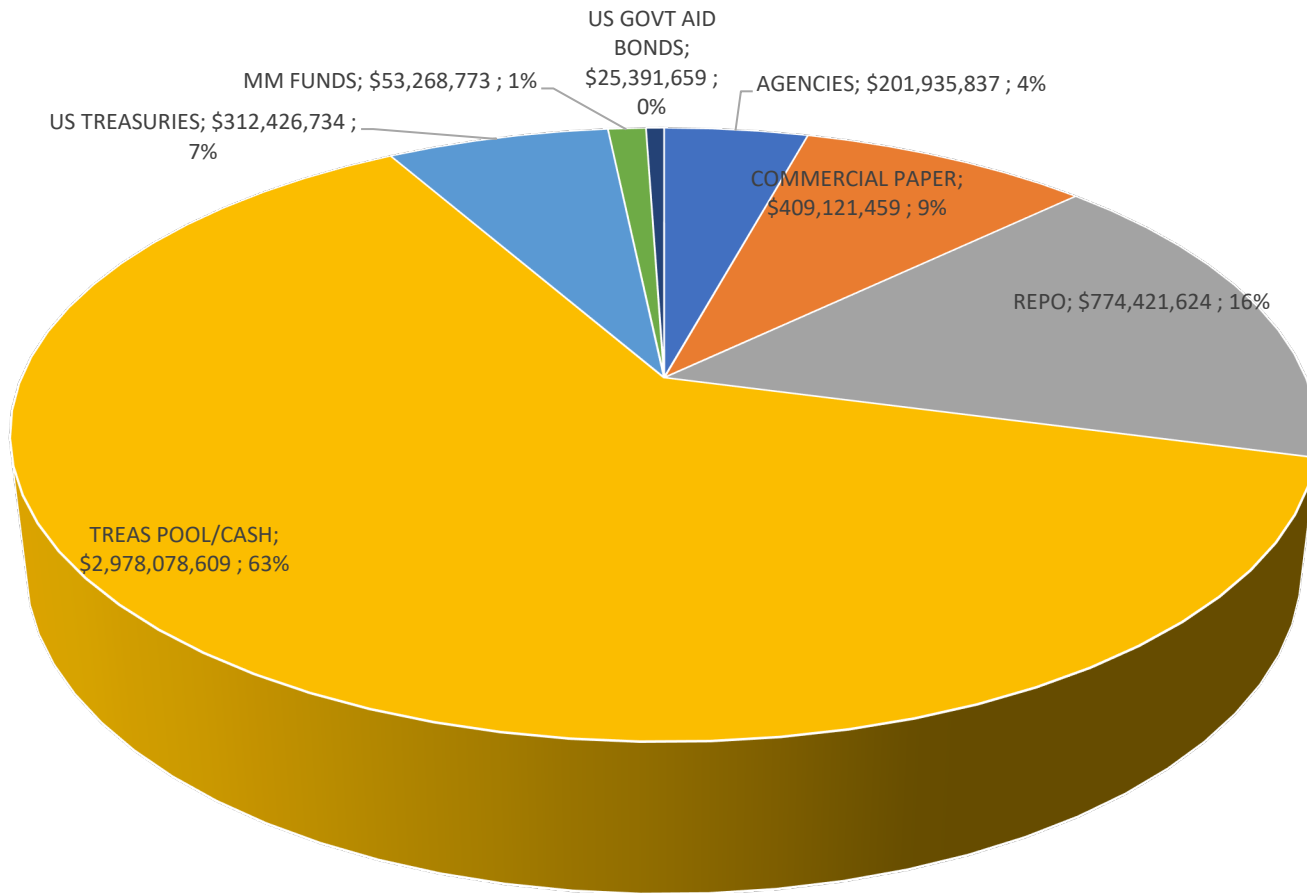


# Quarterly Investment Report as of May 31, 2024

Compliant with PFIA Requirements

# PORTFOLIO BY SECURITY TYPE

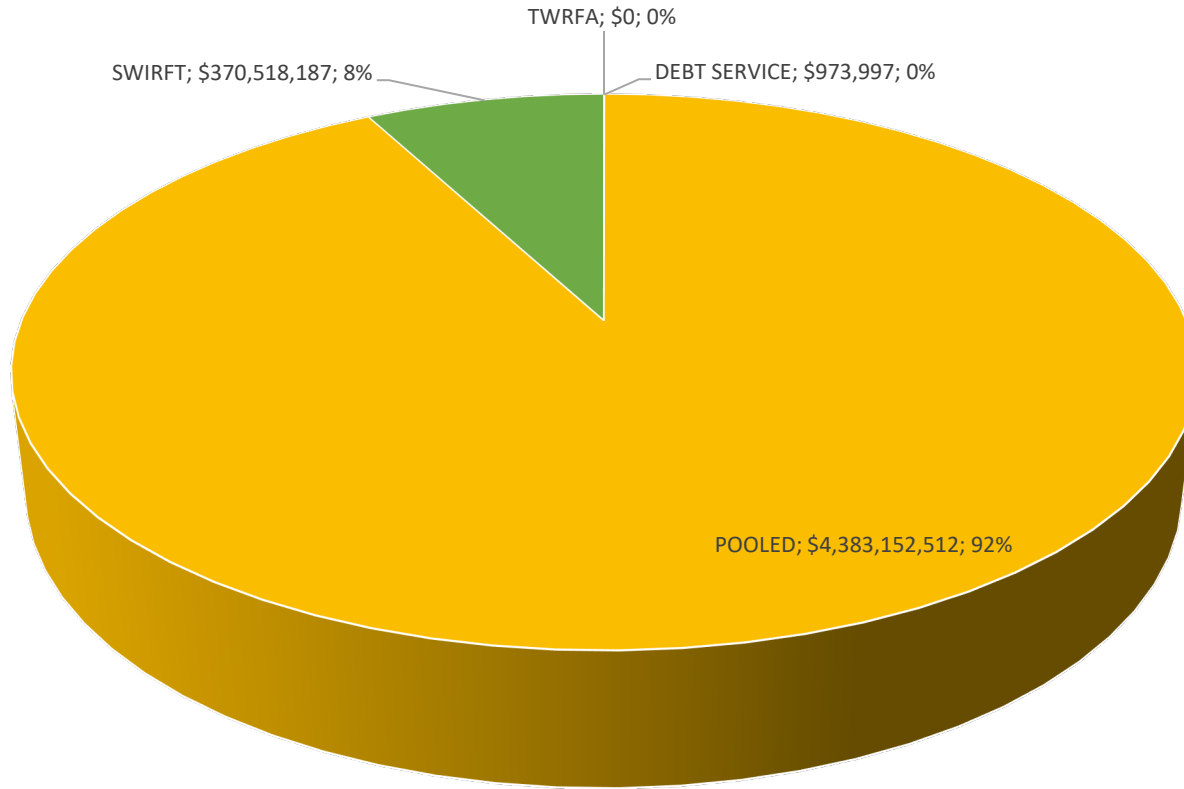
Total Market Value \$4,754,644,696



*Portfolio total may not be exact due to rounding  
Compliant with PFIA Requirements*

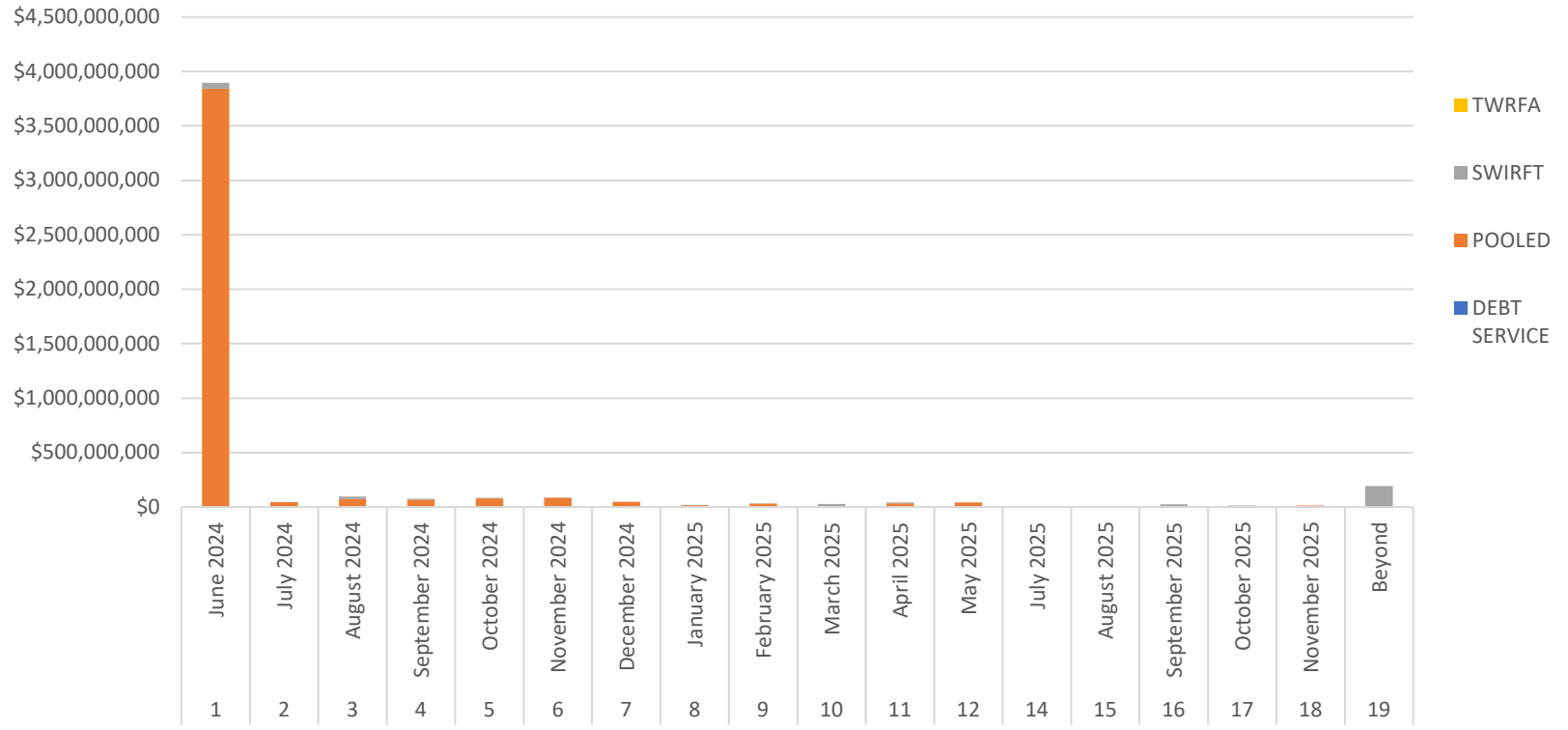
# PORTFOLIO BY FUND TYPE

Total Market Value \$4,754,644,696



*Portfolio total may not be exact due to rounding  
Compliant with PFIA Requirements*

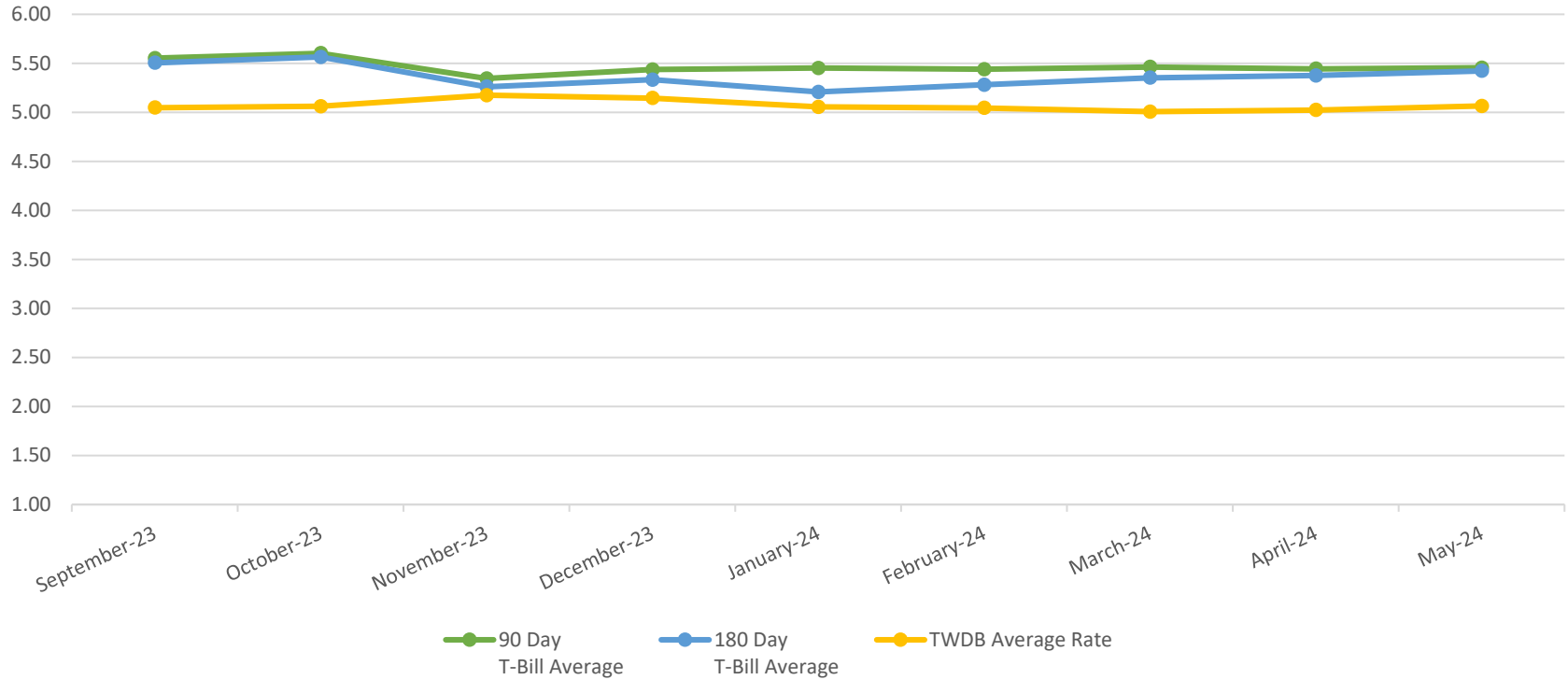
# INVESTMENTS MATURING WITHIN 18 MONTHS



*Portfolio total may not be exact due to rounding  
Compliant with PFIA Requirements*

# FY24 AVERAGE MONTHLY YIELDS

## Excludes Assistance Accounts



Portfolio total may not be exact due to rounding  
Compliant with PFIA Requirements

## PORTFOLIO SUMMARY BY SECURITY

Investment Type	PAR Value	Book Value	Market Value	% Share
Treasury Pool/Cash	\$2,978,078,609	\$2,978,078,609	\$2,978,078,609	62.64%
Cash	\$0	\$0	\$0	0.00%
Money Market Funds	\$53,268,773	\$53,268,773	\$53,268,773	1.12%
Commercial Paper	\$418,070,000	\$409,121,459	\$409,121,459	8.60%
Repurchase Agreements	\$774,421,624	\$774,421,624	\$774,421,624	16.29%
US Treasury Bills/Notes	\$318,648,743	\$314,432,666	\$312,426,734	6.57%
US Agency Discounts/Bonds	\$219,025,612	\$210,529,374	\$201,935,837	4.25%
US Govt Aid Bonds	\$25,762,000	\$25,614,276	\$25,391,659	0.53%
Portfolio Totals	\$4,787,275,361	\$4,765,466,781	\$4,754,644,696	100.00%

*Portfolio total may not be exact due to rounding  
Compliant with PFIA Requirements*

# PORTFOLIO SUMMARY BY FUND

Fund Type	PAR Value	Book Value	Market Value	Quarterly Average Yield	Weighted Average Maturity (WAM) in Days	Earnings for Period
State Pools						
Treasury Funds	\$2,977,104,612	\$2,977,104,612	\$2,977,104,612	4.883%	0.63	\$37,163,551
TTSTC Funds (CW/DWSRF)	\$1,418,206,236	\$1,406,143,527	\$1,406,047,900	5.348%	20.80	\$18,199,956
Pooled Funds	\$4,395,310,848	\$4,383,248,139	\$4,383,152,512	5.026%		\$55,363,507
Debt Service Funds	\$973,997	\$973,997	\$973,997	17.580%	0.00	\$88,714
SWIRFT Funds	\$390,990,516	\$381,244,645	\$370,518,187	N/A	68.23	N/A
TWRFA Funds	\$0	\$0	\$0	0.000%	0.00	\$0
<b>Portfolio Totals</b>	<b>\$4,787,275,361</b>	<b>\$4,765,466,781</b>	<b>\$4,754,644,696</b>	<b>5.032%</b>		<b>\$55,452,221</b>

Unrealized  
Gains/(Losses)     \$     (10,822,085)

*Portfolio total may not be exact due to rounding  
Compliant with PFIA Requirements*

## PORTFOLIO SUMMARY OF CHANGES BY FUND TYPE

	PAR Value	Book Value	Market Value
<b>Pooled Funds</b>			
Beginning Balance 2/29/2024	\$4,342,618,398	\$4,333,682,834	\$4,333,713,012
Period Changes	<u>\$52,692,450</u>	<u>\$49,565,305</u>	<u>\$49,439,500</u>
Ending Balance 5/31/2024	\$4,395,310,848	\$4,383,248,139	\$4,383,152,512
<b>Debt Service Funds</b>			
Beginning Balance 2/29/2024	\$987,954	\$987,954	\$987,954
Period Changes	<u>-\$13,957</u>	<u>-\$13,957</u>	<u>-\$13,957</u>
Ending Balance 5/31/2024	\$973,997	\$973,997	\$973,997
<b>SWIRFT Funds</b>			
Beginning Balance 2/29/2024	\$593,815,374	\$583,067,383	\$572,327,415
Period Changes	<u>-\$202,824,857</u>	<u>-\$201,822,737</u>	<u>-\$201,809,228</u>
Ending Balance 5/31/2024	\$390,990,516	\$381,244,645	\$370,518,187
<b>TWRFA Funds</b>			
Beginning Balance 2/29/2024	\$0	\$0	\$0
Period Changes	<u>\$0</u>	<u>\$0</u>	<u>\$0</u>
Ending Balance 5/31/2024	\$0	\$0	\$0

*Portfolio total may not be exact due to rounding  
Compliant with PFIA Requirements*









**Portfolio Assets Listing by Maturity Date  
As of May 31, 2024**

Program	Fund Type	Security Description	Security Type	CUSIP	Maturity Date	PAR Value	Book Value	Market Value
SWIRFT	SWIRFT	UNITED STATES TREAS SEC STRIPPED IN	US TREASURIES	912833XN5	02/15/2029	1,578,000.00	1,480,818.81	1,274,140.32
SWIRFT	SWIRFT	FEDERAL HOME LN BKS	AGENCIES	3130AG3X1	03/09/2029	100,000.00	95,195.50	92,869.00
SWIRFT	SWIRFT	FEDERAL FARM CR BKS CONS SYSTEMWIDE	AGENCIES	3133ELTG9	03/13/2029	412,000.00	362,037.99	351,880.96
SWIRFT	SWIRFT	FEDERAL FARM CR BKS CONS SYSTEMWIDE	AGENCIES	3133EKDF0	03/14/2029	1,145,000.00	1,095,830.01	1,069,097.95
SWIRFT	SWIRFT	UNITED STATES TREAS NTS	US TREASURIES	91282CEE7	03/31/2029	2,902,000.00	2,708,849.79	2,630,401.82
SWIRFT	SWIRFT	UNITED STATES TREAS NTS	US TREASURIES	91282CEE7	03/31/2029	5,000.00	4,513.29	4,532.05
SWIRFT	SWIRFT	RESOLUTION FDG CORP FED BOOK ENTRY	AGENCIES	76116EHM5	04/15/2029	55,000.00	52,607.70	43,648.00
SWIRFT	SWIRFT	US TREAS NOTE SLUG SERV	US TREASURIES	MM004VP0E	04/15/2029	4,617,153.00	4,617,153.00	4,617,153.00
SWIRFT	SWIRFT	UNITED STATES TREAS SEC STRIPPED IN	US TREASURIES	912833XP0	08/15/2029	1,579,000.00	1,467,015.36	1,245,404.67
SWIRFT	SWIRFT	FEDERAL HOME LN BKS	AGENCIES	3130AKAJ5	09/10/2029	975,000.00	832,830.30	802,659.00
SWIRFT	SWIRFT	FEDERAL HOME LN BKS	AGENCIES	3130ATHX8	09/14/2029	1,070,000.00	1,073,347.90	1,042,201.40
SWIRFT	SWIRFT	FEDERAL HOME LN MTG CORP	AGENCIES	3134A4CL6	09/15/2029	1,300,000.00	1,232,105.81	1,013,142.00
SWIRFT	SWIRFT	FEDERAL FARM CR BKS CONS SYSTEMWIDE	AGENCIES	3133EKS64	09/24/2029	120,000.00	108,888.36	105,667.20
SWIRFT	SWIRFT	FEDERAL HOME LN BKS	AGENCIES	3133XV5J6	09/28/2029	95,000.00	99,121.93	96,875.30
SWIRFT	SWIRFT	UNITED STATES TREAS NTS	US TREASURIES	91282CFL0	09/30/2029	34,000.00	33,244.96	32,920.16
SWIRFT	SWIRFT	RESOLUTION FDG CORP FED BOOK ENTRY	AGENCIES	76116EHN3	10/15/2029	2,345,000.00	1,899,305.21	1,821,080.10
SWIRFT	SWIRFT	RESOLUTION FDG CORP FED BOOK ENTRY	AGENCIES	76116EHN3	10/15/2029	1,168,000.00	1,106,617.14	907,045.44
SWIRFT	SWIRFT	US TREAS NOTE SLUG SERV	US TREASURIES	MM004VP0F	10/15/2029	4,719,777.00	4,719,777.00	4,719,777.00
SWIRFT	SWIRFT	UNITED STATES TREAS SEC STRIPPED IN	US TREASURIES	912833XX3	02/15/2030	1,575,000.00	1,448,566.62	1,213,978.50
SWIRFT	SWIRFT	UNITED STATES TREAS NTS	US TREASURIES	91282CGS4	03/31/2030	5,000.00	4,740.22	4,767.20
SWIRFT	SWIRFT	RESOLUTION FDG CORP FED BOOK ENTRY	AGENCIES	76116FAC1	04/15/2030	4,642,000.00	3,665,371.12	3,490,041.28
SWIRFT	SWIRFT	US TREAS NOTE SLUG SERV	US TREASURIES	MM004VP0G	04/15/2030	4,826,187.00	4,826,187.00	4,826,187.00
SWIRFT	SWIRFT	UNITED STATES TREAS SEC STRIPPED IN	US TREASURIES	912833XY1	08/15/2030	39,000.00	30,012.77	29,393.52
SWIRFT	SWIRFT	UNITED STATES TREAS SEC STRIPPED IN	US TREASURIES	912833XY1	08/15/2030	1,574,000.00	1,437,230.44	1,186,292.32
SWIRFT	SWIRFT	FEDERAL FARM CR BKS CONS SYSTEMWIDE	AGENCIES	3133ENQ45	09/30/2030	4,638,000.00	4,643,675.83	4,528,311.30
SWIRFT	SWIRFT	US TREAS NOTE SLUG SERV	US TREASURIES	MM004VP0H	10/15/2030	4,936,058.00	4,936,058.00	4,936,058.00
SWIRFT	SWIRFT	UNITED STATES TREAS SEC STRIPPED IN	US TREASURIES	912833XZ8	02/15/2031	4,000.00	2,941.90	2,947.48
SWIRFT	SWIRFT	FEDERAL HOME LN BKS	AGENCIES	3130AJC31	03/14/2031	50,000.00	42,570.01	40,753.00
SWIRFT	SWIRFT	FEDERAL HOME LN BKS	AGENCIES	3130ALQR8	03/14/2031	760,000.00	652,467.83	623,960.00
SWIRFT	SWIRFT	FEDERAL HOME LN MTG CORP	AGENCIES	3134A4AB0	03/15/2031	4,330,000.00	3,282,382.35	3,128,554.90
SWIRFT	SWIRFT	FEDERAL FARM CR BKS CONS SYSTEMWIDE	AGENCIES	3133EKTY2	04/03/2031	250,000.00	227,352.35	217,907.50
SWIRFT	SWIRFT	US TREAS NOTE SLUG SERV	US TREASURIES	MM004VP0I	04/15/2031	5,044,036.00	5,044,036.00	5,044,036.00
SWIRFT	SWIRFT	FEDERAL HOME LN BKS	AGENCIES	3130AMH54	06/13/2031	1,710,000.00	1,460,479.56	1,394,316.90
SWIRFT	SWIRFT	UNITED STATES TREAS SEC STRIPPED IN	US TREASURIES	912833456	08/15/2031	38,000.00	28,015.82	27,370.26
SWIRFT	SWIRFT	FEDERAL HOME LN BKS	AGENCIES	3130AJ6A2	09/12/2031	2,390,000.00	2,066,829.50	1,972,945.00
SWIRFT	SWIRFT	US TREAS NOTE SLUG SERV	US TREASURIES	MM004VP0J	10/15/2031	5,158,423.00	5,158,423.00	5,158,423.00
SWIRFT	SWIRFT	UNITED STATES TREAS SEC STRIPPED IN	US TREASURIES	9128334T4	02/15/2032	2,000.00	1,401.37	1,408.18
SWIRFT	SWIRFT	US TREAS NOTE SLUG SERV	US TREASURIES	MM004VP0L	04/15/2032	5,275,697.00	5,275,697.00	5,275,697.00
SWIRFT	SWIRFT	UNITED STATES TREAS SEC STRIPPED IN	US TREASURIES	9128334U1	08/15/2032	37,000.00	26,058.38	25,449.34
SWIRFT	SWIRFT	US TREAS NOTE SLUG SERV	US TREASURIES	MM004VP0M	10/15/2032	5,392,038.00	5,392,038.00	5,392,038.00
<b>Total</b>						<b>4,787,275,361.19</b>	<b>4,765,466,781.23</b>	<b>4,754,644,695.97</b>

Texas Water Development Board  
Investment Officer Training Report  
Annual Report as of May 31, 2024



<b>Name</b>	<b>Title</b>	<b>Last Training Date</b>	<b># of Hours Completed</b>	<b>Next Training Due Date</b>	<b>Compliant with PFIA</b>
Rebecca Trevino	Chief Financial Officer	6/20-6/21/2023	8	8/31/2025	Yes
Georgia Sanchez	Development Fund Manager	2/26-2/28/2024	14	8/31/2026	Yes
LeeRoy Lopez	Director of Accounting	2/26-2/28/2024	14	8/31/2026	Yes